PHILADELPHIA EAGLES

GAME NOTES

2026 SEASON

Thursday, November 26 | AT&T Stadium



GAME INFORMATION

PHILADELPHIA EAGLES (3-7)

Head Coach: Nick Sirianni (6th Year)
Division: NFC East (4th) ***Last Game:*** *W, 19-16 vs. Pit.*

DALLAS COWBOYS (5-6)

Head Coach: Brian Schottenheimer (2nd Year)
Division: NFC East (2nd) ***Last Game:*** *W, 51-30 vs. Ten.*

BROADCAST NETWORKS

TELEVISION (FOX) • Kevin Burkhardt (play-by-play)
Tom Brady (analyst) • Erin Andrews & Tom Rinaldi (sideline)

EAGLES RADIO (94WIP)
Merrill Reese (play-by-play) • Mike Quick (analyst)

EAGLES SPANISH RADIO (Tico) • Rickie Ricardo (play-by-play)
Oscar Budejen (analyst) • David Gerhardt (commentator)

NATIONAL RADIO (Westwood One)
J.P. Shadrick (play-by-play) • Mike Mayock (analyst)

HAPPY THANKSGIVING!

- The Eagles are playing their eighth all-time game on Thanksgiving. The team is 6-1 overall on the holiday, including 2-0 against the Cowboys (W, 33-10 on 11/27/14 and W, 27-0 on 11/23/89 — both at Dallas).
- Philadelphia has registered the top road winning percentage (.660, 31-16) in the NFL since 2021. In total, the Eagles are tied for the 3rd-best winning percentage (.563, 62-33) under **Nick Sirianni**, trailing only Buffalo (.734, 69-25) and Kansas City (.695, 66-29) in that span.
- In Week 11 vs. Pittsburgh, **Nick Sirianni** became just the fifth NFL head coach to win each of their first six career games after regular-season byes (**Sean McDermott**, **Andy Reid**, **Don Shula** and **Mike Vrabel**).

OFFENSE

- **Joe Milton** threw multiple passes for 25+ yards in Week 11 vs. Pittsburgh, connecting with **Darius Cooper** for 29 yards (third-and-13) and **Dallas Goedert** for 38 yards (second-and-18) in the first quarter.
- **Saquon Barkley** has logged rushing TDs in a career-best four straight games and ranks T-6th in the NFL in rushing TDs since Week 7. In the Week 11 win, Barkley posted a 38-yard rushing TD, which marked his longest score since a 52-yard TD on 12/14/25 vs. Las Vegas.
- **DeVonta Smith**, who caught the game-sealing pass in his return from injury in Week 11, leads the Eagles with 351 receiving yards. Smith is one of eight WRs averaging 6.0+ receptions (6.2) and 70+ yards (70.2) per game, joining **Ja'Marr Chase**, **CeeDee Lamb**, **Malik Nabers**, **Puka Nacua**, **Chris Olave**, **Jaxon Smith-Njgiba** and **Amon-Ra St. Brown**.
- **Makai Lemon** is tied for the 2nd-most receptions (team-high 38) by an NFL rookie this season, trailing only **K.C. Concepcion** (40).
- Since returning from injury in Week 5, **Dallas Goedert** owns the 6th-most catches (27, tied) by an NFL TE, behind **Trey McBride** (54), **Brock Bowers** (34), **Isaiah Likely** (34), **George Kittle** (31) and **Colston Loveland** (29). He also ranks 8th among TEs in yards (265) in that span.
- Among NFL tackles with 500+ offensive snaps, **Jordan Mailata** has recorded the 4th-highest PFF offensive grade (89.8), trailing only **Penei Sewell** (95.2), **Trent Williams** (91.6) and **Darnell Wright** (89.9). Mailata, who appeared in his 100th career game in Week 11, is the only Eagle this season to play in 100% of the team's offensive snaps.
- Philadelphia has turned in the 5th-best red zone TD efficiency (69.6%) in the NFL, with only San Francisco (84.8%), Dallas (77.3%), Cincinnati (71.1%) and New Orleans (71.0%) ranked ahead of them.

SCHEDULE & RESULTS

REGULAR SEASON (3-7)

Sun.	Sep. 13		Washington Commanders	W, 24-22
Sun.	Sep. 20	at	Tennessee Titans	W, 24-20
Mon.	Sep. 28	at	Chicago Bears	L, 7-27
Sun.	Oct. 4		Los Angeles Rams	L, 20-24
Sun.	Oct. 11	at	Jacksonville Jaguars (U.K.)	L, 17-19
Sun.	Oct. 18		Carolina Panthers	L, 14-25
Mon.	Oct. 26		Dallas Cowboys	L, 21-38
Sun.	Nov. 1	at	Washington Commanders	L, 10-27
Sun.	Nov. 8		New York Giants	L, 11-19
Sun.	Nov. 22		Pittsburgh Steelers	W, 19-16
Thu.	**Nov. 26**	**at**	**Dallas Cowboys**	**4:30 p.m. (FOX)**
Sun.	Dec. 6	at	Arizona Cardinals	4:05 p.m. (FOX)
Sun.	Dec. 13		Indianapolis Colts	1:00 p.m. (FOX)
Sat.	Dec. 19		Seattle Seahawks	5:00 p.m. (FOX)
Thu.	Dec. 24		Houston Texans	8:15 p.m. (Prime)
Sun.	Jan. 3	at	San Francisco 49ers	8:20 p.m. (NBC)
TBD	*TBD*	*at*	*New York Giants*	*TBD*

POSTSEASON (0-0)

AFC and NFC Wild Card Playoffs ..... Jan. 16-18
AFC and NFC Divisional Playoffs ..... Jan. 23-24
AFC and NFC Championship Games ..... Jan. 31
Super Bowl LXI (SoFi Stadium) (ESPN) ..... Feb. 14

NFL RANKINGS

OFFENSE

	EAGLES		COWBOYS	
Category	**Stats**	**Rank**	**Stats**	**Rank**
Total Offense	255.6	32	378.5	7
Rush Offense	88.8	29	107.5	20
Pass Offense	166.8	28	270.9	2
Points Per Game	16.7	31	30.6	4
3rd-Down Offense %	35.5	26	46.0	3
4th-Down Offense %	33.3	28	66.7	8t
Red Zone Offense %	69.6	5	77.3	2

DEFENSE

	EAGLES		COWBOYS	
Category	**Stats**	**Rank**	**Stats**	**Rank**
Total Defense	343.6	22	389.5	31
Rush Defense	120.8	21	151.5	32
Pass Defense	222.8	17	237.9	28
Points Per Game	23.7	18	28.4	29
3rd-Down Defense %	39.3	15	47.5	32
4th-Down Defense %	72.2	27	54.6	19t
Red Zone Defense %	54.3	12	64.3	22

MISCELLANEOUS

	EAGLES		COWBOYS	
Category	**Stats**	**Rank**	**Stats**	**Rank**
Turnover Differential	-5	26t	-2	21t
Penalties/Game	6.8	11	8.2	29
Penalty Yards/Game	47.6	5	75.5	31



NFC EAST STANDINGS								
Team	W-L	W%	PF	PA	Home	Away	Div	Conf
NYG	6-3-1	.650	226	214	4-2	2-1-1	2-1-1	3-3-1
DAL	5-6	.455	337	312	2-4	3-2	2-1	2-5
WAS	3-5-1	.389	196	223	2-2-1	1-3	2-2-1	3-4-1
PHI	3-7	.300	167	237	2-4	1-3	1-3	1-6



DEFENSE

- Philadelphia has combined for 11 sacks over its last two games (season-high 6 in Week 9 and 5 in Week 11). The last time the Eagles had 5.0+ sacks in back-to-back contests was Weeks 6-7 in 2024.
- **Nolan Smith** leads the team with 6.0 sacks this year, which is just 0.5 sacks shy of tying his career high (6.5 in 2024). His stretch of four straight games with a sack is tied with **George Karlaftis** for the longest active streak in the league. He is also the first Eagle to produce a sack in four cosnecutive games since **Haason Reddick** in 2022 (five).
- **Jalen Carter** is tied for the 3rd-most FFs (career-high 4) in the league (T-1st among NFL DTs with **Quinnen Williams**), behind **David Bailey** (6) and **Fred Warner** (5). He also ranks T-4th among DTs with 5.0 sacks, trailing only **Jeffery Simmons** (9.0), Williams (8.0) and **Alim McNeill** (6.5). The last Eagle to record 5.0+ sacks and 4+ FFs through the first 10 games of a season was **William Fuller** in 1994 (8.0 sacks, 4 FFs).
- **Jeremiah Trotter Jr.** ranks 5th in the NFL with 11.0 tackles per game since Week 8, trailing only **Nakobe Dean** (12.8), **Carson Schwesinger** (12.7), **Sonny Styles** (11.3) and **C.J. Allen** (11.3) in that category.
- **Quinyon Mitchell** ranks 4th among NFL CBs in opponent passer rating (64.2) and 5th in catch rate allowed (51.7%) (min. 50 targets).

TEAM LEADERS			
PASSING YARDS (TDs)			
Jalen Hurts	933 (8)	Dak Prescott	3,049 (25)
Tanner McKee	638 (2)	---	---
Joe Milton	310 (0)	---	---
RUSHING YARDS (TDs)			
Saquon Barkley	371 (4)	Javonte Williams	759 (10)
Jalen Hurts	107 (1)	Tyler Goodson	163 (0)
Dameon Pierce	96 (2)	Dak Prescott	118 (2)
RECEIVING YARDS (TDs)			
DeVonta Smith	351 (2)	CeeDee Lamb	1,108 (9)
Dallas Goedert	346 (2)	George Pickens	780 (6)
Makai Lemon	315 (1)	Ryan Flournoy	477 (3)
POINTS			
Jake Elliott	51	Brandon Aubrey	91
Saquon Barkley	24	Javonte Williams	72
Darius Cooper	24	CeeDee Lamb	56
INTERCEPTIONS			
Several players tied	1	*Several players tied*	1
SACKS			
Nolan Smith	6.0	Quinnen Williams	8.0
Jalen Carter	5.0	James Houston	3.5
Several players tied	2.0	Donovan Ezeiruaku	3.0
GROSS PUNTING (NET)			
Braden Mann	48.4 (42.7)	Bryan Anger	46.7 (42.4)
FIELD GOALS (%)			
Jake Elliott	11 (91.7%)	Brandon Aubrey	20 (80.0%)

SPECIAL TEAMS

- **Jake Elliott** ranks T-6th in the NFL in FG percentage (91.7%), behind **Chase McLaughlin** (100%), **Tyler Bass** (96.0%), **Ka'imi Fairbairn** (95.2%), **Joey Slye** (94.7%) and **Evan McPherson** (92.9%). The Eagles' all-time leader in 50+ yard FGs (37), Elliott is a perfect 4-of-4 from 50+ yards this season, including kicks from 53 and 55 yards in Week 11.
- **Braden Mann** leads the league with 24 punts inside the 20-yard line, marking the most by an Eagle through 10 games since at least 2000 (previously 22 by **Donnie Jones** in 2014). In addition, Mann is just the second NFL punter since 2000 to record an 80+ yard punt and a 70+ yard punt in back-to-back games, joining **Shane Lechler** in 2011.
- **Britain Covey** leads the NFL with 13 punt returns of 10+ yards. He also ranks 2nd in punt return yards (232) and punt return average (12.9), trailing only **Myles Price** (281 yards and 17.6 avg.) in each category.



FRONT OFFICE & COACHING STAFF

FRONT OFFICE & COACHING STAFF

PLAYER BIOS

ROSTER BREAKDOWN

2025 EAGLES STATISTICS

RECORD BOOK

NFL STATISTICS

OFF THE FIELD



JEFFREY LURIE

CHAIRMAN AND CHIEF EXECUTIVE OFFICER

NFC East Championships: '01 • '02 • '03 • '04 • '06 • '10 • '13 • '17 • '19 • '22 • '24 • '25
NFC Championship Games: '01 • '02 • '03 • '04 • '08 • '17 • '22 • '24 **Super Bowl Appearances:** '04 • '17 • '22 • '24

SUPER BOWL CHAMPION: 2017 (LII), 2024 (LIX) **EAGLES HALL OF FAME (2026)**

Jeffrey Lurie embarks on his 33rd season as Chairman and Chief Executive Officer of the Philadelphia Eagles. Lurie purchased the franchise on May 6, 1994, and implemented an organizational infrastructure that reflects the pride and passion of the region, where tireless work ethic and innovation deeply coincide with consistent results. His commitment to excellence has launched an outstanding era of success, including the first two Super Bowl Championships (**Super Bowl LII** and **Super Bowl LIX**) in team history.

Today regarded among the most prominent franchises in professional sports, the Philadelphia Eagles began their ascent during the first full year of Lurie's ownership in 1995 and have become a customary presence in the NFL's postseason. Impressively, nearly one-third of the club's seasons since 2001 have resulted in NFC Championship Game or Super Bowl berths.

Only five owners in NFL history have combined for 300 total victories, four Super Bowl trips, and multiple championships — Lurie, **Pat Bowlen**[HOF], **Al Davis**[HOF], **Robert Kraft** and **Dan Rooney**[HOF]. Moreover, Lurie is one of six owners to win Super Bowls with multiple head coaches, joining Bowlen[HOF], Davis[HOF], **Edward DeBartolo Jr.**[HOF], **Jerry Jones**[HOF] and Rooney[HOF].

Lurie is one of two owners since the 1970 merger to earn 20 playoff appearances. With the eighth-most wins (318) by an owner in that period (second-most since the league's salary cap began in 1994), he has recorded the fourth-best winning percentage (.564) of the post-merger era.

The Philadelphia Eagles are one of three teams to register four Super Bowl appearances since 2004 (XXXIX, LII, LVII and LIX), including trips in two of the last four seasons. Lurie has navigated the Eagles to eight conference championship games (including six games at home), which leads the NFC (second overall) dating back to 2001. The Eagles have also won 12 NFC East Championships under his direction (most in the division since 2001).

Lurie's blueprint for success has had a profound impact on the field, leading to a greater overall winning percentage, more playoff games (39) and more playoff wins (21) than all of the franchise's previous ownership groups combined. That model, however, is not just limited to football, as the Philadelphia Eagles organization has embraced a championship mentality in all aspects of its operations, especially in the community.

LURIE AUTISM INSTITUTE

A thoughtful and compassionate philanthropist who has family ties to autism, Lurie is dedicated to raising critical funds for the developmental disorder and has leveraged his resources as a professional sports owner to turn autism awareness into action.

In 2025, Lurie and his family donated $50 million to launch the Lurie Autism Institute in partnership with Children's Hospital of Philadelphia (CHOP) and Penn Medicine. The gift is the largest single donation to U.S. academic medical centers focused on autism research across the lifespan.

Rooted in a collaboration between world-renowned centers in pediatric research and academic medicine, the Institute was established to spark a new era of scientific discovery in autism.

The Lurie family's investment strategically leverages CHOP and Penn Medicine's strengths in autism research and translation to seek answers to the most challenging and important questions around the condition. By investing in cutting-edge science and the infrastructure to move it forward, the landmark partnership is committed to understanding autism more deeply and transforming what's possible for individuals and families worldwide.

Powered by Penn Medicine and CHOP's long history of partnering on transformative breakthroughs for the care of both children and adults, the In-





Favorite area restaurants: Barclay Prime, Estia, Her Place Supper Club, Mawn, Pizzeria Beddia, Suraya, Tequilas, Vernick, and Vietnam ... **Favorite Philadelphia breakfast spot:** Honey's Sit N Eat ... **Favorite music:** Ranges from The Doors to Bob Marley to Shakira ... **First concert attended:** Beach Boys ... **Favorite player growing up:** Bobby Orr ... **Favorite all-time movies:** *The Great Escape, The Godfather Part II, Silver Linings Playbook,* and *Lion* ... **Favorite all-time TV shows:** *Hogan's Heroes, The Fugitive,* and *24* ... **Favorite recent movies and TV shows:** *Coda, Summer of Soul, Extraordinary Attorney Woo,* and *My Octopus Teacher* ... **Favorite books:** *When Breath Becomes Air, The Kite Runner,* and *Sapiens: A Brief History of Humankind* ... **Favorite dog breeds:** Bernese Mountain Dog, Golden Doodle, and Wheaten Terrier

OVERALL WINNING PERCENTAGE

SINCE 2000

Rk	Name (Team)	Pct
1.	Robert Kraft (New England)*	.675
2.	**Jeffrey Lurie (Philadelphia)***	**.593**
3.	Clark Hunt (Kansas City)*	.589
4.	Steve Bisciotti (Baltimore)	.585
5.	Jim Irsay (Indianapolis)	.584

min. 300 games | * multiple Super Bowl Championships

OVERALL WINS

SALARY CAP ERA (SINCE 1994)

Rk	Name (Team)	Wins
1.	Robert Kraft (New England)*	379
2.	**Jeffrey Lurie (Philadelphia)***	**318**
3.	Jerry Jones[HOF] (Dallas)	296
4.	Jim Irsay (Indianapolis)	270
5.	Dan Rooney[HOF] (Pittsburgh)*	252

* multiple Super Bowl Championships

SINCE 2000

Rk	Name (Team)	Wins
1.	Robert Kraft (New England)*	322
2.	**Jeffrey Lurie (Philadelphia)***	**276**
3.	Jim Irsay (Indianapolis)	251
4.	Jerry Jones[HOF] (Dallas)	233
5.	Steve Bisciotti (Baltimore)	230

* multiple Super Bowl Championships

stitute is poised to make fresh discoveries and aims to be a global epicenter for scientists, clinicians, families, students, and donors.

EAGLES AUTISM FOUNDATION

In 2019, Lurie launched the team's philanthropic arm, the Eagles Autism Foundation, which has raised more than $57 million for cutting-edge autism research and care programs.

Through the Eagles Autism Foundation, the organization is viewed as an international resource for the autism community. Most notably, the Eagles Autism Challenge presented by Lincoln Financial, the Foundation's annual cycling and 5K run/walk event, contributes 100 percent of the participant-raised funds toward groundbreaking and exploratory work in the field of autism, including a record $16 million-plus in 2026.

To ensure the most transformational projects are being supported, Lurie organizes an internationally recognized peer review panel each year to evaluate and approve submitted proposals. A total of 223 research projects and community grants have been funded to date.

The Eagles were one of the first sports franchises in the country to build a state-of-the-art sensory room in their stadium, Lincoln Financial Field, which is certified as sensory inclusive thanks to a partnership with KultureCity. The Eagles also became the first professional sports team to partner with Popcorn for the People, a nonprofit organization devoted to creating meaningful employment for those with autism and developmental disabilities.

$100 MILLION CHARITABLE COMMITMENT

Through his family's unprecedented $50 million gift to help launch the Lurie Autism Institute and the $57 million raised by the Eagles Autism Foundation, Lurie's philanthropic impact has contributed more than $100 million to the global autism research and care community.

In July 2026, Lurie was presented with the distinguished Stuart Scott ENSPIRE Award for his lifelong commitment to supporting individuals and families affected by autism. The honor was part of the ESPY's Sports Humanitarian Awards category, which celebrates changemakers in the sports industry who are making a positive impact on society.

Lurie was presented the Commitment to Cures Award by the American Brain Foundation in 2019 for his ongoing work to find cures for neurodevelopmental diseases and disorders.

Lurie is also a director of the Nancy Lurie Marks Family Foundation, which commits significant resources to autism research and education. Furthermore, he established the Lurie Family Foundation to strengthen efforts toward autism research.

CHAMPIONS IN THE COMMUNITY

Under Lurie's ownership, the Philadelphia Eagles' dedication to serving the community has manifested in a variety of ways, as the organization continues to set a powerful example within professional sports.

In 2022, the Eagles Girls' Flag Football League was launched to promote

SUPER BOWL CHAMPIONSHIPS

SINCE 2000

Rk	Name (Team)	Wins
1.	Robert Kraft (New England)	6
2.	Clark Hunt (Kansas City)	3
3t.	**Jeffrey Lurie (Philadelphia)***	**2**
	John Mara (N.Y. Giants)	2
	Dan Rooney[HOF] (Pittsburgh)*	2
6t.	*Several others tied*	1

* Super Bowl wins with multiple head coaches

SUPER BOWL APPEARANCES

SINCE 2000

Rk	Name (Team)	Games
1.	Robert Kraft (New England)*	9
2.	Clark Hunt (Kansas City)*	5
3.	**Jeffrey Lurie (Philadelphia)***	**4**
4t.	Paul Allen (Seattle)	3
	Dan Rooney[HOF] (Pittsburgh)*	3
	John York (San Francisco)	3

* multiple Super Bowl Championships

CONFERENCE CHAMPIONSHIP GAMES

SINCE 2000

Rk	Name (Team)	Games
1.	Robert Kraft (New England)	13
2.	**Jeffrey Lurie (Philadelphia)**	**8**
3t.	*Several others tied*	7

DIVISION CHAMPIONSHIPS

SALARY CAP ERA (SINCE 1994)

Rk	Name (Team)	Titles
1.	Robert Kraft (New England)	20
2t.	**Jeffrey Lurie (Philadelphia)**	**12**
	Dan Rooney[HOF] (Pittsburgh)	12

and increase participation across all sports for young girls and women. What originally started with 16 schools from the Philadelphia Public and Catholic Leagues now features more than 1,600 girls throughout the eastern side of Pennsylvania. After being designated as an emerging sport in the Commonwealth in 2023, girls' flag football was declared an officially sanctioned sport in Pennsylvania at the high school level in September 2024. As part of an ongoing commitment to increase access to girls' youth sports, the Eagles became the first NFL club to launch an innovative sports bra line – FLY:FWD – designed specifically for young girls and women competing in sport.

In response to the COVID-19 pandemic, the Eagles contributed $1 million in donations to help relief efforts in Philadelphia, focusing on providing critical assistance to the well-being of essential healthcare workers and their families, as well as supporting local businesses. The Eagles also hosted numerous community blood drives and vaccination clinics at Lincoln Financial Field. Additionally, Lurie personally donated $1 million to Penn Medicine to establish the COVID-19 Immunology Defense Fund.

The Eagles Social Justice Council, which is a committee comprised of select players and team staff, has awarded more than $2.9 million to local organizations focused on anti-gun violence efforts, education, mentorship, criminal justice reform, reentry programs and workplace development.

Lurie was recognized by the Fritz Pollard Alliance with the Paul "Tank" Younger Award in 2018, which is annually granted to an NFL executive, coach, or owner who promotes gender and racial diversity. As a result of his efforts to foster civic responsibility throughout the organization, Lurie was the recipient of the Torch of Liberty Award conferred by the Anti-Defamation League of Philadelphia and was honored by Philadelphia's Operation Understanding, an acclaimed group that advances interracial harmony among future leaders of the African American and Jewish communities.

Go Green, a groundbreaking initiative launched by the Eagles in 2003, aims to reduce the organization's footprint on the environment and creates programs that improve quality of life in the Philadelphia area. Lincoln Financial Field is one of only two previously constructed NFL stadiums to achieve Platinum status – the highest of all LEED certifications – and the only one that is more than 10 years old. Lincoln Financial Field has earned three levels of accreditation from USGBC, going from LEED Silver in 2013 to LEED Gold in 2018 to LEED Platinum in 2024. On top of that, the Eagles became the first professional sports team in the world to receive the prestigious ISO 20121 Event Sustainability Management System certification.

The Eagles have conducted community-changing playground builds in Philadelphia since 1997, maintaining a belief that every child deserves a safe place to play and learn. Each year, the entire organization – players, coaches, and staff – contributes to the installation of a large play structure, a mini-turf field, colorful murals, and mosaic tables at a designated playground.



One of Lurie's first philanthropic endeavors was the creation of the Eagles Youth Partnership in 1995. For 20 years, the organization's charitable wing served more than one million at-risk children in the Philadelphia region, focusing on health and education programming. In 2015, Lurie oversaw the Eagles Youth Partnership's transition to the Eagles Charitable Foundation. Its signature program, the Eagles Eye Mobile, today provides children with greater access to vision care in partnership with Vision To Learn.

In 2011, in acknowledgment of their community efforts as well as their Tackling Breast Cancer and Go Green campaigns, the Eagles were presented with the coveted Sports Team of the Year Award by Beyond Sport.

PROGRESSIVE LEADERSHIP

Widely considered one of the most progressive owners in professional sports, Lurie embraces innovative thought. His commitment to enhancing every element of the organization through forward-thinking decisions has been a hallmark of his tenure as Chairman and Chief Executive Officer.

Lurie invests in both people and ideas. Throughout his ownership, he has gone beyond traditional football practices by focusing on infusing talented individuals from other industries into the Eagles' business operations. As a result, the Philadelphia Eagles have become a leader in professional sports with regards to gender diversity in the workplace.

The Eagles' organic effort toward staying ahead of the curve and mining for value where others may not see it has also been fundamental to the football team's success over the years.

In 2021, Lurie hired a 39-year-old first-time head coach in **Nick Sirianni**. Sirianni became the first head coach in NFL history to start their career with five consecutive postseason appearances, including two conference ti-

POSTSEASON APPEARANCES

SINCE 1970 NFL MERGER

Rk	Name (Team)	App
1.	Robert Kraft (New England)	23
2.	**Jeffrey Lurie (Philadelphia)**	**20**
3t.	Pat Bowlen[HOF] (Denver)	18
	Jerry Jones[HOF] (Dallas)	18
	Dan Rooney[HOF] (Pittsburgh)	18

POSTSEASON GAMES

SINCE 1970 NFL MERGER

Rk	Name (Team)	Games
1.	Robert Kraft (New England)	52
2.	**Jeffrey Lurie (Philadelphia)**	**39**
3.	Dan Rooney [HOF] (Pittsburgh)	37
4.	Pat Bowlen [HOF] (Denver)	36
5.	Al Davis [HOF] (Oakland/L.A. Raiders)	35

POSTSEASON WINS

SINCE 2000

Rk	Name (Team)	Wins
1.	Robert Kraft (New England)*	33
2.	**Jeffrey Lurie (Philadelphia)***	**20**
3.	Clark Hunt (Kansas City)*	18
4.	Dan Rooney (Pittsburgh)*	15
5.	John York (San Francisco)	14

* multiple Super Bowl Championships

tles and a Super Bowl Championship, defeating the Kansas City Chiefs in **Super Bowl LIX**. The only Eagles head coach with multiple Super Bowl berths (LVII and LIX), Sirianni also registered the second-most wins ever by an NFL head coach through their first five career seasons, including franchise-record-breaking 14-3 campaigns in 2022 and 2024.

Doug Pederson was hired by the Eagles as a first-time head coach in 2016. In his second season at the helm, Pederson led the team to its first Super Bowl Championship in franchise history when the Philadelphia Eagles outdueled the New England Patriots in **Super Bowl LII**.

In 1999, Lurie found a match with former Green Bay Packers quarterbacks coach **Andy Reid**, who at 40 years old took on a lead role for the first time in his career and was the second-youngest head coach in the NFL at the time of his hiring. Reid enjoyed a 14-year stay with Philadelphia (franchise record) and became the winningest head coach (140-102-1, .578 – including playoffs) in Eagles history. Named the 2002 *Associated Press* NFL Coach of the Year, Reid led the team to nine postseasons, which included five conference title games and an appearance in Super Bowl XXXIX.

Lurie's first head coaching hire, **Ray Rhodes**, came to Philadelphia in 1995 as just the third African American head coach in modern NFL history. In his first season with the Eagles, Rhodes guided the team to a 10-6 record and playoff berth and earned *AP* NFL Coach of the Year honors.

Lurie is the fourth owner in NFL history to have three different head coaches reach the Super Bowl. Overall, each of his first five head coaching hires have earned postseason trips within their first two seasons.

Lurie currently serves on numerous NFL committees, including the Finance Committee, Media Committee, and International Committee.

BUILDING A NEW HOME

After purchasing the Eagles, Lurie recognized that the organization's facilities needed a total reconstruction, which required the design and relocation of its office headquarters, practice facility, and stadium. He immediately committed to providing the franchise with everything it needed to succeed and constructed two state-of-the-art facilities in South Philadelphia – the Jefferson Health Training Complex (2001) and Lincoln Financial Field (2003).

Although Lincoln Financial Field was erected to house its main tenant, the Philadelphia Eagles, Lurie also created a destination that could hold a wide variety of events. Fittingly, the first ticketed event at the new stadium was a soccer match between Manchester United and FC Barcelona in August 2003, followed by a Bruce Springsteen concert soon after.

Since then, Lincoln Financial Field has evolved with an ever-changing entertainment landscape and underwent a two-year, $125 million revitalization in February 2012. Over the years, the venue has hosted high-profile events, including sold-out concerts, international soccer matches, WrestleMania XL, the Army-Navy game, NHL Stadium Series, NCAA Men's Lacrosse Championships, Monster Jam, Temple University football, and many other marquee events. In 2026, Lincoln Financial Field had the distinguished honor of serving as one of 16 North American venues to host the FIFA World Cup.

FILM CAREER

Prior to purchasing the Philadelphia Eagles, Lurie joined General Cinema Corporation, a major movie theater company founded by his grandfather, Philip Smith. Two years later, he started Chestnut Hill Productions and produced a variety of films. In 2008, Lurie established Screen Pass Pictures



and served as an executive producer of *Inside Job*, the 2010 documentary film, which earned the Academy Award for Best Documentary Feature, and *Inocente*, which earned an Academy Award for Best Short Documentary in 2013. More recently, Lurie formed Play/Action Pictures to produce socially impactful documentary films, including *Apocalypse in the Tropics* (2025), *The League* (2023), *Summer of Soul (Or, When the Revolution Could Not Be Televised)* (2021), *The Meaning of Hitler* (2020), *MLK/FBI* (2020), and *Totally Under Control* (2020). *Summer of Soul* earned the Academy Award for Best Documentary Feature in 2022, along with a Peabody Award and GRAMMY award for Best Music Film.

PERSONAL

Lurie's passion and love of sports began when he was a young boy growing up outside of Boston. Lurie became an avid fan of the NFL after watching the first-ever sudden-death overtime NFL Championship between the Baltimore Colts and New York Giants with his father in 1958. Prior to entering business, Lurie served as an adjunct assistant professor of social policy at Boston University.

He earned a B.A. from Clark University, a master's in psychology from Boston University, and a Ph.D. in social policy from Brandeis University. Lurie served as Clark University's commencement speaker to the graduating class in May 2019.

Born on September 8, 1951, Lurie has two children and a dog named Sydney. He is married to his wife, Tina. In his free time, he enjoys traveling, golfing, tennis, movies, music, and discovering great restaurants.



DON SMOLENSKI

PRESIDENT

NFL Experience: 29th Year *(29th with Eagles)*
College: Amherst College Hometown: Pittsford, NY

SUPER BOWL CHAMPION: 2017 (LII), 2024 (LIX)

Don Smolenski, now in his 29th season with the organization, was named team president in 2012 after originally joining the team in 1998 as chief financial officer. He served as senior vice president, chief financial officer from 2001-10 and then as the team's chief operating officer from 2010-12.

As president, Smolenski directs the club's business and strategic efforts, including sales, marketing, communications, and operations. He has played a key role in significant projects from the construction of Lincoln Financial Field to the club's award-winning environmental and philanthropic programs.

Smolenski has infused energy and creativity throughout the organization with his engaging leadership style. In 2024, he was recognized by the *Philadelphia Inquirer*'s Top Workplaces program in the special awards category for leadership and, in 2015, was named to the Most Admired CEOs list by the *Philadelphia Business Journal*. Under his direction, the Eagles have been a Top Workplace in 2012, 2014, 2016, 2018, 2020, 2022, 2024, and 2026.

Smolenski and the Eagles have celebrated two Super Bowl victories during his time as team president. The Eagles captured their first Lombardi Trophy after defeating the New England Patriots, 41-33, in **Super Bowl LII**, followed by a win over the Kansas City Chiefs, 40-22, in **Super Bowl LIX**.

In his first year as president, Smolenski spearheaded a two-year, $125 million Lincoln Financial Field revitalization project that added 1,600 seats, HD video boards, and graphics paying tribute to the team's history. In 2019, Smolenski's leadership was instrumental to the Lincoln Financial naming rights extension, which stands as one of the longest stadium naming rights relationships in the NFL. Over the years, Lincoln Financial Field has hosted high-profile events, including sold-out concerts, national and international soccer matches, the NCAA Lacrosse Championships, the Army-Navy Game, the NHL Stadium Series, WrestleMania, Monster Jam, Temple University football, and more. Most notably, Lincoln Financial Field served as one of 16 sites across the United States, Canada, and Mexico to host the prestigious FIFA World Cup in the summer of 2026.

Smolenski plays an important role in the team's environmental initiatives. As a result of their Go Green program, which features the NFL's largest solar array with 10,456 panels, the Eagles have emerged as a leader in environmental stewardship. Lincoln Financial Field is one of only two previously constructed stadiums in the NFL to achieve Platinum status by the U.S. Green Building Council – the highest of all LEED certifications – and the only one that is more than 10 years old.

In 2018, Smolenski helped launch the Eagles Autism Challenge, a one-day bike ride and family-friendly 5K run/walk dedicated to raising funds for cutting-edge autism research and care programs. In 2019, the team's signature fundraising event expanded and led to the formation of the Eagles Autism Foundation, a new charitable endeavor that unified the team's various autism activities into one organization. Through its mission to turn autism awareness into action, the Eagles became one of the first sports franchises to build a state-of-the-art sensory room in its home stadium, have partnered with organizations to help combat the unemployment rate in the autism community, and have even leveraged home games and open practices to drive critical funds. The Eagles Autism Challenge celebrated a record-breaking year in 2026, raising more than $16 million for the cause and bringing the total raised to $56 million-plus since 2018.

As an extension of the team's ongoing inclusion efforts, the Eagles launched the state's first girls high school flag football league in 2022. The program, which started with 16 schools and now features more than 1,600 participants across Southeastern Pennsylvania and Southern New Jersey, contributed to the PIAA's decision to designate girls flag football as an emerging sport in Pennsylvania. In September 2024, history was made when the PIAA declared high school girls flag football an officially sanctioned sport in the Commonwealth. Two years later, in May 2026, the NJSIAA voted to sanction girls flag football in New Jersey, a decision that was made in large part to the team's efforts in the tri-state area.

Building on Smolenski and the team's support around young female athletes, the Eagles forged a partnership with Operation Warm to address the lack of access to essential sports equipment for girls. It led to the formation of a new sports bra line called FLY:FWD, ensuring girls of all ages and backgrounds are properly outfitted for competition.

In 2013, Smolenski helped launch the Eagles Care initiative, which has fostered strategic partnerships with 32 area-based nonprofits in an effort to help strengthen the core work of each charitable organization.

In addition to his leadership roles within the Eagles organization, Smolenski serves as the PHL Sports Advisory Board Chair, Children's Hospital of Philadelphia's Corporate Council co-Chair, is a member of the Greater Philadelphia Chamber of Commerce Board and FM Global Advisory Board, and was involved in the city's FIFA World Cup planning efforts as a member of the Philadelphia Soccer 2026 Board.

Smolenski serves as the vice president and treasurer of the Eagles Autism Foundation, as well as treasurer of the Eagles Charitable Foundation, which provides area-based children with greater access to vision care.

Before joining the Eagles, Smolenski served as chief financial officer for the International Hockey League, where he oversaw all league financial matters and played an integral role in growing the league from 12 to 19 teams.

Smolenski began his career as a public accountant with Arthur Andersen.

An outdoor enthusiast, Smolenski has completed the Detroit, Pittsburgh, and Boston Marathons. He earned a bachelor's degree in biology from Amherst College and a master's degree in accounting from the University of Hartford.

Don and his wife, Karen, have two sons, Jake and Shane.





HOWIE ROSEMAN

EXECUTIVE VICE PRESIDENT/GENERAL MANAGER

NFL Experience: 27th Year *(27th with Eagles)*
College: University of Florida, Fordham Law School **Hometown:** Brooklyn, NY

SUPER BOWL CHAMPION: 2017 (LII), 2024 (LIX) **NFL EXECUTIVE OF THE YEAR:** 2017 (*SPORTING NEWS*, PFWA), 2022 (PFWA)

The architect of the **Super Bowl LII** and **Super Bowl LIX** Championship rosters, Executive Vice President/General Manager **Howie Roseman** is in his 27th season with the Philadelphia Eagles. After working his way up through the franchise's football operations and scouting departments, the two-time **NFL Executive of the Year** has cemented himself among the most accomplished and respected front office visionaries in the game.

Roseman entered a revered class of executives when he became the fifth general manager with personnel authority to win Super Bowls with multiple quarterbacks, joining **Bobby Beathard**[HOF], **Al Davis**[HOF], **Ozzie Newsome**[HOF] and **George Young**[HOF]. He and Newsome are the only members of that group to preside over two Super Bowl victories with a different head coach and quarterback each season (**Doug Pederson** with **Nick Foles** in **Super Bowl LII** and **Nick Sirianni** with **Jalen Hurts** in **Super Bowl LIX**). One of two personnel chiefs to win multiple Super Bowls and **NFL Executive of the Year** (2017, 2022) awards from the Pro Football Writers of America (also **George Young** [HOF]), Roseman stands alongside **Bill Belichick**, **Kevin Colbert** and **Brett Veach** as the four general managers with at least three Super Bowl berths and two championships since the league's salary cap was introduced in 1994.

Operating in a period defined by its competitive balance, Roseman is one of the most effective general managers of the salary cap era. His .600 (134-89-1) career winning percentage as Philadelphia's top decision-maker ranks fourth in the NFL since 1994 (including playoffs), behind **Bill Belichick** (.676), **Kevin Colbert** (.638) and **Bill Polian**[HOF] (.627) (min. 200 games). In addition, Roseman has logged the fifth-most postseason victories (10, tied) by a general manager in the salary cap era, trailing only **Bill Belichick** (31), **Brett Veach** (17), **Kevin Colbert** (15) and **Ozzie Newsome**[HOF] (15).

In his 12 seasons with roster control, Roseman has flourished as the winningest general manager with the highest combined winning percentage in franchise history, constructing nine playoff teams (most ever by an Eagles general manager) that have achieved six division crowns (2013, 2017, 2019, 2022, 2024, 2025), three conference pennants (2017, 2022, 2024) and two Super Bowl Championships (LII, LIX). Since the 1970 NFL merger, only three executives with general manager functions have earned division titles with four head coaches – Roseman, **Al Davis**[HOF] and **Jerry Jones**[HOF].

Revitalizing the team's football operations with a collaborative and progressive approach to roster building and player development, Roseman has guided the Eagles to the most postseason appearances (eight, tied) in the league since 2016 (one of three clubs with berths in eight of the last nine seasons). He also ranks second among general managers in playoff games (16), playoff wins (10, tied), division titles (five) and total victories (114), while advancing to the third-most conference championship games (three, tied) in that span. Furthermore, Roseman has contracted the most individual Pro Bowl selections (27) by a general manager over the last 10 seasons, which includes recognition at every offensive and defensive position.

Having made five straight postseason trips (tied for a franchise record), Philadelphia has posted the third-highest winning percentage (.653, 62-33) in the NFL since 2021. Roseman has guarded the short-term and long-term outlook of the Eagles through shrewd decision making, signing a multitude of impact players through extensions and free agency while infusing a wave of foundational talent through the NFL Draft and the trade market. During that stretch, 18 players have collected 33 Pro Bowl accolades, while 13 players have garnered 20 All-Pro honors from the *Associated Press*.

In 2025, Roseman became just the seventh general manager in history to have each of the first two picks from the same draft class collect first-team *AP* All-Pro distinction within their first two seasons – **Quinyon Mitchell** (22nd-overall pick in 2024) and **Cooper DeJean** (40th-overall pick in 2024).



OVERALL WINNING PERCENTAGE

EAGLES HISTORY

Rk	Name (Years)	Pct
1.	**Howie Roseman (2013-14, '16-)**	**.600**
2.	Andy Reid (2001-12)*	.591

min. 200 games | * de facto general manager

SALARY CAP ERA (SINCE 1994)

Rk	Name (Team)	Pct
1.	Bill Belichick (Cleveland/New England)*	.676
2.	Kevin Colbert (Pittsburgh)	.638
3.	Bill Polian[HOF] (Carolina/Indianapolis)	.627
4.	**Howie Roseman (Philadelphia)**	**.600**
5.	Pete Carroll (Seattle)*	.600

min. 200 games | * de facto general manager | active

OVERALL WINS

EAGLES HISTORY

Rk	Name (Years)	Wins
1.	**Howie Roseman (2013-14, '16-)**	**134**
2.	Andy Reid (2001-12)*	123

* de facto general manager

LAST 11 SEASONS (SINCE 2016)

Rk	Name (Team)	Wins
1.	Brett Veach (Kansas City)	131
2.	**Howie Roseman (Philadelphia)**	**114**
3.	Brandon Beane (Buffalo)	113
4.	Les Snead (L.A. Rams)	111
5.	Jerry Jones[HOF] (Dallas)*	103

* de facto general manager

Mitchell and DeJean were also the first such pairing to accomplish that feat after contributing to a Super Bowl Championship (LIX) as starters.

Roseman designed one of the greatest rosters of the salary cap era in 2024. Featuring a bevy of outstanding individual performances, Philadelphia tied an NFL record with 18 combined wins, including a 40-22 victory against the Kansas City Chiefs in **Super Bowl LIX**. Roseman became the first general manager in the league's free agency era (since 1993) to sign an *AP* NFL Offensive Player of the Year finalist (**Saquon Barkley** – winner) and *AP* NFL Defensive Player of the Year finalist (**Zack Baun**) in the same offseason.

In 2022, Roseman assembled a record-breaking unit that advanced to Super Bowl LVII after producing the most regular-season wins (14) in Eagles history. Roseman, who is the only general manager to lead Philadelphia to multiple trips to the Super Bowl (LII, LVII, LIX), became the first NFL general manager to make it back to the Super Bowl with a different head coach and quarterback within five years of their previous appearance.

Roseman played a pivotal role in ensuring the success of the Eagles' **Super Bowl LII**-winning team in 2017. Faced with season-ending injuries to a handful of key players, his focused leadership and in-season roster management helped navigate Philadelphia to the first Super Bowl title in franchise history. In doing so, Roseman became just the third general manager to win a Super Bowl with a quarterback who started three-or-fewer games in the regular season (also **Bobby Beathard**[HOF] and **George Young**[HOF]).

The Eagles' track record of excellence under Roseman has created opportunities for numerous personnel executives to step into senior roles with other clubs as well, including three general managers (**Andrew Berry**, **Joe Douglas** and **Ryan Grigson**) and four assistant general managers (**Brandon Brown**, **Ian Cunningham**, **Catherine Hickman** and **Andy Weidl**).

Roseman, who served as Executive Vice President of Football Operations from 2015-18 before adding the title of General Manager in 2019, is responsible for the personnel and scouting staffs and oversees all areas of football operations, including but not limited to sports medicine and performance, analytics, football administration, football technology and player development. Under his guidance, and in concert with the vision created by Chairman and Chief Executive Officer **Jeffrey Lurie**, Philadelphia has become one of the NFL's most admired and innovative operations.

Before he was elevated to Executive Vice President of Football Operations, Roseman served as the General Manager from 2010-14. At the time of his promotion, the 34-year-old Roseman was the youngest NFL executive to be named to the post in three decades. He administered an overhaul of the roster in his first year, making it one of the youngest in the league. The revamped Eagles delivered NFC East titles in 2010 and 2013 and sent a conference-high nine players to the Pro Bowl following the 2014 season.

From 2008-09, Roseman managed the college scouting staff, organized and ran draft meetings, and scouted the top college prospects around the country as the vice president of player personnel.

Roseman was named Philadelphia's vice president of football administration (2006-07) after spending three years as the team's director of football

SUPER BOWL APPEARANCES

SALARY CAP ERA (SINCE 1994)

Rk	Name (Team)	Games
1.	Bill Belichick (New England)*	9
2.	Brett Veach (Kansas City)	5
3t.	**Howie Roseman (Philadelphia)**	**3**
	Kevin Colbert (Pittsburgh)	3

* de facto general manager | active

SUPER BOWL CHAMPIONSHIPS

SALARY CAP ERA (SINCE 1994)

Rk	Name (Team)	Wins
1.	Bill Belichick (New England)*	6
2.	Brett Veach (Kansas City)	3
3t.	**Howie Roseman (Philadelphia)**	**2**
	Several others tied	2

* de facto general manager | active



DIVISION CHAMPIONSHIPS

EAGLES HISTORY

Rk	Name (Years)	Titles
1t.	**Howie Roseman (2013-14, '16-)**	**6**
	Andy Reid (2001-12)*	6

* de facto general manager

LAST 10 SEASONS (SINCE 2016)

Rk	Name (Team)	Titles
1.	Brett Veach (Kansas City)	8
2t.	**Howie Roseman (Philadelphia)**	**5**
	Brandon Beane (Buffalo)	5

POSTSEASON APPEARANCES

EAGLES HISTORY

Rk	Name (Years)	App
1.	**Howie Roseman (2013-14, '16-)**	**9**
2.	Andy Reid (2001-12)*	8

* de facto general manager

LAST 11 SEASONS (SINCE 2016)

Rk	Name (Team)	App
1t.	**Howie Roseman (Philadelphia)**	**8**
	Brandon Beane (Buffalo)	8
	Brett Veach (Kansas City)	8

POSTSEASON GAMES

EAGLES HISTORY

Rk	Name (Years)	Games
1t.	**Howie Roseman (2013-14, '16-)**	**17**
	Andy Reid (2001-12)*	17

* de facto general manager

LAST 11 SEASONS (SINCE 2016)

Rk	Name (Team)	Games
1.	Brett Veach (Kansas City)	22
2t.	**Howie Roseman (Philadelphia)**	**16**
	Brandon Beane (Buffalo)	16
	Les Snead (L.A. Rams)	16

POSTSEASON WINS

EAGLES HISTORY

Rk	Name (Years)	Wins
1.	**Howie Roseman (2013-14, '16-)**	**10**
2.	Andy Reid (2001-12)*	9

* de facto general manager

SALARY CAP ERA (SINCE 1994)

Rk	Name (Team)	Wins
1.	Bill Belichick (Cleveland/New England)*	31
2.	Brett Veach (Kansas City)	17
3t.	Kevin Colbert (Pittsburgh)	15
	Ozzie Newsome[HOF] (Baltimore)	15
5t.	**Howie Roseman (Philadelphia)**	**10**
	Several others tied	10

* de facto general manager | active



administration (2003-05). In that role, he evaluated players around the NFL and for the draft while representing the team on contract, salary cap, and player personnel matters. In 2007, Roseman was invited to participate in the NFL-Stanford Program for managers at the Stanford Graduate School of Business, an NFL program created to develop leaders within the league.

After relentlessly pursuing jobs in NFL front offices, Roseman finally got his foot in the door as an intern with the Eagles, when the team was headquartered at Veterans Stadium. He quickly rose to salary cap staff counsel, a role he held with Philadelphia from 2000-02.

Since he was hired in 2000, Philadelphia ranks second in playoff games (36) and playoff victories (20) and third in playoff appearances (18), while totaling a division-best 12 NFC East crowns with the second-most conference title games (eight) and third-most Super Bowl berths (XXXIX, LII, LVII, LIX).

Roseman serves on the General Managers Advisory Committee, which provides feedback and recommendations to the League office and the Competition Committee, ensures the NFL develops pipelines for players, coaches, and front office personnel, and promotes innovation around the game.

Roseman, the club's nominee for the 2018 NFL Salute to Service Award, is very active in the Philadelphia community and contributes to a variety of initiatives that involve the military and children. He was named Honorary Commander for the Joint Base McGuire-Dix-Lakehurst for his continued efforts with the military. His charitable endeavors have also benefited the Alex's Lemonade Stand Foundation, the Boys & Girls Clubs of America, and USA Football. In 2024, Roseman was named Most Valuable Philadelphian by the Philadelphia Visitors Center for his contributions to the city. In 2018, the Maxwell Football Club presented him with the Steinberg-DeNicola Humanitarian Award, an annual honor that recognizes an NFL representative who is committed to doing good in their community. In addition, Roseman is a member of the Governing Body of the Global Sports Management Summit.

Roseman earned his bachelor's degree from Florida before obtaining a J.D. degree from Fordham Law School. He and his wife, Mindy, reside in suburban Philadelphia with their four children.



NICK SIRIANNI

HEAD COACH

NFL Experience: 18th Year *(6th with Eagles)*
College: Mount Union **Hometown:** Jamestown, NY

SUPER BOWL CHAMPION: 2024 (LIX)

The steward of one of the most dominant eras in franchise history that includes the **Super Bowl LIX** Championship, **Nick Sirianni** is in his sixth campaign as head coach of the Philadelphia Eagles with a 62-33 record, which marks the sixth-highest winning percentage (.653) by a head coach in the Super Bowl Era (min. 90 games). He is also the first head coach to earn five postseason appearances with three division crowns, two conference titles and a Super Bowl victory in the first five years of their career.

A product of a family of football coaches and educators, Sirianni developed a curriculum for sustaining a winning culture that is rooted in three defining principles — *tough*, *detailed* and *together*. Embracing these values, Sirianni became just the fourth head coach in the Super Bowl Era to begin their career with five consecutive playoff berths (the Eagles are one of only two teams with postseason trips in each of the last five years), joining **Bill Cowher**[HOF] (1992-96 Steelers), **John Harbaugh** (2008-12 Ravens) and **Chuck Knox** (1973-77 Rams). Furthermore, he is the first head coach in franchise history to achieve multiple Super Bowl appearances (LVII and LIX).

With the second-most wins through five career seasons in NFL history, Sirianni has guided Philadelphia to the third-best winning percentage in the league since 2021. He also became the third all-time head coach to win 11-plus games four times in their first five years with a team, along with **Tony Dungy**[HOF] (2002-06 Colts) and **Andy Reid** (1999-2003 Eagles).

In his six seasons at the helm, the Eagles rank second in the NFL in rushing offense (140.4 ypg) and rushing touchdowns (134), fourth in red zone efficiency (63.5 pct.), and eighth in third-down conversion rate (42.8 pct.) and points per game (24.9). Additionally, Philadelphia ranks fourth in forced fumbles (87), fifth in total defense (318.7 ypg) and passing yards allowed per game (205.5), and eighth sacks (246) in that span.

Under Sirianni's leadership, a league-high-tying 18 players have totaled 33 Pro Bowl selections (including 13 players who garnered their first career Pro Bowl nods), along with 13 players totaling 20 All-Pro honors. Moreover, the Eagles' success has led to three of Sirianni's top lieutenants being hired as head coaches after their stints with Philadelphia — **Jonathan Gannon** (Cardinals), **Kellen Moore** (Saints) and **Shane Steichen** (Colts).

Sirianni was the only head coach to repeat as a division winner for the 2025 season, as the Eagles became the first team to win back-to-back NFC East pennants in over two decades (2001-04 Eagles) with a fourth consecutive 11-win campaign (tied for the longest streak in the league since 2022). Philadelphia led the NFL in red zone offense (franchise-record 70.5 pct.) as **Dallas Goedert** set the team record for touchdowns (11) by a tight end. On defense, **Cooper DeJean** and **Quinyon Mitchell** received first-team All-Pro accolades after helping the Eagles finish first in opponent completion percentage (56.8 pct.) and second in opponent passer rating (75.4).

The 2024 season culminated with the second Super Bowl title in franchise history, as Sirianni navigated the group to a 40-22 victory against the Kansas City Chiefs in **Super Bowl LIX**. Philadelphia, which scored the most points (145) in NFL postseason history, finished 18-3 on the year, including a club-record-tying 14-3 mark and team-best 10-game winning streak in the regular season. One of three head coaches to advance to two Super Bowls and hoist the Lombardi Trophy in their first four seasons (also **Joe Gibbs**[HOF] and **Mike Tomlin**), Sirianni became the fourth head coach in NFL history to lead their team to an 18-win campaign, joining **Bill Belichick** (2007 Patriots),

SIRIANNI vs. NFL

	Team	Regular	Playoffs	Overall
AMERICAN FOOTBALL CONFERENCE	Baltimore Ravens	1-0	0-0	1-0
	Buffalo Bills	2-0	0-0	2-0
	Cincinnati Bengals	1-0	0-0	1-0
	Cleveland Browns	1-0	0-0	1-0
	Denver Broncos	1-1	0-0	1-1
	Houston Texans	1-0	0-0	1-0
	Indianapolis Colts	1-0	0-0	1-0
	Jacksonville Jaguars	2-1	0-0	2-1
	Kansas City Chiefs	2-1	1-1	3-2
	Las Vegas Raiders	1-1	0-0	1-1
	Los Angeles Chargers	0-2	0-0	0-2
	Miami Dolphins	1-0	0-0	1-0
	New England Patriots	1-0	0-0	1-0
	New York Jets	1-1	0-0	1-1
	Pittsburgh Steelers	3-0	0-0	3-0
	Tennessee Titans	2-0	0-0	2-0
NATIONAL FOOTBALL CONFERENCE	Arizona Cardinals	1-1	0-0	1-1
	Atlanta Falcons	1-1	0-0	1-1
	Carolina Panthers	2-1	0-0	2-1
	Chicago Bears	1-2	0-0	1-2
	Dallas Cowboys	5-6	0-0	5-6
	Detroit Lions	3-0	0-0	3-0
	Green Bay Packers	3-0	1-0	4-0
	Los Angeles Rams	3-1	1-0	4-1
	Minnesota Vikings	3-0	0-0	3-0
	New Orleans Saints	2-1	0-0	2-1
	New York Giants	7-4	1-0	8-4
	Philadelphia Eagles	---	---	---
	San Francisco 49ers	0-2	1-1	1-3
	Seattle Seahawks	0-1	0-0	0-1
	Tampa Bay Buccaneers	2-2	0-2	2-4
	Washington Commanders	8-4	1-0	9-4
	Career Totals	***62-33***	***6-4***	***68-37***



WINNING PERCENTAGE

SUPER BOWL ERA (SINCE 1966)

Rk	Name (Years)	Pct
1.	John Madden[HOF] (1969-78)*	.759
2.	George Allen[HOF] (1966-77)	.712
3.	Don Shula[HOF] (1966-95)	.672
4.	Tony Dungy[HOF] (1996-2008)*	.668
5.	Sean McDermott (2017-25)	.662
6.	**Nick Sirianni (2021-)***	**.653**

min. 90 games | * Super Bowl Champion | ^ NFL Champion | active

EAGLES HISTORY

Rk	Name (Years)	Pct
1.	**Nick Sirianni (2021-)***	**.653**
2.	Greasy Neale[HOF] (1941-42, '44-50)^	.597
3.	Andy Reid (1999-2012)	.583

min. 90 games | * Super Bowl Champion | ^ NFL Champion

LAST SIX SEASONS (SINCE 2021)

Rk	Name (Team)	Pct
1.	Andy Reid (Kansas City)*	.695
2t.	**Nick Sirianni (Philadelphia)***	**.653**
	Kyle Shanahan (San Francisco)	.653

min. 90 games | * Super Bowl Champion

OVERALL WINS

EAGLES HISTORY

Rk	Name (Years)	Wins
1.	Andy Reid (1999-2012)	140
2.	**Nick Sirianni (2021-)***	**68**
3.	Greasy Neale[HOF] (1941-42, '44-50)^	58

* Super Bowl Champion | ^ NFL Champion

NFL HISTORY – FIRST FIVE CAREER SEASONS

Rk	Name (Years)	Wins
1.	George Seifert (1989-93)	68
2.	**Nick Sirianni (2021-25)***	**65**
3.	Paul Brown[HOF] (1946-50)^	64

* Super Bowl Champion | ^ NFL Champion

NFL HISTORY – FIRST FIVE SEASONS WITH A TEAM

Rk	Name (Years, Team)	Wins
1.	George Seifert (1989-93, San Francisco)	68
2.	Tony Dungy[HOF] (2002-06, Indianapolis)*	67
3t.	**Nick Sirianni (2021-25, Philadelphia)***	**65**
	Don Shula[HOF] (1970-74, Miami)*	65

* Super Bowl Champion

Mike Ditka[HOF] (1985 Bears) and **Bill Walsh**[HOF] (1984 49ers).

Sirianni presided over an Eagles offense that set a league record with 3,866 rushing yards in the regular season and playoffs, including the most combined rushing yards ever by an individual from **Saquon Barkley** (2,504), who was the *Associated Press* NFL Offensive Player of the Year. Powered by an offensive line that saw each of its five starters receive All-Pro votes, Barkley, an *AP* NFL MVP finalist, entered the 2,000-yard rushing club as its ninth member with his league-leading 2,005 yards in the regular season.

Philadelphia became the second team in history to feature the NFL's rushing champion while showcasing the league's top-ranked defense (278.4 ypg) in 2024. The Eagles, who led the NFL in total defense for the first time since 1991, ranked first in passing defense (174.2 ypg) and defensive points allowed per game (16.9) as well. **Zack Baun**, who transitioned to inside linebacker in the offseason, was voted an *AP* NFL Defensive Player of the Year finalist after leading the team with 150 tackles and five forced fumbles.

Sirianni also supported Super Bowl LIX MVP **Jalen Hurts** to one of the most efficient seasons of his NFL tenure, as Hurts produced career highs in passer rating (103.7) and completion percentage (68.7 pct.) while pacing all quarterbacks with 14 rushing touchdowns in the regular season. In 15 starts after the bye week (including playoffs), Hurts had 36 total touchdowns (19 passing, 17 rushing) against four giveaways with a 112.5 passer rating.

In 2023, Sirianni directed Philadelphia to an 11-6 record and a playoff bid, with the Eagles ranking among the league's top 10 in scoring (seventh, 25.5 ppg), total yards (eighth, 354.4 ypg), rushing yards (eighth, 128.8 ypg), third-down conversion rate (third, team-record 48.0 pct.) and red zone efficiency (ninth, 60.0 pct.). Hurts established franchise records in both total yards (4,463) and total touchdowns (38) while also tying for the most rushing scores (15) ever by an NFL quarterback. **A.J. Brown** finished with the most receptions (106) ever by an Eagles wide receiver and set an NFL record by posting at least 125 receiving yards in six consecutive games.

Guiding Philadelphia to a Super Bowl LVII appearance, Sirianni helped the team win 14 games for the first time in history in 2022. The Eagles developed franchise records in points (477), total touchdowns (59), scrimmage touchdowns (57), rushing touchdowns (32, tied for fourth in NFL history), as well as defensive sacks (70, tied for third in NFL history). The club also finished among the top three teams in total offense (third, 389.1 ypg) and total defense (second, 301.5 ypg) for the first time since the 1970 merger.



Sirianni helped many players have prominent showings in 2022, including Hurts, who finished as the *AP* NFL MVP runner-up after totaling 35 touchdowns with a 101.5 passer rating, and Brown, who broke a 38-year franchise record with 1,496 receiving yards. Philadelphia also became the first club to feature four different players with 10-plus sacks in the same year.

In 2021, Sirianni's debut season as a head coach elicited a 9-8 record and postseason berth, with the Eagles capturing seven of the last 10 regular-season games to clinch a spot in the playoffs. The team ranked first in the NFL in rushing yards (2,715) and rushing touchdowns (25) and tallied the second-most defensive touchdowns (five) in the league.

Prior to arriving in Philadelphia, Sirianni spent three years (2018-20) as the Indianapolis Colts' offensive coordinator. In that span, the Colts ranked sixth in the league in third-down conversion rate (43.4 pct.), seventh in red zone efficiency (63.9 pct.), and eighth in points per game (25.9).

Five offensive players received Pro Bowl recognition during Sirianni's time with the Colts, including **Quenton Nelson** (2019-21), **Ryan Kelly** (2020-21), **Jack Doyle** (2019), **Eric Ebron** (2018), and **Andrew Luck** (2018), who was named *AP* NFL Comeback Player of the Year after finishing second in touchdown passes (39) in 2018. Notably, Nelson was first-team All-Pro all three seasons, while Kelly was a second-team All-Pro selection in 2020.

Before he joined Indianapolis, Sirianni was a member of the Los Angeles/San Diego Chargers' staff for five years (2013-17), including two seasons as the wide receivers coach (2016-17). In 2017, he assisted the top-ranked



passing offense (276.9 ypg), which featured a career year from **Keenan Allen**, who was selected as the *AP* NFL Comeback Player of the Year after ranking third in receiving yards (career-high 1,393) that season.

From 2014-15, Sirianni coached the Chargers' quarterbacks and helped **Philip Rivers** earn consecutive Pro Bowls while averaging 30 passing touchdowns per season. In 2015, Rivers led the league with a team-record 437 completions for a career-high 4,792 yards (second in the NFL and 10 yards shy of the club record). In 2013, when Sirianni originally joined the Chargers as an offensive quality control coach, Rivers threw for 4,478 yards and 32 touchdowns and recorded a career-high 69.5 completion percentage (378-of-544) en route to *AP* NFL Comeback Player of the Year honors.

Sirianni began his NFL coaching career with the Kansas City Chiefs, serving as the wide receivers coach (2012) and offensive quality control coach (2009-11). He also worked with the Chiefs' quarterbacks in 2010 and helped **Matt Cassel** earn his first career Pro Bowl after totaling 3,116 passing yards, 27 touchdowns and a career-high 93.0 passer rating.

Before the NFL, Sirianni spent five years at the collegiate level as the wide receivers coach at Indiana University of Pennsylvania (2006-08) and defensive backs coach at Mount Union (2004-05), his alma mater, helping the Purple Raiders capture a national title during the 2005 season.

A native of Jamestown, NY, Sirianni was a three-year starter at wide receiver at Mount Union, winning three NCAA Division III National Championships (2000-02) and earning All-Ohio Athletic Conference honors as a senior after catching a career-high 13 touchdowns. He also played one year in the Atlantic Indoor Football League with the Canton Legends in 2005.

Sirianni's brother, Mike, is the head coach at Washington & Jefferson College. His winning percentage of .805 (202-49) is the best in school history and currently ranks seventh among all NCAA football coaches with at least 10 years of experience (fourth-best mark in Division III). His brother, Jay, is a former head coach at their alma mater, Southwestern Central High School (Jamestown, NY), where their father, Fran, also spent nine years in the same position and served as the school's head track coach for 46 seasons. Under Jay, Southwestern Central won New York state titles in 2008 and 2009.

Sirianni and his wife, Brett, have two sons, Jacob and Miles, and one daughter, Taylor.

POSTSEASON APPEARANCES

NFL HISTORY – FIRST FIVE CAREER SEASONS

Rk	Name (Years, Team)	App
1t.	**Nick Sirianni (2021-25, Philadelphia)***	**5**
	John Harbaugh (2008-12, Baltimore)*	5
	Bill Cowher[HOF] (1992-96, Pittsburgh)	5
	Chuck Knox (1973-77, L.A. Rams)	5

* Super Bowl Champion

EAGLES HISTORY

Rk	Name (Years)	App
1.	Andy Reid (1999-2012)	9
2.	**Nick Sirianni (2021-)***	**5**
3.	Dick Vermeil[HOF] (1976-82)	4

* Super Bowl Champion

LAST SIX SEASONS (SINCE 2021)

Rk	Name (Team)	App
1t.	**Nick Sirianni (Philadelphia)***	**5**
	Sean McDermott	5
3t.	*Several others tied*	4

* Super Bowl Champion

POSTSEASON GAMES

EAGLES HISTORY

Rk	Name (Years)	Games
1.	Andy Reid (1999-2012)	19
2.	**Nick Sirianni (2021-)***	**10**
3.	Dick Vermeil (1976-82)	7

* Super Bowl Champion

LAST SIX SEASONS (SINCE 2021)

Rk	Name (Team)	Games
1.	Andy Reid (Kansas City)*	13
2t.	Sean McDermott	11
	Kyle Shanahan (San Francisco)	11
4.	**Nick Sirianni (Philadelphia)***	**10**
5.	Sean McVay (L.A. Rams)*	9

* Super Bowl Champion

POSTSEASON WINS

EAGLES HISTORY

Rk	Name (Years)	Wins
1.	Andy Reid (1999-2012)	10
2.	**Nick Sirianni (2021)***	**6**
3.	Doug Pederson (2016-20)*	4

* Super Bowl Champion

LAST SIX SEASONS (SINCE 2021)

Rk	Name (Team)	Wins
1.	Andy Reid (Kansas City)*	11
2t.	Sean McVay (L.A. Rams)*	7
	Kyle Shanahan (San Francisco)	7
4t.	**Nick Sirianni (Philadelphia)***	**6**
	Sean McDermott	6

* Super Bowl Champion



MICHAEL CLAY

SPECIAL TEAMS COORDINATOR

NFL Experience: 13th Year *(8th with Eagles)*
College: Oregon **Hometown:** San Jose, CA

SUPER BOWL CHAMPION: 2024 (LIX)

- Enters his sixth season as Philadelphia's special teams coordinator … Rejoined the Eagles in 2021 following a five-year stint with the 49ers (2016-20), including four seasons as a special teams assistant
- Mentored a core that blocked the most opponent kicks (4) in the NFL in 2025, including game-deciding blocks that resulted in NFC Special Teams Player of the Week nods for **Jordan Davis** and **Jalen Carter**
- Led a special teams unit that played a pivotal role in the Eagles **Super Bowl LIX** Championship, as **Jake Elliott** registered the most kicking points (16) in Super Bowl history … Elliott also set team playoff records in kicking points (43), made kicks (23) and made field goals (10)
- Directed one of the top groups in the league in 2023, as Philadelphia ranked 1st in special teams DVOA (4.2%) as well as 5th in *PFF* special teams grade (89.0) … **Jake Elliott** earned All-Pro honors after establishing a team record in FG percentage (93.8%) and **Braden Mann** set club marks in gross (49.8) and net (43.9) punting average
- Oversaw one of the best years of **Jake Elliott**'s career in 2021 … Elliott was selected to his first Pro Bowl after producing a then-team-record 90.9% FG percentage … He was one of three NFL kickers to make at least 90% of their FGs and all of their XP attempts (44-of-44)
- Played LB at Oregon from 2009-12 and was an All-Pac-12 selection … Signed by the Dolphins as a UDFA in 2013



VIC FANGIO

DEFENSIVE COORDINATOR

NFL Experience: 40th Year *(4th with Eagles)*
College: East Stroudsburg **Hometown:** Dunmore, PA

SUPER BOWL CHAMPION: 2024 (LIX)

- Enters his third season as Philadelphia's defensive coordinator … Brings 40 years of experience to the coaching staff, including 27 as a coordinator … Has mentored five Pro Football Hall of Famers (**Kevin Greene**, **Rickey Jackson**, **Ray Lewis**, **Sam Mills** and **Patrick Willis**)
- Recognized as an *AP* NFL Assistant Coach of the Year finalist in each of his first two seasons in Philadelphia (2024-25) … Guided Philadelphia to No. 1 rankings in defensive points allowed per game (18.0), passing defense (182.0 ypg) and opponent passer rating (79.0) during that span
- Orchestrated a passing defense in 2025 that led the NFL in opponent catch rate (56.8%) and surrendered the fewest TD passes (14)
- Directed Philadelphia to No. 1 rankings in total defense (278.4 ypg) and defensive points allowed per game (16.9) during the Eagles' **Super Bowl LIX**-winning season in 2024 … Also led the Eagles to set team playoff records in sacks (16.0), takeaways (11) and FFs (6)
- Spent the 2022 season as a consultant for the Eagles, when the team advanced to Super Bowl LVII
- Served as head coach of the Denver Broncos from 2019-21
- Voted *AP* NFL Assistant Coach of the Year with Chicago in 2018
- Entered the NFL as a LBs coach with New Orleans (1986-94) … Started his pro coaching career with the USFL's Philadelphia Stars in 1984



SEAN MANNION

OFFENSIVE COORDINATOR

NFL Experience: 3rd Year *(1st with Eagles)*
College: Oregon State **Hometown:** San Jose, CA

- Named offensive coordinator during the 2026 offseason … Previously served as quarterbacks coach (2025) and offensive assistant (2024) with the Green Bay Packers
- From 2024-25, supported an offense that ranked 3rd in the league in yards per attempt (7.7), 4th in points per drive (2.43) and sack rate (5.3 %), 5th in passer rating (101.2), 6th in third-down success (44.3%), 8th in total yards per game (351.7) and 9th in passing TDs (54)
- Helped guide the Packers' QB room to the 5th-highest passer rating (102.5) in the NFL … **Jordan Love** threw 23 TDs against just 6 INTs and registered career highs in passer rating (101.2) and completion percentage (66.3%) … **Malik Willis** finished the year with a 145.5 passer rating in just four contests
- Prior to his time with the Packers, enjoyed a nine-year career as a QB in the NFL … Originally selected by the Rams in the 3rd round (89th overall) of the 2015 NFL Draft … Played with St. Louis/Los Angeles (2015-18), Minnesota (2019-20, '21, '23) and Seattle (2021, '22, '23)
- As a four-year starter at Oregon State (2011-14), set a school record with 13,600 passing yards (8th in NCAA history at the time) in 47 games (43 starts) … Also still owns program records for TD passes (83), completions (1,187) and completion percentage (64.6%)



CLINT HURTT

SENIOR DEFENSIVE ASSISTANT/DEFENSIVE LINE/ ASSOCIATE HEAD COACH

NFL Experience: 13th Year *(3rd with Eagles)*
College: Miami (FL) **Hometown:** Rochester, NY

SUPER BOWL CHAMPION: 2024 (LIX)

- Named senior defensive assistant/defensive line coach in 2024 … Added associate head coach title during the 2026 offseason
- Presided over a group of DTs that saw **Jalen Carter** garner a Pro Bowl nod and **Jordan Davis** set a career-high in tackles (72), pressures (22), TFLs (9) and sacks (4.5)
- Tutored a young stable of interior DL that helped anchor the No. 1 total defense (278.4 ypg) in the NFL and played a crucial role in Philadelphia winning the **Super Bowl LIX** Championship
- In 2024, coached **Jalen Carter** to second-team All-Pro and Pro Bowl honors after pacing the defense in pressures (45), QB hits (career-high 16) and TFLs (career-high 12) while posting 4.5 sacks with 2 FFs … **Milton Williams** also finished 2nd among NFL interior DL in *PFF* pass-rush grade (90.4) and 3rd in pressure percentage (14.6%)
- His Seahawks defense featured three Pro Bowlers (**Julian Love**, **Bobby Wagner** and **Devon Witherspoon**) in 2023
- Served as the Seahawks' DL coach from 2017-21, including adding the title and responsibilities of assistant head coach in 2018
- Served as the OLBs coach for the Chicago Bears from 2015-16 after originally joining the staff as an assistant DL coach in 2014
- Spent 13 seasons in the collegiate ranks prior to the NFL



JEMAL SINGLETON

RUNNING BACKS/ASSISTANT HEAD COACH

NFL Experience: 11th Year *(6th with Eagles)*
College: Air Force **Hometown:** San Antonio, TX

SUPER BOWL CHAMPION: 2024 (LIX)

- Enters his sixth season as running backs/assistant head coach
- Assisted **Saquon Barkley** in eclipsing 1,000 rushing yards for the second straight season in 2025 (1,140), finishing 10th in that category
- In 2024, supported an offense that established an NFL record with a combined 3,866 rushing yards in the regular season and playoffs, which featured the most rushing yards ever by an individual from **Saquon Barkley** (2,504) … Barkley led the league with a career-high and club record 2,005 rushing yards (8th-most in NFL history) in the regular season
- During the 2023 season, coached **D'Andre Swift** to his first career Pro Bowl after finishing 5th in the NFL in rushing yards (1,049)
- Helped the Eagles advance to Super Bowl LVII in 2022 … Philadelphia led the league with a team-record 32 rushing TDs, tying for the 3rd-most in NFL history behind the 1962 Packers (36) and 1976 Steelers (33)
- In 2020, helped Cincinnati's RBs register a combined 1,891 scrimmage yards … Also guided **Joe Mixon** to 1,137 rushing yards in 2019
- Served as the Raiders' RB coach in 2018 after previously serving as the Colts' RBs coach from 2016-17
- Spent nine seasons coaching at Air Force (2000, '03-10) … Worked as the Falcons' RBs coach from 2006-10, producing a conference rushing title and Top 10 national ranking in rushing offense each year



JOSH GRIZZARD

OFFENSIVE PASSING GAME COORDINATOR

NFL Experience: 10th Year *(1st with Eagles)*
College: Yale, Duke **Hometown:** Zebulon, NC

- Joined Philadelphia as the team's offensive passing game coordinator during the 2026 offseason
- Previously served as pass game coordinator (2024) and offensive coordinator (2025) with the Tampa Bay Buccaneers … Assisted **Baker Mayfield** to the 2nd-most passing TDs (67) and 4th-most passing yards (8,193) in the NFL, while the Buccaneers ranked 7th in passing offense (228.1 ypg) during that stretch
- Oversaw a passing attack that posted the 3rd-most passing yards per game (250.4) in the NFL in 2024 … Guided **Baker Mayfield** to his second career Pro Bowl selection after finishing 2nd overall in TD passes (41) and completions (407, tied), 3rd in passing yards (4,500) and completion percentage (71.4%) and 4th in passer rating (106.8)
- Began his NFL coaching career with the Miami Dolphins, where he served as a quality control coach (2017-19, '22-23) and wide receivers coach (2020-21) … Contributed to a staff that produced four consecutive winning seasons (Miami's longest streak since 1997-2003)
- Played a key role in the growth of **Jaylen Waddle** in 2021, who set a then-NFL rookie record with 104 receptions for a club-rookie-record 1,015 receiving yards
- Spent four seasons at Duke (2013-16) as a graduate assistant/quality control coach working primarily with the QBs



JOE KASPER

DEFENSIVE PASSING GAME COORDINATOR

NFL Experience: 8th Year *(5th with Eagles)*
College: Baldwin Wallace **Hometown:** Mentor, OH

SUPER BOWL CHAMPION: 2024 (LIX)

- Enters his fifth overall season with the Eagles … Promoted to defensive passing game coordinator during the 2026 offseason after serving as safeties coach during the 2024-25 campaigns
- In 2025, oversaw a group that helped the Eagles finish 1st in the NFL in opponent completion percentage (56.8%) and fewest passing TDs allowed (14) and 2nd in opponent passer rating (75.4)
- Supported the top-ranked total defense (278.4 ypg) in the NFL during the 2024 campaign, when the Eagles defeated the Kansas City Chiefs in **Super Bowl LIX** … The Eagles led the league in passing defense (174.2 ypg) while ranking 3rd in passer rating allowed (82.5) and 6th in opponent completion percentage (62.2%) during the regular season
- Coached Miami's safeties in 2023, assisting a unit that finished 8th in takeaways (27, tied) and 10th in total defense (318.3 ypg)
- In 2022, contributed to a staff that helped the Eagles advance to Super Bowl LVII … Philadelphia totaled the 3rd-most sacks (70.0, tied) in NFL history and finished 1st in passing defense (179.8 ypg)
- With the Blue Devils, worked with the QBs (2020) and DBs (2019) as a graduate assistant
- Coached the WRs at John Carroll in 2017 … Also coached the DBs at Mentor (OH) High School during the 2015-16 seasons



RYAN MAHAFFEY

RUN GAME COORDINATOR/TIGHT ENDS

NFL Experience: 6th Year *(1st with Eagles)*
College: Northern Iowa **Hometown:** Des Moines, IA

- Named the Eagles' run game coordinator/tight ends coach during the 2026 offseason
- Mentored a young WR core in 2025 that featured **Romeo Doubs**, who led the Packers with a career-high 724 receiving yards and 6 TDs on 55 catches (13.2 avg.) … **Christian Watson** also finished with the 2nd-highest receiving average (17.5) in the NFL (min. 25 receptions), hauling in 35 passes for 611 yards and 6 TDs
- In 2024, guided **Jayden Reed** to a career-high 857 receiving yards with 6 TDs on 55 catches (15.6 avg.), ranking 2nd in the league with a 137.5 passer rating when targeted
- From 2022-23, contributed to a unit that tied for 4th in the NFL in fewest sacks allowed (62.0) and ranked 5th in sack percentage (5.1%)
- Helped guard **Elgton Jenkins** earn Pro Bowl honors in 2022 as the offensive line paved the way for **Aaron Jones** to lead the league in yards per carry (5.3) (min. 200 attempts)
- Previously served as offensive coordinator at Northern Iowa (2019-20), tight ends coach at Western Kentucky (2017-18) and co-offensive coordinator/wide receivers coach at Northern Iowa (2016)
- Played fullback for the Baltimore Ravens (2011), Indianapolis Colts (2011) and Miami Dolphins (2012)



ROY ANDERSON

CORNERBACKS

NFL Experience: 18th Year *(3rd with Eagles)*
College: Howard **Hometown:** Tallahassee, FL

SUPER BOWL CHAMPION: 2024 (LIX)

- Enters his third year as Philadelphia's cornerbacks coach
- Guided **Quinyon Mitchell** and **Cooper DeJean** to *AP* first-team All-Pro nods in 2025 … Mitchell led all corners in opponent catch rate (42.4%) and DeJean did not allow a passing TD as a nickel corner
- Helped **Quinyon Mitchell** and **Cooper DeJean** to *AP* NFL Defensive Rookie of the Year finalist recognitions in 2024 … Also assisted **Darius Slay** to top-five finishes among corners in forced incompletion percentage (3rd, 20.6%) and completion percentage allowed (4th, 48.5%) (min. 50 targets)
- Spent the 2023 campaign as Seattle's secondary coach … Worked with two Pro Bowlers – **Julian Love** and **Devon Witherspoon** … Love registered 110 tackles with career highs in PDs (10) and INTs (4) … Witherspoon had the 5th-most PDs (16) in the NFL
- Served as the Vikings' assistant DBs/safeties coach from 2020-22 … In 2022, **Harrison Smith** ranked T-5th in the league with 5 INTs
- Worked as the Chicago Bears' assistant DBs coach from 2017-18
- Coached the safeties in Indianapolis during the 2012-15 seasons … In that role, helped **Mike Adams** receive Pro Bowl nods in 2014-15
- Also held stints in college at LSU (2004, '19), Florida State (2003) and Florida A&M (2002) … Played QB at Howard from 1998-2001



BOBBY KING

INSIDE LINEBACKERS

NFL Experience: 17th Year *(3rd with Eagles)*
College: Texas-El Paso **Hometown:** Louisville, KY

SUPER BOWL CHAMPION: 2024 (LIX)

- Named the Eagles' inside linebackers coach during the 2024 offseason
- Guided **Zack Baun** to his second consecutive Pro Bowl selection after ranking 2nd among NFL LBs in *PFF* defensive grade (83.9) (min. 1,000 snaps) … Also led **Jihaad Campbell** to a *PFWA* All-Rookie nod
- En route to capturing the **Super Bowl LIX** Championship, helped **Zack Baun** transition to inside linebacker for the first time in his career in 2024 … A first-team All-Pro and Pro Bowler who had the highest *PFF* grade (90.1) by a LB, Baun registered a career-high 150 tackles and tied for 2nd in the league with 5 FFs
- In his second season with Tennessee in 2023, assisted a defense that ranked 1st in the league in red zone TD efficiency (37.7%) … Steered **Azeez Al-Shaair** to a career-high 163 tackles (5th-most in NFL)
- Oversaw a group of LBs that helped Tennessee pace the NFL in both rushing defense (76.9 ypg) and opponent yards per rush (3.4) in 2022
- Spent five seasons with the Texans (2017-21), working with the DL (2021), inside LBs (2018-20) and LBs (2017)
- Served as the assistant LBs coach for the San Diego Chargers during the 2014-16 seasons
- Began his NFL coaching career in 2010 as a defensive quality control coach with the Dallas Cowboys under **Wade Phillips**' direction



PARKS FRAZIER

QUARTERBACKS

NFL Experience: 9th Year *(2nd with Eagles)*
College: Murray State, Arkansas State **Hometown:** Corinth, MS

- Enters his second year with the Eagles and his first as quarterbacks coach after serving as passing game coordinator in 2025
- Guided a passing attack in 2025 that helped **Jalen Hurts** garner Pro Bowl recognition after ranking 3rd in the NFL in TD-to-INT ratio (4.2) and 9th in TD passes (career-high 25, tied)
- Served as an offensive assistant with the Miami Dolphins in 2024, supporting an operation that featured **Tua Tagovailoa**, who led the league with a career-high completion percentage (72.9%)
- In 2023, helped **Bryce Young** in his first year of development … Young recorded 20-plus completions in eight straight games to start the season, marking the 2nd-longest streak by a rookie in NFL history
- Helped guide **Carson Wentz** to 27 TD passes against just 7 INTs with a 94.6 passer rating in 2021
- During the 2020 season, assisted Indianapolis' offensive coordinator **Nick Sirianni** in helping the Colts rank 9th overall in points per game (28.2) while allowing the 2nd-fewest sacks (21)
- Began NFL career with the Indianapolis Colts (2018-22) … Served as the assistant to the head coach (2018-19), offensive quality control (2020), assistant quarterbacks (2021-22) and pass game specialist (2022)
- Played quarterback for three seasons at Murray State (2012-14)



CHRIS KUPER

OFFENSIVE LINE

NFL Experience: 11th Year *(1st with Eagles)*
College: North Dakota **Hometown:** Anchorage, AK

- Enters his first season as the Eagles' offensive line coach
- In 2025, oversaw a Vikings offensive line that was led by **Brian O'Neill**, who earned the 3rd-highest *PFF* grade (84.9) among NFL right tackles after allowing the 5th-fewest pressures (23, tied) at his position (min. 400 pass block snaps) … Also mentored O'Neill to his second career Pro Bowl during the 2024 season
- Managed an offensive line that protected the 5th-best passing attack (256.4 ypg) in the league in 2023 … His unit also blocked for the 6th-ranked passing offense (263.8 ypg) in the NFL and helped **Dalvin Cook** total the 2nd-most rushing yards (1,173) of his career in 2022
- In 2021, supported a group that ranked 4th in time to throw (2.91 seconds) while finishing as the only team with multiple 900-plus-yard rushers — **Melvin Gordon** (918) and **Javonte Williams** (903)
- Coached tackle **Garrett Bolles** to second-team *AP* All-Pro honors and center **Lloyd Cushenberry** to the *PFWA* All-Rookie Team in 2020
- Spent the 2016-18 seasons with the Miami Dolphins as an assistant offensive line coach (2017-18) and offensive quality control coach (2016)
- Selected by the Broncos in the fifth round (161st overall) of the 2006 NFL Draft … Voted to the Pro Bowl after the Broncos led the league with a team-record 2,632 rushing yards in 2011



AARON MOOREHEAD

WIDE RECEIVERS

NFL Experience: 7th Year *(7th with Eagles)*
College: Illinois Hometown: Deerfield, IL

SUPER BOWL CHAMPION: 2006 (XLI), 2024 (LIX)

- Enters his seventh year as the Eagles' wide receivers coach
- Guided **A.J. Brown** and **DeVonta Smith** to become the first 1,000+ yard receiving duo in team history, achieving the feat in 2022, 2023 and 2025
- In 2024, led a WR room that played a key role in Philadelphia winning the **Super Bowl LIX** Championship … Under his direction, **A.J. Brown** finished with the highest *PFF* offensive grade (91.2) among NFL WRs (min. 600 snaps) … **DeVonta Smith** paced Philadelphia with 68 catches for 833 yards and a career-high 8 TDs (team high)
- Helped **A.J. Brown** earn *AP* All-Pro and Pro Bowl honors in 2023 when he produced 1,456 yards (5th in NFL) on 106 catches (most by WR in team history)
- Led **DeVonta Smith** to a team rookie receiving record (916) in 2021
- Mentored the WRs at Texas A&M from 2015-17, where he led a group that featured **Christian Kirk** and **Josh Reynolds**
- From 2013-14, worked as the WRs coach at Virginia Tech
- Spent the 2010-12 seasons as an offensive assistant at Stanford
- Played five seasons (2003-07) in the NFL with the Indianapolis Colts, including a **Super Bowl XLI** championship after the 2006 campaign
- Moorehead and his father, Emery (played in NFL from 1977-88), were the first father-son duo to play in and win a Super Bowl



MIKE PELLEGRINO

SECONDARY

NFL Experience: 12th Year *(1st with Eagles)*
College: Johns Hopkins Hometown: Oakdale, NY

SUPER BOWL CHAMPION: 2016 (LI), 2018 (LIII)

- Enters his first year as the Eagles' secondary coach
- Oversaw a unit that bolstered the top passing defense (156.9 ypg) in the league in 2025, while also ranking 4th in completion percentage allowed (59.7%) and registering the 7th-lowest opponent passer rating (79.8)
- Spent 10 seasons with the New England Patriots as a cornerbacks coach (2019-24) and coaching assistant (2015-18), contributing to a staff that made three Super Bowl appearances (LI, LII and LIII)
- From 2019-24, coached a unit that helped New England rank 2nd in the NFL in INTs (102) and 4th in opponent completion percentage (62.2%)
- Mentored two of the six players who posted seasons with 20-plus PDs since 2019 — **J.C. Jackson** (2021; 23) and **Stephon Gilmore** (2019; 20)
- Aided a unit that finished 10th in passing defense (211.5 ypg) while guiding **Christian Gonzalez** to second-team *AP* All-Pro honors in 2024
- Directed **J.C. Jackson** to second-team *AP* All-Pro and Pro Bowl accolades after tallying a league-high 23 PDs and 8 INT in 2021
- Helped **Stephon Gilmore** become the first *AP* NFL Defensive Player of the Year in franchise history in 2019, after leading the NFL with 20 PDs and tied for the league lead with 6 INTs
- Began his career with New England as a coaching assistant from 2015-18 while also playing professional lacrosse



JEREMIAH WASHBURN

DEFENSIVE ENDS/OUTSIDE LINEBACKERS

NFL Experience: 25th Year *(8th with Eagles)*
College: Arkansas Hometown: Shelby, NC

SUPER BOWL CHAMPION: 2024 (LIX)

- Begins his eighth season with the Eagles and fifth as the team's defensive ends/outside linebackers coach
- Guided **Jalyx Hunt** to career highs in QB hits (24, tied for 11th in the NFL), TFLs (9, tied), sacks (6.5), INTs (3) and FFs (2, tied) in 2025
- Oversaw a group of edge rushers that contributed to the No. 1 total defense (278.4 ypg) in the league and helped Philadelphia win **Super Bowl LIX** in 2024 … Coached **Nolan Smith** to a breakout campaign, posting 39 tackles, 11 QB hits, 8 TFLs and 6.5 sacks
- In 2023, helped **Haason Reddick** earn his second Pro Bowl honor after recording a career-high 70 pressures with 23 QB hits, 13 TFLs and 11.0 sacks … **Josh Sweat** also produced a career-high 75 pressures
- Guided a unit of edge rushers that helped engineer the 3rd-most sacks (70) in NFL history in 2022
- Served as the OL coach for the Dolphins in 2018 … Spent the 2017 season coaching the Bears' OL after working as the assistant OL coach with the Dolphins in 2016 … Began his NFL coaching career with the Lions as an OL coach (2013-15) and assistant OL coach (2009-12)
- Spent six years with the Ravens working as an area scout (2005-08) and player personnel assistant (2003-04) … Also served as a football operations assistant for the Panthers in 2002



JERROD JOHNSON

SENIOR OFFENSIVE ANALYST/ SPECIAL PROJECTS FOR THE HEAD COACH

NFL Experience: 7th Year *(1st with Eagles)*
College: Texas A&M Hometown: Humble, TX

- Named senior offensive analyst/special projects for the head coach during the 2026 offseason
- In 2025, directed **C.J. Stroud** to a career-high completion percentage (64.5%) while posting his third consecutive year with 3,000-plus passing yards (3,041) … Also prepared **Davis Mills** for three undefeated starts
- Supported **C.J. Stroud** in delivering one of the most productive rookie seasons by a QB in NFL history in 2023, when he recorded career highs in passing yards (4,108), passing TDs (23) and passer rating (100.8) en route to *AP* NFL Offensive Rookie of the Year and Pro Bowl honors
- Served as the assistant quarterbacks coach for the Minnesota Vikings in 2022, working closely with **Kirk Cousins**, who finished 4th in the NFL in passing yards (4,547) and tied for 5th in passing TDs (29)
- Spent the 2020-21 seasons with the Indianapolis Colts as an offensive quality control coach
- Participated in the Bill Walsh Diversity Coaching Fellowship with the Colts (2019) and 49ers (2017)
- Signed as a UDFA QB, spent time with Philadelphia (2011), Pittsburgh (2012), Seattle (2013), Chicago (2013-14), Baltimore (2016) and Dallas (2016)



JOE PANNUNZIO

ASSISTANT SPECIAL TEAMS COORDINATOR/ DIRECTOR OF TEAM RELATIONSHIPS

NFL Experience: 10th Year *(10th with Eagles)*
College: Southern Colorado **Hometown:** Pueblo, CO

SUPER BOWL CHAMPION: 2024 (LIX)

- Named the Eagles' assistant special teams coordinator in 2021, adding the title of director of team relationships during the 2026 offseason
- Contributed to a group that helped **Braden Mann** record a league-best 14 punts of 60-plus yards and a franchise-record punting average (49.9)
- En route to capturing **Super Bowl LIX**, assisted **Jake Elliott** in posting the most kicking points (16) in Super Bowl history and set team postseason records in kicking points (43), made kicks (23) and MFGs (10)
- In 2023, assisted a unit that saw **Jake Elliott** establish a team record in FG percentage (93.8%), while **Braden Mann** set club marks in gross (49.8) and net (43.9) punting average
- Served as the special teams coordinator/TEs coach (2017) and RBs coach (2018) at Alabama after working as the Eagles' director of personnel operations (2015-16) ... Also spent 2011-14 at Alabama
- Worked as the TEs coach/special teams coordinator at Miami (FL) from 2006-10 ... Tutored players such as **Greg Olsen** and **Jimmy Graham**
- Was the head coach at Murray State from 2000-05
- Coached under **Tommy Tuberville** at both Auburn (1999) and Mississippi (1995-98), working with the TEs and special teams ... Also had the same position with **Jim Wacker** at Minnesota (1992-94) ... Was the OL/TEs/special teams coach under Wacker at TCU (1990-91)



GREG AUSTIN

ASSISTANT OFFENSIVE LINE

NFL Experience: 7th Year *(5th with Eagles)*
College: Nebraska **Hometown:** Cypress, TX

- Re-joined the Eagles as the assistant offensive line coach in 2025 after previously coaching with the organization from 2013-15
- In 2025, supported an offensive line that helped the team lead the league in red zone TD efficiency (franchise-record 70.5%)
- Spent two seasons on the Jacksonville Jaguars' coaching staff, serving as the club's assistant offensive line coach (2024) and offensive quality control coach (2023) ... In 2024, helped develop an offensive line that allowed the 7th-fewest sacks (32.0, tied) in the league
- At Nebraska, supported an offensive line that helped **Adrian Martinez** establish a program record in total offense (10,792) while becoming the fourth player in Big Ten history to have 8,000-plus passing yards and 2,000-plus rushing yards in their career
- Helped Central Florida's offensive line play a pivotal role in the Knights recording the most points per game (48.2) in the country in 2016
- Originally joined the Eagles as an assistant offensive line coach (2013-15) under the direction of **Jeff Stoutland** ... In his first season with Philadelphia in 2013, contributed to an offensive line that paved the way for **LeSean McCoy**, who led the NFL with 1,607 rushing yards
- Began his coaching career at Oregon, where he was an offensive graduate assistant (2011-12) and coaching intern (2010)



TYLER BROWN

SPECIAL TEAMS ASSISTANT

NFL Experience: 6th Year *(6th with Eagles)*
College: Rowan **Hometown:** Marlton, NJ

SUPER BOWL CHAMPION: 2024 (LIX)

- Named special teams assistant in 2023 after originally joining the club as a special teams quality control coach in 2021
- Coached a group that led the league with 4 blocked kicks in 2025 ... Also helped **Braden Mann** register a league-high-tying 14 punts of 60-plus yards and the best punting average (49.9, 4th in the NFL) in franchise history
- En route to capturing **Super Bowl LIX** in 2024, assisted **Jake Elliott** in posting the most kicking points (16) in Super Bowl history and set team postseason records in kicking points (43), made kicks (23) and MFGs (10) ... **Kelee Ringo** posted a career-high 8 special teams tackles
- Supported a special teams group that ranked 1st in the NFL in special teams DVOA (4.2%) and 5th in *PFF* special teams grade (89.0) in 2023
- In his first year with the Eagles, aided a special teams unit led by **Jake Elliott**, who registered a then-club-record 90.9% FG percentage
- Spent five seasons at Michigan as a special teams graduate assistant (2019-20) and special teams analyst (2016-18) under **Jim Harbaugh**
- Was a special teams consultant under **Matt Rhule** at Temple (2014-15)
- Mentored by his father, Randy, who is a special teams coach with the Ravens and previously worked with the Eagles from 2004-05



ERIC DICKERSON

OFFENSIVE ASSISTANT/ASSISTANT TIGHT ENDS

NFL Experience: 6th Year *(6th with Eagles)*
College: South Carolina State **Hometown:** Goose Creek, SC

SUPER BOWL CHAMPION: 2024 (LIX)

- Enters his sixth season with the Eagles and his first as offensive assistant/assistant tight ends coach
- Supported a group that ranked 1st in the NFL in red zone TD efficiency (franchise-record 70.5%) ... Also assisted a unit that saw **Dallas Goedert** set a franchise tight end record with 12 receiving TDs
- Contributed to an offense that helped the Eagles win **Super Bowl LIX** in 2024 ... The Eagles ranked 2nd in rushing offense (187.6 ypg), 6th in offensive points per game (26.7) and 8th in total offense (367.2 ypg)
- Supported an offense that set an Eagles record in third-down percentage (48.0%, 3rd in NFL) for the second consecutive year in 2023
- Assisted a record-breaking offense that set club marks in points (477), scrimmage TDs (57), rushing TDs (32), third-down conversion rate (45.9%) and red zone TD efficiency (67.8%) en route to advancing to Super Bowl LVII in 2022
- During the 2021 season, contributed to an Eagles defensive unit that allowed the 5th-fewest explosive plays (117) in the NFL
- Before the Eagles, spent three years at Duke as a football analyst from 2018-20, working on special teams and with the WRs/TEs on offense
- Started his coaching career working with the TEs and FBs at his alma mater, South Carolina State, during the 2017 campaign



BEYAH RASOOL

DEFENSIVE ASSISTANT

NFL Experience: 2nd Year *(1st with Eagles)*
College: Missouri **Hometown:** Tucson, AZ

- Joined the Eagles as a defensive assistant during the 2026 offseason after serving as defensive quality control coach and assistant to the head coach for the Las Vegas Raiders in 2025
- Contributed to a Raiders defensive unit that ranked 4th in the NFL in opponent yards per rush (3.9) and finished 11th overall (6th in the AFC) in yards allowed per play (5.0) in 2025
- As a quality control coach focusing on CBs, helped the Florida Gators defense rank 4th in the SEC with 14 INTs
- Mentored Bowling Green's **Jalen Huskey** and **Jordan Oladokun**, who both produced a team-high 4 INTs en route to first-team All-MAC honors, while serving as CBs coach/special teams assistant
- Served as a senior defensive analyst at Arizona … The Wildcats forced 16 turnovers and ranked 7th in the conference in passing yards allowed per game (258.6) in 2022 … Also worked closely in the development of **Treydan Stukes**, **Tacario Davis** and **Ephesians Prysock**
- Coached **Trajan Jeffcoat** en route to earning first-team All-SEC honors after posting a team-high 6.0 sacks (tied for 3rd in the conference)
- Spent time as the secondary coach and recruiting coordinator at Eastern Arizona from 2014-16 and CBs coach at Pima Community College (Tucson, AZ) in 2012



TYLER SCUDDER

ASSISTANT LINEBACKERS

NFL Experience: 6th Year *(6th with Eagles)*
College: West Virginia **Hometown:** Gettysburg, PA

SUPER BOWL CHAMPION: 2024 (LIX)

- Enters his first season as assistant linebackers coach and his sixth overall campaign with the organization
- Contributed to a defense that led all NFL teams in completion percentage allowed (56.8%) and surrendered the fewest passing TDs (14) while ranking 2nd in opponent passer rating (75.4) in 2025
- Assisted a **Super Bowl LIX**-winning defense that paced the league in total defense (278.4 ypg), passing defense (174.2 ypg), defensive points allowed per game (16.9), opponent three-and-out percentage (39.0%) and FFs (18, tied)
- Served as an assistant LBs coach in 2023 … Helped coach **Nicholas Morrow** to 93 tackles with career highs in TFLs (12) and sacks (3.0)
- In 2022, supported Philadelphia's defense en route to Super Bowl LVII … The Eagles posted the 3rd-most sacks (70) in NFL history while also ranking 1st in passing defense (179.8 ypg), 2nd in total defense (301.5 ypg), 3rd in opponent passer rating (81.6) and 4th in takeaways (27)
- Prior to Philadelphia, enjoyed a three-year stint as a senior defensive quality control coach at Iowa State (2018-20)
- Spent four years at Duquesne as co-defensive coordinator/LBs coach (2015-17) and LBs coach (2014) … Mentored the CBs/LBs at Indiana University of Pennsylvania (2010-12)



ALLEN SMITH

DEFENSIVE ASSISTANT

NFL Experience: 2nd Year *(1st with Eagles)*
College: Wofford **Hometown:** Columbia, SC

- Enters his first season as a defensive assistant with Philadelphia
- At Army, helped **Jack Bousum** earn third-team all-conference honors after tying for the team lead in TFLs (8) and sacks (4.5)
- Served as the defensive consultant at Tulane in 2024 … Assisted the Green Wave in winning nine games for the third consecutive season and make an appearance in the AAC Championship game
- Guided a DL unit that helped Georgia State increase their wins by four from the previous year in 2022
- Contributed to the growth of **Jonathan Greenard**, who ranked 1st on the Texans with a then-career-high 8.0 sacks in 2021
- Worked closely in the development of third-team All-American **Miles Brown** during the 2018 campaign and Freshman All-America selection **Michael Mason**, who led the Terriers in TFLs (10.5) and sacks (7.5)
- Tutored the DL at the Virginia Military Institute in 2017 after spending one year as a defensive operations assistant at Duke in 2016
- Worked with Sun Belt Defensive Player of the Year **Ronald Blair** as a defensive graduate assistant at Appalachian State in 2015
- A four-year letterwinner as a defensive linemen at Wofford (2009-12)



MONTGOMERY VANGORDER

OFFENSIVE ASSISTANT/ ASSISTANT QUARTERBACKS

NFL Experience: 2nd Year *(2nd with Eagles)*
College: Notre Dame, Youngstown State **Hometown:** Buford, GA

- Enters his first year as an offensive assistant/assistant quarterbacks coach after joining the team as offensive quality control in 2025
- In 2025, supported a unit that paced the NFL in red zone TD efficiency (franchise-record 70.5%) … Also helped **Jalen Hurts** earn his third Pro Bowl honor after finishing 3rd in the league in TD-to-INT ratio (4.2) and 9th in passing TDs (career-high 25, tied)
- Spent six seasons as an offensive quality control coach at Georgia from 2019-24, including two years working primarily with the Bulldogs' quarterbacks (2023-24)
- In 2024, contributed to an offense that ranked 12th in the country in passing yards per game (281.0) … Aided the development of **Carson Beck**, who produced a career-high 28 passing TDs with 3,485 yards
- Supported a Georgia offense that ranked 4th nationally in completion percentage (71.8%), 5th in scoring (40.1 ppg) and total offense (496.5 ypg), and 11th in passing offense (305.3 ypg) in 2023
- Helped the Bulldogs register the 5th-most points per game (41.1) and total yards per game (501.2) in college football in 2022 while becoming the first team to win back-to-back national titles in program history
- Played QB at Notre Dame from 2014-17 before his final collegiate season at Youngstown State in 2018



COLE PETERSON

ASSISTANT TO THE HEAD COACH

NFL Experience: 2nd Year *(2nd with Eagles)*
College: Youngstown State **Hometown:** Columbus, OH

- Joined Philadelphia as assistant to the head coach in 2025
- In his first season with the club, supported a coaching staff that helped the Eagles finish 11-6 en route to the NFC East Championship, marking the first repeat winner in the division in over two decades
- Previously served as the executive director of football operations (2023-24) under head coach **Trent Dilfer** at UAB, where he helped lead the day-to-day operations of the program
- Named a finalist for the *FootballScoop* Football Operations Director of the Year Award in his first year with UAB in 2023
- Spent the 2022 campaign as the assistant director of football operations and assistant to head coach **Tom Allen** at Indiana … Aided a Hoosiers staff that doubled the team's win total from the previous year
- Started his career as a 22-year-old director of football operations/player personnel director at Youngstown State in 2021, becoming the youngest individual to hold that title in college football
- Spent three years as a student worker with the Penguins' football program … Also volunteered at Akron and Pittsburgh
- Son of **John Peterson**, who spent 33 years as a coach, with stops at Ohio State, Arizona, Pittsburgh and more



DOM DISANDRO

SENIOR ADVISOR TO THE GENERAL MANAGER/CHIEF SECURITY OFFICER/HEAD OF GAMEDAY COACHING OPERATIONS

NFL Experience: 28th Year *(28th with Eagles)*

SUPER BOWL CHAMPION: 2017 (LII), 2024 (LIX)

- Enters his 28th year with the Eagles … Added the title and responsibilities of head of gameday coaching operations during the 2024 offseason
- Oversees all safety and security matters for players, coaches, and executives … Also directs security at the team's training complex, is responsible for security measures related to team travel and logistics, and provides education on the NFL's personal conduct policy
- Originally joined the organization in 1999



PLAYER BIOS

FRONT OFFICE & COACHING STAFF

PLAYER BIOS

ROSTER BREAKDOWN

2025 EAGLES STATISTICS

RECORD BOOK

NFL STATISTICS

OFF THE FIELD



KIRAN AMEGADJIE (PS)

GUARD | 73

(pronounced kuh-RON ah-muh-GAH-jee)

Height: 6-5 **Weight:** 326 **DOB:** Feb. 1, 2002 (Age 24)
NFL Experience: 3rd Year *(1st with Eagles)* **Draft:** D3a-24 (75th overall) by CHI **Acquired:** FA-26
College: Yale **Hometown (HS):** Hinsdale, IL (Hinsdale Central)

CAREER STATISTICS

			STARTS				OFF SNAPS	
Year	**Team**	**GP/S**	**LT**	**LG**	**RG**	**RT**	**No**	**Pct**
2024	Chicago	6/1	1	0	0	0	125	33%
2026	Philadelphia	0/0	0	0	0	0	0	0%
Totals		**6/1**	**1**	**0**	**0**	**0**	**---**	**---**



BIRDSEED

- Was the highest-drafted Bulldog to the NFL since **Jeff Rohrer** in 1982 and the highest-drafted Ivy Leaguer since **Mitch Marrow** was chosen with the 73rd pick in the 1998 NFL Draft
- While at Yale, was a recipient of the team's 2023 Ted Turner Award, given to the interior lineman who displays outstanding sportsmanship and stellar play

CAREER HIGHLIGHTS

- Appeared in six contests as a rookie, making one start … Played 125 offensive snaps and spent time on special-teams snaps

2026 SEASON - EAGLES

2025 SEASON - BEARS

- Spent the majority of the season on Reserve/Injured

COLLEGE HIGHLIGHTS

- Played collegiately at Yale (2021-23), seeing action in 24 games across three seasons … Was a two-time first-team All-Ivy selection (2022-23), also earning third-team All-America honors in 2023 and was named the Ivy League's Offensive Lineman of the Year

TRANSACTIONS

- **2024** - Drafted by CHI in 3rd round (75th overall) … **9/20/25** - Placed on Reserve/Injured (elbow) … **8/30/26** - Waived by CHI … **9/1/2026** - Signed by PHI to practice squad



SAQUON BARKLEY

RUNNING BACK | 26

Height: 6-0 **Weight:** 232 **DOB:** Feb. 9, 1997 (Age 29)
NFL Experience: 9th Year *(3rd with Eagles)* **Draft:** D1-18 (2nd overall) by NYG **Acquired:** FA-NYG-24
College: Penn State **Hometown (HS):** Coplay, PA (Whitehall)

SUPER BOWL CHAMPION: 2024 (LIX) NFL OPOY: 2024 ALL-PRO: 2024 PRO BOWL: 2018, 2022, 2024 NFL OROY: 2018 ALL-ROOKIE: 2018

CAREER STATISTICS

			RUSHING					RECEIVING						OFF SNAPS	
Year	Team	GP/S	Att	Yds	Avg	Lg	TD	Rec	Yds	Avg	Lg	TD	TYS	No	Pct
2018	N.Y. Giants	16/16	261	1,307	5.0	78t	11	91	721	7.9	57t	4	2,028	852	83%
2019	N.Y. Giants	13/13	217	1,003	4.6	68t	6	52	438	8.4	65	2	1,441	728	68%
2020	N.Y. Giants	2/2	19	34	1.8	18	0	6	60	10.0	38	0	94	67	7%
2021	N.Y. Giants	13/13	162	593	3.7	41	2	41	263	6.4	54t	2	856	513	47%
2022	N.Y. Giants	16/16	295	1,312	4.4	68	10	57	338	5.9	41	0	1,650	856	75%
2023	N.Y. Giants	14/14	247	962	3.9	36	6	41	280	6.8	46	4	1,242	717	65%
2024	Philadelphia	16/16	345	2,005	5.8	72t	13	33	278	8.4	43	2	2,283	801	69%
2025	Philadelphia	16/16	280	1,140	4.1	65t	7	37	273	7.4	47t	2	1,413	773	73%
2026	Philadelphia	8/8	86	371	4.3	42	4	7	41	5.9	24	0	412	198	32%
Totals		**114/114**	**1,912**	**8,727**	**4.6**	**78t**	**59**	**365**	**2,692**	**7.4**	**65**	**16**	**11,419**	**---**	**---**
PLAYOFFS															
2022	N.Y. Giants	2/2	18	114	6.3	39	2	7	77	11.0	24	0	191	99	80%
2024	Philadelphia	4/4	91	499	5.5	78t	5	13	75	5.8	22	0	574	219	82%
2025	Philadelphia	1/1	26	106	4.1	29	0	3	25	8.3	20	0	131	62	85%
Totals		**7/7**	**135**	**719**	**5.3**	**78t**	**7**	**23**	**177**	**7.7**	**24**	**0**	**896**	**---**	**---**

ADDITIONAL STATISTICS

Fumbles/Lost: 9/5 - 2019 (1/0), 2021 (2/1), 2022 (1/0), 2023 (2/2), 2024 (2/1), 2025 (1/1)

CAREER HIGHS

Rush Attempts	36	10/29/23 vs. NYJ
Rushing Yards	255	11/24/24 at LAR
Rushing Long	78t	2x, last: 1/19/25 vs. LAR (Div.)
Rushing TDs	3	1/26/25 vs. Was. (CC)
Receptions	14	9/16/18 at Dal.
Receiving Yards	99	10/11/18 vs. Phi.
Receiving Long	65	11/4/19 vs. Dal.
Receiving TDs	2	2x, last: 11/19/23 at Was.
Scrimmage Yards	302	11/24/24 at LAR
Scrimmage TDs	3	3x, last: 1/26/25 vs. Was. (CC)



BIRDSEED

- Created the Michael Ann and Saquon Barkley Hope Foundation ... The group's mission is to support the goals and dreams of youth through scholarships, educational assistance and athletics guidance ... In November of 2025, hosted the inaugural Hurdles for Hope Black Tie Gala at the Philadelphia Museum of Art to raise money in support of programs that strengthen and provide opportunities for underserved youth
- Established the Saquon Barkley Center of Excellence with St. Luke's University Health Network in Whitehall, PA, to bring opportunities to underserved youth with a focus on physical activity and academics
- Previously selected as the Giants' Walter Payton NFL Man of the Year nominee in 2022 and 2023 ... The award is considered the NFL's most prestigious honor and recognizes players who have demonstrated excellence on the field and a passion to impact the lives of others
- Comes from a family with a boxing history ... His father, Alibay, was an amateur boxer, while his great uncle, Iran Barkley, was a professional boxer and world champion in three different weight divisions

CAREER HIGHLIGHTS

- Named the **NFL Offensive Player of the Year** and was recognized as an NFL MVP finalist by the *Associated Press* in 2024 ... Rushed for a franchise-record 2,005 yards, becoming just the ninth member of the league's 2,000+ yard rushing club (8th-most rushing yards in NFL history) ... Also earned first-team **All-Pro** and **Pro Bowl** honors and com-

2026 GAME-BY-GAME STATISTICS (PHI)

				RUSHING					RECEIVING							OFF SNAPS	
Date	Opp		GP/S	Att	Yds	Avg	Lg	TD	Rec	Yds	Avg	Lg	TD	TYS	No	Pct
Sep 13	Was	W	1/1	15	83	5.5	42	0	1	-3	-3.0	-3	0	80	39	71%
Sep 20	at Ten	W	1/1	4	9	2.3	4	0	1	11	11.0	11	0	20	12	16%
Sep 28	at Chi	L	1/1	15	82	5.5	17	0	1	-2	-2.0	-2	0	80	36	72%
Oct 4	LAR	L	1/1	2	8	4.0	6	0	1	2	2.0	2	0	10	4	7%
Oct 11	at Jax	L	0/0	INACTIVE												
Oct 18	Car	L	0/0	INACTIVE												
Oct 26	Dal	L	1/1	7	62	8.9	29	1	2	9	4.5	12	0	71	10	15%
Nov 1	at Was	L	1/1	13	30	2.3	5	1	1	24	24.0	24	0	54	22	32%
Nov 8	NYG	L	1/1	13	22	1.7	5	1	0	0	---	--	0	22	41	59%
Nov 22	Pit	W	1/1	17	75	4.4	38t	1	0	0	---	--	0	75	34	64%
Nov 26	at Dal															
Dec 6	at Ari															
Dec 13	Ind															
Dec 19	Sea															
Dec 24	Hou															
Jan 3	at SF															
TBD	at NYG															
Totals			**8/8**	**86**	**371**	**4.3**	**42**	**4**	**7**	**41**	**5.9**	**24**	**0**	**412**	**198**	**32%**

Hobbies: Hanging out with his family and playing golf (loves finding and exploring new courses) ... If he could have a career outside of football: TV personality talking about sports and life ... Surprisingly good at: Connect Four ... Karaoke song of choice: "Let Me Love You" by Mario ... Favorite athletes to watch: Shakur Stevenson and Gervonta Davis ... Favorite TV show: *Martin* ... Favorite Music: Rap



pleted his historic season with a **Super Bowl LIX** victory ... Finished as the third rushing champion to win a Super Bowl in the same season, joining **Terrell Davis** (1998) and **Emmitt Smith** (1992, '93, '95)

- Established an NFL record with 2,504 rushing yards in the regular season and playoffs in 2024, breaking the previous mark set by **Terrell Davis** in 1998 (2,476) ... Also became the first player in history to produce seven 60+ yard rushing TDs in a season (including playoffs)
- Is the Eagles' all-time leader in postseason rushing yards (605)
- Registered the most rushing yards (255) and scrimmage yards (302) in Eagles single-game history on 11/24/24 at L.A. Rams ... Set the team playoff record for rushing yards (205) on 1/19/25 vs. L.A. Rams
- Voted to his second **Pro Bowl** and was selected a finalist for *AP* NFL Comeback Player of the Year with the Giants following the 2022 campaign, when he rushed for 1,312 yards and 10 TDs on 295 carries
- Honored as the *AP* **NFL Offensive Rookie of the Year** and earned **Pro Bowl** and *PFWA* **All-Rookie** accolades after the 2018 season, when he produced Giants rookie records with 1,307 rushing yards (2nd in the NFL), 91 receptions and 15 total TDs (11 rushing, 4 receiving)

NOTES TO KNOW

- Ranks 2nd in the NFL with 82.7 rushing yards per game dating back to 2022 (min. 65 games), behind only **Derrick Henry** (89.9) ... Barkley (5,790) and Henry (7,014) are the only two players to eclipse the 5,500+ yard rushing mark during this span

2026 SEASON - EAGLES

-

2025 SEASON - EAGLES

- Played in 16 games (16 starts), running for 1,140 yards on 280 carries (4.1 avg.) with 7 TDs, adding 273 receiving yards on 37 catches (7.4 avg.) with 2 TDs ... Became the first Eagle since **LeSean McCoy** in 2013-14 to post back-to-back 1,000+ yard rushing seasons
- Rushed for 132 yards on 21 carries (6.3 avg.) with 1 TD in the 29-18 win at Washington (12/20/25), marking his fourth 100+ yard rushing game

MOST RUSHING YARDS (TOP TEN)		
Date	**Opponent**	**Yds**
11/24/24	at Los Angeles Rams (W, 37-20)	255
1/19/25	vs. Los Angeles Rams (W, 28-22) (Div.)	205
12/22/19	at Washington Commanders (W, 41-35)	189
10/20/24	at New York Giants (W, 28-3)	176
12/9/18	at Washington Commanders (W, 40-16)	170
12/29/24	vs. Dallas Cowboys (W, 41-7)	167
9/11/22	at Tennessee Titans (W, 21-20)	164
11/3/24	vs. Jacksonville Jaguars (W, 28-23)	159
11/13/22	vs. Houston Texans (W, 24-16)	152
10/26/25	vs. New York Giants (W, 38-20)	150

MOST SCRIMMAGE YARDS (TOP TEN)		
Date	**Opponent**	**Yds**
11/24/24	at Los Angeles Rams (W, 37-20)	302
12/22/19	at Washington Commanders (W, 41-35)	279
1/19/25	vs. Los Angeles Rams (W, 28-22) (Div.)	232
10/11/18	vs. Philadelphia Eagles (L, 13-34)	229
11/3/24	vs. Jacksonville Jaguars (W, 28-23)	199
11/14/24	vs. Washington Commanders (W, 26-18)	198
12/9/18	at Washington Commanders (W, 40-16)	197
9/11/22	at Tennessee Titans (W, 21-20)	194
10/20/24	at New York Giants (W, 28-3)	187
10/26/25	vs. New York Giants (W, 38-20)	174

versus the Commanders since joining the Eagles in 2024

- Totaled a season-high 150 yards on 14 carries (10.7 avg.) with 1 TD and added 24 yards and 1 receiving TD on 4 receptions in the 38-20 win vs. N.Y. Giants (10/26/25)

COLLEGE HIGHLIGHTS

- Played collegiately at Penn State (2015-17), finishing his career with 671 carries for 3,843 yards (5.7 avg.) and 43 TDs while catching 102 passes for 1,195 yards (11.7 avg.) with 8 TDs ... Amassed 5,538 total yards on 791 touches for averages of 7.0 yards per play and 145.7 yards per game ... Ended his career as the Nittany Lions' all-time leader in all-purpose yards (5,538), total TDs (53) and rushing TDs (43) ... Additionally, his 318 points were the most ever by a Penn State non-kicker
- A two-time Big Ten Most Valuable Player (2016-17), Big Ten Offensive Player of the Year (2016-17), Big Ten Running Back of the Year (2016-17) and first-team All-Big Ten selection (2016-17) ... Received the Paul Hornung Award (nation's most versatile player) and was a consensus All-America selection in 2017, when he rushed for 1,271 yards on 217 attempts (5.9 avg.) with 18 TDs, along with 2 kickoff return TDs

TRANSACTIONS

- **2018** - Drafted by NYG in 1st round (2nd overall) ... **9/22/20** - Placed on Reserve/Injured (knee) ... **4/28/21** - 5th-year option exercised by NYG ... **11/3/21** - Placed on Reserve/COVID-19 ... **11/5/21** - Activated from Reserve/COVID-19 ... **3/7/23** - Signed by NYG to franchise tag ... **3/13/24** - Agreed to terms with PHI on 3-year contract ... **3/4/25** - Agreed to terms with PHI on 2-year contract extension





ZACK BAUN (IR)

LINEBACKER | 53

Height: 6-3 **Weight:** 225 **DOB:** Dec. 30, 1996 (Age 29)
NFL Experience: 7th Year *(3rd with Eagles)* **Draft:** D3-20 (74th overall) by NO **Acquired:** FA-NO-24
College: Wisconsin **Hometown (HS):** West Bend, WI (Brown Deer)

SUPER BOWL CHAMPION: 2024 (LIX) ALL-PRO: 2024 PRO BOWL: 2024, 2025

CAREER STATISTICS

			TACKLES				PASS RUSH			INTERCEPTIONS					FUMBLES		DEF SNAPS	
Year	**Team**	**GP/S**	**Total**	**Solo**	**Asst**	**TFL**	**Sacks**	**QBH**	**QBP**	**Int**	**Yds**	**Lg**	**TD**	**PD**	**FF**	**FR**	**No**	**Pct**
2020	New Orleans	15/3	8	3	5	1	0.0	0	1	0	0	--	0	0	0	0	82	8%
2021	New Orleans	17/4	22	16	6	0	0.0	2	2	0	0	--	0	0	0	0	194	17%
2022	New Orleans	13/1	8	6	2	1	0.0	2	1	0	0	--	0	0	0	0	83	7%
2023	New Orleans	17/6	27	18	9	4	2.0	4	16	1	10	10	0	2	0	0	301	27%
2024	Philadelphia	16/16	150	92	58	11	3.5	5	14	1	0	0	0	4	5	1	939	90%
2025	Philadelphia	16/16	123	64	59	7	3.5	5	20	2	0	0	0	7	1	1	1,038	92%
2026	Philadelphia	8/8	65	34	31	8	2.0	5	9	0	0	--	0	5	0	1	500	72%
Totals		**102/54**	**403**	**233**	**170**	**32**	**11.0**	**21**	**63**	**4**	**10**	**10**	**0**	**18**	**6**	**3**	**---**	**---**
PLAYOFFS																		
2020	New Orleans	2/0	2	1	1	0	0.0	0	0	0	0	--	0	0	0	0	20	16%
2024	Philadelphia	4/4	32	19	13	2	0.0	1	2	2	16	16	0	3	1	2	266	98%
2025	Philadelphia	1/1	6	3	3	0	0.0	0	2	0	0	--	0	0	0	0	59	100%
Totals		**7/5**	**40**	**23**	**17**	**2**	**0.0**	**1**	**4**	**2**	**16**	**16**	**0**	**3**	**1**	**2**	**---**	**---**

ADDITIONAL STATISTICS

Special Teams Tackles: 18 - 2020 (4) 2021 (6), 2022 (5), 2023 (2), 2024 (1) **Postseason Special Teams Tackles:** 1 - 2024 (1)

CAREER HIGHS

Tackles	15	9/6/24 vs. GB
Sacks	2.0	2x, last: 11/8/26 vs. NYG
INTs	1	6x, last: 12/14/25 vs. LV
PDs	2	4x, last: 9/13/26 vs. Was.
FFs	2	11/10/24 at Dal.
FRs	1	5x, last: 11/1/26 at Was.



BIRDSEED

- Originally signed with the Eagles on a 1-year contract during the 2024 offseason after spending the previous four years as a situational pass rusher and special teams contributor with New Orleans (2020-23) … Moved to off-ball LB for the first time in his career upon joining the defense … Earned the starting job out of training camp and became a 2024 *Associated Press* NFL Defensive Player of the Year finalist
- Played QB and OLB at Brown Deer (WI) High School … Threw for 3,061 yards and ran for 3,923 yards while recording 94 total TDs (67 rushing, 27 passing) … Selected a first-team all-state QB … Also rated as the No. 2 OLB, No. 4 athlete and No. 23 QB in Wisconsin as a senior
- Has represented the Special Olympics through the NFL's *My Cause My Cleats* initiative … The Special Olympics offers sports and health programs to athletes with intellectual disabilities around the world

CAREER HIGHLIGHTS

- Earned his second consecutive **Pro Bowl** selection in 2025 after anchoring a defense that allowed the fewest passing TDs (14) and lowest completion percentage (56.8%) in the NFL
- Named an *AP* NFL Defensive Player of the Year finalist while earning first-team **All-Pro** and **Pro Bowl** recognition for the first time in his career during Philadelphia's **Super Bowl LIX**-winning campaign in 2024 … Recorded career highs with 150 tackles (2nd-most by an Eagle since 1994), 11 TFLs, 5 FFs (T-2nd in NFL), 4 PDs, 3.5 sacks, 1 INT and 1 FR during the regular season … According to *Pro Football Focus*, finished with the highest defensive grade (90.1) among NFL LBs

2026 GAME-BY-GAME STATISTICS (PHI)												
Date	**Opp**		**GP/S**	**Tot**	**Solo**	**Sk**	**Int**	**PD**	**FF**	**FR**	**Snaps**	**Pct**
Sep 13	Was	W	1/1	12	7	0.0	0	2	0	0	70	100%
Sep 20	at Ten	W	1/1	4	2	0.0	0	0	0	0	53	100%
Sep 28	at Chi	L	1/1	9	5	0.0	0	1	0	0	66	92%
Oct 4	LAR	L	0/0	INACTIVE								
Oct 11	at Jax	L	1/1	11	6	0.0	0	0	0	0	72	100%
Oct 18	Car	L	1/1	6	2	0.0	0	1	0	0	79	100%
Oct 26	Dal	L	1/1	9	2	0.0	0	1	0	0	68	100%
Nov 1	at Was	L	1/1	7	4	0.0	0	0	0	1	60	100%
Nov 8	NYG	L	1/1	7	6	2.0	0	0	0	0	32	48%
Nov 22	Pit	W	0/0	RESERVE/INJURED (BACK)								
Nov 26	at Dal											
Dec 6	at Ari											
Dec 13	Ind											
Dec 19	Sea											
Dec 24	Hou											
Jan 3	at SF											
TBD	at NYG											
Totals			**8/8**	**65**	**34**	**2.0**	**0**	**5**	**0**	**1**	**500**	**72%**



- Produced 32 tackles with 2 INTs, 2 FRs and 1 FF during the 2024 postseason ... Became just the second NFL LB since 1991 to register takeaways in each of their first four career playoffs starts, joining **Devin White** in 2020 ... Picked off Chiefs QB **Patrick Mahomes** at the KC 14 with 1:49 remaining in the second quarter to set up an Eagles TD that made it a 24-0 score before halftime during **Super Bowl LIX**

2026 SEASON - EAGLES

- Posted 7 tackles, 3 TFLs, 2 QB hits, and a career-high-tying 2.0 sacks in the contest vs. N.Y. Giants (11/8/26)

2025 SEASON - EAGLES

- Earned his second consecutive **Pro Bowl** selection after starting 16 games and recording 123 tackles (64 solo), 7 TFLs, 7 PDs, 3.5 sacks, 2 INTs, 1 FF and 1 FR
- Picked off Raiders QB **Kenny Pickett** on third down to set up a **Dallas Goedert** 4-yard TD, giving Philadelphia a 24-0 lead in the 31-0 win vs. Las Vegas (12/14/25)
- Recorded 8 tackles (5 solo), 5 QB pressures, 1.0 sack and 1 FF in the 31-25 win at Tampa Bay (9/28/25) ... Sacked Buccaneers QB **Baker Mayfield**, forcing a fumble on third-and-10 from the PHI 15, leading to a FG
- Intercepted Rams QB **Matthew Stafford** on the opening drive of Philadelphia's 33-26 win vs. Los Angeles (9/21/25) ... The INT set up a 1-yard **Jalen Hurts** TD run to give the Eagles a 7-0 early lead

COLLEGE HIGHLIGHTS

- Played collegiately at Wisconsin (2016-19) ... Totaled 154 tackles (99 solo), 30 TFLs, 15.0 sacks, 3 FFs and 2 INTs in 39 games (27 starts)
- As a junior in 2019, became the first consensus All-America LB in Badgers history ... Finished with 76 tackles (53 solo), 19.5 TFLs (2nd in Big Ten), 12.5 sacks (3rd in program history), 2 FFs and 1 INT-TD

TRANSACTIONS

- **2020** - Drafted by NO in 3rd round (74th overall) ... **12/17/22** - Placed on Reserve/Injured (ankle) ... **3/13/24** - Agreed to terms with PHI on 1-year contract ... **3/10/25** - Agreed to terms with PHI on 3-year contract ... **11/21/26** - Placed on Reserve/Injured (back)

Nicknames: ZB, Z-Beezy ... Hobbies: Spending time with family, traveling and recently began golfing ... Little known facts: Was in the orchestra for 8 years and can solve a Rubik's Cube in less than a minute ... If he could play another sport: Would play PF for the Bucks since he's from Wisconsin ... If he could have a career outside of sports: Would open a gym for underprivileged athletes ... Favorite TV show: *SpongeBob* ... Favorite music: Rap (J Cole)



EVAN BEERNTSEN (PS)

GUARD | 64

Height: 6-3 **Weight:** 302 **DOB:** Sept. 19, 2000 (Age 26)
NFL Experience: 1st Year *(1st with Eagles)* **Draft:** D7b-26 (253rd overall) by BAL **Acquired:** FA-26
College: Northwestern **Hometown (HS):** Green Bay, WI (Bay Port)

CAREER STATISTICS

			STARTS		OFF SNAPS	
Year	**Team**	**GP/S**	**LT**	**RT**	**No**	**Pct**
2026	Philadelphia	0/0	0	0	0	0%
Totals		**0/0**	**0**	**0**	**---**	**---**



BIRDSEED

- Redshirted his first year due to a shoulder injury ... Awarded an additional year of eligibility by the NCAA and transferred to Northwestern for his final collegiate season, earning All-Big Ten Honorable Mention
- Earned Missouri Valley Football Conference Honor Roll recognition in 2020, 2021, 2022 and 2023, as well as MVFC Commissioner's List of Academic Excellence honors in 2021 and 2022

2026 SEASON - EAGLES

-

COLLEGE HIGHLIGHTS

- Started on back-to-back FCS National Championship teams at South Dakota State in 2022 and 2023 ... In 2023, named Missouri Valley Football Conference Offensive Lineman of the Week after helping the Jackrabbits rush for 266 yards in a 37-3 road victory at South Dakota
- In 2022, earned a starting role at right guard for the FCS National Champion Jackrabbits ... Missed the first two games due to injury before appearing in each of the final 13 games with eight starts ... Shared the team's Offensive Player of the Week honors following a regular-season victory at North Dakota State ... Helped the team rush for 200-plus yards in all four FCS playoff victories

TRANSACTIONS

- **2025** - Drafted by BAL in 7th round (253rd overall) ... **8/30/25** - Waived by BAL ... **9/14/26** - Signed by SEA to practice squad ... **10/22/26** - Waived by SEA ... **10/28/26** - Signed by PHI to practice squad



MARKEL BELL

TACKLE | 72

Height: 6-9 **Weight:** 346 **DOB:** July 19, 2004 (Age 22)
NFL Experience: Rookie *(1st with Eagles)* **Draft:** D3-26 (68th overall) by PHI
College: Miami **Hometown (HS):** Cleveland, MS (Cleveland Central)

CAREER STATISTICS

			STARTS		OFF SNAPS	
Year	**Team**	**GP/S**	**LT**	**RT**	**No**	**Pct**
2026	Philadelphia	9/7	0	7	446	71%
Totals		**9/7**	**0**	**7**	**---**	**---**

ADDITIONAL STATISTICS

Fumble Recoveries: 1 - 2026 (1)

Nickname: Kel, Big Kel, "When I got drafted, they called me 'Liberty Bell'" ... **Hobbies:** Video games, movies, learning how to play the keyboard ... **Favorite video game:** *Rainbow Six Siege* ... **Bucket list item:** Visiting Thailand ... **If he could play another sport:** Would play forward for the L.A. Lakers ... **Career choice outside of sports:** Real estate ... **Karaoke song:** "Tennessee Whiskey" by Chris Stapleton ... **Favorite movie:** *John Wick* ... **Little-known fact:** "I'm a good problem-solver"



BIRDSEED

- Football journey began in seventh grade, when he was first exposed to organized sports because his friends were playing ... Began playing as a lineman and hit a major growth spurt the summer before his freshman year of high school, going from 5'9 to 6'4 ... Despite excelling in basketball and football at Cleveland (MS) Central High School, didn't earn any stars and wasn't heavily recruited ... Decided to go the junior college route and earned the No. 1 OT ranking by *247Sports* in the 2024 class before committing to Miami
- Earned second-team Academic All-American honors from *College Sports Communications* after earning a 3.78 GPA and graduating from Miami as an American studies major

2026 SEASON - EAGLES

-

COLLEGE HIGHLIGHTS

- Began his career at Holmes Community College (2022-23) before transferring to Miami (FL) (2024-25) to conclude his career ... Played 29 games (21 starts) with the Hurricanes, helping the team win 10+ games in consecutive seasons and make an appearance in the 2026 CFP National Championship game
- As a senior in 2025, started all 16 games, earning third-team All-ACC honors and anchoring an OL that helped the Hurricanes rank 1st in the ACC in passing efficiency (165.5) and 2nd in points per game (34.1), helping Miami win the Cotton and Fiesta Bowl playoff matchups
- In his first season with the Canes, appeared in 13 games (five starts), blocking for an offense that led the country in points per game (43.9) and yards per game (537.2) ... Aided **Cam Ward** in becoming the first Heisman Trophy finalist from Miami since 2002 and the program's third ever winner of the Davey O' Brien Award (nation's top QB)

TRANSACTIONS

- **2026** - Drafted by PHI in 3rd round (68th overall)



UAR BERNARD (PS-IR)

DEFENSIVE TACKLE | 93

(pronounced OO-ar)

Height: 6-4 **Weight:** 306 **DOB:** Oct. 10, 2004 (Age 22)
NFL Experience: Rookie *(1st with Eagles)* **Draft:** D7b-26 (251st overall) by PHI
Hometown (HS): Abuja, Nigeria

CAREER STATISTICS

			TACKLES				PASS RUSH			INTERCEPTIONS					FUMBLES		DEF SNAPS	
Year	Team	GP/S	Total	Solo	Asst	TFL	Sacks	QBH	QBP	Int	Yds	Lg	TD	PD	FF	FR	No	Pct
2026	Philadelphia	0/0	0	0	0	0	0.0	0	0	0	0	--	0	0	0	0	0	0%
Totals		**0/0**	**0**	**0**	**0**	**0**	**0.0**	**0**	**0**	**0**	**0**	**--**	**0**	**0**	**0**	**0**	**---**	**---**



BIRDSEED

- Originally played basketball growing up in northern Nigeria, where he was noticed by a coach who suggested that he should play football ... His gridiron journey began when he started attending NFL camps hosted by **Osi Umenyiora**, where his love for the game began to grow ... Was selected for the NFL's International Player Pathway program class of 2026, alongside teammate **Joshua Weru**
- Received a **Jason Kelce** jersey as a birthday gift when he was younger and used it as motivation to come over to the U.S. and play in the NFL ... Is the first from his area to make to the NFL, so he feels like he is an ambassador to the youth back home and hopes to inspire them to chase their dreams
- Faced challenges in his early life ... Father passed away when he was only 16 years old, leaving Uar with the responsibility of providing for his mother and family
- Posted impressive numbers at the HBCU and International Pathway Pro Day in March 2026 ... He ran a 4.6 40-yard dash, leapt a 39-foot vertical, recorded a 10-10 broad and did 31 bench reps

2026 SEASON - EAGLES

TRANSACTIONS

- **2026** - Drafted by PHI in 7th round (251st overall) ... **8/30/26** - Waived by PHI ... **8/31/26** - Signed by PHI to practice squad ... **10/9/26** - Placed on Reserve/Injured (undisclosed)

2026 GAME-BY-GAME STATISTICS (PHI)													
Date	**Opp**		**GP/S**	**Tot**	**Solo**	**Sk**	**Int**	**PD**	**FF**	**FR**	**Snaps**	**Pct**
Sep 13	Was	W	---	EAGLES PRACTICE SQUAD								
Sep 20	at Ten	W	---	EAGLES PRACTICE SQUAD								
Sep 28	at Chi	L	---	EAGLES PRACTICE SQUAD								
Oct 4	LAR	L	---	EAGLES PRACTICE SQUAD								
Oct 11	at Jax	L	---	PRACTICE SQUAD RESERVE/INJURED								
Oct 18	Car	L	---	PRACTICE SQUAD RESERVE/INJURED								
Oct 26	Dal	L	---	PRACTICE SQUAD RESERVE/INJURED								
Nov 1	at Was	L	---	PRACTICE SQUAD RESERVE/INJURED								
Nov 8	NYG	L	---	PRACTICE SQUAD RESERVE/INJURED								
Nov 22	Pit	W	---	PRACTICE SQUAD RESERVE/INJURED								
Nov 26	at Dal											
Dec 6	at Ari											
Dec 13	Ind											
Dec 19	Sea											
Dec 24	Hou											
Jan 3	at SF											
TBD	at NYG											
Totals			**0/0**	**0**	**0**	**0.0**	**0**	**0**	**0**	**0**	**0**	**0%**





TANK BIGSBY (IR)

RUNNING BACK | 8

Height: 5-11 **Weight:** 215 **DOB:** Aug. 30, 2002 (Age 24)
NFL Experience: 4th Year *(2nd with Eagles)* **Draft:** D3-23 (88th overall) by JAX **Acquired:** T-Jax-25
College: Auburn **Hometown (HS):** LaGrange, Ga. (Callaway)

CAREER STATISTICS

			RUSHING					RECEIVING						OFF SNAPS	
Year	Team	GP/S	Att	Yds	Avg	Lg	TD	Rec	Yds	Avg	Lg	TD	TYS	No	Pct
2023	Jacksonville	17/0	50	132	2.6	12	2	1	6	6.0	6	0	138	141	12%
2024	Jacksonville	16/1	168	766	4.6	65t	7	7	54	7.7	28	0	820	351	34%
2025	Jacksonville	1/0	5	12	2.4	4	0	0	0	---	--	0	12	14	21%
	Philadelphia	16/1	58	344	5.9	29	2	3	32	10.7	31	0	376	125	12%
	Totals	*17/1*	*63*	*356*	*5.7*	*29*	*2*	*3*	*32*	*10.7*	*31*	*0*	*388*	---	---
2026	Philadelphia	4/0	28	91	3.3	19	1	3	10	3.3	7	0	101	63	10%
Totals		**54/2**	**309**	**1,345**	**4.4**	**65t**	**12**	**14**	**102**	**7.3**	**31**	**0**	**1,447**	**---**	**---**
PLAYOFFS															
2025	Philadelphia	1/0	4	19	4.8	9	0	0	0	0.0	--	0	19	8	11%
Totals		**1/0**	**4**	**19**	**4.8**	**9**	**0**	**0**	**0**	**0.0**	**--**	**0**	**19**	**8**	**11%**

ADDITIONAL STATISTICS

Kickoff Returns: 22-551 - 2023 (4-99), 2024 (6-195), 2025 (10-207), 2026 (2-50) **Fumbles/Lost:** 7/4 - 2023 (2/2), 2024 (4/1), 2026 (1/1) **Special Teams Tackles:** 3 - 2025 (2), 2026 (1)

CAREER HIGHS

Rush Attempts	26	10/20/24 vs. NE
Rushing Yards	118	10/20/24 vs. NE
Rushing Long	65t	10/6/24 vs. Ind.
Rushing TDs	2	2x, last: 10/20/24 vs. NE
Receptions	2	10/27/24 vs. GB
Receiving Yards	28	10/6/24 vs. Ind.
Receiving Long	31	1/4/26 vs. Was.
Receiving TDs	--	---
Scrimmage Yards	129	10/6/24 vs. Ind.
Scrimmage TDs	2	2x, last: 10/20/24 vs. NE



BIRDSEED

- Given name is Cartavious ... Received the nickname, "Tank," from his mother when he was seven years old after running "like a tank" during a pee-wee football game
- Supported the Fellowship of Christian Athletes through the NFL's *My Cause My Cleats* campaign in 2024 ... The nonprofit sports ministry works to engage, equip and encourage coaches and athletes to become leaders within their teams and communities through strengthened relationships ... Has also represented Feeding America through *MCMC*

CAREER HIGHLIGHTS

- Originally selected by Jacksonville as a 3rd-round draft choice (88th overall) in 2023 ... Spent 2023-25 with the Jaguars, totaling 910 rushing yards on 223 carries (4.1 avg.) and 9 TDs

2026 SEASON - EAGLES

-

2025 SEASON - JAGUARS & EAGLES

- Spent time with Jacksonville, seeing action in one game before being traded to Philadelphia ... Participated in 16 contests (one start) with the Eagles, recording 356 rushing yards on 63 carries (5.7 avg.) and 2 TDs
- Ran for a season-high 104 yards on 9 carries (11.6 avg.) in the 38-20 win vs. N.Y. Giants (10/26/25) ... The 104 yards mark the second-highest rushing output of his career

COLLEGE HIGHLIGHTS

- Played collegiately at Auburn (2020-22), seeing action in 35 contests and producing 2,903 rushing yards, 25 TDs and 13 career 100-yard games ... His 2,903 yards on 540 carries (5.4 avg.) rank 8th all-time in school history ... Named SEC Freshman of the Year and First-Team

2026 GAME-BY-GAME STATISTICS (PHI)

				RUSHING					RECEIVING						OFF SNAPS	
Date	Opp		GP/S	Att	Yds	Avg	Lg	TD	Rec	Yds	Avg	Lg	TD	TYS	No	Pct
Sep 13	Was	W	1/0	1	3	3.0	3	0	0	0	---	--	0	3	6	11%
Sep 20	at Ten	W	1/0	13	33	2.5	9	1	2	5	2.5	7	0	38	26	34%
Sep 28	at Chi	L	1/0	0	0	---	--	0	1	5	5.0	5	0	5	2	4%
Oct 4	LAR	L	1/0	14	55	3.9	19	0	0	0	---	--	0	55	29	48%
Oct 11	at Jax	L	0/0	RESERVE/INJURED (ABDOMEN)												
Oct 18	Car	L	0/0	RESERVE/INJURED (ABDOMEN)												
Oct 26	Dal	L	0/0	RESERVE/INJURED (ABDOMEN)												
Nov 1	at Was	L	0/0	RESERVE/INJURED (ABDOMEN)												
Nov 8	NYG	L	0/0	RESERVE/INJURED (ABDOMEN)												
Nov 22	Pit	W	0/0	RESERVE/INJURED (ABDOMEN)												
Nov 26	at Dal															
Dec 6	at Ari															
Dec 13	Ind															
Dec 19	Sea															
Dec 24	Hou															
Jan 3	at SF															
TBD	at NYG															
Totals			**4/0**	**28**	**91**	**3.3**	**19**	**1**	**3**	**10**	**3.3**	**7**	**0**	**101**	**63**	**10%**



Freshman All-SEC at RB after registering 834 yards (6.0 avg.) and 5 TDs in 2020 ... Received SEC Freshman of the Week accolades after helping lead the Tigers to a 24-10 victory over Mississippi State (12/12/20), posting 192 rushing yards on 26 attempts (7.4 avg.)

TRANSACTIONS

- **2023** - Drafted by JAX in 3rd round (88th overall) ... **9/8/25** - Traded by JAX to PHI for a 2026 5th and 6th-round pick ... **10/6/26** - Placed on Reserve/Injured (core muscle surgery)

Nicknames: Tank, Bam ... Hobbies: Fishing, spending time with family, playing video games and is getting into golfing ... Surprisingly good at: Cutting hair and making music ... If he could play another sport: Would play PG for the L.A. Lakers ... Alternate career choice: Would provide support for kids who have ADHD via mentorship and instill confidence in them achieving their dreams ... Favorite TV show: *Martin* ... Favorite music genres: Gospel, Hip-Hop and R&B



JAYDON BLUE

RUNNING BACK | 30

Height: 5-9 **Weight:** 198 **DOB:** Jan. 8, 2004 (Age 22)
NFL Experience: 2nd Year *(1st with Eagles)* **Draft:** D5a-25 (149th overall) by DAL **Acquired:** FA-26
College: Texas **Hometown (HS):** Houston, TX (Klein Cain)

CAREER STATISTICS

			RUSHING					RECEIVING						OFF SNAPS	
Year	Team	GP/S	Att	Yds	Avg	Lg	TD	Rec	Yds	Avg	Lg	TD	TYS	No	Pct
2025	Dallas	5/0	38	129	3.4	27	1	1	5	5.0	5	0	134	78	7%
2026	Philadelphia	3/0	0	0	---	--	0	1	9	9.0	9	0	9	8	1%
Totals		**8/0**	**38**	**129**	**3.4**	**27**	**1**	**2**	**14**	**7.0**	**9**	**0**	**143**	**---**	**---**

ADDITIONAL STATISTICS

Kickoff Returns: 16-363 - 2025 (3-72), 2026 (13-291) **Fumbles/Lost:** 2/1 - 2025 (1/0), 2026 (1/1)

CAREER HIGHS

Rush Attempts	16	1/4/26 at NYG
Rushing Yards	64	1/4/26 at NYG
Rushing Long	27	1/4/26 at NYG
Rushing TDs	1	1/4/26 at NYG
Receptions	1	2x, last: 11/1/26 at Was.
Receiving Yards	9	11/1/26 at Was.
Receiving Long	9	11/1/26 at Was.
Receiving TDs	--	---
Scrimmage Yards	64	1/4/26 at NYG
Scrimmage TDs	1	1/4/26 at NYG



BIRDSEED

- Prepped at Klein Cain (TX) High School, where he was ranked as the No. 6 running back in the nation by *247Sports* ... Also competed in track and field in the 100m and 200m
- Studied physical culture and sports at Texas

CAREER HIGHLIGHTS

- Originally selected by Dallas in the 5th round (149th overall) of the 2025 NFL Draft, appearing in five games during his rookie season on offense and special teams

2026 SEASON - EAGLES

-

2025 SEASON - COWBOYS

- Saw action in five contests, recording 38 rushes for 129 yards (3.4 avg.) and 1 TD across 78 offensive snaps

COLLEGE HIGHLIGHTS

- Played collegiately at Texas (2022-24), seeing action in 38 games (five starts) and posting 214 rushes for 1,161 yards (5.4 avg.) and 11 TDs ... Also notched 56 catches for 503 yards (9.0 avg.) and 7 TDs
- Registered 134 rushes for 730 yards (5.4 avg.) and 8 TDs as a junior in 2022 ... Notched a career-high 146 rushing yards and 2 TDs, including a career-long 77-yard rushing TD, in the CFP first-round game against Clemson (12/21/25)

TRANSACTIONS

- **2025** - Drafted by DAL in 5th round (149th overall) ... **8/30/26** - Waived by DAL ... **9/1/26** - Signed by PHI to practice squad ... **10/17/26** - Signed by PHI to active roster from practice squad ... **10/20/26** - Waived by PHI ... **10/22/26** - Signed by PHI to practice squad ... **10/28/26** - Signed by PHI to active roster from practice squad ... **11/10/26** - Waived by PHI ... **11/16/26** - Signed by PHI to practice squad ... **11/17/26** - Signed by PHI to active roster from practice squad

2026 GAME-BY-GAME STATISTICS (PHI)

				RUSHING					RECEIVING						OFF SNAPS	
Date	**Opp**		**GP/S**	**Att**	**Yds**	**Avg**	**Lg**	**TD**	**Rec**	**Yds**	**Avg**	**Lg**	**TD**	**TYS**	**No**	**Pct**
Sep 13	Was	W	---	EAGLES PRACTICE SQUAD												
Sep 20	at Ten	W	---	EAGLES PRACTICE SQUAD												
Sep 28	at Chi	L	---	EAGLES PRACTICE SQUAD												
Oct 4	LAR	L	---	EAGLES PRACTICE SQUAD												
Oct 11	at Jax	L	---	EAGLES PRACTICE SQUAD												
Oct 18	Car	L	0/0	DID NOT PLAY												
Oct 26	Dal	L	---	EAGLES PRACTICE SQUAD												
Nov 1	at Was	L	1/0	0	0	---	--	0	1	9	9.0	9	0	9	8	12%
Nov 8	NYG	L	1/0	0	0	---	--	0	0	0	---	--	0	0	0	0%
Nov 22	Pit	W	1/0	0	0	---	--	0	0	0	---	--	0	0	0	0%
Nov 26	at Dal															
Dec 6	at Ari															
Dec 13	Ind															
Dec 19	Sea															
Dec 24	Hou															
Jan 3	at SF															
TBD	at NYG															
Totals			**3/0**	**0**	**0**	**---**	**--**	**0**	**1**	**9**	**9.0**	**9**	**0**	**9**	**8**	**1%**



CHRISTIAN BRASWELL (PS)

CORNERBACK | 21

Height: 5-11 **Weight:** 185 **DOB:** Sept. 27, 1999 (Age 27)
NFL Experience: 4th Year *(1st with Eagles)* **Draft:** D6b-23 (202nd overall) by JAX **Acquired:** FA-26
College: Rutgers **Hometown (HS):** Washington, DC (Friendship Collegiate)

CAREER STATISTICS

			TACKLES				PASS RUSH			INTERCEPTIONS					FUMBLES		DEF SNAPS	
Year	Team	GP/S	Total	Solo	Asst	TFL	Sacks	QBH	QBP	Int	Yds	Lg	TD	PD	FF	FR	No	Pct
2023	Jacksonville	3/0	0	0	0	0	0.0	0	0	0	0	--	0	0	0	0	0	0%
2024	Jacksonville	3/0	5	1	4	0	0.0	0	0	0	0	--	0	0	0	0	0	0%
2025	Jacksonville	17/0	14	11	3	2	0.0	0	0	0	0	--	0	3	0	0	0	0%
2026	Jacksonville	3/0	0	0	0	0	0.0	0	0	0	0	--	0	0	0	0	0	0%
	Philadelphia	0/0	0	0	0	0	0.0	0	0	0	0	--	0	0	0	0	0	0%
	Totals	*3/0*	*0*	*0*	*0*	*0*	*0.0*	*0*	*0*	*0*	*0*	--	*0*	*0*	*0*	*0*	*0*	*0%*
Totals		**26/0**	**19**	**12**	**7**	**2**	**0.0**	**0**	**0**	**0**	**0**	**--**	**0**	**3**	**0**	**0**	**---**	**---**
PLAYOFFS																		
2025	Jacksonville	1/0	0	0	0	0	0.0	0	0	0	0	--	0	0	0	0	---	---
Totals		**1/0**	**0**	**0**	**0**	**0**	**0.0**	**0**	**0**	**0**	**0**	**--**	**0**	**0**	**0**	**0**	**---**	**---**

CAREER HIGHS		
Tackles	5	11/23/25 at Ari.
Sacks	--	--
INTs	--	--
PDs	1	3x last: 12/7/25 vs. Ind.
FFs	--	--
FRs	--	--



BIRDSEED

- Selected by the Jacksonville Jaguars in the sixth round of the 2023 NFL Draft after completing his collegiate career at Rutgers ... Earned Second Team All-Big Ten honors from Pro Football Focus and Honorable Mention All-Big Ten recognition from the media in 2022
- Named to the 2023 National Football Foundation Hampshire Honor Society and the 2022 Academic All-Big Ten team ... Also earned American Athletic Conference All-Academic Team honors in 2019

CAREER HIGHLIGHTS

- In 2025, played in all 17 games for Jacksonville ... Recorded 14 total tackles (11 solo), three pass breakups and two tackles for loss ... Posted a season-high five tackles against Arizona (11/23) and four tackles against the Los Angeles Chargers (11/16)

2026 SEASON - JAGUARS & EAGLES

- Appeared in three games for Jacksonville, contributing to victories over Cleveland (9/13) and New England (9/27) as part of the Jaguars' defense

2025 SEASON - JAGUARS

- Played in all 17 games for Jacksonville ... Recorded 14 total tackles (11 solo), three pass breakups and two tackles for loss

COLLEGE HIGHLIGHTS

- Concluded his collegiate career at Rutgers (2022) after beginning his career at Temple (2017-20) ... Appeared in 42 games across the two programs, totaling 58 tackles, three interceptions, 11 pass breakups, two forced fumbles, one fumble recovery and one blocked punt
- In his final season at Rutgers, appeared in all 12 games with five starts at cornerback ... Led the Scarlet Knights with 37 tackles, three interceptions and 11 pass breakups while ranking third in the Big Ten with 1.17 passes defended per game ... At Temple, appeared in 30 games, totaling 21 tackles in 2020

2026 GAME-BY-GAME STATISTICS (JAX & PHI)												
Date	**Opp**		**GP/S**	**Tot**	**Solo**	**Sk**	**Int**	**PD**	**FF**	**FR**	**Snaps**	**Pct**
Sep 13	Cle.	W	1/0	0	0	0.0	0	0	0	0	0	0%
Sep 20	at Den	L	1/0	0	0	0.0	0	0	0	0	0	0%
Sep 27	NE	W	1/0	0	0	0.0	0	0	0	0	0	0%
Oct 4	at Cin.	W	---	JAGUARS PRACTICE SQUAD								
Oct 11	vs. Phi.	W	---	JAGUARS PRACTICE SQUAD								
Oct 18	Hou.	L	---	JAGUARS PRACTICE SQUAD								
Nov 1	Ind.	W	---	JAGUARS PRACTICE SQUAD								
SIGNED BY PHI TO PRACTICE SQUAD (11/4/26)												
Nov 8	NYG	L	---	EAGLES PRACTICE SQUAD								
Nov 22	Pit	W	---	EAGLES PRACTICE SQUAD								
Nov 26	at Dal											
Dec 6	at Ari											
Dec 13	Ind											
Dec 19	Sea											
Dec 24	Hou											
Jan 3	at SF											
TBD	at NYG											
Totals			**3/0**	**0**	**0**	**0.0**	**0**	**0**	**0**	**0**	**0**	**0%**

TRANSACTIONS

- **2023** - Drafted by JAX in the 6th round (202nd overall)... **10/14/23** - Placed on Reserve/Injured (hamstring) ... **8/27/24** - Waived by JAX ... **8/28/24** - Signed by JAX to practice squad ... **9/14/24** - Elevated by JAX from practice squad for Week 2 vs. Cleveland .. **9/23/24** - Elevated by JAX from practice squad for Week 3 at Buffalo ... **9/28/24** - Elevated by JAX from practice squad for Week 4 at Houston ... **1/6/25** - Signed by Jacksonville ... **10/7/26** - Placed on Reserve/Injured (knee) ... **10/10/26** - Waived by Jacksonville ... **11/4/26** - Signed by PHI to practice squad





GRANT CALCATERRA

TIGHT END | 81

Height: 6-4 **Weight:** 240 **DOB:** Dec. 4, 1998 (Age 27)
NFL Experience: 5th Year *(5th with Eagles)* **Draft:** D6b-22 (198th overall) by PHI
College: Southern Methodist **Hometown (HS):** Rancho Santa Margarita, CA (Santa Margarita Catholic)

SUPER BOWL CHAMPION: 2024 (LIX)

CAREER STATISTICS

			RECEIVING					OFF SNAPS	
Year	**Team**	**GP/S**	**Rec**	**Yds**	**Avg**	**Lg**	**TD**	**No**	**Pct**
2022	Philadelphia	15/2	5	81	16.2	40	0	227	19%
2023	Philadelphia	15/1	4	39	9.8	12	0	118	10%
2024	Philadelphia	17/13	24	298	12.4	34	1	766	66%
2025	Philadelphia	15/6	9	76	8.4	16	1	380	36%
2026	Philadelphia	4/2	0	0	---	--	0	27	5%
Totals		**66/24**	**42**	**494**	**11.8**	**40**	**2**	**---**	**---**
PLAYOFFS									
2022	Philadelphia	3/0	0	0	---	--	0	23	11%
2023	Philadelphia	1/0	0	0	---	--	0	1	2%
2024	Philadelphia	4/1	1	4	4.0	4	0	117	44%
2025	Philadelphia	1/1	0	0	---	--	0	20	27%
Totals		**9/2**	**1**	**4**	**4.0**	**4**	**0**	**---**	**---**

ADDITIONAL STATISTICS

Special Teams Tackles: 5 - 2023 (2), 2024 (2), 2025 (1) **Fumble Recoveries:** 1 - 2025 (1)

CAREER HIGHS

Receptions	5	11/3/24 vs. Jax.
Receiving Yards	67	10/13/24 vs. Cle.
Receiving Long	40	9/25/22 at Was.
Receiving TDs	1	2x, last: 1/4/26 vs. Was.



BIRDSEED

- Briefly retired from football following the 2019 season after sustaining multiple concussions ... During his time away from the game, pursued a career as a firefighter while also working in construction ... Attended EMT classes as well as fire technology school and was then hired as an EMT ... However, one day before he was set to begin, he decided to return to football after receiving favorable feedback from doctors
- Has supported the National Fallen Firefighters Foundation through the NFL's *My Cause My Cleats* initiative ... The National Fallen Firefighters Foundation honors fallen fire heroes by providing support for families and friends while working to reduce firefighter death and injury
- Is a triplet ... Has a twin brother, Andrew, and sister, Claire, who played soccer at Kansas State ... Also has an older brother, Nick
- Participated in football, basketball, volleyball and lacrosse during his time at Santa Margarita Catholic (CA) High School

CAREER HIGHLIGHTS

- A member of Philadelphia's **Super Bowl LIX**-winning roster in 2024 ... Also contributed to the Eagles' Super Bowl LVII berth in 2022

2026 SEASON - EAGLES

-

2025 SEASON - EAGLES

- Saw action in 15 games (six starts), producing 76 yards and 1 receiving TD on 9 receptions (8.4 avg.) across 380 offensive snaps
- Registered 21 yards on 2 receptions (10.5 avg.) including his second career receiving TD on a 15-yard catch vs. Washington (1/4/26)

COLLEGE HIGHLIGHTS

- Played collegiately at Southern Methodist (2021) and Oklahoma (2017-19) ... Totaled 1,102 yards and 13 TDs on 79 catches (13.9 avg.)
- Earned second-team All-AAC honors after posting career highs in receiving yards (465) and receptions (38) at SMU in 2021
- Received first-team All-Big 12 accolades as a sophomore at Oklahoma after registering 26 catches for 396 yards and a career-high 6 TDs ... Produced 162 yards and 3 TDs on 10 receptions during his freshman campaign, collecting All-Big 12 honorable mention

TRANSACTIONS

- **2022** - Drafted by PHI in 6th round (198th overall) ... **3/11/26** - Signed by PHI to 1-year contract ... **8/30/26** - Placed on Reserve/Injured (back) ... **10/26/26** - Activated from Reserve/Injured (back)

2026 GAME-BY-GAME STATISTICS (PHI)										
Date	**Opp**		**GP/S**	**Rec**	**Yds**	**Avg**	**Lg**	**TD**	**Snaps**	**Pct**
Sep 13	Was	W	0/0	RESERVE/INJURED (BACK)						
Sep 20	at Ten	W	0/0	RESERVE/INJURED (BACK)						
Sep 28	at Chi	L	0/0	RESERVE/INJURED (BACK)						
Oct 4	LAR	L	0/0	RESERVE/INJURED (BACK)						
Oct 11	at Jax	L	0/0	RESERVE/INJURED (BACK)						
Oct 18	Car	L	0/0	RESERVE/INJURED (BACK)						
Oct 26	Dal	L	1/1	0	0	---	--	0	8	12%
Nov 1	at Was	L	1/1	0	0	---	--	0	12	17%
Nov 8	NYG	L	1/0	0	0	---	--	0	7	10%
Nov 22	Pit	W	1/0	0	0	---	--	0	0	0%
Nov 26	at Dal									
Dec 6	at Ari									
Dec 13	Ind									
Dec 19	Sea									
Dec 24	Hou									
Jan 3	at SF									
TBD	at NYG									
Totals			**4/2**	**0**	**0**	**---**	**--**	**0**	**27**	**5%**



Nicknames: "My dad called me 'Boomer' when I was a kid and then in college it was 'Scrappy.'" ... **Desired talent:** "I wish I could play an instrument, something basic like piano. I mess around with the ukulele sometimes." ... **Somewhere he would like to visit:** "Alaska. I feel like it's untouched and I love the outdoors." ... **Favorite movie:** *Forrest Gump* ... **Favorite TV show:** *The Office* ... **Favorite music band:** "The Growlers. They're really unheard of, but they're from back in my hometown." ... **Favorite food:** Italian food



CHANCE CAMPBELL (PS)

LINEBACKER | 59

Height: 6-2 **Weight:** 232 **DOB:** Oct. 8, 1999 (Age 27)
NFL Experience: 4th Year *(1st with Eagles)* **Draft:** D6b-22 (219th overall) by TEN **Acquired:** FA-Ten-25
College: Mississippi **Hometown (HS):** Ellicott City, MD (Calvert Hall)

CAREER STATISTICS

			TACKLES				PASS RUSH			INTERCEPTIONS					FUMBLES		DEF SNAPS	
Year	Team	GP/S	Total	Solo	Asst	TFL	Sacks	QBH	QBP	Int	Yds	Lg	TD	PD	FF	FR	No	Pct
2023	Tennessee	4/0	2	1	1	0	0.0	0	0	0	0	--	0	0	0	0	5	1%
2026	Philadelphia	1/0	1	0	1	0	0.0	0	0	0	0	--	0	0	0	0	0	0%
Totals		**5/0**	**3**	**1**	**3**	**0**	**0.0**	**0**	**0**	**0**	**0**	**--**	**0**	**0**	**0**	**0**	**---**	**---**

ADDITIONAL STATISTICS

Special Teams Tackles: 1 - 2023 (1)

CAREER HIGHS

Tackles	2	9/24/23 at Cle.
Sacks	--	---
INTs	--	---
PDs	--	---
FFs	--	---
FRs	--	---



BIRDSEED

- Was a two-sport athlete at Calvert Hall (MD) High School, playing football and lacrosse ... Helped Calvert Hall win a MIAA Conference Title during his junior season

CAREER HIGHLIGHTS

- Originally selected by Tennessee in the 6th round (219th overall) of the 2022 NFL Draft ... Played in four contests with the Titans during the 2023 season and recorded 2 tackles

2026 SEASON - EAGLES

-

2025 SEASON - EAGLES

- Was a member of the Eagles practice squad for the entire season

COLLEGE HIGHLIGHTS

- Played collegiately at Maryland (2018-20) and Mississippi (2021), appearing in 38 contests ... Registered 216 tackles (112 solo), 22.5 TFLs, 4 FRs, 4 FFs and 1 INT ... As a senior with Ole Miss in 2021, totaled 109 tackles (led team) and finished second on the Rebels with 12.5 TFLs while adding 6.0 sacks, 3 FFs and 3 FRs (3rd in SEC) ... Helped the team make an appearance in the Sugar Bowl

TRANSACTIONS

- **2022** - Drafted by TEN in 6th round (219th overall) ... **9/9/22** - Placed on Reserve/Injured (knee) ... **8/29/23** - Waived by TEN ... **8/30/23** - Signed by TEN to practice squad ... **9/22/23** - Signed by TEN to active roster from practice squad ... **10/28/23** - Waived by TEN ... **10/31/23** - Signed by TEN to practice squad ... **11/11/23** - Elevated from practice squad for Week 10 at Tampa Bay ... **11/15/23** - Placed on Reserve/Injured (undisclosed) ... **8/27/24** - Placed on Reserve/Injured (torn ACL) ... **8/20/25** - Signed by PHI ... **8/26/25** - Waived by PHI ... **8/27/25** - Signed by PHI to practice squad ... **1/12/25** - Signed by PHI to future/reserve contract ... **8/30/26** - Released by PHI ... **8/31/26** - Signed by PHI to practice squad ... **9/28/26** - Elevated by PHI from practice squad for Week 3 vs. Chicago ... **10/1/26** - Waived by PHI ... **11/16/26** - Signed by PHI to practice squad

2026 GAME-BY-GAME STATISTICS (PHI)												
Date	**Opp**		**GP/S**	**Tot**	**Solo**	**Sk**	**Int**	**PD**	**FF**	**FR**	**Snaps**	**Pct**
Sep 13	Was	W	---	EAGLES PRACTICE SQUAD								
Sep 20	at Ten	W	---	EAGLES PRACTICE SQUAD								
Sep 28	at Chi	L	1/0	1	0	0.0	0	0	0	0	0	0
NOT ON NFL ROSTER												
NOT ON NFL ROSTER												
NOT ON NFL ROSTER												
NOT ON NFL ROSTER												
NOT ON NFL ROSTER												
NOT ON NFL ROSTER												
SIGNED BY PHI TO PRACTICE SQUAD (11/16/16)												
Nov 22	Pit	W	---	EAGLES PRACTICE SQUAD								
Nov 26	at Dal											
Dec 6	at Ari											
Dec 13	Ind											
Dec 19	Sea											
Dec 24	Hou											
Jan 3	at SF											
TBD	at NYG											
Totals			**1/0**	**1**	**0**	**0.0**	**0**	**0**	**0**	**0**	**0**	**0%**





JIHAAD CAMPBELL

LINEBACKER | 11

(pronounced JUH-haad)

Height: 6-3 **Weight:** 235 **DOB:** Feb. 24, 2004 (Age 22)
NFL Experience: 2nd Year *(2nd with Eagles)* **Draft:** D1-25 (31st overall) by PHI
College: Alabama **Hometown (HS):** Erial, NJ (IMG Academy - Bradenton, FL)

ALL-ROOKIE: 2025

CAREER STATISTICS

			TACKLES				PASS RUSH			INTERCEPTIONS					FUMBLES		DEF SNAPS	
Year	Team	GP/S	Total	Solo	Asst	TFL	Sacks	QBH	QBP	Int	Yds	Lg	TD	PD	FF	FR	No	Pct
2025	Philadelphia	17/10	76	44	32	2	0.0	1	11	1	0	0	0	3	1	1	710	63%
2026	Philadelphia	8/8	56	33	23	2	1.0	1	6	0	0	--	0	0	1	0	468	67%
Totals		**25/18**	**133**	**77**	**55**	**4**	**1.0**	**2**	**17**	**1**	**0**	**0**	**0**	**3**	**2**	**1**	**---**	**---**
PLAYOFFS																		
2025	Philadelphia	1/0	0	0	0	0	0.0	0	0	0	0	--	0	0	0	0	1	2%
Totals		**1/0**	**0**	**0**	**0**	**0**	**0.0**	**0**	**0**	**0**	**0**	**--**	**0**	**0**	**0**	**0**	**1**	**2%**

ADDITIONAL STATISTICS

Special Teams Tackles: 4 - 2025 (4)

CAREER HIGHS		
Tackles	11	10/5/25 vs. Den.
Sacks	1.0	9/13/26 vs. Was.
INTs	1	9/28/25 at TB
PDs	1	3x, last: 1/4/26 vs. Was.
FFs	1	2x, last: 9/21/26 at Ten.
FRs	1	12/28/25 at Buf.

Nicknames: Haad, Megatron ... **Hobbies:** Hanging with family and playing basketball ... **If he could play another sport:** Would play basketball for OKC Thunder or soccer for Barcelona ... **Career choice outside of sports:** Entrepreneurship, owning businesses and networking ... **If he could witness any sports moment:** Watching a Muhammad Ali fight ... **Favorite TV show:** *Night Agent* ... **Favorite movie:** *Without Remorse*



BIRDSEED

- Has championed Big Brothers Big Sisters of Cumberland & Salem Counties through the NFL's *My Cause My Cleats* initiative ... Big Brothers Big Sisters works to enrich, encourage and empower youth to reach their highest potential through one-to-one mentoring relationships ... Also named the 2025 Eagles Community Defensive Player of the Year for his commitment to supporting the Philadelphia community
- Grew up a lifelong Eagles fan and gained his fandom from his grandfather, Mark, who used to collect Eagles trading cards ... Jihaad said that his grandfather was so excited when he was drafted by the Eagles that he thought he was going to faint
- Was raised in Erial, NJ, about 20 minutes from Lincoln Financial Field ... Attended Timber Creek (NJ) High School where he played WR and DE ... Transferred to IMG Academy for his senior year, where he concluded his career as one of the top EDGE/OLBs in the 2021 class

CAREER HIGHLIGHTS

- Was selected to the *PFWA* **All-Rookie** Team in 2025 after earning *PFF*'s 4th-highest coverage grade (78.6) among NFL LBs (min. 600 snaps)

2026 SEASON - EAGLES

2025 SEASON - EAGLES

- Played in 17 regular-season contests (10 starts) during his rookie season, finishing with 76 tackles (44 solo), 2 TFLs, 3 PDs, 1 INT, 1 FF and 1 FR in 710 defensive snaps
- Recovered a **Jaelan Phillips** Strip Sack of Bills QB **Josh Allen** with 4:03 remaining in the first quarter to help the Eagles jump out to a 7-0 lead in the 13-12 win at Buffalo (12/28/25)
- Picked off Buccaneers QB **Baker Mayfield** in the endzone for his first career INT with 7:57 remaining in the fourth quarter of the 31-25 win at Tampa Bay (9/28/25)

2026 GAME-BY-GAME STATISTICS (PHI)												
Date	**Opp**		**GP/S**	**Tot**	**Solo**	**Sk**	**Int**	**PD**	**FF**	**FR**	**Snaps**	**Pct**
Sep 13	Was	W	1/1	9	5	1.0	0	0	0	0	67	96%
Sep 20	at Ten	W	1/1	10	6	0.0	0	0	1	0	47	89%
Sep 28	at Chi	L	1/1	9	4	0.0	0	0	0	0	70	97%
Oct 4	LAR	L	1/1	9	9	0.0	0	0	0	0	79	94%
Oct 11	at Jax	L	1/1	5	3	0.0	0	0	0	0	62	86%
Oct 18	Car	L	1/1	5	1	0.0	0	0	0	0	48	61%
Oct 26	Dal	L	1/1	2	0	0.0	0	0	0	0	37	54%
Nov 1	at Was	L	0/0	INACTIVE								
Nov 8	NYG	L	0/0	INACTIVE								
Nov 22	Pit	W	1/1	7	5	0.0	0	0	0	0	59	83%
Nov 26	at Dal											
Dec 6	at Ari											
Dec 13	Ind											
Dec 19	Sea											
Dec 24	Hou											
Jan 3	at SF											
TBD	at NYG											
Totals			**8/8**	**56**	**33**	**1.0**	**0**	**0**	**1**	**0**	**468**	**67%**



- Recorded his first career FF when he punched the ball out of Cowboys RB **Miles Sanders** hands in the 3rd quarter of the 24-20 win vs. Dallas (9/4/25) ... The fumble was recovered by **Quinyon Mitchell** and set the Eagles up on the PHL 17 yard line

COLLEGE HIGHLIGHTS

- Played collegiately at Alabama (2022-24), seeing action in 35 games (21 starts), registering 184 tackles (88 solo), 15.5 TFLs, 5.0 sacks, 3 FRs, 2 INTs and 2 FRs
- As a junior in 2024, earned second-team All-American honors by the FWAA and first-team All-SEC honors after posting 117 tackles (54 solo), 11.5 TFLs (led team), 5.0 sacks, 2 FRs and 1 FR ... His 117 tackles were the 8th-most in program single-season history ... In his sophomore campaign in 2023, finished 3rd on the Tide with 66 tackles (34 solo)

TRANSACTIONS

- **2025** - Drafted by PHI in 1st round (31st overall)



JALEN CARTER

DEFENSIVE TACKLE | 98

Height: 6-3 **Weight:** 314 **DOB:** April 4, 2001 (Age 25)
NFL Experience: 4th Year *(4th with Eagles)* **Draft:** D1a-23 (9th overall) by PHI
College: Georgia **Hometown (HS):** Apopka, FL (Apopka)

SUPER BOWL CHAMPION: 2024 (LIX) ALL-PRO: 2024 PRO BOWL: 2024, 2025 ALL-ROOKIE: 2023

CAREER STATISTICS

			TACKLES				PASS RUSH			INTERCEPTIONS					FUMBLES		DEF SNAPS	
Year	Team	GP/S	Total	Solo	Asst	TFL	Sacks	QBH	QBP	Int	Yds	Lg	TD	PD	FF	FR	No	Pct
2023	Philadelphia	16/1	33	20	13	8	6.0	9	47	0	0	--	0	0	2	1	563	48%
2024	Philadelphia	16/15	42	25	17	12	4.5	16	45	0	0	--	0	5	2	0	831	80%
2025	Philadelphia	11/11	33	21	12	5	3.0	12	29	0	0	--	0	7	0	0	639	57%
2026	Philadelphia	10/10	27	12	15	7	5.0	3	24	0	0	--	0	3	4	0	587	84%
Totals		**53/37**	**135**	**78**	**57**	**32**	**18.5**	**40**	**145**	**0**	**0**	**--**	**0**	**15**	**8**	**1**	**---**	**---**
PLAYOFFS																		
2023	Philadelphia	1/0	2	1	1	0	0.0	0	1	0	0	--	0	0	0	0	37	53%
2024	Philadelphia	4/4	9	3	6	2	2.0	6	14	0	0	--	0	3	1	0	234	86%
2025	Philadelphia	1/1	3	1	2	1	1.0	1	2	0	0	--	0	0	0	0	58	98%
Totals		**6/5**	**14**	**5**	**9**	**3**	**3.0**	**7**	**17**	**0**	**0**	**--**	**0**	**3**	**1**	**0**	**---**	**---**

ADDITIONAL STATISTICS

Fumble Recovery TDs: 1 - 2023 (1) **Blocked FGs:** 2 - 2023 (1), 2025 (1) **Blocked PATs:** 2 - 2025 (1), 2026 (1)

CAREER HIGHS

Tackles	7	11/14/24 vs. Was.
Sacks	2.0	4x, last: 10/11/26 at Jax.
INTs	--	---
PDs	2	5x, last: 11/28/25 vs. Chi.
FFs	2	2x, last: 10/11/26 at Jax.
FRs	1	12/10/23 at Dal.

Nicknames: J.C., Breadman ... Hobbies: Loves fishing and wants to do more deep sea fishing ... Has a goal of catching a Goliath Grouper ... If he could play another sport, what team: Basketball, Miami Heat ... Favorite TV show: *Spongebob* ... Favorite music genre: Hip-hop



BIRDSEED

- An outstanding athlete at Apopka (FL) High School, which is also the alma mater of Pro Football Hall of Fame DT **Warren Sapp** ... Played at multiple positions throughout his high school career, including DT, TE, FB and punter ... Booted a 60+ yard punt in the state championship game ... In addition to football, lettered in basketball and competed in heavyweight lifting competitions ... In middle school, saw action at RB, CB, WR and QB, throwing a 70+ yard TD pass in an AAU game
- During his pre-draft visit with the Eagles, served **Nick Sirianni** a quick 'H' competing in a game of 'HORSE' by delivering a flat-footed windmill dunk on his first try, leaving the head coach in disbelief ... Rumored to have been able to dunk as early as 5th grade, Carter previously went viral in high school after throwing down a windmill dunk in a game
- Inspired to give back to his community in Apopka, organized his first youth football camp with the help of his mother in 2022 ... Grew up going to camps, which helped him become the player he is today

CAREER HIGHLIGHTS

- Was selected to his second straight **Pro Bowl** in 2025 after supporting a defense that allowed the fewest passing TDs (14) in the NFL and the lowest completion percentage (56.8%) in the league
- Earned second-team **All-Pro** and **Pro Bowl** honors during the Eagles' **Super Bowl LIX**-winning campaign in 2024 ... Led the defense in pressures (45), QB hits (16) and TFLs (12) ... Became the youngest DT (23 years old) in franchise history to garner Pro Bowl accolades
- Voted to the *PFWA* **All-Rookie** Team in 2023 ... Logged the most sacks (6.0) by an Eagles rookie since **Derrick Burgess** in 2001 (6.0)

2026 SEASON - EAGLES

- Recorded 5 tackles, 3 pressures, 3 TFLs, 2.0 sacks (both strip-sacks) and 1 PD in the game at Jacksonville (10/11/26) ... Became the first NFL DT

2026 GAME-BY-GAME STATISTICS (PHI)												
Date	Opp		GP/S	Tot	Solo	Sk	Int	PD	FF	FR	Snaps	Pct
Sep 13	Was	W	1/1	3	1	0.0	0	0	1	0	66	94%
Sep 20	at Ten	W	1/1	1	1	1.0	0	0	0	0	41	77%
Sep 28	at Chi	L	1/1	3	2	0.0	0	0	0	0	51	71%
Oct 4	LAR	L	1/1	1	0	0.0	0	0	0	0	70	83%
Oct 11	at Jax	L	1/1	5	3	2.0	0	1	2	0	58	81%
Oct 18	Car	L	1/1	3	1	0.0	0	1	0	0	74	94%
Oct 26	Dal	L	1/1	2	0	0.0	0	0	0	0	59	87%
Nov 1	at Was	L	1/1	5	2	1.0	0	1	0	0	49	82%
Nov 8	NYG	L	1/1	2	1	1.0	0	0	1	0	58	87%
Nov 22	Pit	W	1/1	2	1	0.0	0	0	0	0	61	86%
Nov 26	at Dal											
Dec 6	at Ari											
Dec 13	Ind											
Dec 19	Sea											
Dec 24	Hou											
Jan 3	at SF											
TBD	at NYG											
Totals			**10/10**	**27**	**12**	**5.0**	**0**	**3**	**4**	**0**	**587**	**84%**

2.0+ SACK GAMES		
Date	Opponent	Sacks
10/11/26	at Jacksonville Jaguars (L, 17-19)	2.0
1/19/25	vs. Los Angeles Rams (W, 28-22) (Div.)	2.0
10/20/24	at New York Giants (W, 28-3)	2.0
10/8/23	at Los Angeles Rams (W, 23-14)	2.0



since **Chris Jones** in 2020 to record 2.0+ strip sacks in a single game

2025 SEASON - EAGLES

- Earned his second career **Pro Bowl** nod after appearing in 11 games (11 starts), totaling 33 tackles (21 solo), 29 pressures, 12 QB hits, 7 PDs, 4 TFLs and 3.0 sacks ... Tied with **Jordan Davis** (6) for the 2nd-most batted passes among NFL DTs
- Blocked a 36-yard Rams **Joshua Karty** FG with 8:26 remaining in the fourth quarter to help the Eagles orchestrate a game winning drive in the 33-26 win vs. Los Angeles (9/21/25)

COLLEGE HIGHLIGHTS

- A two-time CFP National Champion at Georgia (2021, '22), where he played three seasons (2020-22) ... Totaled 83 tackles (44 solo), 18.5 TFLs, 6.0 sacks, 4 PDs and 2 FFs in 38 career games (13 starts)
- Received first-team All-America honors and was voted first-team All-SEC as a junior in 2022 ... Named a finalist for the Rotary Lombardi Award (nation's top lineman) ... Finished the season with 32 tackles (16 solo), 7 TFLs, 3.0 sacks, 3 PDs and 2 FFs in 13 games (nine starts)

TRANSACTIONS

- **2023** - Drafted by PHI in 1st round (9th overall) ... **7/28/26** - Agreed to terms on 4-year contract extension



MICHAEL CARTER

DEFENSIVE BACK | 35

Height: 5-10 **Weight:** 184 **DOB:** March 8, 1999 (Age 27)
NFL Experience: 6th Year *(2nd with Eagles)* **Draft:** D5b-21 (154th overall) by NYJ **Acquired:** T-NYJ-25
College: Duke **Hometown (HS):** Douglasville, GA (South Paulding)

CAREER STATISTICS

			TACKLES				PASS RUSH			INTERCEPTIONS					FUMBLES		DEF SNAPS	
Year	**Team**	**GP/S**	**Total**	**Solo**	**Asst**	**TFL**	**Sacks**	**QBH**	**QBP**	**Int**	**Yds**	**Lg**	**TD**	**PD**	**FF**	**FR**	**No**	**Pct**
2021	N.Y. Jets	15/7	71	44	27	4	1.0	2	7	0	0	0	0	5	0	2	776	65%
2022	N.Y. Jets	17/6	62	49	13	3	0.0	0	2	2	0	0	0	9	0	0	732	64%
2023	N.Y. Jets	15/7	50	37	13	1	0.0	1	6	0	0	0	0	9	1	0	671	59%
2024	N.Y. Jets	13/1	24	20	4	1	0.0	0	2	0	0	0	0	1	0	1	286	25%
2025	N.Y. Jets	5/4	13	9	4	1	0.0	0	2	0	0	0	0	2	0	0	145	28%
	Philadelphia	8/1	10	3	7	0	0.0	0	0	0	0	0	0	0	0	0	106	9%
	Totals	*13/5*	*23*	*12*	*11*	*1*	*0.0*	*0*	*2*	*0*	*0*	*0*	*0*	*2*	*0*	*0*	---	---
2026	Philadelphia	7/2	14	5	9	0	0.0	0	0	0	0	--	0	3	0	0	142	20%
Totals		**80/28**	**244**	**167**	**77**	**10**	**1.0**	**0**	**0**	**0**	**0**	**0**	**0**	**29**	**1**	**3**	**---**	**---**
PLAYOFFS																		
2025	Philadelphia	1/0	0	0	0	0	0.0	0	0	0	0	--	0	0	0	0	3	5%
Totals		**1/0**	**0**	**0**	**0**	**0**	**0.0**	**0**	**0**	**0**	**0**	**--**	**0**	**0**	**0**	**0**	**3**	**5%**

ADDITIONAL STATISTICS

Special Teams Tackles: 3 - 2026 (3)

CAREER HIGHS

Tackles	9	1/4/26 vs. Was.
Sacks	1	1/2/22 vs. TB
INTs	1	2x, last: 10/30/22 vs. NE
PDs	3	2x, last: 10/4/26 vs. LAR
FFs	1	11/12/23 at LV
FRs	1	3x, last: 9/29/24 vs. Den



BIRDSEED

- Founded the Michael Carter II Foundation ... The organization's mission is to drive positive change through educational, social and recreational activities centered around physical, mental, social, financial and spiritual wellness ... Hosts youth camps at South Paulding for children ages 8-13 to teach them the basics of football
- Excelled in football and baseball while attending South Paulding (GA) High School ... In 2016, received county player of the year in baseball and defensive player of the year in football

2026 SEASON - EAGLES

2025 SEASON - JETS & EAGLES

- Began the season with New York, appearing in five contests (four starts), recording 9 tackles (5 solo) and 2 PDs, before being traded to Philadelphia ... Saw action in eight games (one start) with the Eagles, posting 10 tackles (3 solo)

COLLEGE HIGHLIGHTS

- Played collegiately at Duke (2017-20), appearing in 46 games (36 starts) and totaling 135 tackles, 7.5 TFL, 1.5 sacks, 4 INTs and 24 PBUs
- Received third-team All-ACC accolades (2020) and a three-time Academic All-ACC pick (2018-20) ... One of three defensive players in Duke history to start multiple bowl game victories (2017 Quick Lane Bowl & 2018 Walk-On's Independence Bowl)

2026 GAME-BY-GAME STATISTICS (PHI)												
Date	**Opp**		**GP/S**	**Tot**	**Solo**	**Sk**	**Int**	**PD**	**FF**	**FR**	**Snaps**	**Pct**
Sep 13	Was	W	1/0	0	0	0.0	0	0	0	0	6	9%
Sep 20	at Ten	W	1/0	0	0	0.0	0	0	0	0	4	8%
Sep 28	at Chi	L	1/0	4	3	0.0	0	0	0	0	20	28%
Oct 4	LAR	L	1/1	3	0	0.0	0	3	0	0	76	90%
Oct 11	at Jax	L	1/1	6	2	0.0	0	0	0	0	25	35%
Oct 18	Car	L	0/0	INACTIVE								
Oct 26	Dal	L	0/0	INACTIVE								
Nov 1	at Was	L	1/0	0	0	0.0	0	0	0	0	1	2%
Nov 8	NYG	L	0/0	INACTIVE								
Nov 22	Pit	W	1/0	1	0	0.0	0	0	0	0	10	14%
Nov 26	at Dal											
Dec 6	at Ari											
Dec 13	Ind											
Dec 19	Sea											
Dec 24	Hou											
Jan 3	at SF											
TBD	at NYG											
Totals			**7/2**	**14**	**5**	**0.0**	**0**	**3**	**0**	**0**	**142**	**20%**



TRANSACTIONS

- **2021** - Drafted by NYJ in 5th round (154th overall) ... **12/21/21** - Placed on Reserve/COVID-19 ... **12/29/21** - Activated from Reserve/COVID-19 ... **9/4/24** - Agreed to terms with NYJ on 3-year contract ... **10/29/25** - Acquired by PHI from NYJ in exchange for **John Metchie III** and a 2027 6th-round pick



DARIUS COOPER

WIDE RECEIVER | 80

Height: 5-11 **Weight:** 210 **DOB:** Nov. 22, 2001 (Age 25)
NFL Experience: 2nd Year *(2nd with Eagles)* **Draft:** UDFA-25 by PHI
College: Tarleton State **Hometown (HS):** St. Louis, MO (Hazelwood West)

CAREER STATISTICS

			RECEIVING					OFF SNAPS	
Year	Team	GP/S	Rec	Yds	Avg	Lg	TD	No	Pct
2025	Philadelphia	13/0	9	92	10.2	19	0	212	20%
2026	Philadelphia	10/4	17	259	15.2	62t	4	432	69%
Totals		**22/3**	**26**	**351**	**13.5**	**62t**	**4**	---	---
PLAYOFFS									
2025	Philadelphia	1/0	1	9	9.0	9	0	21	29%
Totals		**1/0**	**1**	**9**	**9.0**	**9**	**0**	---	---

ADDITIONAL STATISTICS

Special Teams Tackles: 5 - 2026 (5)

CAREER HIGHS

Receptions	4	11/22/26 vs. Pit.
Receiving Yards	71	10/11/26 at Jax.
Receiving Long	62t	10/11/26 at Jax.
Receiving TDs	2	10/4/26 vs. LAR

Nicknames: DC, Coop ... **First job:** Worked as a high school senior doing IT, would help repair computers ... **Surprisingly good at:** "I can sing a little bit" ... **Karaoke song of choice:** "Share My Life" by Kem ... **If he could play another sport:** Would play for the St. Louis Cardinals since that's his hometown team ... **Alternate career choice:** Would do physical therapy for a sports team or company ... **Favorite sports moment:** Scoring 6 TDs and a pick-six when he was 7 years old



BIRDSEED

- Was selected as the 2025 Eagles Community Offensive Player of the Year for his commitment to supporting the Philadelphia community ... Made frequent appearances at events including volunteering at Children's Hospital of Philadelphia, the Ronald McDonald House Charities of the Philadelphia Region and the MANNA Food Center
- Earned a spot on Philadelphia's 53-man roster after signing with the team as a UDFA in April 2025
- Is the 21st player from Tarleton State to sign into the NFL and the fifth from the university to sign into the league within the past four years
- Majored in kinesiology during his undergraduate studies

2026 SEASON - EAGLES

- Registered a career high 71 yards on 2 catches (35.5 avg.) with 1 TD in the game at Jacksonville (10/11/26) ... Caught a career-long 62-yard TD pass in the second quarter
- Hauled in a career-high 2 TDs on 3 catches, totaling 33 yards (11.0 avg.) in the game versus Los Angeles (10/4/26)
- Caught his first career TD on a 3-yard pass from **Jalen Hurts** to take a 24-20 lead over the Titans with :09 seconds remaining in the fourth quarter of the win at Tennessee (9/20/26)

2025 SEASON - EAGLES

- Appeared in 13 contests, posting 92 yards on 9 receptions (10.2 avg.) across 212 offensive snaps as a rookie

COLLEGE HIGHLIGHTS

- Played five years in the collegiate ranks with Tarleton State (2020-24), appearing in 48 games and recording 3,185 yards on 164 touches (19.4 avg.) with 29 TDs ... Averaged 88.0+ ypg. in each of final three seasons with the Texans ... Finished his collegiate career as the program's leader in receiving yards (3,185), 100-yard games (14) and was 2nd in career TD receptions (29)
- As a senior, played in all 14 games, earning *Associated Press* first-team All-America honors after posting 1,450 yards (2nd-most in Division I) on 76 catches (single-season school record) with 14 TDs ... His 19.1 yard per catch average was the most by any Division I player with 50+ touches, while his seven contests with 100+ receiving yards was second amongst all Division I players
- As a junior in 2022, led the Texans with 1,063 yards on 54 catches (19.7 avg.) in 11 games played to earn All-WAC first-team honors ... Posted five games of 100+ yards, and eclipsed the 150-yard mark in three of his final four games played

TRANSACTIONS

- **2025** - Signed by PHI as UDFA ... **9/24/25** - Placed on Reserve/Injured (undisclosed) ... **10/25/25** - Activated from Reserve/Injured (undisclosed)

2026 GAME-BY-GAME STATISTICS (PHI)										
Date	**Opp**		**GP/S**	**Rec**	**Yds**	**Avg**	**Lg**	**TD**	**Snaps**	**Pct**
Sep 13	Was	W	1/0	0	0	---	--	0	8	15%
Sep 20	at Ten	W	1/0	2	26	13.0	23	1	31	41%
Sep 28	at Chi	L	1/0	0	0	---	--	0	5	10%
Oct 4	LAR	L	1/1	3	33	11.0	18t	2	55	90%
Oct 11	at Jax	L	1/0	2	71	35.5	62t	1	53	85%
Oct 18	Car	L	1/0	1	9	9.0	9	0	39	61%
Oct 26	Dal	L	1/0	1	17	17.0	17	0	61	92%
Nov 1	at Was	L	1/1	2	19	9.5	11	0	66	96%
Nov 8	NYG	L	1/1	2	25	12.5	20	0	65	93%
Nov 22	Pit	W	1/1	4	59	14.8	29	0	49	92%
Nov 26	at Dal									
Dec 6	at Ari									
Dec 13	Ind									
Dec 19	Sea									
Dec 24	Hou									
Jan 3	at SF									
TBD	at NYG									
Totals			**10/4**	**17**	**259**	**15.2**	**62t**	**4**	**432**	**69%**





AJANI CORNELIUS

TACKLE | 74

Height: 6-4 **Weight:** 310 **DOB:** May 21, 2002 (Age 24)
NFL Experience: 2nd Year *(1st with Eagles)* **Draft:** D6-25 (204nd overall) by DAL **Acquired:** W-Dal-26
College: Oregon **Hometown (HS):** Harlem, NY (Archbishop Stepinac)

CAREER STATISTICS

			STARTS		OFF SNAPS	
Year	**Team**	**GP/S**	**LT**	**RT**	**No**	**Pct**
2025	Dallas	1/0	0	0	0	0%
2026	Dallas	3/0	0	0	0	0%
	Philadelphia	0/0	0	0	0	0%
	Totals	*3/0*	*0*	*0*	*0*	*0%*
Totals		**4/0**	**0**	**0**	**---**	**---**



BIRDSEED

- Involved in giving back to his hometown of Harlem ... Hosts the free annual Dream Infinite Youth Camp, providing nearly 250 children with school supplies, camp apparel and lunch while promoting personal development ... Actively supports the Harlem Jets, a youth football and academic organization where he first developed his love for the game, and has represented the organization through the NFL's *My Cause My Cleats* campaign
- As a senior at Oregon, earned AFCA All-America second-team honors ... Named All-Big Ten second team by the media and third team by the coaches ... Named a semifinalist for the Jason Witten Collegiate Man of the Year Award ... Named to the Outland Trophy and Lombardi Award watch lists
- Led Archbishop Stepinac (NY) to back-to-back state championships and New York City High School Football League 3A league titles in 2017 and 2018 ... As a senior, selected as the Catholic High School Football League AAA Offensive Lineman of the Year

CAREER HIGHLIGHTS

- Selected by the Dallas Cowboys in the 6th round (No. 204 overall) of the 2025 NFL Draft ... Appeared in four games with Dallas over the course of two seasons

2026 SEASON - EAGLES

-

2025 SEASON - COWBOYS

- Appeared in one game, spending the majority of the year on injured reserve with a knee injury

COLLEGE HIGHLIGHTS

- Played collegiately at Oregon (2023-24) and Rhode Island (2020-22) ... Started all 28 games at right tackle in two seasons at Oregon, logging 1,865 offensive snaps ... Surrendered just three sacks in 497 pass-blocking opportunities in 2024 ... Gave up zero sacks and just 11 pressures in 512 pass-blocking opportunities in 2023 ... At Rhode Island in 2022, surrendered just one sack and six pressures in 399 pass-blocking snaps

TRANSACTIONS

- **2025** - Selected by DAL in the sixth round (204th overall) ... **11/17/25** - Placed on Reserve/Injured (knee) ... **11/17/26** - Released by DAL ... **11/18/26** - Signed by PHI



BRITAIN COVEY

WIDE RECEIVER | 85

(pronounced CUH-vee)

Height: 5-8 **Weight:** 173 **DOB:** March 18, 1997 (Age 29)
NFL Experience: 5th Year *(5th with Eagles)* **Draft:** UDFA-22 by PHI **Acquired:** FA-25
College: Utah **Hometown (HS):** Provo, UT (Timpview)

SUPER BOWL CHAMPION: 2024 (LIX)

CAREER STATISTICS

			RECEIVING					OFF SNAPS		PUNT RETURNS					
Year	**Team**	**GP/S**	**Rec**	**Yds**	**Avg**	**Lg**	**TD**	**No**	**Pct**	**Ret**	**FC**	**Yds**	**Avg**	**Lg**	**TD**
2022	Philadelphia	17/0	0	0	---	--	0	19	2%	33	18	308	9.3	27	0
2023	Philadelphia	16/0	4	42	10.5	22	0	58	5%	29	18	417	14.4	54	0
2024	Philadelphia	5/1	7	34	4.9	11	0	50	4%	6	5	46	7.7	10	0
2025	Philadelphia	6/0	2	20	10.0	12	0	40	4%	11	10	124	11.3	22	0
2026	Philadelphia	8/0	0	0	---	--	0	1	1%	18	6	232	12.9	41	0
Totals		**52/1**	**13**	**96**	**7.4**	**22**	**0**	**---**	**---**	**97**	**57**	**1,127**	**11.6**	**54**	**0**
PLAYOFFS															
2022	Philadelphia	3/0	0	0	---	--	0	2	1%	2	7	35	17.5	27	0
2023	Philadelphia	1/0	0	0	---	--	0	3	5%	1	2	0	0.0	0	0
2025	Philadelphia	1/0	0	0	---	--	0	0	0%	0	0	0	---	--	0
Totals		**5/0**	**0**	**0**	**---**	**--**	**0**	**---**	**---**	**3**	**9**	**35**	**11.7**	**27**	**0**

ADDITIONAL STATISTICS

Fumbles/Lost: 6/0 - 2022 (2/0), 2023 (2/0), 2025 (2/0) **Kickoff Returns:** 25-553 - 2022 (10-206), 2023 (1-30), 2025 (5-125), 2026 (9-192) **Postseason Kickoff Returns:** 2-61 - 2025 (2-61)

Special Teams Fumble Recoveries: 4 - 2022 (2), 2023 (1), 2025 (1) **Postseason Special Teams Fumble Recoveries:** 1 - 2023 (1)

CAREER HIGHS

Receptions	6	9/16/24 vs. Atl.
Receiving Yards	35	1/7/24 at NYG
Receiving Long	22	1/7/24 at NYG
Receiving TDs	--	---
Punt Returns	6	12/4/22 vs. Ten.
Punt Return Yards	105	12/4/22 vs. Ten.
Punt Return TDs	--	---



BIRDSEED

- His grandfather, Stephen R. Covey, wrote the best-selling book, *The 7 Habits of Highly Successful People*, which sold more than 40 million copies worldwide ... Considers his grandfather one of his biggest influences and strives to exemplify the principles taught in his book
- A devout member of The Church of Jesus Christ of Latter-Day Saints, embarked on a mission trip to Chile after a promising start to his football career ... Reflects on the mission as the best two years of his life ... Returned two years later and continued to have on-field success
- Uses his platform to raise awareness for Bridle Up Hope, a foundation that was established in memory of his cousin, Rachel, who tragically passed away after a battle with depression ... Also lost another cousin, Jenna, to suicide a few years after Rachel ... Bridle Up Hope combines equestrian training, a pastime loved by Rachel, with life skills development, services at the barn, as well as self-renewal activities
- Attended Timpview (UT) High School, where he posted almost 7,400 yards of total offense ... Ranked 4th in Utah state history with 111 TDs responsible for in less than two years playing QB ... Led Timpview to back-to-back 4A state titles, winning 26 consecutive games at QB

CAREER HIGHLIGHTS

- Contributed to the Eagles' roster that won **Super Bowl LIX** in 2024
- Led the NFL with a career-high 417 punt return yards during the 2023 campaign ... Finished as the only player with multiple 50+ yard punt returns (2) that year while pacing the NFL in punt returns of 10+ yards (16, tied), 15+ yards (13), 20+ yards (7) and 25+ yards (5, tied)
- A member of the Eagles' Super Bowl LVII roster in 2022

2026 GAME-BY-GAME STATISTICS (PHI)

				RECEIVING					OFF SNAPS		PUNT RETURNS					
Date	**Opp**		**GP/S**	**Rec**	**Yds**	**Avg**	**Lg**	**TD**	**No**	**Pct**	**Ret**	**FC**	**Yds**	**Avg**	**Lg**	**TD**
Sep 13	Was	W	1/0	0	0	---	--	0	0	0%	4	1	37	9.3	15	0
Sep 20	at Ten	W	1/0	0	0	---	--	0	0	0%	2	0	31	15.5	23	0
Sep 28	at Chi	L	1/0	0	0	---	--	0	0	0%	1	0	8	8.0	8	0
Oct 4	LAR	L	1/0	0	0	---	--	0	0	0%	3	1	59	19.7	41	0
Oct 11	at Jax	L	1/0	0	0	---	--	0	0	0%	4	0	42	10.5	18	0
Oct 18	Car	L	1/0	0	0	---	--	0	0	0%	0	3	0	---	--	0
Oct 26	Dal	L	1/0	0	0	---	--	0	0	0%	0	0	0	---	--	0
Nov 1	at Was	L	0/0	INACTIVE												
Nov 8	NYG	L	0/0	INACTIVE												
Nov 22	Pit	W	1/0	0	0	---	--	0	1	2%	4	1	55	13.8	17	0
Nov 26	at Dal															
Dec 6	at Ari															
Dec 13	Ind															
Dec 19	Sea															
Dec 24	Hou															
Jan 3	at SF															
TBD	at NYG															
Totals			**8/0**	**0**	**0**	**---**	**--**	**0**	**1**	**1%**	**18**	**6**	**232**	**12.9**	**41**	**0**

2026 SEASON - EAGLES

-

2025 SEASON - EAGLES

- Spent time on the Eagles practice squad before being signed to the active roster ... Saw action in six games on offense and as a returner on special teams, fielding 11 punt returns for 104 yards (11.3 avg.)

COLLEGE HIGHLIGHTS

- Played collegiately at Utah (2015, '18-21), where he received five All-Pac-12 accolades, including four as a returner (first-team in 2018, '20, '21) and one as a WR (honorable mention in 2020) ... Also earned All-America honors following the 2015, '20 and '21 seasons
- Amassed 2,011 receiving yards with 11 TDs, 1,092 punt return yards (school record) with 4 TDs, 838 kickoff return yards with 1 TD, 300 rushing yards and 71 passing yards with 2 TDs in 47 career games (23 starts) ... Ranked among the top 10 in program history in punt returns (92, 2nd), receptions (184, 2nd), all-purpose yards (4,241, 3rd) and receiving yards (6th) ... Led Utah in receiving yards in 2015, '18 and '20

TRANSACTIONS

- **2022** - Signed by PHI as UDFA ... **8/30/22** - Waived by PHI ... **8/31/22** - Signed by PHI to practice squad ... **9/10/22** - Elevated by PHI from practice squad for Week 1 at Detroit ... **9/19/22** - Elevated by PHI from practice squad for Week 2 vs. Minnesota ... **9/24/22** - Elevated by PHI from practice squad for Week 3 at Washington ... **10/1/22** - Signed by PHI to active roster from practice squad ... **8/29/23** - Waived by PHI ... **8/30/23** - Signed by PHI to practice squad ... **9/9/23** - Elevated by PHI from practice squad for Week 1 at New England ... **9/14/23** - Elevated by PHI from practice squad for Week 2 vs. Minnesota ... **9/19/23** - Signed by PHI to active roster from practice squad ... **9/24/24** - Placed on Reserve/Injured (shoulder) ... **11/23/24** - Activated from Reserve/Injured (shoulder) ... **12/28/24** - Placed on Reserve/Injured (neck) ... **5/5/25** - Signed by LAR to 1-year contract ... **8/26/25** - Waived by LAR ... **8/28/25** - Signed by PHI to practice squad ... **11/26/25** - Signed by PHI to active roster from practice squad ... **8/30/26** - Released by PHI ... **8/31/26** - Signed by PHI to practice squad ... **9/12/26** - Elevated by PHI from practice squad for Week 1 vs. Washington ... **9/15/26** - Signed by PHI to active roster from practice squad

LONGEST PUNT RETURNS

Date	Opponent	Yds
12/25/23	vs. New York Giants (W, 33-25)	54
9/25/23	at Tampa Bay Buccaneers (W, 25-11)	52
10/4/26	vs. Los Angeles Rams (L, 20-24)	41
2/12/23	at Kansas City Chiefs (L, 35-38) (SB)	27
12/4/22	vs. Tennessee Titans (W, 35-10)	27



First job: Mowing lawns ... Surprisingly good at: "Golf. I'm like a three or four handicap right now." ... Desired talent: "Singing. An unknown fact about me is that I love musical theater. I love plays, drama, and Broadway. If I wasn't playing football, I would be doing that... if I could sing, of course." ... Famous relative: "My grandpa, Stephen Covey, is an author. He wrote *The 7 Habits of Highly Effective People*." ... Favorite athlete: Tiger Woods ... Favorite movie: *Warrior* ... Favorite TV show: *Parks and Recreation* ... Favorite food: "My wife's white bean chili or my wife's chicken tacos with avocado lime sauce on it."



COOPER DEJEAN

DEFENSIVE BACK | 33

Height: 6-0 **Weight:** 198 **DOB:** Feb. 9, 2003 (Age 23)
NFL Experience: 3rd Year *(3rd with Eagles)* **Draft:** D2-24 (40th overall) by PHI
College: Iowa **Hometown (HS):** Odebolt, IA (Odebolt-Arthur-Battle Creek-Ida Grove)

SUPER BOWL CHAMPION: 2024 (LIX) ALL-PRO: 2025 PRO BOWL: 2025 ALL-ROOKIE: 2024

CAREER STATISTICS

			TACKLES				PASS RUSH			INTERCEPTIONS					FUMBLES		DEF SNAPS	
Year	**Team**	**GP/S**	**Total**	**Solo**	**Asst**	**TFL**	**Sacks**	**QBH**	**QBP**	**Int**	**Yds**	**Lg**	**TD**	**PD**	**FF**	**FR**	**No**	**Pct**
2024	Philadelphia	16/9	50	37	13	3	0.5	1	2	0	0	--	0	6	1	3	627	60%
2025	Philadelphia	16/16	85	58	27	4	0.0	1	4	2	32	21	0	16	1	0	1,037	92%
2026	Philadelphia	10/10	56	31	25	5	0.0	1	1	1	25	25	0	6	0	0	692	99%
Totals		**42/35**	**190**	**126**	**65**	**12**	**0.5**	**3**	**7**	**3**	**57**	**25**	**0**	**28**	**2**	**3**	**---**	**---**
PLAYOFFS																		
2024	Philadelphia	4/4	18	12	6	0	0.0	0	1	1	38	38t	1	4	0	1	254	94%
2025	Philadelphia	1/1	2	1	1	0	0.0	0	0	0	0	--	0	2	0	0	59	100%
Totals		**5/5**	**20**	**13**	**7**	**0**	**0.0**	**0**	**1**	**1**	**38**	**38t**	**1**	**6**	**0**	**1**	**---**	**---**

ADDITIONAL STATISTICS

Punt Returns: 23-244 - 2024 (21-211), 2026 (2-33) **Postseason Punt Returns:** 9-53 - 2024 (9-53) **Special Teams Tackles:** 9 - 2024 (1), 2025 (8) **Offensive Snaps:** 11 - 2025 (9), 2026 (2)

CAREER HIGHS

Tackles	10	10/11/26 at Jax.
Sacks	0.5	10/13/24 vs. Cle.
INTs	1	4x, last: 10/4/26 vs. LAR
PDs	4	12/20/25 at Was.
FFs	1	2x, last: 11/23/25 at Dal.
FRs	1	4x, last: 1/19/25 vs. LAR (Div.)



BIRDSEED

- Co-founded the *Exciting Mics* podcast with **Reed Blankenship** in 2025
- Participated in numerous volunteer activities during his time at Iowa, including staffing Special Olympics events, working with Safe Haven of Iowa County, assisting CommUnity Crisis Services and more … Voted a semifinalist for the Lott IMPACT Trophy, which is awarded to a student-athlete who makes the biggest impact on and off the field
- Turned in a legendary football career at OA-BCIG (IA) High School as a QB and DB … Set school career records in passing yards, passing TDs, completions and receiving TDs, in addition to single-season marks in passing yards, receptions, receiving yards and total yards … Won back-to-back state championships as a junior and senior … Scored the game-winning TD in the final minute of the state title game as a senior after his younger brother, Beckett, recovered a fumble on a kickoff
- Also lettered in basketball, baseball, and track at OA-BCIG … Won the long jump and 100-meter dash state championships as a senior … His 1,832 career points in basketball ranked just 58 points behind Vikings TE **T.J. Hockenson** on Iowa's all-time high school scoring list

CAREER HIGHLIGHTS

- Was selected to his first career **Pro Bowl** in 2025 after assisting a defense that allowed a league-fewest 16 passing TDs
- A key contributor of Philadelphia's **Super Bowl LIX**-winning team in 2024 … Recorded a 38-yard INT-TD in **Super Bowl LIX** against Kansas City, becoming the youngest player (22) in NFL history to do so
- Finished as an *Associated Press* NFL Defensive Rookie of the Year finalist in 2024 … Didn't allow a TD the entire season and ranked 3rd among NFL CBs in *PFF* defensive grade (82.7) (min. 400 snaps)

2026 SEASON - EAGLES

2026 GAME-BY-GAME STATISTICS (PHI)												
Date	**Opp**		**GP/S**	**Tot**	**Solo**	**Sk**	**Int**	**PD**	**FF**	**FR**	**Snaps**	**Pct**
Sep 13	Was	W	1/1	8	4	0.0	0	0	0	0	70	100%
Sep 20	at Ten	W	1/1	5	2	0.0	0	0	0	0	53	100%
Sep 28	at Chi	L	1/1	5	2	0.0	0	2	0	0	72	100%
Oct 4	LAR	L	1/1	5	3	0.0	1	2	0	0	81	96%
Oct 11	at Jax	L	1/1	10	6	0.0	0	0	0	0	72	100%
Oct 18	Car	L	1/1	5	5	0.0	0	1	0	0	78	99%
Oct 26	Dal	L	1/1	7	3	0.0	0	0	0	0	68	100%
Nov 1	at Was	L	1/1	3	1	0.0	0	0	0	0	60	100%
Nov 8	NYG	L	1/1	4	4	0.0	0	0	0	0	67	100%
Nov 22	Pit	W	1/1	4	1	0.0	0	1	0	0	71	100%
Nov 26	at Dal											
Dec 6	at Ari											
Dec 13	Ind											
Dec 19	Sea											
Dec 24	Hou											
Jan 3	at SF											
TBD	at NYG											
Totals			**10/10**	**56**	**31**	**0.0**	**1**	**6**	**0**	**0**	**692**	**99%**

Nickname: Coop ... **Hobbies:** Playing pick-up basketball, golfing, and playing video games ... **Bucket list:** Travel to Italy ... **Little known fact:** His hometown has zero stoplights — only stop signs and yield signs ... **If he could have a career outside of sports:** Real estate because he feels like it's an enjoyable business and he loves looking at new houses ... **Favorite athlete to watch:** LeBron James ... **Favorite TV show:** *Suits* ... **Favorite music/artists:** Rap and country; favorite artists are Drake, Lil Baby, Morgan Wallen and Zach Bryan



2025 SEASON - EAGLES

- Played in 16 games (16 starts), recording 85 tackles (58 solo), 16 PDs, 4 TFLs and 2 INTs en route to earning first-team **All-Pro** honors and a **Pro Bowl** selection ... Joined **Quinyon Mitchell** as the first Eagle CBs to be voted first-team All-Pro since **Lito Sheppard** in 2004
- Recorded a career-high 4 PDs and 1 INT in the 29-18 win at Washington (12/20/25) en route to earning his first career **NFC Defensive Player of the Week** award
- Intercepted Lions QB **Jared Goff** with 11:18 remaining in the first quarter and returned it 21 yards to set up a **Jake Elliott** field goal in the 16-9 win vs. Detroit (11/16/25)

COLLEGE HIGHLIGHTS

- Played collegiately at Iowa (2021-23), where he recorded 120 tackles (85 solo) with 20 PDs and 7 INTs (3 TDs) in 30 games (24 starts) ... Also returned 31 punts for 406 yards (13.1 avg.) and 1 TD in his career
- Earned unanimous consensus All-America honors and was voted a finalist for the Bronko Nagurski (nation's best defensive player) and Jim Thorpe (nation's best DB) Awards in 2023 ... Also recognized as the Big Ten Defensive Back of the Year ... Registered 41 tackles (26 solo) with 2 INTs and returned 21 punts for 241 yards in 10 appearances
- Collected the first of two first-team All-Big Ten honors in his career in 2022, when he started all 13 games and produced 75 tackles (56 solo) with 8 PDs and 5 INTs, including a school-record 3 INT-TDs

TRANSACTIONS

- **2024** - Drafted by PHI in 2nd round (40th overall) ... **7/24/24** - Placed on Active/Non-Football Injury (hamstring) ... **8/13/24** - Activated from Active/Non-Football Injury (hamstring)



LANDON DICKERSON

GUARD | 69

Height: 6-6 **Weight:** 332 **DOB:** Sept. 30, 1998 (Age 28)
NFL Experience: 6th Year *(6th with Eagles)* **Draft:** D2-21 (37th overall) by PHI
College: Alabama **Hometown (HS):** Hudson, NC (South Caldwell)

SUPER BOWL CHAMPION: 2024 (LIX) PRO BOWL: 2022, 2023, 2024

CAREER STATISTICS

			STARTS			OFF SNAPS	
Year	**Team**	**GP/S**	**LG**	**C**	**RG**	**No**	**Pct**
2021	Philadelphia	14/13	12	0	1	859	77%
2022	Philadelphia	17/17	17	0	0	1,096	93%
2023	Philadelphia	16/16	16	0	0	1,046	91%
2024	Philadelphia	16/16	16	0	0	996	86%
2025	Philadelphia	15/15	15	0	0	836	79%
2026	Philadelphia	5/5	5	0	0	313	50%
Totals		**83/82**	**81**	**0**	**1**	---	---
PLAYOFFS							
2021	Philadelphia	1/1	1	0	0	66	100%
2022	Philadelphia	3/3	3	0	0	201	92%
2023	Philadelphia	1/1	1	0	0	57	97%
2024	Philadelphia	4/4	3	1	0	236	88%
2025	Philadelphia	1/1	1	0	0	73	100%
Totals		**10/10**	**9**	**1**	**0**	---	---

Nickname: Big Country ... **Hobbies:** Woodworking, hunting, fishing, working on cars, home improvement, landscaping, mowing grass and *Legos* ... **Bucket list:** Visit every continent ... **Guilty pleasures:** *Rita's* birthday cake custard ... **Memorable fan interactions:** "There was a woman at Alabama. Every single game, I mean at the team hotel, warmups, bus ride, she was there for everything. It didn't matter if we were in Texas, Florida, Arkansas, it didn't matter." ... **Favorite movie:** *Forrest Gump* ... **Favorite meal:** Steak and sweet potato fries ... **Favorite athlete growing up:** Lawrence Taylor



BIRDSEED

- Known as a skilled handyman who embarks on a number of do-it-yourself home projects with his wife, Brooke ... The couple runs their own home improvement page on Instagram called @dickerson_diys that has amassed over 80k followers
- Has built an inseparable friendship with **Jordan Mailata**, who served as Landon's best man at his wedding during the 2023 offseason
- Is an Eagle Scout ... Announced on National Signing Day in 2016 that he would finish his Eagle Scout service project installing park benches to restore a recreation center instead of enrolling in college early
- Learned discipline through martial arts at a young age ... Earned a black belt in karate when he was just 11 years old, becoming the youngest black belt in the history of the dojo that he attended
- Has supported the Eagles Autism Foundation through the league's *My Cause My Cleats* initiative ... The foundation helps support impactful autism research and care to improve the lives of affected individuals and families while aiming to drive scientific breakthroughs

CAREER HIGHLIGHTS

- A three-time **Pro Bowl** selection (2022, '23, '24), two-time NFC Champion (2022, '24) and **Super Bowl LIX** Champion ... Is tied with **Brandon Brooks** (2016-21) for the most Pro Bowl nods by an Eagles guard
- Blocked for a **Super Bowl LIX**-winning OL that helped **Saquon Barkley** (2,005) become just the ninth player in NFL history to join the 2,000+ yard rushing club in 2024 ... Barkley established a league record with 2,504 rushing yards in the regular season and playoffs ... The Eagles totaled the most combined rushing yards (3,866) in NFL history

2026 SEASON - EAGLES

-

2025 SEASON - EAGLES

- Saw action in 15 contests (15 starts) en route to helping **Saquon Barkley** eclipse the 1,000+ yard mark for the second straight season

COLLEGE HIGHLIGHTS

- Named the recipient of the Rimington Trophy (awarded to the nation's top center) and voted a unanimous first-team All-American and first-team All-SEC honoree as a fifth-year senior at Alabama in 2020
- Helped lead Alabama to an undefeated 2020 campaign, which culminated in a CFP National Championship ... Anchored an OL that blocked for the Power 5's top-ranked scoring offense (48.5 ppg.) ... The Crimson Tide also ranked 1st in the country in pass efficiency rating (198.9) and 2nd in passing offense (358.2 ypg) and total offense (541.6 ypg)



- Received All-America honorable mention accolades from *Pro Football Focus* in 2019 ... Voted second-team All-SEC as a guard (Associated Press) and center (league's coaches) ... Paved the way for a unit that ranked 2nd in the nation in scoring offense (47.2 ppg), 3rd in passing offense (342.2 ypg) and 6th in total offense (510.8 ypg)
- Began his collegiate career at Florida State (2016-18)

TRANSACTIONS

- **2021** - Drafted by PHI in 2nd round (37th overall) ... **7/28/21** - Placed on Active/Non-Football Injury ... **8/30/21** - Activated from Active/Non-Football Injury ... **12/19/21** - Placed on Reserve/COVID-19 ... **12/24/21** - Activated from Reserve/COVID-19... **3/11/24** - Agreed to terms with PHI on 4-year contract extension ... **9/15/26** - Placed on Reserve/Injured (knee) ... **10/26/26** - Activated from Reserve/Injured (knee)



ARNOLD EBIKETIE

OUTSIDE LINEBACKER | 17

(pronounced eb-uh-KAY-tee)

Height: 6-2 **Weight:** 250 **DOB:** Jan. 24, 1999 (Age 27)
NFL Experience: 5th Year *(1st with Eagles)* **Draft:** D2a-22 (38th overall) by ATL **Acquired:** FA-Atl-26
College: Penn State **Hometown (HS):** Sliver Spring, MD (Albert Einstein)

CAREER STATISTICS

			TACKLES				PASS RUSH			INTERCEPTIONS					FUMBLES		DEF SNAPS	
Year	Team	GP/S	Total	Solo	Asst	TFL	Sacks	QBH	QBP	Int	Yds	Lg	TD	PD	FF	FR	No	Pct
2022	Atlanta	16/1	30	21	9	3	2.5	11	31	0	0	--	0	2	2	0	516	46%
2023	Atlanta	17/6	25	16	9	3	6.0	12	31	0	0	--	0	1	2	0	384	34%
2024	Atlanta	17/2	38	26	12	6	6.0	12	35	0	0	--	0	2	0	1	543	49%
2025	Atlanta	17/3	36	17	19	5	2.0	6	29	0	0	--	0	1	0	0	384	35%
2026	Philadelphia	10/0	26	10	16	0	0.0	2	8	0	0	--	0	0	0	0	328	47%
Totals		**77/12**	**155**	**90**	**65**	**17**	**16.5**	**43**	**134**	**0**	**0**	**--**	**0**	**6**	**4**	**1**	**---**	**---**

ADDITIONAL STATISTICS

Special Teams Tackles: 2 - 2026 (2)

CAREER HIGHS

Tackles	9	10/18/26 vs. Car.
Sacks	2.0	12/1/24 vs. LAC
INTs	--	---
PDs	1	6x, last: 12/7/25 vs. Sea.
FFs	1	4x, last: 12/3/23 at NYJ
FRs	1	12/22/24 vs. NYG



BIRDSEED

- Was born in Yaoundé, Cameroon, before moving to Silver Spring, MD when he was 13 years old ... While in Cameroon, mainly played soccer and had never played football before moving to the U.S. ... Upon arriving to the U.S., he played WR and LB at Albert Einstein (MD) High School, where he blossomed on the defensive side, recording 21.5 sacks and earning first-team *All-Sentinel* honors
- Previously had ties to Philadelphia that began his Eagles fandom ... Spent three seasons at Temple before finishing his career at Penn State ... While at Temple, became of fan of the team when he walked from Cecil B. Moore to City Hall to celebrate the Eagles Super Bowl LII victory over the Patriots and seeing the city's reaction

CAREER HIGHLIGHTS

- Originally was selected in the 2nd round (38th overall) of the 2022 NFL Draft by Atlanta ... Spent four seasons with the Falcons, registering 129 tackles (80 solo), 41 QB hits, 17 TFLs, 16.5 sacks, 4 FFs and 1 FR

2026 SEASON - EAGLES

-

2025 SEASON - FALCONS

- Played in 17 contests (three starts), totaling 36 tackles (17 solo), 29 pressures, 5 TFLs, and 2.0 sacks

COLLEGE HIGHLIGHTS

- Began his collegiate career at Temple (2017-20), before concluding his career at Penn State (2021) ... Appeared in 37 games (19 starts) in his time across the two schools, recording 27.5 TFLs, 15.5 sacks, and 5 FFs
- Earned second-team All-America honors from *FWAA*, *Phil Steele* and *The Athletic* in his lone season at Penn State ... Totaled 17 TFLs (2nd-most in conference), 9.5 sacks, 2 FFs and 2 blocked kicks

TRANSACTIONS

- **2022** - Drafted by ATL in 2nd round (38th overall) ... **3/16/26** - Signed by PHI to 1-year contract

2026 GAME-BY-GAME STATISTICS (PHI)												
Date	**Opp**		**GP/S**	**Tot**	**Solo**	**Sk**	**Int**	**PD**	**FF**	**FR**	**Snaps**	**Pct**
Sep 13	Was	W	1/0	1	1	0.0	0	0	0	0	28	40%
Sep 20	at Ten	W	1/0	2	1	0.0	0	0	0	0	15	28%
Sep 28	at Chi	L	1/0	2	0	0.0	0	0	0	0	29	40%
Oct 4	LAR	L	1/0	1	0	0.0	0	0	0	0	21	25%
Oct 11	at Jax	L	1/0	1	0	0.0	0	0	0	0	38	53%
Oct 18	Car	L	1/0	9	1	0.0	0	0	0	0	72	91%
Oct 26	Dal	L	1/0	4	3	0.0	0	0	0	0	48	71%
Nov 1	at Was	L	1/0	0	0	0.0	0	0	0	0	24	40%
Nov 8	NYG	L	1/0	3	3	0.0	0	0	0	0	25	37%
Nov 22	Pit	W	1/0	3	1	0.0	0	0	0	0	28	39%
Nov 26	at Dal											
Dec 6	at Ari											
Dec 13	Ind											
Dec 19	Sea											
Dec 24	Hou											
Jan 3	at SF											
TBD	at NYG											
Totals			**10/0**	**26**	**10**	**0.0**	**0**	**0**	**0**	**0**	**328**	**47%**





JAKE ELLIOTT

KICKER | 4

Height: 5-9 **Weight:** 167 **DOB:** Jan. 21, 1995 (Age 31)
NFL Experience: 10th Year *(10th with Eagles)* **Draft:** D5a-17 (153rd overall) by CIN **Acquired:** PS-Cin-17
College: Memphis **Hometown (HS):** La Grange, IL (Lyons Township)

SUPER BOWL CHAMPION: 2017 (LII), 2024 (LIX) ALL-PRO: 2023 PRO BOWL: 2022

CAREER STATISTICS

Year	Team	GP	FG-FGA	Pct	0-19	20-29	30-39	40-49	50+	Lg	XP-XPA	Pct	Pts	KO	TB
2017	Philadelphia	15	26-31	83.9	0-0	5-5	4-7	12-13	5-6	61	39-42	92.9	117	83	42
2018	Philadelphia	16	26-31	83.9	0-0	7-7	10-11	7-8	2-5	56	33-35	94.3	111	81	57
2019	Philadelphia	16	22-26	84.6	0-0	7-7	8-8	5-7	2-4	53	35-37	94.6	101	79	52
2020	Philadelphia	16	14-19	73.7	0-0	1-3	6-6	5-5	2-5	54	24-26	92.3	66	70	46
2021	Philadelphia	17	30-33	90.9	0-0	7-7	10-10	10-13	3-3	58	44-44	100.0	134	94	61
2022	Philadelphia	16	20-23	87.0	0-0	6-6	8-9	1-2	5-6	56	51-53	96.2	111	91	63
2023	Philadelphia	17	30-32	93.8	0-0	9-9	7-8	7-7	7-8	61	45-46	97.8	135	90	73
2024	Philadelphia	17	28-36	77.8	0-0	9-9	10-11	8-9	1-7	50	47-48	97.9	131	11	9
2025	Philadelphia	17	20-27	74.1	0-0	3-3	6-6	7-10	4-8	58	41-42	97.6	101	81	13
2026	Philadelphia	10	11-12	91.7	0-0	2-2	1-1	4-5	4-4	58	18-18	100.0	51	38	7
Totals		**157**	**227-270**	**84.1%**	**0-0**	**56-58**	**70-77**	**66-79**	**35-56**	**61**	**377-391**	**96.4**	**1,058**	**718**	**423**
PLAYOFFS															
2017	Philadelphia	3	7-7	100.0	0-0	2-2	2-2	2-2	1-1	53	7-9	77.8	28	19	13
2018	Philadelphia	2	1-1	100.0	0-0	0-0	0-0	1-1	0-0	43	3-3	100.0	6	7	2
2019	Philadelphia	1	3-3	100.0	0-0	1-1	1-1	1-1	0-0	46	0-0	---	9	4	1
2021	Philadelphia	1	0-0	---	0-0	0-0	0-0	0-0	0-0	--	1-1	100.0	1	2	1
2022	Philadelphia	3	4-4	100.0	0-0	0-0	4-4	0-0	0-0	35	12-12	100.0	24	19	11
2023	Philadelphia	1	1-1	100.0	0-0	0-0	0-0	1-1	0-0	47	0-0	---	3	3	3
2024	Philadelphia	4	10-11	90.9	0-0	2-2	4-4	3-3	1-2	50	13-16	81.3	43	32	18
2025	Philadelphia	1	2-2	100.0	0-0	0-0	1-1	1-1	0-0	41	1-2	50.0	7	5	0
Totals		**16**	**28-29**	**96.6**	**0-0**	**5-5**	**12-12**	**9-9**	**2-3**	**53**	**37-43**	**86.0**	**121**	**91**	**49**

ADDITIONAL STATISTICS

Successful Onside Kicks: 1 - 2017 (1) **Punting:** 3-112 - 2020 (2-77), 2022 - (1-35) **Pass Attempts:** 1 - 2019 (1) **Special Teams Tackles:** 2 - 2025 (1), 2026 (1)

CAREER HIGHS

Points	16	3x, last: 2/9/25 vs. KC (SB)
FGs	5	1/8/23 vs. NYG
FG Attempts	5	1/8/23 vs. NYG
Longest FG	61	2x, last: 9/14/23 vs. Min.
Longest Attempt	61	2x, last: 9/14/23 vs. Min.
PATs	6	2x, last: 12/11/22 at NYG



BIRDSEED

- Has supported Street Tails Animal Rescue (STAR) through the NFL's *My Cause My Cleats* initiative ... The organization, where Elliott adopted his dog, Willy, is dedicated to helping the homeless, unwanted and abandoned dogs in the Philadelphia area find their forever homes ... Also represented Everytown for Gun Safety, which builds awareness and teaches people about the issues of gun violence in America
- Is a very skilled golfer who qualified for The Philadelphia Open Championship during the summer of 2022 ... The local pro-am tournament is held annually at the Philadelphia Cricket Club-Wissahickon
- Originally joined the football team at Lyons Township (IL) High School when the head coach pulled him aside after winning a student kicking competition at the school's pep rally

CAREER HIGHLIGHTS

- In 2024, produced 16 points in the 40-22 **Super Bowl LIX** victory vs. Kansas City (2/9/25), eclipsing **Don Chandler**'s 57-year record (15 in 1968) and tying the record for most FGs in a Super Bowl (4) ... Established an Eagles' record for most kicking points in a postseason (43)

2026 GAME-BY-GAME STATISTICS (PHI)

Date	Opp		FG-FGA	Pct	0-19	20-29	30-39	40-49	50+	Lg	XP-XPA	Pct	Pts	Kick by Kick
Sep 13	Was	W	1-1	100.0	0-0	0-0	1-1	0-0	0-0	35	3-3	100.0	6	(35)
Sep 20	at Ten	W	1-1	100.0	0-0	0-0	0-0	0-0	1-1	58	3-3	100.0	6	(58)
Sep 28	at Chi	L	0-0	---	0-0	0-0	0-0	0-0	0-0	--	1-1	100.0	1	---
Oct 4	LAR	L	2-2	100.0	0-0	1-1	0-0	0-0	1-1	56	2-2	100.0	8	(29) (56)
Oct 11	at Jax	L	1-1	100.0	0-0	0-0	0-0	1-1	0-0	48	2-2	100.0	5	(48)
Oct 18	Car	L	0-0	---	0-0	0-0	0-0	0-0	0-0	--	2-2	100.0	2	---
Oct 26	Dal	L	0-0	---	0-0	0-0	0-0	0-0	0-0	--	3-3	100.0	3	---
Nov 1	at Was	L	1-2	50.0	0-0	0-0	0-0	1-2	0-0	40	1-1	100.0	4	(40) 41LU
Nov 8	NYG	L	1-1	100.0	0-0	0-0	0-0	1-1	0-0	45	---	--	3	(45)
Nov 22	Pit	W	4-4	100.0	0-0	1-1	0-0	1-1	2-2	55	1-1	100	13	(41) (29) (53) (55)
Nov 26	at Dal													
Dec 6	at Ari													
Dec 13	Ind													
Dec 19	Sea													
Dec 24	Hou													
Jan 3	at SF													
TBD	at NYG													
Totals			**11-12**	**87.5**	**0-0**	**2-2**	**1-1**	**4-5**	**4-4**	**58**	**18-18**	**100.0**	**51**	**---**

LONGEST FIELD GOALS

Date	Opponent	Yds
9/14/23	vs. Minnesota Vikings (W, 34-28)	61
9/24/17	vs. New York Giants (W, 27-24)	61
11/26/23	vs. Buffalo Bills (W, 37-34)	59
9/20/26	at Tennessee Titans (W, 24-20)	58
9/14/25	at Kansas City Chiefs (W, 20-17)	58
9/4/25	vs. Dallas Cowboys (W, 24-20)	58
10/10/21	at Carolina Panthers (W, 21-18)	58
10/4/26	vs. Los Angeles Rams (L, 20-24)	56
9/10/23	at New England Patriots (W, 25-20)	56
1/1/23	vs. New Orleans Saints (L, 10-20)	56
11/11/18	vs. Dallas Cowboys (L, 20-27)	56



Hobbies: Golf ... First job: Tennis instructor ... If he could play another sport: Shortstop, Chicago Cubs ... Player he models his game after: Stephen Gostkowski ... Favorite meal: Deep dish pizza ... Favorite quote: "Success isn't owned. It's rented, and rent is due every day."

- Voted second-team **All-Pro** by the *Associated Press* in 2023, when he established a single-season franchise record in FG percentage (93.8%) ... Also set a career high with 135 kicking points (5th in team history)
- A member of the Eagles' Super Bowl LVII roster in 2022
- Named to his first career **Pro Bowl** appearance following the 2021 season after producing a then-team-record 90.9% FG percentage
- Recorded the longest FGs (43 and 46 yards) by a rookie in Super Bowl history during the 41-33 win over New England in **Super Bowl LII**
- Connected on the longest postseason FG (53 yards) in Eagles history during the 2017 NFC Divisional Playoff victory vs. Atlanta (1/13/18)
- Kicked a game-winning, 61-yard FG (franchise record and NFL rookie record) as time expired in the 27-24 win vs. N.Y. Giants on 9/24/17 ... Matched his Eagles record with another 61-yard FG as time expired in the first half of the 34-28 victory vs. Minnesota on 9/14/23

NOTES TO KNOW

- His 1,058 career points are the 2nd-most in team history, behind only **David Akers** (1,323, 1999-2010) ... Is the fastest player in Eagles history to reach 500 points (77 games)
- Owns the 2nd-most career FGs (222) in franchise history, trailing only **David Akers** (294, 1999-2010) ... Has recorded the most 50+ yard FGs (37) ever recorded by an Eagle (including playoffs)

2026 SEASON - EAGLES

- Went 4-of-4 (29, 41, 53, 55) on field goals in the 19-16 win vs. Pittsburgh (11/22/26) ... His 55-yard FG with 4:19 remaining gave the Eagles a 10-point lead they would not surrender

2025 SEASON - EAGLES

- Appeared in 17 games, connecting on 20 field goals and 41 extra points ... Eclipsed 1,000 career points on a 28-yard field goal in the 13-12 win



at Buffalo (12/28/25), becoming just the second player in franchise history to accomplish the feat, joining **David Akers** (1,323, 1999-2010)

COLLEGE HIGHLIGHTS

- A four-time Lou Groza Award semifinalist (top collegiate placekicker), including a finalist in 2015 ... Totaled a school-best 445 career points, topping **Stephen Gostkowski** (369) and **DeAngelo Williams** (362)
- During his four seasons at Memphis, ranked 2nd among NCAA kickers in points (445), behind **Zane Gonzalez** (492) ... Holds the school record for longest FG (56 yards) and kicked 4 of the 5 longest FGs in program history from 56, 54, 53 and 53 yards

TRANSACTIONS

- **2017** - Drafted by CIN in 5th round (153rd overall) ... **9/2/17** - Waived by CIN ... **9/3/17** - Signed by CIN to practice squad ... **9/12/17** - Signed by PHI from CIN practice squad ... **2/22/19** - Signed by PHI to 1-year contract ... **11/27/19** - Signed by PHI to 5-year contract extension ... **3/13/24** - Agreed to terms with PHI on 4-year contract extension



A.J. EPENESA

OUTSIDE LINEBACKER | 57

(pronounced ep-uh-NESS-uh)

Height: 6-6 **Weight:** 260 **DOB:** Sep. 15, 1998 (Age 28)
NFL Experience: 7th Year *(1st with Eagles)* **Draft:** D2-20 (54th overall) by BUF **Acquired:** FA-Buf-26
College: Iowa **Hometown (HS):** Edwardsville, IL (Edwardsville)

CAREER STATISTICS

			TACKLES				PASS RUSH			INTERCEPTIONS					FUMBLES		DEF SNAPS	
Year	Team	GP/S	Total	Solo	Asst	TFL	Sacks	QBH	QBP	Int	Yds	Lg	TD	PD	FF	FR	No	Pct
2020	Buffalo	14/1	14	11	3	3	1.0	4	9	0	0	--	0	1	0	0	291	27%
2021	Buffalo	14/0	14	8	6	2	1.5	9	26	0	0	--	0	1	0	0	330	31%
2022	Buffalo	15/2	16	13	3	7	6.5	10	26	0	0	--	0	5	2	1	375	36%
2023	Buffalo	15/1	20	9	11	7	6.5	10	28	2	38	32t	1	8	1	1	387	36%
2024	Buffalo	17/13	39	23	16	8	6.0	11	24	0	0	--	0	2	2	0	612	55%
2025	Buffalo	16/2	29	15	14	2	2.5	9	22	2	25	24	0	4	0	1	438	45%
2026	Philadelphia	8/0	4	1	3	0	0.0	0	2	0	0	--	0	1	0	0	67	10%
Totals		**99/19**	**136**	**80**	**56**	**29**	**24.0**	**53**	**137**	**4**	**63**	**32t**	**1**	**22**	**5**	**2**	**---**	**---**
PLAYOFFS																		
2020	Buffalo	3/0	3	3	0	0	0.0	1	4	0	0	--	0	1	0	0	79	32%
2021	Buffalo	2/0	2	0	2	0	0.0	0	3	0	0	--	0	1	0	0	45	32%
2022	Buffalo	2/0	1	1	0	0	0.0	0	3	0	0	--	0	0	0	0	64	44%
2023	Buffalo	2/0	1	1	0	1	0.0	1	4	0	0	--	0	1	0	0	49	43%
2024	Buffalo	3/3	8	4	4	2	0.0	1	0	0	0	--	0	0	0	0	99	59%
2025	Buffalo	2/0	2	1	1	0	0.0	0	1	0	0	--	0	2	0	0	51	40%
Totals		**14/3**	**17**	**10**	**7**	**3**	**0.0**	**3**	**15**	**0**	**0**	**--**	**0**	**5**	**0**	**0**	**---**	**---**

ADDITIONAL STATISTICS

Special Teams Tackles: 6 - 2025 (3), 2026 (3)

CAREER HIGHS

Tackles	6	1/19/25 vs. Bal. (Div.)
Sacks	2.0	10/14/24 at NYJ
INTs	1	4x, last: 12/7/25 vs. Cin.
PDs	3	10/8/23 vs. Jax.
FFs	1	5x, last: 10/20/24 vs. Ten.
FRs	1	3x, last: 9/14/25 at NYJ



BIRDSEED

- Family has legacy ties to the Iowa Football program ... His dad, Eppy, walked on at Iowa after moving from the American Samoa ... Upon committing to the program, A.J. was the highest-rated recruit to play for legendary head coach Kirk Ferentz ... His brother, Eric, spent four seasons with the program, while his other brother, Iose, currently plays on the defensive line

CAREER HIGHLIGHTS

- Originally selected by Buffalo in the 2nd round (54th overall) of the 2020 NFL Draft ... Spent the first six seasons of his career with the Bills, appearing in 91 games (19 starts) and recording 132 tackles (79 solo), 135 pressures, 29 TFLs, 24.0 sacks, 21 PDs, 5 FFs and 2 FRs
- Played in 14 playoff games during his Bills tenure, helping the club make two appearances (2020, 2024) in the AFC Championship Game

2026 SEASON - EAGLES

-

2025 SEASON - BILLS

- Saw action in 16 contests (two starts), totaling 29 tackles (15 solo), 22 pressures, 4 PDs, 2.5 sacks, 2 INTs and 1 FR in 438 defensive snaps ... Added 3 special teams tackles

2026 GAME-BY-GAME STATISTICS (PHI)												
Date	**Opp**		**GP/S**	**Tot**	**Solo**	**Sk**	**Int**	**PD**	**FF**	**FR**	**Snaps**	**Pct**
Sep 13	Was	W	1/0	1	0	0.0	0	0	0	0	12	17%
Sep 20	at Ten	W	1/0	0	0	0.0	0	0	0	0	8	15%
Sep 28	at Chi	L	0/0	INACTIVE								
Oct 4	LAR	L	1/0	0	0	0.0	0	0	0	0	3	4%
Oct 11	at Jax	L	1/0	0	0	0.0	0	1	0	0	15	21%
Oct 18	Car	L	0/0	INACTIVE								
Oct 26	Dal	L	1/0	3	1	0.0	0	0	0	0	29	43%
Nov 1	at Was	L	1/0	0	0	0.0	0	0	0	0	0	0%
Nov 8	NYG	L	1/0	0	0	0.0	0	0	0	0	0	0%
Nov 22	Pit	W	1/0	0	0	0.0	0	0	0	0	0	0%
Nov 26	at Dal											
Dec 6	at Ari											
Dec 13	Ind											
Dec 19	Sea											
Dec 24	Hou											
Jan 3	at SF											
TBD	at NYG											
Totals			**8/0**	**4**	**1**	**0.0**	**0**	**1**	**0**	**0**	**67**	**10%**



COLLEGE HIGHLIGHTS

- Played three seasons at Iowa (2017-19), registering 101 tackles (61 solo), 36.5 TFLs, 26.5 sacks, 9 FFs, 8 PDs and 1 FR ... Earned All-Big Ten honors in all three of his seasons with the Hawkeyes
- Was selected as a first-team All-American by *The Athletic* and a finalist for Polynesian Player of the Year as a junior in 2019 after posting 14.5 TFLs, 11.5 sacks and 4 FFs ... In 2018, led the Big Ten Conference with 10.5 sacks while also forcing 4 FFs, earning first-team All-Big Ten honors

TRANSACTIONS

- **2020** - Drafted by BUF in 2nd round (54th overall) ... **12/20/21** - Placed on Reserve/COVID-19 ... **12/29/21** - Activated from Reserve/COVID-19 ... **3/11/24** - Re-signed by BUF to 2-year extension ... **6/11/26** - Signed by PHI to 1-year contract



MARCUS EPPS

SAFETY | 29

Height: 6-0 **Weight:** 191 **DOB:** Jan. 27, 1996 (Age 30)
NFL Experience: 8th Year *(6th with Eagles)* **Draft:** D6b-19 (191st overall) by MIN **Acquired:** FA-25
College: Wyoming **Hometown (HS):** Los Angeles, CA (Edison)

CAREER STATISTICS

			TACKLES				PASS RUSH			INTERCEPTIONS					FUMBLES		DEF SNAPS	
Year	Team	GP/S	Total	Solo	Asst	TFL	Sacks	QBH	QBP	Int	Yds	Lg	TD	PD	FF	FR	No	Pct
2019	Minnesota	8/0	1	1	0	0	0.0	0	0	0	0	--	0	0	0	0	12	2%
	Philadelphia	7/0	5	4	1	0	0.0	0	0	0	0	--	0	0	0	0	99	10%
	Totals	*15/0*	*6*	*5*	*1*	*0*	*0.0*	*0*	*0*	*0*	*0*	--	*0*	*0*	*0*	*0*	---	---
2020	Philadelphia	14/5	38	30	8	0	0.0	0	0	2	0	0	0	4	0	0	363	33%
2021	Philadelphia	16/3	56	36	20	0	0.0	0	0	1	0	0	0	5	0	0	506	45%
2022	Philadelphia	17/17	92	68	24	4	0.0	0	0	0	0	--	0	6	1	0	1,096	99%
2023	Las Vegas	17/17	66	41	25	4	0.0	0	0	0	0	--	0	3	1	1	1,031	91%
2024	Las Vegas	3/3	19	16	3	2	0.0	0	0	0	0	--	0	0	0	0	176	16%
2025	Philadelphia	12/4	19	17	2	1	0.0	0	0	0	0	--	0	0	0	0	250	22%
2026	Philadelphia	8/3	28	22	6	1	0.0	0	1	0	0	--	0	1	0	0	234	34%
Totals		**102/52**	**324**	**235**	**89**	**12**	**0.0**	**0**	**1**	**3**	**0**	**0**	**0**	**19**	**2**	**1**	**---**	**---**
PLAYOFFS																		
2019	Philadelphia	1/0	3	2	1	0	0.0	0	0	0	0	--	0	0	0	0	13	20%
2021	Philadelphia	1/0	3	1	2	0	0.0	0	0	0	0	--	0	0	0	0	32	44%
2022	Philadelphia	3/3	13	9	4	0	0.0	0	0	0	0	--	0	0	0	0	145	95%
2025	Philadelphia	1/1	3	3	0	0	0.0	0	0	0	0	--	0	0	0	0	58	98%
Totals		**6/4**	**22**	**15**	**7**	**0**	**0.0**	**0**	**0**	**0**	**0**	**--**	**0**	**0**	**0**	**0**	**---**	**---**

ADDITIONAL STATISTICS

Special Teams Tackles: 19 - 2020 (9), 2021 (6), 2022 (2), 2025 (2) **Postseason Special Teams Tackles:** 1 - 2021 (1)

CAREER HIGHS

Tackles	11	10/24/21 at LV
Sacks	--	---
INTs	1	3x, last: 12/5/21 at NYJ
PDs	2	2x, last: 1/8/23 vs. NYG
FFs	1	2x, last: 12/14/23 vs. LAC
FRs	1	11/19/23 at Mia.



BIRDSEED

- Embarked on his first business venture by opening a gym – EBS Performance and Fitness – with his longtime trainer, Karif Byrd, in Costa Mesa, CA, in 2021 … Has trained with Byrd, who he affectionately refers to as his 'uncle,' for over 10 years and credits him as being one of the reasons why he was able to walk on at Wyoming … The facility includes 5,000 square feet of gym space and a turf field and offers sports performance, personal training, and group fitness programs
- Previously supported Minding Your Mind through the NFL's My Cause My Cleats initiative … The organization is dedicated to ending stigmas and destructive behaviors associated with mental health challenges by using the power of storytelling to inspire and educate

CAREER HIGHLIGHTS

- An 7-year veteran who has seen stints with Minnesota (2019), Philadelphia (2019-22) and Las Vegas (2023-24) … Has appeared in 82 contests (45 starts), recording 277 tackles (196 solo), 15 PDs, 10 TFLs and 3 INTs
- Started all 17 games, leading the team in defensive snaps played (1,096) and totaling career high numbers in tackles (92) and PDs (6) when the Eagles made an appearance in Super Bowl LVII

2026 GAME-BY-GAME STATISTICS (PHI)												
Date	**Opp**		**GP/S**	**Tot**	**Solo**	**Sk**	**Int**	**PD**	**FF**	**FR**	**Snaps**	**Pct**
Sep 13	Was	W	1/1	7	5	0.0	0	0	0	0	53	76%
Sep 20	at Ten	W	1/1	2	1	0.0	0	0	0	0	39	74%
Sep 28	at Chi	L	1/1	5	4	0.0	0	0	0	0	27	38%
Oct 4	LAR	L	0/0	INACTIVE								
Oct 11	at Jax	L	0/0	INACTIVE								
Oct 18	Car	L	1/0	0	0	0.0	0	0	0	0	0	0%
Oct 26	Dal	L	1/0	0	0	0.0	0	0	0	0	0	0%
Nov 1	at Was	L	1/0	0	0	0.0	0	1	0	0	13	22%
Nov 8	NYG	L	1/0	6	4	0.0	0	0	0	0	43	64%
Nov 22	Pit	W	1/0	8	8	0.0	0	0	0	0	59	83%
Nov 26	at Dal											
Dec 6	at Ari											
Dec 13	Ind											
Dec 19	Sea											
Dec 24	Hou											
Jan 3	at SF											
TBD	at NYG											
Totals			**8/3**	**28**	**22**	**0.0**	**0**	**1**	**0**	**0**	**234**	**34%**

First job: "Helping my grandma around the office. She was a lawyer." ... **Bucket list:** Traveling around Europe ... **Biggest pet peeve:** When people chew with their mouth open ... **Favorite meal:** Mexican food, burrito ... **Favorite music/artists:** "Rap, hip-hop, Nipsey Hussle, Kendrick Lamar – West Coast guys." ... **Favorite athletes growing up:** Troy Polamalu and LeBron James ... **Moment left starstruck:** "Any time I saw a pro athlete when I was younger."



2026 SEASON - EAGLES

-

2025 SEASON - EAGLES

- Played in 12 contests (four starts), totaled 19 tackles (17 solo) on 250 defensive snaps

COLLEGE HIGHLIGHTS

- Started 50 career games at Wyoming after originally joining the team as a walk-on ... Voted a captain during the 2016-18 seasons and was a named a finalist for the 2018 Burlsworth Trophy, given to the nation's top walk-on ... Finished with 325 tackles, 31 PDs and 9 INTs

TRANSACTIONS

- **2019** - Drafted by MIN in 6th round (191st overall) ... **11/6/19** - Waived by MIN ... **11/7/19** - Claimed off waivers by PHI ... **11/5/20** - Placed on Reserve/COVID-19 ... **11/18/20** - Activated from Reserve/COVID-19 ... **1/3/22** - Placed on Reserve/COVID-19 ... **1/10/22** - Activated from Reserve/COVID-19 ... **3/16/23** - Signed by LV to 2-year contract ... **9/24/24** - Placed on Reserve/Injured (Torn ACL) ... **3/14/25** - Signed by NE to 1-year contract ... **8/26/25** - Released by NE ... **8/28/25** - Signed by PHI to practice squad ... **9/4/25** - Elevated by PHI from practice squad for Week 1 vs. Dallas ... **9/13/25** - Elevated by PHI from practice squad for Week 2 vs. Kansas City ... **9/20/25** - Elevated by PHI from practice squad for Week 3 vs. Los Angeles ... **9/24/25** - Signed by PHI to active roster from practice squad ... **11/1/25** - Placed on Reserve/Injured ... **12/8/25** - Activated from Reserve/Injured ... **3/21/26** - Agreed to terms with PHI on 1-year contract



ZACH ERTZ

TIGHT END | 86

Height: 6-5 **Weight:** 250 **DOB:** Nov. 10, 1990 (Age 36)
NFL Experience: 14th Year *(10th with Eagles)* **Draft:** D2-13 (35th overall) by PHI **Acquired:** FA-26
College: Stanford **Hometown (HS):** Danville, CA (Monte Vista)

SUPER BOWL CHAMPION: 2017 (LII) PRO BOWL: 2018, 2019, 2020

CAREER STATISTICS

			RECEIVING					OFF SNAPS	
Year	**Team**	**GP/S**	**Rec**	**Yds**	**Avg**	**Lg**	**TD**	**No**	**Pct**
2013	Philadelphia	16/3	36	469	13.0	38	4	450	41%
2014	Philadelphia	16/5	58	702	12.1	35t	3	587	50%
2015	Philadelphia	15/7	75	853	11.4	60	2	790	68%
2016	Philadelphia	14/12	78	816	10.5	30	4	851	75%
2017	Philadelphia	14/13	74	824	11.1	53	8	778	69%
2018	Philadelphia	16/16	116	1,163	10.0	34	8	1,000	92%
2019	Philadelphia	15/15	88	916	10.4	30	6	952	80%
2020	Philadelphia	11/11	36	335	9.3	42	1	634	56%
2021	Philadelphia	6/3	18	189	10.5	28	2	185	56%
	Arizona	11/11	56	574	10.3	47t	3	618	53%
	Totals	*17/14*	*74*	*763*	*10.3*	*47t*	*5*	---	---
2022	Arizona	10/10	47	406	8.6	32	4	575	48%
2023	Arizona	7/7	27	187	6.9	17	1	295	26%
2024	Washington	17/17	66	654	9.9	37	7	771	66%
2025	Washington	13/13	50	504	10.1	30	4	551	52%
2026	Philadelphia	4/0	3	22	7.3	9	0	45	7%
Totals		**185/143**	**829**	**8,623**	**10.4**	**60**	**57**	**---**	**---**
PLAYOFFS									
2013	Philadelphia	1/0	3	22	7.3	15	1	23	40%
2017	Philadelphia	3/2	18	192	10.7	36	1	176	85%
2018	Philadelphia	2/2	10	102	10.2	17	0	107	90%
2019	Philadelphia	1/1	2	44	22.0	32	0	61	88%
2021	Arizona	1/1	3	21	7.0	12	0	53	95%
2024	Washington	3/3	18	155	8.6	21	1	159	70%
Totals		**11/9**	**54**	**536**	**9.9**	**36**	**3**	**---**	**---**

ADDITIONAL STATISTICS

Fumbles/Lost: 7/4 - 2014 (1/1), 2015 (1/1), 2017 (1/1), 2018 (1/0), 2019 (1/1), 2024 (1/0) 2025 (1/0)

Rushing: 1-4 - 2021 (1-4) **Fumble Recoveries**: 1 - 2014 (1)

Kickoff Returns: 3-17 - 2013 (1-0), 2015 (1-9), 2016 (1-8)

CAREER HIGHS

Receptions	15	12/20/14 at Was.
Receiving Yards	152	1/3/16 at NYG
Receiving Long	60	1/3/16 at NYG
Receiving TDs	2	8x, last: 12/29/24 at Sea.

BIRDSEED

- He and his wife, Julie, who is a star defender on the U.S. Women's National Soccer team, married during the 2017 offseason ... In 2018, the couple launched the Ertz Family Foundation, which focuses on providing opportunities for youth to learn the value of exercise, nutrition, leadership, work ethic, accountability and teamwork; improving the quality of education through supporting teachers, students and schools; and restoring hope and building communities for families that need it most
- Graduated from Monte Vista (CA) High School, where he was a first-team all-state selection as a senior after catching 56 passes for 756 yards and 14 TDs ... Also played on the basketball team (went 32-4 and lost in the NorCal finals) ... During his high school career, he faced off against **Sean Mannion** in football and **Michael Clay** in basketball
- Is the son of Lisa and Douglas, and has three younger brothers: Shane, Nic and Jackson ... His father, Douglas, played football at Lehigh University from 1981-84

CAREER HIGHLIGHTS

- A 14-year NFL veteran, Spent the first nine years of his career with the Eagles, earning three consecutive **Pro Bowl** selections (2018, '19, '20) and registering the 2nd-most receptions in team history (579) ... Had stints with Arizona (2021-23) and Washington (2024-25), where he made appearances in the playoffs (2021, '24), including helping Washington make an appearance in the 2024 NFC Championship
- Set the NFL single-season record for receptions by a TE (116, most by any player in Eagles history) in 2018, surpassing **Jason Witten** in 2012 (110) ... His career-high 116 receptions ranked 2nd overall in the NFL, trailing only **Michael Thomas** (125)
- Caught the game-winning TD pass in **Super Bowl LII** at NE (2/4/18) on an 11-yard pass from **Nick Foles** that gave the Eagles a 38-33 lead with 2:21 remaining in regulation to help give the organization their first championship

NOTES TO KNOW

- Ranks 2nd on the Eagles' all-time receptions list (579), behind Pro Football Hall of Famer **Harold Carmichael** (589, 1971-83)

2026 SEASON - EAGLES

2025 SEASON - COMMANDERS

- Started 13 games for Washington, registering 504 yards on 50 catches (10.1 avg.) with 4 TDs before missing the end of the season due to injury

COLLEGE HIGHLIGHTS

- Appeared in 38 games at Stanford and recorded 112 receptions for 1,434 yards and 15 TDs in three seasons
- As a junior, was a unanimous first-team All-American after leading Stanford and all FBS TEs in receiving yards (898) and receptions (69), both

2026 GAME-BY-GAME STATISTICS (PHI)										
Date	**Opp**		**GP/S**	**Rec**	**Yds**	**Avg**	**Lg**	**TD**	**Snaps**	**Pct**
NOT ON NFL ROSTER										
NOT ON NFL ROSTER										
SIGNED BY PHI TO PRACTICE SQUAD (9/22/26)										
Sep 28	at Chi	L	1/0	1	9	9.0	9	0	19	38%
Oct 4	LAR	L	1/0	2	13	6.5	8	0	13	21%
Oct 11	at Jax	L	1/0	0	0	0	0	0	7	11%
Oct 18	Car	L	---	EAGLES PRACTICE SQUAD						
Oct 26	Dal	L	---	EAGLES PRACTICE SQUAD						
Nov 1	at Was	L	---	EAGLES PRACTICE SQUAD						
Nov 8	NYG	L	---	EAGLES PRACTICE SQUAD						
Nov 22	Pit	W	1/0	0	0	0	0	0	6	11%
Nov 26	at Dal									
Dec 6	at Ari									
Dec 13	Ind									
Dec 19	Sea									
Dec 24	Hou									
Jan 3	at SF									
TBD	at NYG									
Totals			**4/0**	**3**	**22**	**7.3**	**9**	**0**	**45**	**7%**

MOST RECEIVING YARDS (TOP TEN)		
Date	**Opponent**	**Yds**
1/3/16	at New York Giants (W, 35-30)	152
11/11/18	vs. Dallas Cowboys (L, 20-27)	145
1/1/17	vs. Dallas Cowboys (W, 27-13)	139
10/21/18	vs. Carolina Panthers (L, 17-21)	138
12/26/15	vs. Washington Redskins (L, 24-38)	122
12/20/14	at Washington Redskins (L, 24-27)	115
12/11/16	vs. Washington Redskins (L, 22-27)	112
9/30/18	at Tennessee Titans (L, 23-26)	112
10/7/18	vs. Minnesota Vikings (L, 21-23)	110
12/23/18	vs. Houston Texans (W, 32-30)	110

school records at the position ... Also named first-team All-Pac-12 and Pac-12 All-Academic honorable mention

TRANSACTIONS

- **2013** - Drafted by PHI in 2nd round (35th overall) ... **1/25/16** - Signed by PHI to 5-year contract extension ... **10/22/20** - Placed on Reserve/Injured (high ankle sprain) ... **12/2/20** - Activated from Reserve/Injured (high ankle sprain) ... **9/20/21** - Placed on Reserve/COVID-19 ... **9/25/21** - Activated from Reserve/COVID-19 ... **10/15/21** - Traded by PHI to ARI for **Tay Gowan** and a 2022 5th-round pick ... **11/26/22** - Placed on Reserve/Injured (knee) ... **10/24/23** - Placed on Reserve/Injured (quadriceps) ... **11/30/23** - Activated from Reserve/Injured (quadriceps) ... **11/30/23** - Released by ARI ... **1/24/24** - Signed by DET to practice squad ... **2/5/24** - Released by DET ... **3/12/24** - Signed by WAS to 1-year contract ... **3/8/25** - Re-signed by WAS to 1-year contract ... **12/10/25** - Placed on Reserve/Injured (torn right ACL) ... **9/22/26** - Signed by PHI to practice squad ... **9/28/26** - Elevated by PHI from practice squad for Week 3 vs. Chicago ... **10/3/26** - Elevated by PHI from practice squad for Week 4 vs. L.A. Rams ... **10/10/26** - Elevated by PHI from practice squad for Week 5 at Carolina ... **11/16/26** - Signed by PHI to active roster from practice squad





ERIK EZUKANMA (PS)

WIDE RECEIVER | 82

(pronounced ez-oo-KAH-muh)

Height: 6-2 **Weight:** 210 **DOB:** Jan. 25, 2000 (Age 26)
NFL Experience: 2nd Year ***(1st with Eagles)*** **Draft:** D4-22 (125th overall) by MIA **Acquired:** FA-26
College: Texas Tech **Hometown (HS):** Fort Worth, TX (Timber Creek)

CAREER STATISTICS

			RECEIVING					OFF SNAPS	
Year	**Team**	**GP/S**	**Rec**	**Yds**	**Avg**	**Lg**	**TD**	**No**	**Pct**
2022	Miami	1/0	1	3	3.0	3	0	10	1%
2023	Miami	2/0	0	0	--	0	0	29	3%
2024	Miami	2/0	0	0	--	0	0	18	2%
2026	Philadelphia	0/0	0	0	--	0	0	0	0%
Totals		**5/0**	**1**	**3**	**3.0**	**3**	**0**	**---**	**---**

ADDITIONAL STATISTICS

Rushing: 5-22 - 2023 (5-22)

CAREER HIGHS

Receptions	1	1/8/23 vs. NYJ
Receiving Yards	3	1/8/23 vs. NYJ
Receiving Long	3	1/8/23 vs. NYJ
Receiving TDs	--	--



BIRDSEED

- Was signed by the Eagles during the 2026 offseason after playing in the UFL for the DC Defenders where he excelled on offense and contributed on special teams in the kickoff return and kickoff coverage teams
- Attended Timber Creek (TX) High School, where he registered 2,471 receiving yards and 32 TDs, finishing his career as the No. 44 overall player in Texas for the 2018 recruiting class

CAREER HIGHLIGHTS

- Originally selected by Miami in the 4th round (125th overall) of the 2022 NFL Draft ... Spent the 2022-24 seasons with the Dolphins, appearing in five contests

COLLEGE HIGHLIGHTS

- Played collegiately at Texas Tech (2018-21), appearing in 35 games (27 starts) and totaling 2,165 yards on 138 catches (15.7 avg.) with 15 TDs and 2 rushing TDs ... Led the Red Raiders in receiving during his final three seasons with the program, becoming the first player at the program to accomplish this feat since **Wayne Walker** from 1985-87

TRANSACTIONS

- **2022** - Drafted by MIA in 4th round (125th overall) ... **9/29/23** - Placed on Reserve/Non-Football Injury (undisclosed) ... **8/27/24** - Waived by MIA ... **8/28/24** - Signed by MIA to practice squad ... **9/21/24** - Elevated by MIA from practice squad for Week 3 at Seattle ... **12/21/24** - Elevated by MIA from practice squad for Week 16 vs. San Francisco ... **12/28/24** - Elevated from practice squad for Week 17 at Cleveland ... 8/26/25 - Waived by MIA ... **8/28/25** - Signed by JAX to practice squad ... **10/7/25** - Waived by JAX ... **6/16/26** - Signed by PHI ... **8/30/26** - Waived by PHI ... **10/7/26** - Signed by PHI to practice squad

2026 GAME-BY-GAME STATISTICS (PHI)										
Date	**Opp**		**GP/S**	**Rec**	**Yds**	**Avg**	**Lg**	**TD**	**Snaps**	**Pct**
NOT ON NFL ROSTER										
NOT ON NFL ROSTER										
NOT ON NFL ROSTER										
NOT ON NFL ROSTER										
SIGNED BY PHI TO PRACTICE SQUAD (10/7/26)										
Oct 11	at Jax	L	---	EAGLES PRACTICE SQUAD						
Oct 18	Car	L	---	EAGLES PRACTICE SQUAD						
Oct 26	Dal	L	---	EAGLES PRACTICE SQUAD						
Nov 1	at Was	L	---	EAGLES PRACTICE SQUAD						
Nov 8	NYG	L	---	EAGLES PRACTICE SQUAD						
Nov 22	Pit	W	---	EAGLES PRACTICE SQUAD						
Nov 26	at Dal									
Dec 6	at Ari									
Dec 13	Ind									
Dec 19	Sea									
Dec 24	Hou									
Jan 3	at SF									
TBD	at NYG									
Totals			**0/0**	**0**	**0**	**---**	**--**	**0**	**0**	**0%**





LEKI FOTU

DEFENSIVE TACKLE | 77

Height: 6-5 **Weight:** 330 **DOB:** Aug. 23, 1998 (Age 28)
NFL Experience: 7th Year *(1st with Eagles)* **Draft:** D4b-20 (131th overall) by ARI) **Acquired:** FA-26
College: Utah **Hometown (HS):** Oakland, CA (Herriman)

CAREER STATISTICS

			TACKLES				PASS RUSH			INTERCEPTIONS					FUMBLES		DEF SNAPS	
Year	Team	GP/S	Total	Solo	Asst	TFL	Sacks	QBH	QBP	Int	Yds	Lg	TD	PD	FF	FR	No	Pct
2020	Arizona	11/0	11	6	5	4	1.0	3	13	0	8.0	--	0	0	0	0	284	36%
2021	Arizona	17/3	19	8	11	2	0.0	0	2	0	0.0	--	0	3	1	0	372	34%
2022	Arizona	17/9	31	13	18	1	0.0	0	3	0	0.0	--	0	0	0	1	499	45%
2023	Arizona	11/9	28	15	13	5	2.5	0	9	0	14.0	--	0	0	0	0	298	40%
2024	N.Y. Jets	2/1	3	1	2	0	0.0	0	1	0	0.0	--	0	0	0	0	46	34%
2025	Las Vegas	6/4	8	3	5	3	1.0	1	2	0	9.0	--	0	0	0	0	147	36%
	Houston	2/0	3	0	3	0	0.0	0	0	0	0.0	--	0	0	0	0	46	36%
	Totals	*8/4*	*11*	*3*	*8*	*3*	*1.0*	*1*	*0*	*0*	*9.0*	--	*0*	*0*	*0*	*0*	---	---
2026	Philadelphia	0/0	0	0	0	0	0.0	0	0	0	0	--	0	0	0	0	0	0%
Totals		**66/26**	**103**	**46**	**57**	**15**	**4.5**	**8**	**30**	**0**	**31.0**	**--**	**0**	**3**	**1**	**1**	**---**	**---**
PLAYOFFS																		
2021	Arizona	1/0	1	0	1	0	0.0	1	0	0	0.0	--	0	0	0	0	0	0%
2025	Houston	2/0	1	0	1	0	0.0	0	0	0	0.0	--	0	0	0	0	0	0%
Totals		**3/0**	**2**	**0**	**2**	**0**	**0.0**	**1**	**0**	**0**	**0.0**	**--**	**0**	**0**	**0**	**0**	**---**	**---**

CAREER HIGHS		
Tackles	4	11/19/23 at Hou.
Sacks	1	4x last: 10/12/25 vs. Ten.
INTs	--	--
PDs	2	10/10/21 vs. SF.
FFs	1	12/19/21 at Det.
FRs	1	1/1/23 at Atl.



BIRDSEED

- Uses the NFL's *My Cause My Cleats* initiative to raise diabetes awareness and support the American Diabetes Association ... Has represented the cause across multiple NFL seasons, including with the Arizona Cardinals (2021-23) and Las Vegas Raiders (2025)
- While at Utah, earned second-team All-America honors from Walter Camp, FWAA and Phil Steele and third-team honors from the AP in 2019 ... Also earned 2019 All-America honors and was a two-time first-team All-Pac-12 selection (2018-19)
- Before focusing on football, played rugby and earned a spot on the USA Rugby Boys High School All-American team ... Trained with the London Wasps in 2013

2026 SEASON - EAGLES

2025 SEASON - RAIDERS & TEXANS

- Appeared in eight games (four starts) during the 2025 season with the Raiders and Texans ... Recorded 9 tackles (3 solo), 1.0 sack, one forced fumble and three tackles for loss

COLLEGE HIGHLIGHTS

- Played collegiately at Utah (2016-19) ... Started all 13 games at right tackle in 2019 and served as a team captain ... Recorded 29 tackles, 9.0 tackles for loss and two pass breakups ... Named Pac-12 Defensive Lineman of the Week after recording three tackles, including 1.5 tackles for loss and 1.0 sack, against California

2026 GAME-BY-GAME STATISTICS (PHI)												
Date	**Opp**		**GP/S**	**Tot**	**Solo**	**Sk**	**Int**	**PD**	**FF**	**FR**	**Snaps**	**Pct**
NOT ON NFL ROSTER												
NOT ON NFL ROSTER												
NOT ON NFL ROSTER												
NOT ON NFL ROSTER												
NOT ON NFL ROSTER												
NOT ON NFL ROSTER												
NOT ON NFL ROSTER												
NOT ON NFL ROSTER												
NOT ON NFL ROSTER												
SIGNED BY PHI TO PRACTICE SQUAD (11/17/26)												
Nov 22	Pit	W	---	EAGLES PRACTICE SQUAD								
Nov 26	at Dal											
Dec 6	at Ari											
Dec 13	Ind											
Dec 19	Sea											
Dec 24	Hou											
Jan 3	at SF											
TBD	at NYG											
Totals			**0/0**	**0**	**0**	**0.0**	**0**	**0**	**0**	**0**	**0**	**0%**

- In 2018, played in all 14 games with 13 starts .. Recorded 33 tackles, 5.5 tackles for loss and 3.0 sack .... Played in all 13 games with two starts in 2017 ... Recorded 22 tackles, 3.5 tackles for loss and a fumble recovery

TRANSACTIONS

- **2020** - Drafted by ARI ... **11/14/20** - Placed on Injured Reserve (ankle) ... **8/12/21** - Placed on Reserve/Non-Football Injury (COVID-19) ... **11/21/23** - Placed on Injured Reserve (hand) ... **3/14/24** - Signed by NYJ to one-year contract ... **8/27/24** - Placed on Injured Reserve (hamstring) ... **10/31/24** - Placed on Injured Reserve (knee) ... **3/25/25** - Signed by LV to one-year contract ... **12/16/25** - Waived by LV ... **12/23/25** - Signed by HOU to practice squad ... **12/26/25** - Released by HOU from practice squad for Week 17 at L.A. Rams... **1/5/26** - Signed by HOU to practice squad ... **1/19/26** - Signed by HOU to practice squad ... **1/26/26** - Released from HOU ... **4/30/26** - Signed by NYG ... **8/29/26** - Released by NYG ... **11/17/26** - Signed by PHI to practice squad





DALLAS GOEDERT

TIGHT END | 88

(pronounced GOD-ert)

Height: 6-5 **Weight:** 256 **DOB:** Jan. 3, 1995 (Age 31)
NFL Experience: 9th Year *(9th with Eagles)* **Draft:** D2-18 (49th overall) by PHI
College: South Dakota State **Hometown (HS):** Britton, SD (Britton-Hecla)

SUPER BOWL CHAMPION: 2024 (LIX)

CAREER STATISTICS

			RECEIVING					OFF SNAPS	
Year	**Team**	**GP/S**	**Rec**	**Yds**	**Avg**	**Lg**	**TD**	**No**	**Pct**
2018	Philadelphia	16/8	33	334	10.1	32t	4	525	48%
2019	Philadelphia	15/9	58	607	10.5	28t	5	781	66%
2020	Philadelphia	11/9	46	524	11.4	41	3	602	53%
2021	Philadelphia	15/14	56	830	14.8	45	4	781	70%
2022	Philadelphia	12/12	55	702	12.8	31	3	735	62%
2023	Philadelphia	14/14	59	592	10.0	49	3	809	71%
2024	Philadelphia	10/10	42	496	11.8	61	2	446	39%
2025	Philadelphia	15/15	60	591	9.9	36	11	787	80%
2026	Philadelphia	8/7	32	346	10.8	43t	2	373	60%
Totals		**116/98**	**441**	**5,022**	**11.4**	**61**	**37**	**---**	**---**
PLAYOFFS									
2018	Philadelphia	2/0	2	20	10.0	10t	1	50	42%
2019	Philadelphia	1/1	7	73	10.4	17	0	67	97%
2021	Philadelphia	1/1	6	92	15.3	28	0	59	89%
2022	Philadelphia	3/3	16	141	8.8	23	1	203	93%
2023	Philadelphia	1/1	4	21	5.3	10	1	48	81%
2024	Philadelphia	4/4	17	215	12.6	31	1	235	88%
2025	Philadelphia	1/1	4	33	8.3	15	1	67	92%
Totals		**12/10**	**56**	**595**	**10.6**	**31**	**5**	**---**	**---**

ADDITIONAL STATISTICS

Fumbles/Lost: 6/3 - 2019 (2/2), 2021 (1/0), 2022 (1/1), 2024 (2/0)

Rushing: 1-1 - 2023 (1-1) **Postseason Rushing:** 2-13 - 2024 (2-13)

Kickoff Returns: 1-16 - 2019 (1-16) **Special Teams Tackles:** 5 - 2018 (3), 2019 (2)

Postseason Special Teams Tackles: 1 - 2018 (1)

CAREER HIGHS

Receptions	10	9/22/24 at NO
Receiving Yards	170	9/22/24 at NO
Receiving Long	61	9/22/24 at NO
Receiving TDs	2	5x, last: 9/13/26 vs. Was.



BIRDSEED

- Is a skilled unicyclist who used to ride in parades throughout neighborhoods around Britton, SD ... Considers learning how to ride a six-foot unicycle at 12 years old as the greatest feat of his unicycling career
- Played nine-man football lining up as a WR, RB, and LB at Britton-Hecla (SD) High School due to the small population in his hometown
- Represented Feeding America's BackPack Program through the NFL's *My Cause My Cleats* initiative in 2024 ... The backpack program offers families free groceries for weekends and school breaks that include healthy, easy-to-prepare food for kid-friendly meals ... Has also supported the Wawa Foundation through *MCMC*, championing life-saving research and care for people in need, leading hunger relief efforts, and supporting the heroes making a difference in the community

CAREER HIGHLIGHTS

- Is the Eagles' all-time leader in postseason receptions (52)
- Paced the team in catches (17) and receiving yards (215) during Philadelphia's **Super Bowl LIX**-winning playoff run ... Finished with the most receiving yards by a TE in a single postseason in franchise history
- Also led the Eagles with 16 receptions for 141 yards and 1 TD during the 2022 playoffs, earning a Super Bowl LVII berth ... Has been a part of six playoff teams during his first seven NFL seasons

NOTES TO KNOW

- Ranks 4th among NFL TEs in YAC per reception (5.8) dating back to 2021, behind **Jonnu Smith** (6.4), **George Kittle** (6.3) and **David Njoku** (5.9) in that category (min. 200 catches)
- Has registered the 3rd-most receptions (441), 3rd-most receiving TDs (37) and 4th-most receiving yards (5,022) by a TE in franchise history

2026 SEASON - EAGLES

- Caught 4 passes for 77 yards (19.3 avg.) with 2 TDs in the 24-22 win versus Washington (9/13/26) ... His 43-yard TD catch with 6:02 remaining in the fourth quarter was the longest scoring reception of his career

2025 SEASON - EAGLES

- Appeared in 15 contests (15 starts), registering a career-high 11 TDs on 60 receptions for 591 yards (9.9 avg.) ... Notched 2 TDs (1 rushing, 1 receiving) in the NFC Wild Card Playoff game vs. San Francisco (1/11/26)
- Notched a career-high-tying 2 scrimmage TDs, including a 1-yard rushing TD during the first quarter and a 9-yard TD reception during the second quarter versus San Francisco (1/11/26) ... Is just the sixth TE in NFL history to produce a rushing TD and receiving TD in the same game (only TE to do so in the playoffs)
- Set the Eagles TE record for single-season receiving TDs (11) on a 1-yard TD catch in the first quarter of the 13-12 win at Buffalo (12/28/25) ... Tied **A.J. Brown** (2022) for the 5th-most single-season receiving TDs (11) in team history, behind **Terrell Owens** in 2004 (14), **Mike Quick** in 1983 (13) and **Tommy McDonald** in 1960 (13) and 1961 (13)
- Tied **Pete Retzlaff** (1965) for the most single-season receiving TDs by a

2026 GAME-BY-GAME STATISTICS (PHI)										
Date	**Opp**		**GP/S**	**Rec**	**Yds**	**Avg**	**Lg**	**TD**	**Snaps**	**Pct**
Sep 13	Was	W	1/1	4	77	19.3	43t	2	52	95%
Sep 20	at Ten	W	1/1	1	4	4.0	4	0	19	25%
Sep 28	at Chi	L	0/0	INACTIVE						
Oct 4	LAR	L	0/0	INACTIVE						
Oct 11	at Jax	L	1/0	6	38	6.3	17	0	43	69%
Oct 18	Car	L	1/1	6	61	10.2	18	0	52	81%
Oct 26	Dal	L	1/1	5	48	9.6	18	0	48	73%
Nov 1	at Was	L	1/1	4	30	7.5	16	0	55	80%
Nov 8	NYG	L	1/1	5	50	10.0	19	0	57	81%
Nov 22	Pit	W	1/1	1	38	38.0	38	0	47	89%
Nov 26	at Dal									
Dec 6	at Ari									
Dec 13	Ind									
Dec 19	Sea									
Dec 24	Hou									
Jan 3	at SF									
TBD	at NYG									
Totals			**8/7**	**32**	**346**	**10.8**	**43t**	**2**	**373**	**60%**

First job: Owned a lawn care company ... Surprisingly good at: Unicycling ... Favorite athletes growing up: Brett Favre and Aaron Rodgers ... Favorite TV show: *The Office* ... Favorite music: Country



TE in franchise history (10) on a 15-yard receiving TD in the third quarter of the 29-18 win at Washington (12/20/25)

- Led the team with 70 receiving yards and a career-high-tying 2 TDs (third time this season) on 6 receptions (11.7 avg.) in the victory vs. Las Vegas (12/14/25) ... Became the fifth player in franchise history to reach 400+ career receptions, joining **Harold Carmichael** (589, 1971-83), **Zach Ertz** (579, 2013-21), **Pete Retzlaff** (452, 1956-66) and **Brian Westbrook** (426, 2002-09)
- Finished with 28 yards and a career-high-tying 2 receiving TDs (second time this season) on 3 receptions (9.3 avg.) in the win vs. N.Y. Giants (10/26/25) ... Joined **Travis Kelce** (2022) and **Rob Gronkowski** (2015) as the only NFL TEs to record 7+ receiving TDs in their first seven games played in a season
- Posted 4 receptions for 37 yards (9.3 avg.) and tied his career-high with 2 receiving TDs in the 31-25 win at Tampa Bay (9/28/25)

COLLEGE HIGHLIGHTS

- A two-time first-team FCS All-America selection (2016-17) and two-time FCS Walter Payton Award finalist (2016-17) at South Dakota State, where he finished with the 3rd-most catches (198), 4th-most receiving yards (2,988) and 5th-most receiving TDs (21) in school history
- Over his last two years with the Jackrabbits, led all FCS TEs in catches (164) and receiving yards (2,404) while ranking 2nd in TDs (18)
- As a senior in 2017, earned first-team All-MVFC honors after leading nationally-ranked South Dakota State with 72 receptions and 1,111 receiving yards ... Ranked 2nd on the team with 7 TDs
- Received all-conference honors as a junior in 2016 after setting a single-season school record with 92 catches ... His 1,293 receiving yards were the 5th-most in Jackrabbits history (most by a TE)

TRANSACTIONS

- **2018** - Drafted by PHI in 2nd round (49th overall) ... **9/29/20** - Placed on Reserve/Injured (ankle) ... **10/31/20** - Activated from Reserve/Injured (ankle) ... **10/12/21** - Placed on Reserve/COVID-19 ... **10/21/21** - Activated from Reserve/COVID-19 ... **11/19/21** - Signed by PHI to 4-year contract extension ... **1/3/22** - Placed on Reserve/COVID-19 ... **1/10/22** - Activated from Reserve/COVID-19 ... **11/16/22** - Placed on Reserve/Injured (shoulder) ... **12/20/22** - Activated from Reserve/Injured (shoulder) ... **12/7/24** - Placed on Reserve/Injured (knee) ... **1/4/25** - Activated from Reserve/Injured (knee)

MOST RECEIVING YARDS		
Date	**Opponent**	**Yds**
9/22/24	at New Orleans Saints (W, 15-12)	170
12/21/21	vs. Washington Commanders (W, 27-17)	135
10/8/23	at Los Angeles Rams (W, 23-14)	117
10/9/25	at New York Giants (L, 17-34)	110
12/5/21	at New York Jets (W, 33-18)	105
9/13/20	at Washington Commanders (L, 17-27)	101



JONATHAN GREENARD

OUTSIDE LINEBACKER | 52

(pronounced gruh-NARD)

Height: 6-3 **Weight:** 259 **DOB:** May 25, 1997 (Age 29)
NFL Experience: 7th Year *(1st with Eagles)* **Draft:** D3-20 (90th overall) by HOU **Acquired:** T-Min-26
College: Florida **Hometown (HS):** Hiram, GA (Hiram)

PRO BOWL: 2024

CAREER STATISTICS

			TACKLES				PASS RUSH			INTERCEPTIONS					FUMBLES		DEF SNAPS	
Year	**Team**	**GP/S**	**Total**	**Solo**	**Asst**	**TFL**	**Sacks**	**QBH**	**QBP**	**Int**	**Yds**	**Lg**	**TD**	**PD**	**FF**	**FR**	**No**	**Pct**
2020	Houston	13/1	18	9	9	2	1.0	3	8	0	0	--	0	1	0	0	265	24%
2021	Houston	12/12	33	23	10	9	8.0	12	21	0	0	--	0	4	2	0	413	36%
2022	Houston	8/4	16	9	7	6	1.5	4	12	1	39	39t	1	1	0	1	284	24%
2023	Houston	15/15	52	36	16	15	12.5	22	59	0	0	--	0	2	1	0	632	55%
2024	Minnesota	17/17	59	41	18	18	12.0	22	69	0	0	--	0	3	4	0	918	81%
2025	Minnesota	12/10	38	19	19	10	3.0	12	41	0	0	--	0	3	1	0	559	52%
2026	Philadelphia	7/5	6	4	2	2	2.0	4	13	0	0	--	0	0	1	0	188	27%
Totals		**84/64**	**222**	**141**	**81**	**62**	**40.0**	**79**	**223**	**1**	**39**	**39t**	**1**	**14**	**9**	**1**	**---**	**---**
PLAYOFFS																		
2023	Houston	2/1	5	4	1	1	0.0	1	6	0	0	--	0	0	0	0	65	47%
2024	Minnesota	1/1	3	2	1	0	0.0	1	3	0	0	--	0	0	0	0	53	100%
Totals		**3/2**	**8**	**6**	**2**	**1**	**0.0**	**2**	**9**	**0**	**0**	**--**	**0**	**0**	**0**	**0**	**---**	**---**

ADDITIONAL STATISTICS

Special Teams Tackles: 1 - 2020 (1)

CAREER HIGHS

Tackles	9	1/3/21 vs. Ten.
Sacks	3	9/22/24 vs. Hou.
INTs	1	1/8/23 at Ind.
PDs	2	10/5/23 at Cle.
FFs	1	9x, last: 9/28/26 at Chi.
FRs	1	12/24/22 at Ten.



BIRDSEED

- Created the Greenard Foundation, which aims to support underserved kids and their football dreams through camps by providing access to skill-building, mentorship and coaching ... Represented the foundation through the NFL's *My Cause My Cleats* initiative in 2025

CAREER HIGHLIGHTS

- Originally selected as a 3rd round draft choice (90th overall) by Houston in the 2020 NFL Draft ... Spent the first six seasons of his career with Houston (2020-23) and Minnesota (2024-25), playing in 77 games (58 starts) and recording 216 tackles (137 solo), 210 pressures, 75 QB hits, 60 TFLs, 38.0 sacks, 8 FFs
- Earned his first career Pro Bowl honors in 2024 after posting 59 tackles (41 solo), 69 pressures (career-high), 22 QB hits, 18 TFLs, 12.0 sacks (T-5th most in NFL) and 4 FFs

2026 SEASON - EAGLES

-

2025 SEASON - VIKINGS

- Appeared in 12 games (10 starts), totaling 41 pressures, 38 tackles (19 solo), 12 QB hits and 3.0 sacks in 559 defensive snaps

COLLEGE HIGHLIGHTS

- Played collegiately at Louisville (2015-18) and Florida (2019), appearing in 38 contests, registering 122 tackles, 19.0 sacks, 4 FFs, 2 INTs ... With the Gators in 2019, he led the SEC in both tackles for loss (15.5) and sacks (9.5), earning first-team All-SEC honors

2026 GAME-BY-GAME STATISTICS (PHI)												
Date	**Opp**		**GP/S**	**Tot**	**Solo**	**Sk**	**Int**	**PD**	**FF**	**FR**	**Snaps**	**Pct**
Sep 13	Was	W	0/0	INACTIVE								
Sep 20	at Ten	W	0/0	INACTIVE								
Sep 28	at Chi	L	1/0	1	1	0.0	0	0	1	0	18	25%
Oct 4	LAR	L	1/1	0	0	0.0	0	0	0	0	19	23%
Oct 11	at Jax	L	0/0	INACTIVE								
Oct 18	Car	L	1/1	0	0	0.0	0	0	0	0	24	30%
Oct 26	Dal	L	1/1	0	0	0.0	0	0	0	0	29	43%
Nov 1	at Was	L	1/1	1	1	0.0	0	0	0	0	28	47%
Nov 8	NYG	L	1/1	3	1	1.0	0	0	0	0	36	54%
Nov 22	Pit	W	1/0	1	1	1.0	0	0	0	0	34	48%
Nov 26	at Dal											
Dec 6	at Ari											
Dec 13	Ind											
Dec 19	Sea											
Dec 24	Hou											
Jan 3	at SF											
TBD	at NYG											
Totals			**7/5**	**6**	**4**	**2.0**	**0**	**0**	**1**	**0**	**188**	**27%**



TRANSACTIONS

- **2020** - Drafted by HOU in 3rd round (90th overall) ... **12/18/21** - Placed on Reserve/COVID-19 ... **12/29/21** - Activated from Reserve/COVID-19 ... **10/19/22** - Placed on Reserve/Injured (calf) ... **12/17/22** - Activated from Reserve/Injured (calf) ... **3/13/24** - Signed by MIN to 4-year contract ... **12/17/25** - Placed on Reserve/Injured (shoulder) ... **4/24/26** - Traded by MIN to PHI for 2026 and 2027 3rd-round draft picks ... **4/27/26** - Re-signed by PHI to 4-year contract ... **7/29/26** - Placed on Active/Physically Unable to Perform



GABE HALL (PS)

DEFENSIVE TACKLE | 96

Height: 6-6 **Weight:** 295 **DOB:** Jan. 12, 2001 (Age 25)
NFL Experience: 1st Year *(1st with Eagles)* **Draft:** UDFA-24 by PHI
College: Baylor **Hometown (HS):** Waller, TX (Waller)

SUPER BOWL CHAMPION: 2024 (LIX) (PS)

CAREER STATISTICS

			TACKLES				PASS RUSH			INTERCEPTIONS					FUMBLES		DEF SNAPS	
Year	Team	GP/S	Total	Solo	Asst	TFL	Sacks	QBH	QBP	Int	Yds	Lg	TD	PD	FF	FR	No	Pct
2025	Philadelphia	2/0	0	0	0	0	0.0	0	0	0	0	--	0	0	0	0	13	1%
2026	Philadelphia	1/0	1	1	0	1	1.0	1	1	0	0	--	0	0	0	0	8	1%
Totals		**3/0**	**1**	**1**	**0**	**1**	**1.0**	**1**	**1**	**0**	**0**	**--**	**0**	**0**	**0**	**0**	**---**	**---**
PLAYOFFS																		
2025	Philadelphia	0/0	0	0	0	0	0.0	0	0	0	0	--	0	0	0	0	0	0%
Totals		**0/0**	**0**	**0**	**0**	**0**	**0.0**	**0**	**0**	**0**	**0**	**--**	**0**	**0**	**0**	**0**	**0**	**0%**

CAREER HIGHS

Tackles	1	11/22/26 vs. Pit.
Sacks	1.0	11/22/26 vs. Pit.
INTs	--	---
PDs	--	---
FFs	--	---
FRs	--	---



BIRDSEED

- A three-star, dual-sport athlete out of Waller (TX) High School ... Played football and competed in track and field throwing shot put
- Majored in communications during his time at Baylor

CAREER HIGHLIGHTS

- Contributed to the Eagles **Super Bowl LIX**-winning roster during his rookie campaign in 2024

2026 SEASON - EAGLES

- Registered his first career sack when he brought down Steelers QB **Aaron Rodgers** with 10:25 remaining in the fourth quarter of the 19-16 win vs. Pittsburgh (11/22/26)

2025 SEASON - EAGLES

- Was a member of the Eagles practice squad, being elevated for Week 1 vs. Dallas and Week 6 at N.Y. Giants where he contributed on both defense and special teams

COLLEGE HIGHLIGHTS

- Played five seasons at Baylor (2019-23), recording 76 tackles (38 solo), 17 TFLs, 12.5 sacks, 3 PDs, 1 FF and 1 FR in 47 games (32 starts)
- Earned All-Big 12 honorable mention in 2022, when he recorded 36 tackles (16 solo), 5.5 TFLs, 4.5 sacks and 1 FR-TD ... Voted the Big 12 Defensive Player of the Week after posting 3.0 sacks vs. Texas Tech (10/29/22) ... In 2021, helped Baylor capture the Big 12 Championship along with a Sugar Bowl victory over Ole Miss (1/1/22) ... Registered 17 tackles (11 solo) with a career-high 7 TFLs and 6.0 sacks in 2021

TRANSACTIONS

- **2024** - Signed by PHI as UDFA ... **8/27/24** - Waived by PHI ... **8/28/24** - Signed by PHI to practice squad ... **2/14/25** - Signed by PHI to reserve/future contract ... **9/9/25** - Waived by PHI ... **9/11/25** - Signed by PHI to practice squad ... **1/12/25** - Signed by PHI to future/reserve contract ... **8/30/26** - Waived by PHI ... **8/31/26** - Signed by PHI to practice squad ... **9/22/26** - Waived by PHI ... **9/30/26** - Signed by PHI to practice squad ... **11/21/26** - Elevated by PHI from practice squad for Week 11 vs. Pittsburgh

2026 GAME-BY-GAME STATISTICS (PHI)												
Date	**Opp**		**GP/S**	**Tot**	**Solo**	**Sk**	**Int**	**PD**	**FF**	**FR**	**Snaps**	**Pct**
Sep 13	Was	W	---	EAGLES PRACTICE SQUAD								
Sep 20	at Ten	W	---	EAGLES PRACTICE SQUAD								
NOT ON NFL ROSTER												
SIGNED BY PHI TO PRACTICE SQUAD (9/30/26)												
Oct 4	LAR	L	---	EAGLES PRACTICE SQUAD								
Oct 11	at Jax	L	---	EAGLES PRACTICE SQUAD								
Oct 18	Car	L	---	EAGLES PRACTICE SQUAD								
Oct 26	Dal	L	---	EAGLES PRACTICE SQUAD								
Nov 1	at Was	L	---	EAGLES PRACTICE SQUAD								
Nov 8	NYG	L	---	EAGLES PRACTICE SQUAD								
Nov 22	Pit	W	1/0	1	1	1.0	0	0	0	0	8	11%
Nov 26	at Dal											
Dec 6	at Ari											
Dec 13	Ind											
Dec 19	Sea											
Dec 24	Hou											
Jan 3	at SF											
TBD	at NYG											
Totals			**1/0**	**1**	**1**	**1.0**	**0**	**0**	**0**	**0**	**8**	**1%**





JALYX HUNT

OUTSIDE LINEBACKER | 58

(pronounced JAY-lix)

Height: 6-3 **Weight:** 252 **DOB:** March 13, 2001 (Age 25)
NFL Experience: 3rd Year *(3rd with Eagles)* **Draft:** D3-24 (94th overall) by PHI
College: Houston Christian **Hometown (HS):** DeBary, FL (University)

SUPER BOWL CHAMPION: 2024 (LIX)

CAREER STATISTICS

			TACKLES				PASS RUSH			INTERCEPTIONS					FUMBLES		DEF SNAPS	
Year	Team	GP/S	Total	Solo	Asst	TFL	Sacks	QBH	QBP	Int	Yds	Lg	TD	PD	FF	FR	No	Pct
2024	Philadelphia	16/1	17	11	6	1	1.5	3	9	0	0	--	0	1	2	0	241	23%
2025	Philadelphia	17/9	52	28	24	9	6.5	24	57	3	53	42t	1	3	2	1	693	62%
2026	Philadelphia	9/6	19	15	4	2	0.0	6	24	0	0	--	0	2	0	0	360	52%
Totals		**42/16**	**88**	**54**	**34**	**12**	**8.0**	**33**	**90**	**3**	**53**	**42t**	**1**	**6**	**4**	**1**	**---**	**---**
PLAYOFFS																		
2024	Philadelphia	4/0	9	6	3	1	1.5	3	8	0	0	--	0	0	0	0	103	38%
2025	Philadelphia	1/0	0	0	0	0	0.0	0	1	0	0	--	0	0	0	0	28	47%
Totals		**5/0**	**9**	**6**	**3**	**1**	**1.5**	**3**	**9**	**0**	**0**	**--**	**0**	**0**	**0**	**0**	**---**	**---**

ADDITIONAL STATISTICS

Special Teams Tackles: 4 - 2024 (4) **Postseason Special Teams Tackles:** 1 - 2024 (1)

CAREER HIGHS

Tackles	8	12/8/25 at LAC
Sacks	2.5	12/8/25 at LAC
INTs	1	3x, last: 1/4/26 vs. Was.
PDs	1	6x, last: 10/11/26 at Jax.
FFs	1	3x, last: 9/28/25 at TB
FRs	1	1/4/26 vs. Was.



BIRDSEED

- Is the first Houston Christian alum to be drafted by an NFL team
- After being fined for his sack celebration in the Super Bowl, he focused attention of fans who wanted to cover the fine towards supporting the Barbers Who Care organization to support Boys' Latin Charter School and their trips to tour colleges ... In March 2025, Hunt presented the school with a check for over $25,000 through money raised
- Hosted his first annual Turkey Drive at the Booker T. Washington Community Center in Chester, PA ... The event invited families in need to receive Turkeys and items they could prepare for Thanksgiving
- Originally started his collegiate career as a safety at Cornell before experiencing a growth spurt that led him to transition to DL/LB ... Was a standout WR and DB at University (FL) High School, where he earned all-county honors after leading in yards per catch (23.8) as a senior
- Was given his name, Jalyx, because his mother's favorite fragrance is Calyx, and everyone in his family's name begins with the letter 'J' ... Credits his love for cologne to the origin of his unique name

CAREER HIGHLIGHTS

- In 2025, became the first Eagle in franchise history to lead the team in sacks (6.5) and INTs (3) in the same season
- A member of Philadelphia's for Philadelphia's **Super Bowl LIX**-winning team, seeing action on defense and special teams

2026 SEASON - EAGLES

-

2025 SEASON - EAGLES

- Played in all 17 games (nine starts), posting 52 tackles (28 solo), 57 pressures, 24 QB hits, and led the team in both sacks (6.5) and INTs (3) ... Became the first Eagle in team history to lead the team in both sacks and INTs in the same season

2026 GAME-BY-GAME STATISTICS (PHI)												
Date	**Opp**		**GP/S**	**Tot**	**Solo**	**Sk**	**Int**	**PD**	**FF**	**FR**	**Snaps**	**Pct**
Sep 13	Was	W	1/1	3	1	0.0	0	0	0	0	53	76%
Sep 20	at Ten	W	1/1	5	5	0.0	0	0	0	0	42	79%
Sep 28	at Chi	L	1/1	3	2	0.0	0	0	0	0	53	74%
Oct 4	LAR	L	1/0	1	1	0.0	0	1	0	0	63	75%
Oct 11	at Jax	L	1/1	3	3	0.0	0	1	0	0	31	43%
Oct 18	Car	L	0/0	INACTIVE								
Oct 26	Dal	L	1/1	2	1	0.0	0	0	0	0	25	37%
Nov 1	at Was	L	1/0	0	0	0.0	0	0	0	0	21	35%
Nov 8	NYG	L	1/0	2	2	0.0	0	0	0	0	29	43%
Nov 22	Pit	W	1/1	3	1	0.0	0	0	0	0	43	61%
Nov 26	at Dal											
Dec 6	at Ari											
Dec 13	Ind											
Dec 19	Sea											
Dec 24	Hou											
Jan 3	at SF											
TBD	at NYG											
Totals			**9/6**	**22**	**16**	**0.0**	**0**	**2**	**0**	**0**	**360**	**52%**



- Registered 1 INT and 1 FR in the contest vs. the Commanders (1/4/26), becoming the first Eagle to have an INT and FR in the same game since **T.J. Edwards** on 11/21/21 vs. New Orleans
- Brought down Bills QB **Josh Allen** twice in the 13-12 win at Buffalo (12/28/25) ... His two sacks marked the second time in four games where he has registered 2.0+ sacks
- Posted career highs in tackles (8) and sacks (2.5) while recording 6 pressures in the game at L.A. Chargers (12/8/25)
- Totaled a career-high 9 pressures , 4 tackles and 1.0 sack in the 38-20 win vs. N.Y. Giants (10/27/25)
- Registered 5 pressures, 2 QB hits and 1 INT-TD in the 28-22 win at Minnesota (10/19/25) ... Intercepted Vikings QB **Carson Wentz** on third-and-5, returning it 42 yards for his first career TD to give the Eagles a 14-3 lead with 13:26 remaining in the second quarter

COLLEGE HIGHLIGHTS

- Spent four seasons at Houston Christian (2022-23) and Cornell (2019-21) ... Combined for 162 tackles (74 solo), 20.5 TFLs, 13.5 sacks, 6 PDs, 5 FFs, 4 FRs and 1 INT-TD in 38 career games ... Finished his career at Houston Christian playing 22 contests at the hybrid/EDGE position
- Voted the Southland Conference Defensive Player of the Year in 2023 after recording 46 tackles (19 solo), 9 TFLs, 6.5 sacks, 3 PDs, 2 FFs, 2 FRs and 1 INT-TD in 10 games ... In his first season at Houston Christian in 2022, garnered second-team All-Southland Conference recognition after posting 87 tackles (39 solo), 11.5 TFLs (led conference), 7.0 sacks (2nd in conference), 3 FFs, 2 PDs and 1 FR in 11 appearances
- Began his career at Cornell, where he played safety and produced 29 tackles (16 solo) with 1 PD and 1 FR in 17 contests

TRANSACTIONS

- **2024** - Drafted by PHI in 3rd round (94th overall)

Hobbies: Solving puzzles, watching anime, playing video games, and listening to music ... Surprisingly good at: Drawing and painting ... If he could play another sport, what position/team: Shortstop, Baltimore Orioles ... If he could have a career outside of sports: Would be a video producer for TV shows or YouTube channels ... Favorite movie: *Now You See Me* ... Favorite TV show: *The Office* ... Favorite music/artists: Hip-hop and R&B; Aaliyah, SZA, J. Cole, The Internet



JALEN HURTS (IR)

QUARTERBACK | 1

Height: 6-1 **Weight:** 223 **DOB:** Aug. 7, 1998 (Age 28)
NFL Experience: 7th Year *(7th with Eagles)* **Draft:** D2-20 (53rd overall) by PHI
College: Oklahoma **Hometown (HS):** Channelview, TX (Channelview)

SUPER BOWL CHAMPION: 2024 (LIX) SUPER BOWL MVP: 2024 (LIX) ALL-PRO: 2022 PRO BOWL: 2022, 2023, 2025

CAREER STATISTICS

			PASSING										RUSHING					OFF SNAPS	
Year	Team	GP/S	Att	Cmp	Pct	Yds	Y/A	TD	Int	Lg	Sk/Yds	Rate	Att	Yds	Avg	Lg	TD	No	Pct
2020	Philadelphia	15/4	148	77	52.0	1,061	7.2	6	4	81t	13/59	77.6	63	354	5.6	24	3	334	30%
2021	Philadelphia	15/15	432	265	61.3	3,144	7.3	16	9	91	26/150	87.2	139	784	5.6	31	10	954	85%
2022	Philadelphia	15/15	460	306	66.5	3,701	8.0	22	6	68	38/231	101.5	165	760	4.6	42	13	1,028	87%
2023	Philadelphia	17/17	538	352	65.4	3,858	7.2	23	15	63t	36/222	89.1	157	605	3.9	24	15	1,103	96%
2024	Philadelphia	15/15	361	248	68.7	2,903	8.0	18	5	67t	38/271	103.7	150	630	4.2	35	14	934	81%
2025	Philadelphia	16/16	454	294	64.8	3,224	7.1	25	6	79t	32/181	98.5	105	421	4.0	29	8	965	97%
2026	Philadelphia	5/5	154	89	57.8	933	6.1	8	3	64	13/80	84.7	23	107	4.7	22	1	300	48%
Totals		**98/87**	**2,547**	**1,631**	**64.0**	**18,824**	**7.4**	**118**	**48**	**91**	**196/1,194**	**93.8**	**802**	**3,661**	**4.6**	**42**	**64**	**---**	**---**
PLAYOFFS																			
2021	Philadelphia	1/1	43	23	53.5	258	6.0	1	2	35	2/14	60.0	8	39	4.9	11	0	66	100%
2022	Philadelphia	3/3	87	58	66.7	579	6.7	3	0	45t	4/8	96.9	35	143	4.1	28	5	210	96%
2023	Philadelphia	1/1	35	25	71.4	250	7.1	1	0	55	3/16	100.9	1	5	5.0	5	0	57	97%
2024	Philadelphia	4/4	91	65	71.4	726	8.0	5	1	46t	13/100	108.6	34	194	5.7	44t	5	256	96%
2025	Philadelphia	1/1	35	20	57.1	168	4.8	1	0	20	1/1	79.2	5	14	2.8	4	0	73	100%
Totals		**10/10**	**291**	**191**	**65.6**	**1,981**	**6.8**	**11**	**3**	**55**	**23/139**	**93.4**	**83**	**395**	**4.8**	**44t**	**10**	**---**	**---**

ADDITIONAL STATISTICS

Fumbles/Lost: 56/20 - 2020 (9/2), 2021 (9/2), 2022 (9/2), 2023 (9/5), 2024 (9/5), 2025 (8/4), 2026 (3/0) **Postseason Fumbles/Lost:** 4/1 - 2021 (1/0), 2022 (2/1), 2024 (1/0)

Receptions: 1-3 - 2020 (1-3)

CAREER HIGHS

Pass Attempts	48	10/3/21 vs. KC
Completions	32	10/3/21 vs. KC
Passing Yards	387	10/3/21 vs. KC
Yards/Attempt	14.2	10/19/25 at Min.
Passing Long	91	9/19/21 vs. SF
Passing TDs	4	3x, last: 10/26/25 vs. NYG
Completion %	83.9	9/19/22 vs. Min
Passer Rating	158.3	10/19/25 at Min.
Rush Attempts	18	2x, last: 11/21/21 vs. NO
Rushing Yards	157	11/27/22 vs. GB
Rushing Long	44t	1/19/25 vs. LAR (Div.)
Rushing TDs	3	5x, last: 1/26/25 vs. Was. (CC)
Total Yards	434	10/3/21 vs. KC
Total TDs	5	11/26/23 vs. Buf.



BIRDSEED

- Launched the Jalen Hurts Foundation during the spring of 2024 with a mission to strengthen communities by servicing and advancing the youth ... The "Keep it Cool" campaign has impacted thousands of students by donating money to install air conditioners in city schools ... Helps fund unique opportunities for local programs such as the KB Foundation, a youth mentorship nonprofit ... Recognized as the 2024 Philadelphia Citizen of the Year for his community outreach
- Authored a children's book, entitled *Better Than a Touchdown*, which released in March 2026 ... Making a dream of his into a reality, Hurts hopes the project strikes a chord of resilience, encourages self-belief, and resonates with kids, teachers, mentors and parents
- Is an avid advocate of women in sports, surrounding himself with an all-female team of representatives ... Believes in empowering women and validating that they have equality in what they strive to do
- Selected as the global flag football ambassador for the 2028 Summer Olympics, which will debut men's and women's flag football events ... Also supports the Eagles Girls Flag Football League Championships
- Embraces the Eagles' legacy of Black QBs and maintains relationships with legends such as **Randall Cunningham**, **Donovan McNabb** and **Michael Vick** ... Each of them motivated him growing up, as he used to watch their highlights for inspiration during personal workouts
- For the NFL's *My Cause My Cleats* initiative in 2024, visited with three

2026 GAME-BY-GAME STATISTICS (PHI)

				PASSING										RUSHING					OFF SNAPS	
Date	Opp		GP/S	Att	Cmp	Pct	Yds	Y/A	TD	Int	Lg	Sk/Yds	Rate	Att	Yds	Avg	Lg	TD	No	Pct
Sep 13	Was	W	1/1	25	14	56.0	203	8.1	3	0	64	3/21	122.2	7	46	6.6	22	0	55	100%
Sep 20	at Ten	W	1/1	37	26	70.3	264	7.1	2	2	27	3/12	85.9	5	16	3.2	7	0	76	100%
Sep 28	at Chi	L	1/1	25	16	64.0	153	6.1	0	1	30	2/12	64.3	4	25	6.3	20	1	46	92%
Oct 4	LAR	L	1/1	27	12	44.4	93	3.4	2	0	18t	4/25	78.2	5	18	3.6	14	0	61	100%
Oct 11	at Jax	L	1/1	40	21	52.5	220	5.5	1	0	62t	1/10	77.1	2	2	1.0	2	0	62	100%
Oct 18	Car	L	0/0	RESERVE/INJURED (BLOOD CLOT RIGHT CALF)																
Oct 26	Dal	L	0/0	RESERVE/INJURED (BLOOD CLOT RIGHT CALF)																
Nov 1	at Was	L	0/0	RESERVE/INJURED (BLOOD CLOT RIGHT CALF)																
Nov 8	NYG	L	0/0	RESERVE/INJURED (BLOOD CLOT RIGHT CALF)																
Nov 22	Pit	W	0/0	RESERVE/INJURED (BLOOD CLOT RIGHT CALF)																
Nov 26	at Dal																			
Dec 6	at Ari																			
Dec 13	Ind																			
Dec 19	Sea																			
Dec 24	Hou																			
Jan 3	at SF																			
TBD	at NYG																			
Totals			**5/5**	**154**	**89**	**57.8**	**933**	**6.1**	**8**	**3**	**64**	**13/80**	**84.7**	**23**	**107**	**4.7**	**22**	**1**	**300**	**48%**

Bucket list: Meet Denzel Washington ... **Desired talent:** Ability to sing ... **If he could play another sport, what team/position:** "I'd go team up with Bryce Harper and the Phillies and play shortstop or center field." ... **Moments left starstruck:** Meeting Frankie Beverly and Kobe Bryant ... **Favorite movies:** *Friday Night Lights* and *He Got Game* ... **Favorite music:** Frankie Beverly and Maze, Al Green, The Isley Brothers, Anita Baker, JayDaYoungan ... **Favorite meal:** Seafood, boiled crawfish



patients at the Children's Hospital of Philadelphia to design a special pair of cleats for him to wear on gameday ... The children attended the Week 14 matchup as his guests and were surprised with their own shoes sporting the same design they collaborated on together

- Grew up in a proud football family ... Coached by his father, Averion, at Channelview (TX) High School ... His brother, Averion Jr., was a QB at Texas Southern and is a coach at Westfield (TX) High School ... Credits his success to the example his father set for him as a coach's kid

CAREER HIGHLIGHTS

- Voted **Super Bowl LIX MVP** after totaling 293 yards (221 passing, 72 rushing) and 3 TDs (2 passing, 1 rushing) with a 119.7 passer rating in the 40-22 win against Kansas City in 2024 ... Broke his Super Bowl QB record with 72 rushing yards (first QB to register a 100+ passer rating and 50+ rushing yards in two Super Bowls) ... Became just the seventh QB to appear in multiple Super Bowls and win a championship during their first five career seasons, joining **Troy Aikman**, **Tom Brady**, **Patrick Mahomes**, **Ben Roethlisberger**, **Kurt Warner** and **Russell Wilson**
- Selected to his second career **Pro Bowl** following the 2023 campaign, when he tied for the most rushing TDs (15) by a QB in NFL history and established team records in total yards (4,463) and total TDs (38)
- Led the Eagles to Super Bowl LVII in 2022, becoming the eighth Black QB to start in a Super Bowl ... Competing with **Patrick Mahomes** (also squared off in **Super Bowl LIX**), Super Bowl LVII was the first to feature two Black starting QBs ... Produced 374 yards (304 passing, 70 rushing) and 4 TDs, including a career-high-tying 3 rushing TDs (most by a QB and tied for the most by any player in Super Bowl history)
- Named second-team **All-Pro** by the *Associated Press*, earned his first career **Pro Bowl** honor and finished second in *AP* NFL MVP voting in 2022 ... Guided Philadelphia to Super Bowl LVII after going 14-1 in the regular season at 24 years old, becoming the second-youngest QB to ever win 14 games, behind **Dan Marino** with Miami in 1984 (23)
- In 2021, became the youngest Eagles QB (23 years old) to start in a playoff game (previously **Donovan McNabb** at 24 in 2000)

MOST TOTAL YARDS (TOP TEN)				
Date	**Opponent**	**Pass**	**Rush**	**Total**
10/3/21	vs. Kansas City Chiefs (L, 30-42)	387	47	434
12/27/20	at Dallas Cowboys (L, 17-37)	342	69	411
12/20/20	at Arizona Cardinals (L, 26-33)	338	63	401
12/4/22	vs. Tennessee Titans (W, 35-10)	380	12	392
9/19/22	vs. Minnesota Vikings (W, 24-7)	333	57	390
12/18/22	at Chicago Bears (W, 25-20)	315	61	376
10/8/23	at Los Angeles Rams (W, 23-14)	303	72	375
2/12/23	vs. Kansas City Chiefs (L, 35-38) (SB)	304	70	374
10/22/20	vs. New York Giants (W, 22-21)	359	14	373
9/27/21	at Dallas Cowboys (L, 21-41)	326	35	361

MOST TOTAL TOUCHDOWNS (TOP TEN)				
Date	**Opponent**	**Pass**	**Rush**	**Total**
11/26/23	vs. Buffalo Bills (W, 37-34)	3	2	5
10/26/25	vs. New York Giants (W, 38-20)	4	0	4
9/21/25	vs. Los Angeles Rams (W, 33-26)	3	1	4
1/26/25	vs. Washington Commanders (W, 55-23) (CC)	1	3	4
11/10/24	at Dallas Cowboys (W, 34-6)	2	2	4
10/27/24	at Cincinnati Bengals (W, 37-17)	1	3	4
10/29/23	at Washington Commanders (W, 38-31)	4	0	4
2/12/23	vs. Kansas City Chiefs (L, 35-38) (SB)	1	3	4
12/4/22	vs. Tennessee Titans (W, 35-10)	3	1	4
10/30/22	vs. Pittsburgh Steelers (W, 35-13)	4	0	4



NOTES TO KNOW

- Is tied for 4th in the NFL with 147 total TDs since 2022, trailing only **Josh Allen** (190), **Jared Goff** (154) and **Patrick Mahomes** (150) ... Is one of three QBs to post 25+ total TDs in each of the last four seasons (since 2021), joining Allen and **Patrick Mahomes**
- His 61 rushing TDs are 4th-most behind **Derrick Henry** (78), **Jonathan Taylor** (66) and **Josh Allen** (65) for most in the NFL since 2021, including 10+ rushing TDs in four consecutive seasons from 2021-24 (NFL QB record) ... His 63 career rushing TDs are the 3rd-most by a QB in history, behind **Josh Allen** (90) and **Cam Newton** (75)

2026 SEASON - EAGLES

- Went 6-of-8 for 61 yards with 1 TD on the game-winning drive in the comeback victory at Tennessee (9/20/26) ... Completed a 3-yard pass to **Darius Cooper** with :09 seconds remaining in the fourth quarter to give the Eagles the a 24-20 lead, sealing the victory

2025 SEASON - EAGLES

- Started 16 games, completing 294-of-454 (64.8%) passes for 3,224 yards and a career-high 25 passing TD, adding 8 rushing TDs on the ground en route to earning his third **Pro Bowl** selection ... Joined **Josh Allen** (six) as the only active NFL players since 2000 with 30+ total TDs in four consecutive seasons
- Completed 12-of-15 passes for 175 yards with 3 passing TDs (154.9 passer rating) in the 31-0 victory vs. Las Vegas (12/14/25) ... Became the first QB in Eagles history to record multiple games with 150+ passer rating and 80%+ completion percentage in the same season
- Finished 19-of-23 for 326 yards with 3 passing TDs in the 28-22 win at Minnesota (10/19/25) ... Became the third player in Eagles history to record a perfect passer rating, joining **Nick Foles** on 11/3/13 and **Donovan McNabb** on 9/23/07
- Completed 17-of-24 passes for 209 yards and recorded 4 total TDs (3 pass, 1 rush) in the second half of the Eagles 33-26 comeback victory vs. the L.A. Rams (9/21/25) ... Led the Eagles to score 19 unanswered points and take a lead 27-26 on a fourth down 4-yard TD pass to **DeVonta Smith** with 1:48 remaining in the fourth quarter

COLLEGE HIGHLIGHTS

- Started 42 of 56 games at Alabama (2016-18) and Oklahoma (2019), posting a 38-4 record ... Threw for 9,477 yards and 80 TDs on 682-of-1,047 (65.1%) passing, while rushing for 3,274 yards and 43 TDs
- As a senior at Oklahoma, finished as the runner-up for the Heisman Trophy and also earned All-America and first-team All-Big 12 honors ... Tallied 5,149 total yards (3,851 passing, 1,298 rushing) ... Set school records for rushing yards and points scored (126) by a QB
- Rallied Alabama to the 2018 SEC Championship as a junior ... Helped the Crimson Tide win a CFP National Championship in 2017

TRANSACTIONS

- **2020** - Drafted by PHI in 2nd round (53rd overall) ... **4/17/23** - Agreed to terms with PHI on 5-year contract extension ... **10/17/26** - Placed on Reserve/Injured (blood clot right calf)



KEYSHAWN JAMES-NEWBY (PS)

OUTSIDE LINEBACKER | 50

Height: 6-1 **Weight:** 240 **DOB:** Aug. 8, 2002 (Age 24)
NFL Experience: Rookie *(1st with Eagles)* **Draft:** D7c-26 (252nd overall) by PHI
College: New Mexico **Hometown (HS):** Helena, MT (Helena)

CAREER STATISTICS

			TACKLES				PASS RUSH			INTERCEPTIONS					FUMBLES		DEF SNAPS	
Year	Team	GP/S	Total	Solo	Asst	TFL	Sacks	QBH	QBP	Int	Yds	Lg	TD	PD	FF	FR	No	Pct
2026	Philadelphia	2/0	2	2	0	0	0.0	0	0	0	0	--	0	0	0	0	52	8%
Totals		**2/0**	**2**	**2**	**0**	**0**	**0.0**	**0**	**0**	**0**	**0**	**--**	**0**	**0**	**0**	**0**	**---**	**---**

Nickname: Key ... Hobbies: Playing *Rocket League*, watching anime, and swimming ... First job: Installing sprinkler systems ... Bucket list item: Go skydiving ... If he could player another sport: Professional lacrosse ... Alternate career choice: Real estate or home renovation ... Go-to karaoke song: "Broccoli" by DRAM ft. Lil Yachty ... If he could witness any sports moment: LeBron James breaking the all-time NBA scoring record ... Favorite TV show: *Naruto: Shippuden* ... Favorite music genre: Pluggnb ... Favorite movie: *Transformers, Insidious*



BIRDSEED

- Faced an unconventional path to the NFL, as he couldn't enter the transfer portal after his time at Montana Tech due to the program being NAIA, so he had to share social media clips of his film with different programs in order to garner interest ... After some time, was contacted by Idaho and he enrolled there ... Played two seasons at Idaho before transferring to New Mexico where he earned all-conference honors
- While at Montana Tech, was initially focused on securing an engineering degree, voicing a passion for buildings and construction before his football career took off ... Has interest in returning to the engineering field after his playing days are over

2026 SEASON - EAGLES

-

COLLEGE HIGHLIGHTS

- Played five seasons in the collegiate ranks, making stops at Montana Tech (2021-22), Idaho (2023-24) and New Mexico (2025) ... Appeared in 53 games (46 starts) and recorded 226 tackles (121 solo), 49 TFLs, 33.5 sacks, 9 PDs, 5 FFs and 1 FR
- During his lone season with New Mexico in 2025, totaled 52 tackles (29 solo), 15 TFLs, 9.0 sacks, 5 PDs and 2 FFs, earning a first-team All-Mountain West selection
- In 2024, earned FCS All-American honors from *AFCA* and first-team All-Big Sky after posting 65 tackles (36 solo), 14.5 TFLs, 10.5 sacks and 2 FFs ... Registered at least 1+ TFLs in nine of the 13 games he appeared in

TRANSACTIONS

- **2026** - Drafted by PHI in 7th round (252nd overall) ... **8/30/26** - Waived by PHI ... **8/31/26** - Signed by PHI to practice squad ... **10/17/26** - Elevated by PHI from practice squad for Week 6 vs. Carolina ... **10/24/26** Elevated by PHI from practice squad for Week 7 vs. Dallas

2026 GAME-BY-GAME STATISTICS (PHI)												
Date	**Opp**		**GP/S**	**Tot**	**Solo**	**Sk**	**Int**	**PD**	**FF**	**FR**	**Snaps**	**Pct**
Sep 13	Was	W	---	EAGLES PRACTICE SQUAD								
Sep 20	at Ten	W	---	EAGLES PRACTICE SQUAD								
Sep 28	at Chi	L	---	EAGLES PRACTICE SQUAD								
Oct 4	LAR	L	---	EAGLES PRACTICE SQUAD								
Oct 11	at Jax	L	---	EAGLES PRACTICE SQUAD								
Oct 18	Car	L	1/0	1	1	0.0	0	0	0	0	48	61%
Oct 26	Dal	L	1/0	1	1	0.0	0	0	0	0	4	6%
Nov 1	at Was	L	---	EAGLES PRACTICE SQUAD								
Nov 8	NYG	L	---	EAGLES PRACTICE SQUAD								
Nov 22	Pit	W	---	EAGLES PRACTICE SQUAD								
Nov 26	at Dal											
Dec 6	at Ari											
Dec 13	Ind											
Dec 19	Sea											
Dec 24	Hou											
Jan 3	at SF											
TBD	at NYG											
Totals			**2/0**	**2**	**2**	**0.0**	**0**	**0**	**0**	**0**	**52**	**8%**





JONATHAN JONES

CORNERBACK | 31

Height: 5-9 **Weight:** 185 **DOB:** Sep. 23, 1993 (Age 33)
NFL Experience: 11th Year *(1st with Eagles)* **Draft:** UDFA-16 by NE **Acquired:** FA-Was-26
College: Auburn **Hometown (HS):** Carrollton, GA (Carrollton)

SUPER BOWL CHAMPION: 2016 (LI), 2018 (LIII)

CAREER STATISTICS

			TACKLES				PASS RUSH			INTERCEPTIONS					FUMBLES		DEF SNAPS	
Year	Team	GP/S	Total	Solo	Asst	TFL	Sacks	QBH	QBP	Int	Yds	Lg	TD	PD	FF	FR	No	Pct
2016	New England	16/1	6	5	1	1	0.0	1	1	0	0	--	0	1	1	1	64	6%
2017	New England	16/4	36	33	3	1	1.0	1	1	1	6	6	0	8	0	1	439	41%
2018	New England	16/5	50	39	11	1	1.5	3	4	3	34	28	0	7	1	0	515	49%
2019	New England	15/9	50	37	13	0	0.0	0	0	0	0	--	0	8	2	0	619	61%
2020	New England	16/7	71	60	11	0	0.0	1	1	2	0	--	0	6	1	0	729	72%
2021	New England	6/1	18	13	5	0	0.0	0	0	1	0	--	0	3	0	0	225	21%
2022	New England	16/16	68	55	13	0	0.0	0	0	4	89	55	1	11	3	0	894	79%
2023	New England	14/14	48	39	7	0	0.0	0	0	0	0	--	0	8	0	0	730	64%
2024	New England	17/14	58	41	17	0	0.0	0	0	0	0	--	0	6	2	0	712	64%
2025	Washington	12/7	39	29	10	1	1.0	1	1	0	0	--	0	5	0	0	484	42%
2026	Philadelphia	8/0	10	6	4	0	0.0	0	0	0	0	--	0	4	0	0	94	14%
Totals		**152/78**	**453**	**357**	**96**	**4**	**3.5**	**7**	**8**	**11**	**129**	**55**	**1**	**66**	**10**	**2**	**---**	**---**
PLAYOFFS																		
2016	New England	3/0	0	0	0	0	0.0	0	0	0	0	--	0	0	0	0	0	0%
2017	New England	1/0	1	1	0	0	0.0	0	0	0	0	--	0	0	0	0	8	4%
2018	New England	3/2	10	8	2	1	1.0	1	1	0	0	--	0	1	0	0	113	60%
2019	New England	1/0	4	3	1	0	0.0	0	0	0	0	--	0	1	0	0	36	58%
Totals		**8/2**	**15**	**12**	**3**	**1**	**1.0**	**1**	**1**	**0**	**0**	**--**	**0**	**2**	**0**	**0**	**---**	**---**

ADDITIONAL STATISTICS

Special Teams Tackles: 35 - 2016 (8), 2017 (8), 2018 (6), 2019 (3), 2020 (3), 2021 (2), 2022 (1), 2023 (1), 2025 (2), 2026 (1) **Postseason Special Teams Tackles:** 5 - 2017 (4), 2018 (1)

CAREER HIGHS

Tackles	9	2x, last: 10/3/21 vs. TB
Sacks	1	4x, last: 11/16/25 at Mia.
INTs	1	11x, last: 1/1/23 vs. Mia.
PDs	3	3x, last: 11/22/26 vs. Pit.
FFs	1	10x, last: 12/22/24 at Buf.
FRs	1	2x, last: 11/26/17 vs. Mia.



BIRDSEED

- Earned his pilot license in April 2023 after taking flying classes while playing for the Patriots ... Flew himself from Charlotte to Philadelphia on his Daher TBM turboprop for his signing and opening press conference
- Was a premier hurdler out of Carrollton (GA) High School, earning a top 3 finish in New Balance Nationals and won USA Track and Field Junior Olympics National Championship

CAREER HIGHLIGHTS

- A 10-year NFL veteran and two-time Super Bowl champion (LI, LIII) who spent the first nine seasons with New England (2016-24) before spending the 2025 season with the Commanders ... Has appeared in 144 games (78 starts), registering 443 tackles (351 solo), 62 PDs, 11 INTs, 10 FFs and 2 FRs ... Also played in eight postseason contests while in New England, serving as a member of a defense that captured two Super Bowl Championships (LIII, LI)

2026 SEASON - EAGLES

- Posted 5 tackles and a career-high-tying 3 PDs in the 19-16 victory vs. Pittsburgh (11/22/26)

2026 GAME-BY-GAME STATISTICS (PHI)												
Date	**Opp**		**GP/S**	**Tot**	**Solo**	**Sk**	**Int**	**PD**	**FF**	**FR**	**Snaps**	**Pct**
Sep 13	Was	W	1/0	0	0	0.0	0	0	0	0	0	0%
Sep 20	at Ten	W	1/0	0	0	0.0	0	0	0	0	2	4%
Sep 28	at Chi	L	1/0	0	0	0.0	0	0	0	0	0	0%
Oct 4	LAR	L	1/0	3	2	0.0	0	1	0	0	48	57%
Oct 11	at Jax	L	1/0	1	1	0.0	0	0	0	0	4	6%
Oct 18	Car	L	1/0	0	0	0.0	0	0	0	0	1	1%
Oct 26	Dal	L	1/0	1	1	0.0	0	0	0	0	4	6%
Nov 1	at Was	L	0/0	INACTIVE								
Nov 8	NYG	L	0/0	INACTIVE								
Nov 22	Pit	W	1/0	5	2	0.0	0	3	0	0	35	49%
Nov 26	at Dal											
Dec 6	at Ari											
Dec 13	Ind											
Dec 19	Sea											
Dec 24	Hou											
Jan 3	at SF											
TBD	at NYG											
Totals			**8/0**	**10**	**6**	**0.0**	**0**	**4**	**0**	**0**	**94**	**14%**



2025 SEASON - COMMANDERS

- Appeared in 12 contests (seven starts), recording 39 tackles (29 solo) and 5 PDs in 484 defensive snaps

COLLEGE HIGHLIGHTS

- Played collegiately at Auburn (2012-15), seeing action in 45 contests for the Tigers and totaling 129 tackles, 26 PDs, 7 INTs, 2 FFs and 2 FRs ... Earned All-SEC honors in his junior (second-team and senior (first-team) seasons ... His 6 INTs as a junior in 2014 were the 5th-most by a player in school history

TRANSACTIONS

- **2016** - Signed by NE ... **1/17/18** - Placed on Reserve/Injured (undisclosed) ... **4/15/19** - Re-signed by NE to 1-year contract ... **9/7/19** - Re-signed by NE to 3-year extension ... **10/17/21** - Placed on Reserve/Injured (shoulder) ... **3/13/23** - Re-signed by NE to 2-year extension ... **3/14/25** - Signed by WAS to 1-year contract ... **9/17/25** - Placed on Reserve/Injured (hamstring) ... **10/18/25** - Activated from Reserve/Injured (shoulder) ... **3/13/26** - Agreed to terms with PHI on 1-year contract



DREW KENDALL

CENTER/GUARD | 66

Height: 6-4 **Weight:** 308 **DOB:** Nov. 27, 2001 (Age 24)
NFL Experience: 2nd Year *(2nd with Eagles)* **Draft:** D5c-25 (168th overall) by PHI
College: Boston College **Hometown (HS):** Norwell, MA (Noble and Greenough)

CAREER STATISTICS							
			STARTS			OFF SNAPS	
Year	Team	GP/S	LG	C	RG	No	Pct
2025	Philadelphia	7/1	0	1	0	89	8%
2026	Philadelphia	8/7	0	7	0	445	71%
Totals		**15/8**	**0**	**8**	**0**	**---**	**---**
PLAYOFFS							
2025	Philadelphia	1/0	0	0	0	4	16%
Totals		**1/0**	**0**	**0**	**0**	**---**	**---**



BIRDSEED

- Wears No. 66 in honor of his father, **Pete Kendall**, a 1st-round selection by the Seattle Seahawks in the 1996 NFL Draft … Pete started 188 of his 189 career games played from 1996-2008
- Prepped at Noble and Greenough (MA) School, where he played football and lacrosse … Played guard, center and DE
- Rated a four star recruit and the No. 1 recruit in Massachusetts by *247Sports* and ESPN … Also was ranked the No. 5 recruit in the nation by Rivals and the No. 11 OG in the country by 247Sports

2026 SEASON - EAGLES

-

2025 SEASON - EAGLES

- Played in seven games (one start) during his rookie season, playing 89 offensive snaps and seeing time on special teams

COLLEGE HIGHLIGHTS

- Started 37 of 39 career games at Boston College (2021-24) … Earned All-ACC first-team accolades as a redshirt junior in 2024 after posting a team-best 83.1 pass-block grade and 76.8 offensive grade via *Pro Football Focus*
- In 2023, started all 13 games at center, anchoring an offensive line that paved the way for 198.8 rushing yards per game, ranking 13th-best in the FBS and 2nd in the ACC … Aided the Golden Eagles in increasing the team's win total by four from the previous season

TRANSACTIONS

- **2025** - Drafted by PHI in 5th round (168th overall)

Nickname: DK … **Hobbies:** Golfing and playing video games … **Surprisingly good at:** Lacrosse, played midfield in high school and considered playing in college … **If he could play another sport:** Would be a stretch forward for the Celtics … **Alternate career choice:** Coaching … **One food he would never eat:** Beets … **Favorite movie:** *Interstellar* … **Favorite sports moment:** Seeing the Celtics win the 2024 NBA Finals



WILLIE LAMPKIN

CENTER/GUARD | 61

Height: 5-11 **Weight:** 290 **DOB:** Jan. 22, 2002 (Age 24)
NFL Experience: 2nd Year *(2nd with Eagles)* **Draft:** UDFA-25 by LAR **Acquired:** W-LAR-25
College: North Carolina **Hometown (HS):** Lakeland, FL (Lakeland)

CAREER STATISTICS

			STARTS			OFF SNAPS	
Year	**Team**	**GP/S**	**LG**	**C**	**RG**	**No**	**Pct**
2025	Philadelphia	0/0	0	0	0	0	0%
2026	Philadelphia	10/2	2	0	0	131	21%
Totals		**10/2**	**2**	**0**	**0**	**---**	**---**
PLAYOFFS							
2025	Philadelphia	0/0	0	0	0	0	0%
Totals		**0/0**	**0**	**0**	**0**	**---**	**---**



BIRDSEED

- During his senior year of high school, he was ranked as the No. 1 wrestler in Class 2A with a perfect record of 47-0 ... Won his weight class with a perfect 9-0 record at the 2019 Disney Duals
- Rated a three-star recruit by *ESPN* and by *247Sports* Composite ... Played on the offensive and defensive lines at Lakeland High School

2026 SEASON - EAGLES

-

2025 SEASON - EAGLES

- Spent entirety of his rookie season on Reserve/Injured

COLLEGE HIGHLIGHTS

- Played collegiately at Coastal Carolina (2020-22) and North Carolina - (2023-24) ... Started all 11 games as a junior as a junior in 2021, blocking for an offense that averaged 299.2 yards passing per game (14th in NCAA, 1st in ACC), 192.1 yards rushing per game (7th in NCAA, 1st in ACC), and 34.5 points per game (20th in NCAA, 2nd in ACC)

TRANSACTIONS

- **2025** - Signed by LAR as UDFA ... **8/26/25** - Waived by LAR .... **8/27/25** - Signed by PHI to active roster ... **8/29/25** - Placed on Reserve/Injured (knee)



TUCKER LARGE (NFI)

DEFENSIVE BACK | 37

Height: 5-11 **Weight:** 185 **DOB:** Aug. 23, 2001 (Age 25)
NFL Experience: Rookie *(1st with Eagles)* **Draft:** UDFA-26 by PHI
College: Washington State **Hometown (HS):** Sioux Falls, SD (Roosevelt)

CAREER STATISTICS

			TACKLES				PASS RUSH			INTERCEPTIONS					FUMBLES		DEF SNAPS	
Year	Team	GP/S	Total	Solo	Asst	TFL	Sacks	QBH	QBP	Int	Yds	Lg	TD	PD	FF	FR	No	Pct
2026	Philadelphia	0/0	0	0	0	0	0.0	0	0	0	0	--	0	0	0	0	0	0%
Totals		**0/0**	**0**	**0**	**0**	**0**	**0.0**	**0**	**0**	**0**	**0**	**--**	**0**	**0**	**0**	**0**	**---**	**---**



BIRDSEED

- Originally wanted to pursue playing college basketball ... Didn't play football his freshman year of high school and didn't see significant playing time until he was a junior at Roosevelt (SD) High School ... Despite excelling on the football field, didn't field any Division 1 offers and decided to be a preferred walk-on at South Dakota State where he earned all-conference honors in multiple seasons

2026 SEASON - EAGLES

-

COLLEGE HIGHLIGHTS

- Played collegiately at South Dakota State (2021-24) and Washington State (2025), seeing action in 57 contests (41 starts) and registering 173 tackles (103 solo), 29 PDs, 7 INTs, 5 TFLs and 1 FR ... Also added 402 punt return yards on 22 attempts with 1 PR-TD (18.2 avg.)
- In 2023, started all 15 games for the Jackrabbits, earning first-team all-Missouri Valley Football Conference honors as a safety and return specialist ... Let the team with 13 PDs and added 4 INTs with 1 INT-TD ... On special teams, returned 21 punts for 396 yards (18.8 avg.) and 1 TD ... Set a program record with 149 punt return yards on 4 attempts (37.2 avg.) against Drake (9/16/23)

TRANSACTIONS

- **2026** - Signed by PHI as UDFA ... **5/5/26** - Placed on Reserve/Non-Football Injury

2026 GAME-BY-GAME STATISTICS (PHI)													
Date	**Opp**		**GP/S**	**Tot**	**Solo**	**Sk**	**Int**	**PD**	**FF**	**FR**	**Snaps**	**Pct**
Sep 13	Was	W	0/0	RESERVE/NON-FOOTBALL INJURY								
Sep 20	at Ten	W	0/0	RESERVE/NON-FOOTBALL INJURY								
Sep 28	at Chi	L	0/0	RESERVE/NON-FOOTBALL INJURY								
Oct 4	LAR	L	0/0	RESERVE/NON-FOOTBALL INJURY								
Oct 11	at Jax	L	0/0	RESERVE/NON-FOOTBALL INJURY								
Oct 18	Car	L	0/0	RESERVE/NON-FOOTBALL INJURY								
Oct 26	Dal	L	0/0	RESERVE/NON-FOOTBALL INJURY								
Nov 1	at Was	L	0/0	RESERVE/NON-FOOTBALL INJURY								
Nov 8	NYG	L	0/0	RESERVE/NON-FOOTBALL INJURY								
Nov 22	Pit	W	0/0	RESERVE/NON-FOOTBALL INJURY								
Nov 26	at Dal											
Dec 6	at Ari											
Dec 13	Ind											
Dec 19	Sea											
Dec 24	Hou											
Jan 3	at SF											
TBD	at NYG											
Totals			**0/0**	**0**	**0**	**0.0**	**0**	**0**	**0**	**0**	**0**	**0%**





MAKAI LEMON

WIDE RECEIVER | 9

Height: 5-11 **Weight:** 192 **DOB:** June 2, 2004 (Age 22)
NFL Experience: Rookie *(1st with Eagles)* **Draft:** D1-26 (20th overall) by PHI
College: USC **Hometown (HS):** Los Alamitos, CA (Los Alamitos)

CAREER STATISTICS

			RECEIVING					OFF SNAPS	
Year	Team	GP/GS	Rec	Yds	Avg	Lg	TD	No	Pct
2026	Philadelphia	10/4	38	315	8.3	21	1	499	80%
Totals		**10/4**	**38**	**315**	**8.3**	**21**	**1**	---	---

ADDITIONAL STATISTICS

Rushing: 1-(-5) - 2026 1-(-5)

CAREER HIGHS

Receptions	7	10/26/26 vs. Dal.
Receiving Yards	67	10/26/26 vs. Dal.
Receiving Long	21	10/26/26 vs. Dal.
Receiving TDs	1	10/26/26 vs. Dal.

Hobbies: Playing video games, exploring the outdoors and going to the beach ... **If he could play another sport:** Pickleball, picked it up two years ago and enjoys playing ... **Alternate career choice:** Would be a music producer ... **Karaoke song of choice:** "Weak" by SWV ... **If he could witness any sports moment in history:** Kobe's final game where he scored 60 ... **Favorite movie:** *Avatar* ... **Favorite music:** Hip-Hop, R&B and Reggae (Jeremiah, Chris Brown, Rod Wave, Lil Durk)



BIRDSEED

- Comes from a family with a heavy athletic background ... His great uncle, Chet, was a three-time MLB All-Star selection (1978-79, '85) who hit 215 career home runs ... His uncle, Tim, was selected by the St. Louis Cardinals in the 2nd round of the 1998 Draft ... He also has an Uncle, Jerry, who played DL at Fresno State and earned All-WAC honors during his collegiate career ... His father, Michael, played RB at UNLV after being a top recruit out of La Mirada (CA) High School
- During his freshman year of college, was featured as a two-way player at USC, spending time at both WR and CB ... When the defensive side of the roster was thin because of injuries, he stepped up to play CB ... He credits this experience to helping him become a better football player
- Is the first Eagle to wear the No. 9 since **Nick Foles** ... Mentioned in his introductory press conference that he spoke with Foles and expressed his gratitude for the opportunity to represent the number

2026 SEASON - EAGLES

COLLEGE HIGHLIGHTS

- Played collegiately at USC (2023-25), appearing in 33 contests (17 starts) ... Registered 2,008 yards on 137 receptions (14.7 avg.) with 14 TDs, adding 752 yards on 32 kickoff returns (23.5 avg.) ... Finished his collegiate career 22nd on USC's all-time reception list
- Appeared in 12 games (11 starts) in 2025 as a junior, catching 79 passes for 1,156 yards (14.6 avg.) with 13 total TDs (11 receiving, 2 rushing) ... Became the program's second ever Biletnikoff Award winner (nation's best wide receiver), joining **Marqise Lee** in 2012 ... Earned unanimous first-team All-American honors and led power four conference WRs in receiving yards and receiving yards per game (96.3), along with leading the Big Ten conference in receptions per game (6.6) and yards after catch (502) ... Posted four games with 150+ receiving yards
- Led the Trojans in catches (52) and receiving yards (764) as a sophomore in 2024 while adding 3 TDs ... Also contributed on special teams, earning third-team All-Big Ten return specialist honors after recording 514 yards on 19 returns (27.1 avg.)

TRANSACTIONS

- **2026** - Drafted by PHI in 1st round (20th overall)

2026 GAME-BY-GAME STATISTICS (PHI)										
Date	**Opp**		**GP/S**	**Rec**	**Yds**	**Avg**	**Lg**	**TD**	**Snaps**	**Pct**
Sep 13	Was	W	1/0	3	-5	-1.7	3	0	35	64%
Sep 20	at Ten	W	1/0	1	14	14.0	14	0	48	63%
Sep 28	at Chi	L	1/1	3	29	9.7	19	0	35	70%
Oct 4	LAR	L	1/0	3	27	9.0	13	0	45	74%
Oct 11	at Jax	L	1/0	5	43	8.6	18	0	50	81%
Oct 18	Car	L	1/1	3	19	6.3	13	0	52	81%
Oct 26	Dal	L	1/0	7	67	9.6	21	1	60	91%
Nov 1	at Was	L	1/1	6	57	9.5	20	0	65	94%
Nov 8	NYG	L	1/1	6	61	10.2	17	0	65	93%
Nov 22	Pit	W	1/0	1	3	3.0	3	0	44	83%
Nov 26	at Dal									
Dec 6	at Ari									
Dec 13	Ind									
Dec 19	Sea									
Dec 24	Hou									
Jan 3	at SF									
TBD	at NYG									
Totals			**10/4**	**38**	**315**	**8.3**	**21**	**1**	**499**	**80%**





JORDAN MAILATA

TACKLE | 68

(pronounced my-LOT-uh)

Height: 6-8 Weight: 365 DOB: March 31, 1997 (Age 29)
NFL Experience: 9th Year *(9th with Eagles)* Draft: D7-18 (233rd overall) by PHI
Hometown (HS): Sydney, Australia (Condell Park)

SUPER BOWL CHAMPION: 2024 (LIX) ALL-PRO: 2024

CAREER STATISTICS						
			STARTS		OFF SNAPS	
Year	Team	GP/S	LT	RT	No	Pct
2018	Philadelphia	0/0	0	0	0	0%
2019	Philadelphia	0/0	0	0	0	0%
2020	Philadelphia	15/10	9	1	731	65%
2021	Philadelphia	14/14	12	2	914	82%
2022	Philadelphia	16/16	16	0	1,026	87%
2023	Philadelphia	17/17	17	0	1,147	100%
2024	Philadelphia	12/12	12	0	802	69%
2025	Philadelphia	16/16	16	0	973	92%
2026	Philadelphia	10/10	10	0	626	100%
Totals		**100/95**	**92**	**3**	**---**	**---**
PLAYOFFS						
2021	Philadelphia	1/1	1	0	66	100%
2022	Philadelphia	3/3	3	0	219	100%
2023	Philadelphia	1/1	1	0	59	100%
2024	Philadelphia	4/4	4	0	268	100%
2025	Philadelphia	1/1	1	0	73	100%
Totals		**10/10**	**10**	**0**	**---**	**---**

First job: McDonald's ... Hobbies: Playing guitar ... Desired talent: Swimming ... If he could play another sport: Horse jockey ... Player he models his game after: Jason Peters ... Favorite athlete growing up: Usain Bolt ... Moment left starstruck: Getting drafted ... Favorite sports moment: Winning the Rugby Grand Final when he was 14 years old ... Favorite quote: "You think darkness is your ally? I was born in it, molded by it." - Bane, *The Dark Knight Rises* ... Favorite movies: *The Lord of the Rings* trilogy and *Star Wars* movies ... Favorite TV show: *The Walking Dead* ... Favorite music: Everything



BIRDSEED

- Alongside his wife, Niki, founded the Mailata Family Foundation in June 2026 with a launch concert at Stateside Live! ... The foundation aims to support underserved youth through scholarships, community programs and mentorship to help them realize and achieve their dreams
- Nominated as the Eagles' Walter Payton Man of the Year candidate in 2025 ... The award is considered the NFL's most prestigious honor and recognizes players who have exhibited excellence on the field as well as a passion to impact the lives of others in their community.
- A former rugby player from Australia who had never played a snap of football prior to being selected by the Eagles in the 2018 NFL Draft
- Played professional rugby for the South Sydney Rabbitohs, a club that is owned by actor Russell Crowe ... Was not afforded a large salary as a member of the team's second unit ... Earned his keep by waking up at 5 a.m. most mornings to work on a high-end demolition crew
- Did not initially receive his family's blessing to leave Australia, though they eventually granted permission ... Departed from his home at 20 years old to pursue a career in a sport he had never played before
- Is a supremely talented singer, having appeared on FOX's *The Masked Singer* in 2022 ... Was unmasked during the third episode after he performed the songs "Wanted Dead or Alive" by Bon Jovi, "Perfect" by Ed Sheeran and "Classic" by MKTO ... Went viral after singing "Tennessee Whiskey" by Chris Stapleton in a team meeting early in his career
- Recorded three holiday albums – *A Philly Special Christmas* (2022), *A Philly Special Christmas Special* (2023), and *A Philly Special Christmas Party* (2024) – with **Jason Kelce** and **Lane Johnson** to raise millions of dollars for local charities ... In 2024, Operation Snowball provided gifts to every student in the Philadelphia public school system ... The success of the hit projects even led to *Billboard* 200 music rankings
- Has built an inseparable friendship with **Landon Dickerson** ... Served as the best man at Dickerson's wedding during the 2023 offseason
- Previously supported the American Association for Cancer Research through the NFL's *My Cause My Cleats* initiative ... The AACR aims to prevent and cure cancer through research, education, communication, collaboration, science policy and advocacy ... Chose to support AACR due to his wife's mother, who is a colon cancer survivor

CAREER HIGHLIGHTS

- Earned second-team **All-Pro** honors in 2024 after producing the best *Pro Football Focus* offensive grade (96.9) in the NFL ... Also ranked 1st in run-blocking grade (94.9) and 2nd in pass-blocking grade (91.7)
- A member of the **Super Bowl LIX**-winning OL that paved the way for **Saquon Barkley** (2,005) to become the ninth member of the league's 2,000+ yard rushing club in 2024 ... Barkley set an NFL record rushing for 2,504 yards in the regular season and playoffs ... Philadelphia finished with the most combined rushing yards (3,866) in NFL history
- Voted a Pro Bowl alternate in 2022, 2023 and 2024 ... Blocked for an offense that made a Super Bowl LVII appearance in 2022



NOTES TO KNOW

- Owns the 3rd-highest *PFF* offensive grade (92.8) among NFL tackles since 2022, trailing only **Trent Williams** (95.8) and **Penei Sewell** (94.7) in that category

2026 SEASON - EAGLES

2025 SEASON - EAGLES

- Started 16 games at LT, blocking for an offensive line that helped **Saquon Barkley** to eclipse the 1,000 yard mark for the second consecutive season

TRANSACTIONS

- **2018** - Drafted by PHI in 7th round (233rd overall) ... **12/14/18** - Placed on Reserve/Injured (back) ... **9/21/19** - Placed on Reserve/Injured (back) ... **7/29/20** - Placed on Reserve/COVID-19 ... **8/13/20** - Activated from Reserve/COVID-19 ... **9/11/21** - Signed by PHI to 4-year contract extension ... **4/4/24** - Agreed to terms with PHI on 3-year contract extension ... **10/18/24** - Placed on Reserve/Injured (hamstring) ... **11/13/24** - Activated from Reserve/Injured (hamstring)



JAKE MAJORS

CENTER/GUARD | 75

Height: 6-3 **Weight:** 315 **DOB:** Jan. 17, 2002 (Age 24)
NFL Experience: 1st Year *(1st with Eagles)* **Draft:** UDFA-25 **Acquired:** FA-25
College: Texas **Hometown (HS):** Prosper, TX (Prosper)

CAREER STATISTICS

			STARTS			OFF SNAPS	
Year	**Team**	**GP/S**	**LG**	**C**	**RG**	**No**	**Pct**
2026	Philadelphia	2/2	0	2	0	126	22%
Totals		**2/2**	**0**	**2**	**0**	**---**	**---**



BIRDSEED

- Attended Prosper (TX) for High School, where he was an All-American, all-state performer and three-time all-district honoree
- Selected to participate in the 2020 Under Armour All-America Game ... Rated No. 64 on *ESPN300*, No.1 at offensive guard and No. 11 overall player in Texas by *ESPN*
- Majored in business management while at Texas ... Was selected to the Big 12 Commissioner's Honor Roll seven times

2026 SEASON - EAGLES

-

2025 SEASON - EAGLES

- Spent entirety of his rookie season on the Eagles practice squad

COLLEGE HIGHLIGHTS

- Played collegiately at Texas (2020-24) seeing action in 57 games with a program-record 56 starts
- In 2023, earned a All-Big 12 honorable mention honors and was a semifinalist for the Joe Moore Award ... Anchored an offensive line that helped the Longhorns have a 1,000-yard and 600-yard RB duo for the 5th-time in team history

TRANSACTIONS

- **2025** - Signed by TB as an UDFA ... **9/4/25** - Waived by TB ... **9/9/25** - Signed by PHI to practice squad ... **1/12/25** - Signed by PHI to future/reserve contract... **8/30/26** - Waived by PHI ... **8/31/26** - Signed by PHI to practice squad ... **10/9/26** - Signed by PHI to active roster from practice squad



BRADEN MANN

PUNTER | 10

Height: 5-11 **Weight:** 198 **DOB:** Nov. 24, 1997 (Age 28)
NFL Experience: 7th Year *(4th with Eagles)* **Draft:** D6-20 (191st overall) by NYJ **Acquired:** FA-23
College: Texas A&M **Hometown (HS):** Cypress, TX (Cypress Fairbanks)

SUPER BOWL CHAMPION: 2024 (LIX)

CAREER STATISTICS

Year	Team	GP	No	Yds	Avg	Lg	TB	In20	Opp Ret	Opp Yds	Net Yds	Net Avg	Blk	ST
2020	N.Y. Jets	16	82	3,598	43.9	60	5	19	38	446	3,052	37.2	0	4
2021	N.Y. Jets	10	41	1,875	45.7	63	1	14	16	151	1,704	40.6	1	0
2022	N.Y. Jets	17	83	3,889	46.9	72	8	27	32	363	3,366	40.6	0	0
2023	Philadelphia	15	44	2,190	49.8	63	1	15	27	237	1,933	43.9	0	0
2024	Philadelphia	17	54	2,633	48.8	70	7	20	24	179	2,306	42.1	1	0
2025	Philadelphia	17	72	3,591	49.9	70	8	20	34	350	3,081	42.8	0	0
2026	Philadelphia	10	53	2,566	48.4	86	2	24	26	263	2,263	42.7	0	0
Totals		**102**	**429**	**20,342**	**47.4**	**86**	**32**	**139**	**197**	**1,989**	**17,713**	**41.1**	**2**	**4**
PLAYOFFS														
2023	Philadelphia	1	4	188	47.0	57	0	0	2	24	164	41.0	0	0
2024	Philadelphia	4	13	621	47.8	63	2	6	5	52	529	40.7	0	0
2025	Philadelphia	1	4	208	52.0	58	1	1	2	12	176	44.0	0	0
Totals		**6**	**21**	**1,017**	**48.4**	**63**	**3**	**7**	**9**	**88**	**869**	**41.4**	**0**	**0**

ADDITIONAL STATISTICS

Kickoffs: 150 - 2020 (28), 2021 (22), 2022 (14), 2024 (86) **Postseason Kickoffs:** 1 - 2023 (1) **Passing:** 2/3 - 45 - 2022 (1/2-17), 2023 (1/1-28) **Rushing:** 1-4 - 2022 (1-4)

Postseason Special Teams Tackles: 1 - 2024 (1)

CAREER HIGHS

Punts	10	3x, last: 11/20/22 at NE
Punt Yards	497	1/9/22 at Buf.
Punt Long	86	11/8/26 vs. NYG
Inside 20	5	2x, last: 12/1/24 at Bal.
Gross Average	59.0	11/27/22 vs. Chi.
Net Average	53.0	11/27/22 vs. Chi.



BIRDSEED

- Has supported the KB Foundation through the NFL's *My Cause My Cleats* initiative ... The organization is dedicated to empowering and mentoring Philadelphia-area youth through educational, recreational and hands-on learning experiences
- Originally played LB at Cypress Fairbanks (TX) High School ... After fracturing his back during his freshman season, he refused to quit football and instead switched his focus to learning how to kick and punt ... Following the change of position, went on to become an Under Armour All-American and was rated the No. 2 kicker recruit in the country

CAREER HIGHLIGHTS

- Punted during the Eagles **Super Bowl LIX**-winning campaign in 2024 ... Held for **Jake Elliott**, helping him eclipse **Don Chandler**'s 1968 record of total points by a kicker (15) in a Super Bowl history
- In his first year with the Eagles in 2023, established single-season franchise records in both gross (49.8) and net (43.9) punting average
- Spent the first three seasons of his NFL career with the Jets (2020-22) ... Totaled 206 punts for 9,362 yards and a 45.4 gross punting average and 39.2 net punting average in 43 career games with New York

2026 SEASON - EAGLES

- Recorded an 86-yard punt from the PHI 8 to the NYG 6, marking the longest punt in the NFL since **Rodney Williams**' 90-yarder on 9/10/01 at Denver with N.Y. Giants and the 2nd-longest in Eagles history, behind **Randall Cunningham**'s 91-yarder on 12/3/89 at N.Y. Giants

2026 GAME-BY-GAME STATISTICS (PHI)										
Date	**Opp**		**No**	**Yds**	**Avg**	**Net**	**Lg**	**TB**	**In20**	**Blk**
Sep 13	Was	W	7	361	51.6	44.0	64	0	4	0
Sep 20	at Ten	W	2	110	55.0	50.5	57	0	2	0
Sep 28	at Chi	L	4	167	41.8	38.0	50	0	2	0
Oct 4	LAR	L	6	293	48.8	43.8	57	0	2	0
Oct 11	at Jax	L	6	303	50.5	45.3	59	1	2	0
Oct 18	Car	L	8	340	42.5	35.4	65	0	2	0
Oct 26	Dal	L	3	150	50.0	50.0	61	0	3	0
Nov 1	at Was	L	5	221	44.2	34.8	56	1	3	0
Nov 8	NYG	L	8	384	48.0	44.9	86	0	2	0
Nov 22	Pit	W	4	237	59.3	50.3	70	0	2	0
Nov 26	at Dal									
Dec 6	at Ari									
Dec 13	Ind									
Dec 19	Sea									
Dec 24	Hou									
Jan 3	at SF									
TBD	at NYG									
Totals			**53**	**2,566**	**48.4**	**42.7**	**86**	**2**	**24**	**0**



2025 SEASON - EAGLES

- Punted in all 17 regular-season games, producing 3,591 yards on 72 punts (career-high 49.9 avg.) with 20 punts inside the 20-yard line ... Also held for **Jake Elliott**, helping him notch 101 points and eclipse 1,000 career points
- Registered 388 yards on 7 punts (55.4 avg.), including 2 punts of 60+ yards (65 and 62) and 2 punts inside the 20-yard line in the 13-12 win at Buffalo (12/28/25), pinning the Bills at the BUF 10 and BUF 17

COLLEGE HIGHLIGHTS

- Played collegiately at Texas A&M (2016-19), where he produced 109 punts for 5,328 yards (48.9 avg.) in 52 career appearances
- Voted the recipient of the Ray Guy Award (nation's top punter) in 2018 ... Also received SEC Special Teams Player of the Year honors and was recognized as a unanimous All-America selection ... Established an NCAA record with a 51.0 punting average ... Set the NCAA record for single-game punting average (60.8 at Alabama) and single-season 60+ yard punts (14) ... Served as a kickoff specialist from 2016-17

TRANSACTIONS

- **2020** - Drafted by NYJ in 6th round (191st overall) ... **9/15/21** - Placed on Reserve/Injured (knee) ... **11/13/21** - Activated from Reserve/Injured (knee) ... **4/13/23** - Waived by NYJ ... **4/14/23** - Claimed off waivers by PIT ... **8/30/23** - Waived by PIT ... **9/18/23** - Signed by PHI to practice squad ... **9/25/23** - Elevated by PHI from practice squad for Week 3 at Tampa Bay ... **9/30/23** - Elevated by PHI from practice squad for Week 4 vs. Washington ... **10/7/23** - Elevated by PHI from practice squad for Week 5 at L.A. Rams ... **10/12/23** - Signed by PHI to active roster from practice squad ... **3/12/24** - Signed by PHI to 2-year extension ... **3/13/26** - Signed by PHI to 4-year contract

Nickname: "My family calls me 'B.' No one has come up with that creative of a nickname. I need to find one." ... Hobbies: Golfing, cornhole, darts, other mini-games ... Bucket list: Travel to Africa and Italy ... Little known fact: Has done Taekwondo for 13 years while only playing football for 12 years ... If he could witness any sports moment: Tiger Woods winning The Masters in 2019 ... Favorite movie: *Interstellar* ... Favorite music/artists: Hip-hop (Lil Wayne is his all-time favorite)



TANNER McKEE

QUARTERBACK | 16

Height: 6-6 **Weight:** 231 **DOB:** April 27, 2000 (Age 26)
NFL Experience: 4th Year *(4th with Eagles)* **Draft:** D6-23 (188th overall) by PHI
College: Stanford **Hometown (HS):** Corona, CA (Centennial)

SUPER BOWL CHAMPION: 2024 (LIX)

CAREER STATISTICS

			PASSING										RUSHING					OFF SNAPS	
Year	Team	GP/S	Att	Cmp	Pct	Yds	Y/A	TD	Int	Lg	Sk/Yds	Rate	Att	Yds	Avg	Lg	TD	No	Pct
2023	Philadelphia	0/0	0	0	---	0	---	0	0	--	0/0	---	0	0	---	--	0	0	0%
2024	Philadelphia	2/1	45	30	66.7	323	7.2	4	0	25t	2/17	117.2	5	-1	-0.2	2	0	89	8%
2025	Philadelphia	4/1	43	24	55.8	274	6.4	1	1	31	3/14	73.2	8	8	1.0	9	0	89	8%
2026	Philadelphia	3/3	114	72	63.2	638	5.6	2	2	34	10/74	76.6	6	26	4.3	15	0	199	32%
Totals		**9/5**	**202**	**126**	**62.4**	**1,235**	**6.1**	**7**	**3**	**34**	**10/70**	**87.5**	**19**	**33**	**1.7**	**15**	**0**	**---**	**---**
PLAYOFFS																			
2023	Philadelphia	0/0	0	0	---	0	---	0	0	--	0/0	---	0	0	---	--	0	0	0%
2024	Philadelphia	0/0	0	0	---	0	---	0	0	--	0/0	---	0	0	---	--	0	0	0%
2025	Philadelphia	0/0	0	0	---	0	---	0	0	--	0/0	---	0	0	---	--	0	0	0%
Totals		**0/0**	**0**	**0**	**---**	**0**	**---**	**0**	**0**	**--**	**0/0**	**---**	**0**	**0**	**---**	**--**	**0**	**---**	**---**

CAREER HIGHS

Pass Attempts	41	1/5/25 vs. NYG
Completions	27	1/5/25 vs. NYG
Passing Yards	269	1/5/25 vs. NYG
Yards/Attempt	13.5	12/29/24 vs. Dal.
Passing Long	34	11/1/26 at Was.
Passing TDs	2	2x, last: 1/5/25 vs. NYG
Completion %	100.0	12/14/25 vs. LV
Passer Rating	156.3	12/29/24 vs. Dal.
Rush Attempts	4	11/1/26 at Was.
Rushing Yards	25	11/1/26 at Was.
Rushing Long	15	11/1/26 at Was.
Rushing TDs	--	---



BIRDSEED

- Overcame cancer when he was 16 years old … Diagnosed with melanoma, a serious form of skin cancer, after his mother noticed a concerning mole on his face … Had surgery to remove the mole and, as a precaution, doctors removed two lymph nodes in his neck
- Before his Stanford career began, took a two-year pause from football in order to complete his missionary service for the Church of Jesus Christ of Latter-Day Saints in Curitiba, Brazil … During that 21-month experience, he learned how to read and speak Portuguese
- Previously had an opportunity to play with **Jalen Hurts** at Alabama … A four-star prospect who was recruited by the Crimson Tide in 2017, visited Tuscaloosa on a weekend when Hurts beat LSU

CAREER HIGHLIGHTS

- In 2024, served as a backup to **Jalen Hurts** and **Kenny Pickett** during Philadelphia's **Super Bowl LIX**-winning campaign … Played in two games (one start), completing 30-of-45 passes for 323 yards and 4 TDs with a 117.2 passer rating

2026 SEASON - EAGLES

-

2025 SEASON - EAGLES

- Served as a backup for **Jalen Hurts** for 16 contests and the NFC Wild Card Round … Started in Week 18 vs. Washington, throwing for 241 yards on 21-of-40 (52.5%) with 1 TD in the contest

COLLEGE HIGHLIGHTS

- A team captain who started 21 of 23 career games at Stanford (2020-22), where he completed 473-of-748 (63.0%) passes for 5,336 yards (7.1 avg.), 28 TDs, 15 INTs and a 131.5 passer efficiency rating

2026 GAME-BY-GAME STATISTICS (PHI)

				PASSING										RUSHING					OFF SNAPS	
Date	Opp		GP/S	Att	Cmp	Pct	Yds	Y/A	TD	Int	Lg	Sk/Yds	Rate	Att	Yds	Avg	Lg	TD	No	Pct
Sep 13	Was	W	0/0	INACTIVE																
Sep 20	at Ten	W	0/0	INACTIVE																
Sep 28	at Chi	L	0/0	INACTIVE																
Oct 4	LAR	L	0/0	DID NOT PLAY																
Oct 11	at Jax	L	0/0	DID NOT PLAY																
Oct 18	Car	L	1/1	45	26	57.8	215	4.8	1	0	19t	3/28	77.5	1	0	0.0	0	0	64	100%
Oct 26	Dal	L	1/1	35	23	65.7	211	6.0	1	1	21	2/11	79.6	1	1	1.0	1	0	66	100%
Nov 1	at Was	L	1/1	34	23	67.6	212	6.2	0	1	34	5/35	72.2	4	25	6.3	15	0	69	100%
Nov 8	NYG	L	0/0	DID NOT PLAY																
Nov 22	Pit	W	0/0	DID NOT PLAY																
Nov 26	at Dal																			
Dec 6	at Ari																			
Dec 13	Ind																			
Dec 19	Sea																			
Dec 24	Hou																			
Jan 3	at SF																			
TBD	at NYG																			
Totals			**3/3**	**114**	**72**	**63.2**	**638**	**5.6**	**2**	**2**	**34**	**10/74**	**76.6**	**6**	**26**	**4.3**	**15**	**0**	**199**	**32%**



- In 2022, totaled the 9th-most passing yards (2,947) in single-season program history, averaging 245.6 yards per game with 13 TDs ... In his first year as a starter in 2021, set the school freshman record with 19 total TDs en route to All-Pac-12 honorable mention accolades

TRANSACTIONS

- **2023** - Drafted by PHI in 6th round (188th overall)

Hobbies: Golf, ping-pong, spikeball ... **First job:** Mowed lawns for elderly people in his neighborhood in high school ... **Bucket list:** Play golf at Pebble Beach, visit The Colosseum and Christ the Redeemer statue ... **Surprisingly good at:** Speaking Portuguese and is "pretty good" at playing pickleball ... **Desired talent:** Piano ... **If he could own a business:** "I love private equity (interned with a firm while at Stanford). It also would be cool to invent something that would be able to help other people or save lives or help the military." ... **Karaoke song of choice:** "Ain't No Mountain High Enough" by Marvin Gaye and Tammi Terrell ... **Favorite TV shows:** *The Office, Game of Thrones*



MAC MCWILLIAMS

CORNERBACK | 22

Height: 5-10 **Weight:** 191 **DOB:** Nov. 29, 2001 (Age 24)
NFL Experience: 2nd Year *(2nd with Eagles)* **Draft:** D5a-25 (145th overall) by PHI
College: Central Florida **Hometown (HS):** Pensacola, FL (Pine Forest)

CAREER STATISTICS

			TACKLES				PASS RUSH			INTERCEPTIONS					FUMBLES		DEF SNAPS	
Year	Team	GP/S	Total	Solo	Asst	TFL	Sacks	QBH	QBP	Int	Yds	Lg	TD	PD	FF	FR	No	Pct
2025	Philadelphia	5/0	0	0	0	0	0.0	0	0	0	0	--	0	1	0	0	28	2%
2026	Philadelphia	7/0	1	1	0	0	0.0	0	0	0	0	--	0	0	0	0	3	1%
Totals		**12/0**	**1**	**1**	**0**	**0**	**0.0**	**0**	**0**	**0**	**0**	**--**	**0**	**1**	**0**	**0**	**---**	**---**
PLAYOFFS																		
2025	Philadelphia	1/0	0	0	0	0	0.0	0	0	0	0	--	0	0	0	0	0	0%
Totals		**1/0**	**0**	**0**	**0**	**0**	**0.0**	**0**	**0**	**0**	**0**	**--**	**0**	**0**	**0**	**0**	**0**	**0%**

ADDITIONAL STATISTICS

Special Teams Tackles: 1 - 2025 (1)

CAREER HIGHS

Tackles	1	10/4/26 vs. LAR
Sacks	--	---
INTs	--	---
PDs	1	1/4/26 vs. Was.
FFs	--	---
FRs	--	---



BIRDSEED

- Attended Pine Forrest (FL) High School, where he starred as a DB, recording 5 INT-TDs during his senior season while returning kickoffs and punts ... Played with **Devon Witherspoon** and **Martin Emerson**

2026 SEASON - EAGLES

-

2025 SEASON - EAGLES

- Saw action in five contests and played 28 defensive snaps during his rookie season

COLLEGE HIGHLIGHTS

- Spent five years in the collegiate ranks with stints at UAB (2020-23) and Central Florida (2024) ... Saw action in 42 contests (36 starts) and recorded 131 tackles (98 solo), 24 PDs, 12.5 TFLs, 2 INTs, 2 FFs, 2 FRs, 1 INT-TD and 1.0 sack
- In 2024, played in 11 games (11 starts), registering 32 tackles (25 solo), 6.5 TFLs, 1 INT, 1 FF and 1 FR ... According to *Pro Football Focus*, finished the season as the Knights' highest graded defender at 81.6
- As a junior at UAB, posted a career-high 52 tackles (39 solo), 2 TFLs, 1 FF and 1 FR in 12 games (12 starts) ... Also served as a punt returner for the Blazers, returning 6 punts for 60 yards (10.0 avg)

TRANSACTIONS

- **2025** - Drafted by PHI in 5th round (145th overall)

Nickname: Mac ... **Hobbies:** Playing video games, hiking and hunting, loves playing *NCAA 25*, made himself a 99 overall ... **If he could play another sport:** Lacrosse, loves the physicality and competitiveness of the game ... **Alternate career choice:** Owning a sports team or being a general manager ... **Favorite sports moment:** Winning the 2020 C-USA Championship ... **Favorite movie:** *Scream* ... **Favorite music genre:** Rap

2026 GAME-BY-GAME STATISTICS (PHI)												
Date	**Opp**		**GP/S**	**Tot**	**Solo**	**Sk**	**Int**	**PD**	**FF**	**FR**	**Snaps**	**Pct**
Sep 13	Was	W	1/0	0	0	0.0	0	0	0	0	0	0%
Sep 20	at Ten	W	1/0	0	0	0.0	0	0	0	0	0	0%
Sep 28	at Chi	L	0/0	DID NOT PLAY								
Oct 4	LAR	L	1/0	1	1	0.0	0	0	0	0	3	4%
Oct 11	at Jax	L	1/0	0	0	0.0	0	0	0	0	0	0%
Oct 18	Car	L	1/0	0	0	0.0	0	0	0	0	0	0%
Oct 26	Dal	L	0/0	DID NOT PLAY								
Nov 1	at Was	L	1/0	0	0	0.0	0	0	0	0	0	0%
Nov 8	NYG	L	1/0	0	0	0.0	0	0	0	0	0	0%
Nov 22	Pit	W	0/0	INACTIVE								
Nov 26	at Dal											
Dec 6	at Ari											
Dec 13	Ind											
Dec 19	Sea											
Dec 24	Hou											
Jan 3	at SF											
TBD	at NYG											
Totals			**7/0**	**1**	**1**	**0.0**	**0**	**0**	**0**	**0**	**3**	**1%**





JOE MILTON

QUARTERBACK | 14

Height: 6-5 **Weight:** 236 **DOB:** Mar. 6, 2000 (Age 26)
NFL Experience: 3rd Year *(1st with Eagles)* **Draft:** D6b-24 (193rd overall) by NE **Acquired:** PS-Dal-26
College: Tennessee **Hometown (HS):** Pahokee, FL (Olympia)

CAREER STATISTICS

			PASSING										RUSHING					OFF SNAPS	
Year	Team	GP/S	Att	Cmp	Pct	Yds	Y/A	TD	Int	Lg	Sk/Yds	Rate	Att	Yds	Avg	Lg	TD	No	Pct
2024	New England	1/0	29	22	75.9	241	8.3	1	0	48t	0/0	111.4	10	16	1.6	9	1	61	95%
2025	Dallas	4/0	24	62.5	62.5	183	7.6	1	2	35t	0/0	65.1	5	50	10.0	23	0	51	20%
2026	Philadelphia	2/2	55	29	52.9	310	5.0	0	0	38	10/59	69.5	14	71	5.1	24	0	123	20%
Totals		**7/2**	**108**	**66**	**61.1**	**734**	**6.8**	**2**	**2**	**48t**	**10/59**	**79.8**	**29**	**137**	**4.7**	**24**	**1**	**---**	**---**

CAREER HIGHS

Pass Attempts	34	11/8/26 vs. NYG
Completions	22	1/5/25 vs. Buf.
Passing Yards	241	1/5/25 vs. Buf.
Yards/Attempt	14.50	10/26/25 at Den.
Passing Long	48t	1/5/25 vs. Buf.
Passing TDs	1	2x, last: 1/5/25 vs. Buf.
Completion %	75.9	1/5/25 vs. Buf.
Passer Rating	156.3	10/26/25 at Den.
Rush Attempts	10	1/5/25 vs. Buf.
Rushing Yards	64	11/8/26 vs. NYG
Rushing Long	24	11/8/26 vs. NYG
Rushing TDs	1	1/5/25 vs. Buf.



BIRDSEED

- Graduated with a bachelor's degree in American culture from the University of Michigan in May 2021 ... Completed course work toward another bachelor's degree at Tennessee in hospitality and tourism management
- When at the 2024 NFL Combine, clocked a velocity of 62 mph, tying **Josh Allen** for the fastest recorded throw in the combine's history
- While preparing for the Orange Bowl during his final season at Tennessee, went viral on the team's social media for throwing an orange over 100+ yards
- Tabbed by ESPN as a four-star recruit, rated as the No. 111 player nationally, the No. 6 pro-style quarterback and the 25th-best prospect in Florida ... Participated in the Elite 11 quarterback camp and Nike 2017 The Opening Regional combine

CAREER HIGHLIGHTS

- Appeared in five career games with New England (2024) and Dallas (2025), completing 37-of-53 passes (69.8%) for 424 yards and 2 TDs ... Recorded 66 rushing yards and 1 TD on 15 carries, totaling 3 career TDs

2026 SEASON - EAGLES

-

2025 SEASON - COWBOYS

- Appeared in four games, completing 15-of-24 passes (62.5%) for 183 yards and 1 TD

COLLEGE HIGHLIGHTS

- Played collegiately at Michigan (2018-20) and Tennessee (2021-23), appearing in 43 career games (21 starts) ... Completed 314-of-498 passes for 4,159 yards and 32 TDs during his time at Tennessee, adding 505 rushing yards and 9 TDs
- In 2023, started all 12 regular-season games at Tennessee, throwing for 2,813 yards and 20 TDs while adding 299 rushing yards and 7 TDs ... Accounted for a career-high 394 total yards and 6 TDs against Vanderbilt, earning Maxwell Award National Player of the Week honors ... In 2022,

2026 GAME-BY-GAME STATISTICS (DAL & PHI)

				PASSING										RUSHING					OFF SNAPS	
Date	**Opp**		**GP/S**	**Att**	**Cmp**	**Pct**	**Yds**	**Y/A**	**TD**	**Int**	**Lg**	**Sk/Yds**	**Rate**	**Att**	**Yds**	**Avg**	**Lg**	**TD**	**No**	**Pct**
Sep 13	at NYG	L	---	COWBOYS PRACTICE SQUAD																
Sep 20	Was	W	---	COWBOYS PRACTICE SQUAD																
Sep 27	Bal	L	---	COWBOYS PRACTICE SQUAD																
Oct 4	at Hou	W	---	COWBOYS PRACTICE SQUAD																
Oct 8	TB	L	---	COWBOYS PRACTICE SQUAD																
SIGNED TO EAGLES ACTIVE ROSTER FROM COWBOYS PRACTICE SQUAD (10/16/26)																				
Oct 18	Car	L	0/0	INACTIVE																
Oct 26	Dal	L	0/0	DID NOT PLAY																
Nov 1	at Was	L	0/0	DID NOT PLAY																
Nov 8	NYG	L	1/1	34	18	52.9	169	5.0	0	0	20	7/41	66.9	9	64	7.1	24	0	70	100%
Nov 22	Pit	W	1/1	21	11	52.4	141	6.7	0	0	38	3/18	73.7	5	7	1.4	5	0	53	100%
Nov 26	at Dal																			
Dec 6	at Ari																			
Dec 13	Ind																			
Dec 19	Sea																			
Dec 24	Hou																			
Jan 3	at SF																			
TBD	at NYG																			
Totals			**2/2**	**55**	**29**	**52.9**	**310**	**5.0**	**0**	**0**	**38**	**10/59**	**69.5**	**14**	**71**	**5.1**	**24**	**0**	**123**	**20%**



threw for 971 yards and 10 TDs without an interception before leading Tennessee to a victory over Clemson in the Capital One Orange Bowl, earning MVP honors after throwing for 251 yards and 3 TDs ...

- In 2021, started the first two games of the season, throwing for 375 yards and 2 TDs while adding 129 rushing yards and 2 TDs ... At Michigan, started five games in 2020, throwing for 1,077 yards and 4 TDs

TRANSACTIONS

- **2024** - Drafted by NE in the 6th round (193rd overall) ... **5/10/24** – Signed by NE to 4-year contract ... **4/3/25** – Traded from NE to DAL for a 2025 5th round pick ... **8/31/26** – Waived by DAL ... **9/3/26** – Signed to DAL practice squad ... **10/17/26** – Signed by PHI to active roster from DAL practice squad



ELIJAH MITCHELL (PS)

RUNNING BACK | 49

Height: 5-10 **Weight:** 220 **DOB:** May 2, 1998 (Age 28)
NFL Experience: 6th Year *(1st with Eagles)* **Draft:** D6-21 (194th overall) by SF **Acquired:** FA-26
College: Louisiana **Hometown (HS):** Erath, LA (Erath)

CAREER STATISTICS

			RUSHING					RECEIVING						OFF SNAPS	
Year	Team	GP/S	Att	Yds	Avg	Lg	TD	Rec	Yds	Avg	Lg	TD	TYS	No	Pct
2021	San Francisco	11/10	207	963	4.7	39	5	19	137	7.2	14	1	1,100	441	40%
2022	San Francisco	5/1	45	279	6.2	37	2	3	7	2.3	5	0	286	80	7%
2023	San Francisco	11/1	75	281	3.7	18	2	6	14	2.3	9	0	295	161	15%
2024	San Francisco	0/0	0	0	---	--	0	0	0	---	--	0	0	0	0%
2025	Kansas City	1/0	0	0	---	--	0	0	0	---	--	0	0	7	1%
2026	Philadelphia	3/0	17	51	3.0	9	0	10	46	3.7	15	0	97	82	13%
Totals		**31/12**	**344**	**1,574**	**4.6**	**39**	**9**	**38**	**204**	**5.4**	**15**	**1**	**1,778**	**---**	**---**
PLAYOFFS															
2021	San Francisco	3/2	55	169	3.1	16	1	7	57	8.1	21	0	226	109	64%
2022	San Francisco	2/0	23	53	2.3	13	0	2	25	12.5	18	1	78	36	20%
2023	San Francisco	3/0	6	15	2.5	7	0	0	0	---	--	0	15	11	5%
Totals		**8/2**	**84**	**237**	**2.8**	**16**	**1**	**9**	**82**	**9.1**	**21**	**1**	**319**	**---**	**---**

CAREER HIGHS

Rush Attempts	27	3x, last: 1/16/22 at Dal (WC)
Rushing Yards	137	10/31/21 at Chi.
Rushing Long	39	10/31/21 at Chi.
Rushing TDs	2	1/8/23 vs. Ari.
Receptions	5	2x, last: 11/28/21 vs. Min.
Receiving Yards	50	1/30/22 at LAR (CC)
Receiving Long	21	1/30/22 at LAR (CC)
Receiving TDs	1	2x, last: 1/14/23 vs. Sea.
Scrimmage Yards	168	11/28/21 vs. Min.
Scrimmage TDs	2	1/8/23 vs. Ari



BIRDSEED

- Attended Erath (LA) High School, where he concluded his time there as the school's all-time leading rusher with 4,045 yards and 50 touchdowns ... Averaged just under 10 yards per carry and recorded a TD for every nine carries he received
- Is the youngest of five brothers ... Grew up heavily involved in sports alongside his brothers which sparked his love for the game of football

CAREER HIGHLIGHTS

- Originally selected by San Francisco in the 6th round (194th overall) of the 2021 NFL Draft ... Spent his first four seasons with the 49ers, appearing in 27 games (12 starts), totaling 1,523 yards on 327 carries (4.7 avg.) with 9 TDs, adding 158 yards on 28 catches (5.6 avg.) with 1 TD

2026 SEASON - EAGLES

-

2025 SEASON - CHIEFS & PATRIOTS

- Began the season with Kansas City, seeing action in one contest before signing with the Patriots practice squad in Week 17

COLLEGE HIGHLIGHTS

- Played collegiately at Louisiana (2017-2020), seeing action in 38 games (12 starts) ... Rushed for 3,259 yards on 526 touches (6.2 avg.) with 41 TDs and 597 yards on 49 touches (12.2 avg.) with 4 TDs ... Earned All-Sun Belt honors in 2018-20 and was selected first-team All-Louisiana in 2019 ... Finished his career ranked 5th on Louisiana's all-time rushing TD list and 6th on the program's all-time rushing yard list

2026 GAME-BY-GAME STATISTICS (PHI)																
				RUSHING					RECEIVING						OFF SNAPS	
Date	**Opp**		**GP/S**	**Att**	**Yds**	**Avg**	**Lg**	**TD**	**Rec**	**Yds**	**Avg**	**Lg**	**TD**	**TYS**	**No**	**Pct**
NOT ON NFL ROSTER																
NOT ON NFL ROSTER																
NOT ON NFL ROSTER																
NOT ON NFL ROSTER																
NOT ON NFL ROSTER																
NOT ON NFL ROSTER																
SIGNED BY PHI TO PRACTICE SQUAD (10/20/26)																
Oct 26	Dal	L	1/0	3	11	3.7	6	0	3	23	7.7	15	0	34	14	21%
Nov 1	at Was	L	1/0	11	34	3.1	9	0	4	3	0.8	4	0	37	39	74%
Nov 8	NYG	L	1/0	3	6	2.0	4	0	3	20	6.7	8	0	26	29	41%
Nov 22	Pit	W	---	EAGLES PRACTICE SQUAD												
Nov 26	at Dal															
Dec 6	at Ari															
Dec 13	Ind															
Dec 19	Sea															
Dec 24	Hou															
Jan 3	at SF															
TBD	at NYG															
Totals			**3/0**	**17**	**51**	**3.0**	**9**	**0**	**10**	**46**	**3.7**	**15**	**0**	**97**	**82**	**14%**



- As a senior in 2020, earned first-team All-Sun Belt honors after registering a team-leading 878 yards and 8 TDs on 141 carries (6.2 avg.) ... His rushing totals were 3rd-best in the Sun Belt and his yard per carry average was the 5th-highest in the league

TRANSACTIONS

- **2021**- Drafted by SF in 6th round (194th overall) ... **9/13/22** - Placed on Reserve/Injured (sprained right MCL) ... **11/12/22** - Activated from Reserve/Injured (sprained right MCL) ... **12/3/22** - Activated from Reserve/Injured (knee) ... **1/7/23** - Activated from Reserve/Injured (knee) ... **8/27/24** - Placed on Reserve/Injured (undisclosed) ... **3/13/25** - Signed by KC to 1-year contract ... **12/20/25** - Released by KC ... **12/23/25** - Signed by NE to practice squad ... **1/14/26** - Released by NE ... **2/11/26** - Signed by NE ... **4/28/26** - Released by NE ... **6/2/26** - Signed by PHI ... **8/10/26** - Placed on Reserve/Injured (undisclosed) .... **10/11/26** - Waived by PHI ... **10/20/26** - Signed by PHI to practice squad ... **10/26/26** - Elevated by PHI from practice squad for Week 7 vs. Dallas ... **10/31/26** - Elevated by PHI from practice squad for Week 8 at Washington ... **11/7/26** - Elevated by PHI from practice squad for Week 9 vs. N.Y Giants



QUINYON MITCHELL

CORNERBACK | 27

Height: 6-0 **Weight:** 193 **DOB:** July 18, 2001 (Age 25)
NFL Experience: 3rd Year *(3rd with Eagles)* **Draft:** D1-24 (22nd overall) by PHI
College: Toledo **Hometown (HS):** Williston, FL (Williston)

SUPER BOWL CHAMPION: 2024 (LIX) ALL-PRO: 2025 PRO BOWL: 2025 ALL-ROOKIE: 2024

CAREER STATISTICS

			TACKLES				PASS RUSH			INTERCEPTIONS					FUMBLES		DEF SNAPS	
Year	**Team**	**GP/S**	**Total**	**Solo**	**Asst**	**TFL**	**Sacks**	**QBH**	**QBP**	**Int**	**Yds**	**Lg**	**TD**	**PD**	**FF**	**FR**	**No**	**Pct**
2024	Philadelphia	16/16	46	37	9	0	0.0	0	0	0	0	--	0	12	0	0	955	91%
2025	Philadelphia	16/16	45	35	10	0	0.0	0	0	0	0	--	0	17	0	1	986	88%
2026	Philadelphia	10/10	41	32	9	2	0.0	0	0	1	0	--	0	11	0	0	629	90%
Totals		**42/42**	**132**	**104**	**28**	**2**	**0.0**	**0**	**0**	**1**	**0**	**--**	**0**	**40**	**0**	**1**	**---**	**---**
PLAYOFFS																		
2024	Philadelphia	4/4	14	12	2	0	0.0	0	0	2	0	0	0	4	0	0	204	75%
2025	Philadelphia	1/1	3	2	1	0	0.0	0	0	2	3	3	0	3	1	0	59	100%
Totals		**5/5**	**17**	**14**	**3**	**0**	**0.0**	**0**	**0**	**4**	**3**	**3**	**0**	**7**	**1**	**0**	**---**	**---**

CAREER HIGHS

Tackles	7	2x, last: 9/28/26 at Chi.
Sacks	--	---
INTs	2	1/11/26 vs. SF (WC)
PDs	5	9/28/25 at TB
FFs	1	1/11/26 vs. SF (WC)
FRs	1	9/4/25 vs. Dal.

Nicknames: Q, Bill, Speed Buggy ... Bucket list: Travel to Paris ... If he could play another sport, what position/team: Would be a Pitcher for the Philadelphia Phillies ... Food he would never eat: Pig feet ... If he could witness any sports moment: Golden State Warriors NBA Finals game ... Favorite athlete to watch: Darius Slay ... Favorite movies: *Forrest Gump* and *Set It Off* ... Favorite TV show: *Criminal Minds* ... Favorite music: Rap/hip-hop (Young Jeezy, Yo Gotti and Kodak Black)



BIRDSEED

- Became the first Toledo player to be selected in the 1st round of the NFL Draft since **Dan Williams** in 1993 (11th overall by Denver)
- Credits Toledo for sticking with him and giving him a chance to play college football when he struggled academically in high school ... Says the relationships he built with coaches, staff and teammates are why he never considered leaving Toledo for power five opportunities
- A three-sport athlete at Williston (FL) High School, where he competed in football, basketball and track ... Produced 8 INTs and ran for 983 yards and 11 TDs with a 9.5 yard per carry rush average as a senior

CAREER HIGHLIGHTS

- Earned his first career **Pro Bowl** honors in 2025 after recording a career-high 17 PDs and aiding a defense that allowed the fewest passing TDs in the NFL (14) ... Led all NFL CBs in catch rate allowed (42.4%) and average target separation (1.8) (min. 60 targets)
- A key member of the Eagles' **Super Bowl LIX**-winning defense in 2024
- Recognized as an *Associated Press* award finalist for Defensive Rookie of the Year in 2024 ... Ranked 3rd among NFL CBs in yards allowed per coverage snap (0.8) (min. 600 coverage snaps) ... Also had the 3rd-most forced incompletions (15) in the league

2026 SEASON - EAGLES

-

2025 SEASON - EAGLES

- Earned first-team **All-Pro** and **Pro Bowl** honors after totaling a career-high 17 PDs (team-high), 45 tackles (35 solo) and 1 FR ... Joined **Cooper DeJean** as the first Eagle CBs to be voted first-team All-Pro since **Lito Sheppard** in 2004
- Recorded a career-high 2 INTs and 1 FF in the NFC Wild Card Round game vs. San Francisco (1/11/26) ... Became only the fifth NFL player since at least 1994 to record 2+ INTs and 1+ FFs in a playoff game
- Registered 5 tackles (4 solo) and a career-high 5 PDs in the 31-25 win at Tampa Bay (9/28/25), becoming one of only two NFL players to record 5 PDs in one game to date and earning **NFC Defensive Player of the**

2026 GAME-BY-GAME STATISTICS (PHI)												
Date	**Opp**		**GP/S**	**Tot**	**Solo**	**Sk**	**Int**	**PD**	**FF**	**FR**	**Snaps**	**Pct**
Sep 13	Was	W	1/1	2	2	0.0	0	0	0	0	70	100%
Sep 20	at Ten	W	1/1	6	5	0.0	0	0	0	0	53	100%
Sep 28	at Chi	L	1/1	7	6	0.0	0	2	0	0	72	100%
Oct 4	LAR	L	1/1	4	4	0.0	0	0	0	0	36	43%
Oct 11	at Jax	L	1/1	5	4	0.0	1	2	0	0	72	100%
Oct 18	Car	L	1/1	5	2	0.0	0	3	0	0	79	100%
Oct 26	Dal	L	1/1	6	4	0.0	0	1	0	0	64	94%
Nov 1	at Was	L	1/1	3	3	0.0	0	0	0	0	60	100%
Nov 8	NYG	L	1/1	2	1	0.0	0	1	0	0	67	100%
Nov 22	Pit	W	1/1	1	1	0.0	0	2	0	0	56	79%
Nov 26	at Dal											
Dec 6	at Ari											
Dec 13	Ind											
Dec 19	Sea											
Dec 24	Hou											
Jan 3	at SF											
TBD	at NYG											
Totals			**10/10**	**41**	**32**	**0.0**	**1**	**11**	**0**	**0**	**629**	**90%**

Week honors

COLLEGE HIGHLIGHTS

- Played collegiately at Toledo (2020-23), finishing as the program's all-time leader in PDs (52) … Became the first Rocket to ever be named to all five major All-America teams (*AP, FWAA, AFCA, Sporting News and Walter Camp*) during his career … Also became the second player in school history to be selected to an All-America team in consecutive seasons (2022-23) by one of the five major publications
- As a senior in 2023, earned second-team All-America honors and was voted first-team All-MAC for the second straight year after recording 40 tackles, 19 PDs (2nd in nation), 1 INT and 1 blocked punt … Led the country with a program-record 25 PDs as a junior in 2022, receiving first-team All-MAC and second-team All-America recognition

TRANSACTIONS

- **2024** - Drafted by PHI in 1st round (22nd overall)





SMAEL MONDON

LINEBACKER | 42

(pronounced SMILE)

Height: 6-2 **Weight:** 224 **DOB:** Feb. 13, 2003 (Age 23)
NFL Experience: 2nd Year *(2nd with Eagles)* **Draft:** D5b-25 (161st overall) by PHI
College: Georgia **Hometown (HS):** Dallas, GA (Paulding County)

CAREER STATISTICS

			TACKLES				PASS RUSH			INTERCEPTIONS					FUMBLES		DEF SNAPS	
Year	Team	GP/S	Total	Solo	Asst	TFL	Sacks	QBH	QBP	Int	Yds	Lg	TD	PD	FF	FR	No	Pct
2025	Philadelphia	17/0	0	0	0	0	0.0	0	0	0	0	--	0	0	0	0	14	1%
2026	Philadelphia	9/0	5	2	3	0	0.0	0	0	0	0	--	0	0	0	0	26	4%
Totals		**26/0**	**5**	**2**	**3**	**0**	**0.0**	**0**	**0**	**0**	**0**	**--**	**0**	**0**	**0**	**0**	**---**	**---**
PLAYOFFS																		
2025	Philadelphia	1/0	0	0	0	0	0.0	0	0	0	0	--	0	0	0	0	0	0%
Totals		**1/0**	**0**	**0**	**0**	**0**	**0.0**	**0**	**0**	**0**	**0**	**--**	**0**	**0**	**0**	**0**	**0**	**0%**

ADDITIONAL STATISTICS

Special Teams Tackles: 23 - 2025 (11), 2026 (12) **Postseason Special Teams Tackles:** 2 - 2025 (2)

CAREER HIGHS

Tackles	5	11/8/26 vs. NYG
Sacks	--	---
INTs	--	---
PDs	--	---
FFs	--	---
FRs	--	---

Nicknames: The mayor, Slimey dude ... **Hobbies:** Watching movies, TV shows and exploring cars ... **First jobs:** Working at McDonald's and Little Caesars ... **If he could play another sport:** Basketball, would want to play with LeBron ... **Career choice outside of sports:** Owning a luxury car dealership ... **Favorite TV shows:** *Narcos* or *Stranger Things* ... **Favorite movie:** *Interstellar* ... **Favorite athlete:** Anthony Edwards



BIRDSEED

- Parents hail from the Ivory Coast (Cote D'Ivoire), West Africa ... Grew up bilingual, originally learning French and English as a child
- Prepped at Paulding County (GA) High School, where he played four seasons at QB, RB and WR in addition to LB ... Ranked as a five-star composite prospect by *247Sports* ... Labeled as the No. 29 prospect nationally, the No. 2 overall OLB prospect and No. 3 prospect in Georgia

2026 SEASON - EAGLES

-

2025 SEASON - EAGLES

- Played 17 contests in his rookie season, appearing in 289 special teams snaps and 14 snaps on defense

COLLEGE HIGHLIGHTS

- Played collegiately at Georgia (2021-24), totaling 213 tackles (124 solo), 17.5 TFLs, 6 PDs, 8.0 sacks and 1 INT in 51 career games (32 starts)
- As a senior in 2024, played in 10 games (eight starts), registering 57 tackles (29 solo), 3.5 TFLs and 3.0 sacks ... Helped lead the Dawgs to a victory over Texas (12/7/24) in the SEC Championship after posting 6 tackles (4 solo) and 2 pressures ... Included on Senior Bowl, Chuck Bednarik Award, Bronko Nagurski Trophy and Butkus Award watch lists

TRANSACTIONS

- **2025** - Drafted by PHI in 5th round (161st overall)

2026 GAME-BY-GAME STATISTICS (PHI)												
Date	**Opp**		**GP/S**	**Tot**	**Solo**	**Sk**	**Int**	**PD**	**FF**	**FR**	**Snaps**	**Pct**
Sep 13	Was	W	1/0	0	0	0.0	0	0	0	0	0	0%
Sep 20	at Ten	W	1/0	0	0	0.0	0	0	0	0	0	0%
Sep 28	at Chi	L	1/0	0	0	0.0	0	0	0	0	0	0%
Oct 4	LAR	L	1/0	0	0	0.0	0	0	0	0	0	0%
Oct 11	at Jax	L	1/0	0	0	0.0	0	0	0	0	0	0%
Oct 18	Car	L	1/0	0	0	0.0	0	0	0	0	0	0%
Oct 26	Dal	L	1/0	0	0	0.0	0	0	0	0	0	0%
Nov 1	at Was	L	1/0	0	0	0.0	0	0	0	0	0	0%
Nov 8	NYG	L	1/0	5	2	0.0	0	0	0	0	26	39%
Nov 22	Pit	W	0/0	INACTIVE								
Nov 26	at Dal											
Dec 6	at Ari											
Dec 13	Ind											
Dec 19	Sea											
Dec 24	Hou											
Jan 3	at SF											
TBD	at NYG											
Totals			**9/0**	**5**	**2**	**0.0**	**0**	**0**	**0**	**0**	**26**	**4%**





ELIJAH MOORE

WIDE RECEIVER | 19

Height: 5-9 **Weight:** 178 **DOB:** March 27, 2000 (Age 26)
NFL Experience: 6th Year *(1st with Eagles)* **Draft:** D2-21 (34th overall) by NYJ **Acquired:** FA-26
College: Mississippi **Hometown (HS):** Fort Lauderdale, FL (St. Thomas Aquinas)

CAREER STATISTICS

			RECEIVING					OFF SNAPS	
Year	**Team**	**GP/S**	**Rec**	**Yds**	**Avg**	**Lg**	**TD**	**No**	**Pct**
2021	N.Y. Jets	11/6	43	538	12.5	62t	5	476	44%
2022	N.Y. Jets	16/9	37	446	12.1	42	1	731	66%
2023	Cleveland	17/12	59	640	10.8	42	2	903	73%
2024	Cleveland	17/13	61	538	8.8	44	1	892	76%
2025	Buffalo	9/2	9	112	12.4	31	0	186	16%
2026	Philadelphia	8/3	4	17	4.3	14	0	113	18%
Totals		**78/45**	**213**	**2,291**	**10.8**	**62t**	**9**	---	---
PLAYOFFS									
2023	Cleveland	1/1	2	12	6.0	7	0	63	89%
2025	Denver	1/0	1	4	4.0	4	0	7	5%
Totals		**2/1**	**3**	**16**	**5.3**	**7**	**0**	---	---

ADDITIONAL STATISTICS

Rushing: 26-95-2 - 2021 (5-54-1), 2022 (5-5), 2023 (9-11), 2024 (1-1), 2025 (6-24-1)

Fumbles/Lost: 3/2 - 2022 (1/0), 2023 (2/2)

Kickoff Returns: 1-9 - 2022 (1-9) **Punt Returns:** 2-23 - 2023 (2-23)

CAREER HIGHS

Receptions	9	9/24/23 vs. Ten.
Receiving Yards	141	11/21/21 vs. Mia.
Receiving Long	62t	11/21/21 vs. Mia.
Receiving TDs	2	11/4/21 at Ind.



BIRDSEED

- Attended St. Thomas Aquinas (FL) High School, where he concluded his high school career as a four-star recruit via *ESPN*

CAREER HIGHLIGHTS

- Saw action in 70 games (42 starts) through his first five NFL seasons across stints with the Jets (2021-22), Browns (2023-24), Bills (2025) and Broncos (2025) ... Registered 2,274 yards on 209 catches (10.9 avg.) with 9 TDs while adding 95 rushing yards and 2 TDs
- In his first season with the Jets in 2021, became the first rookie to lead the team in receiving yards (538) since 1995 and posted the most receiving TDs (5) by a Jets rookie WR since **Keyshawn Johnson** (8, 1996)

2026 SEASON - EAGLES

-

2025 SEASON - BILLS & BRONCOS

- Began season with Buffalo, seeing action in nine contests (two starts) before signing with Denver's practice squad in December for the club's playoff run ... Was elevated by the Broncos for the AFC Championship game vs. New England

COLLEGE HIGHLIGHTS

- Played collegiately at Mississippi (2018-20), appearing in 32 contests (24 starts) and totaling 2,441 yards on 189 catches (12.9 avg.) with 16 TDs ... Posted one of Ole Miss most prolific seasons at the WR position as a junior in 2020 ... Earned consensus All-American honors after leading the country in both receiving yards per game (149.1) and receptions per game (10.8), finishing the season with 86 receptions (program record) for 1,193 yards ... Concluded his collegiate career finishing top-10 in Rebels history in receptions (T-3rd, 189), receiving yards (4th, 2,441) and receiving TDs (6th, 16)

TRANSACTIONS

- **2021** - Drafted by NYJ in 2nd round (34th overall) ... **12/11/21** - Placed on Reserve/Injured (quadriceps) ... **12/16/21** - Placed on Reserve/COVID-19 ... **12/24/21** - Activated from Reserve/COVID-19 ... **3/22/23** - Traded from NYJ to CLE for 2023 2nd-round draft pick ... **5/5/25** - Signed by BUF to 1-year contract ... **11/26/25** - Released by BUF ... **12/2/25** - Signed by DEN to practice squad ... **1/16/26** - Elevated by DEN for AFC Divisional Round vs. Buffalo ... **1/24/26** - Elevated by DEN for AFC Championship game ... **2/2/26** - Released by DEN ... **3/26/26** - Signed by PHI to 1-year contract

2026 GAME-BY-GAME STATISTICS (PHI)										
Date	**Opp**		**GP/S**	**Rec**	**Yds**	**Avg**	**Lg**	**TD**	**Snaps**	**Pct**
Sep 13	Was	W	0/0	INACTIVE						
Sep 20	at Ten	W	0/0	INACTIVE						
Sep 28	at Chi	L	1/0	0	0	---	--	0	6	12%
Oct 4	LAR	L	1/0	0	0	---	--	0	10	16%
Oct 11	at Jax	L	1/1	0	0	---	--	0	12	19%
Oct 18	Car	L	1/0	1	4	4.0	4	0	8	12%
Oct 26	Dal	L	1/1	2	16	8.0	14	0	22	33%
Nov 1	at Was	L	1/0	0	0	---	--	0	18	26%
Nov 8	NYG	L	1/0	1	-3	-3.0	-3	0	26	37%
Nov 22	Pit	W	1/1	0	0	---	--	0	11	21%
Nov 26	at Dal									
Dec 6	at Ari									
Dec 13	Ind									
Dec 19	Sea									
Dec 24	Hou									
Jan 3	at SF									
TBD	at NYG									
Totals			**8/3**	**4**	**17**	**4.3**	**14**	**0**	**113**	**18%**





KENNY MOORE II

DEFENSIVE BACK | 23

Height: 5-10 **Weight:** 190 **DOB:** Aug. 23, 1995 (Age 31)
NFL Experience: 10th Year *(1st with Eagles)* **Draft:** UDFA-17 by NE **Acquired:** FA-26
College: Valdosta State **Hometown (HS):** Valdosta, GA (Lowndes)

CAREER STATISTICS

			TACKLES				PASS RUSH			INTERCEPTIONS					FUMBLES		DEF SNAPS	
Year	Team	GP/S	Total	Solo	Asst	TFL	Sacks	QBH	QBP	Int	Yds	Lg	TD	PD	FF	FR	No	Pct
2017	Indianapolis	16/5	33	28	5	1	0.0	0	0	1	25	25	0	5	1	0	381	35%
2018	Indianapolis	15/15	77	63	13	4	1.5	2	7	3	52	32	0	11	1	0	910	93%
2019	Indianapolis	11/11	61	50	11	4	2.5	4	6	2	36	35	0	3	0	1	631	92%
2020	Indianapolis	16/14	79	67	12	4	2.0	3	6	4	45	29t	1	13	1	0	952	92%
2021	Indianapolis	17/17	102	81	20	6	1.0	1	5	4	78	32	0	13	1	0	1,063	97%
2022	Indianapolis	12/12	65	50	15	4	1.0	1	1	0	0	--	0	4	0	0	773	99%
2023	Indianapolis	16/16	93	68	25	8	1.5	2	3	3	115	66t	2	6	0	0	1,088	99%
2024	Indianapolis	15/15	78	51	27	4	0.5	2	4	3	28	12	0	7	0	1	1,012	98%
2025	Indianapolis	14/7	55	34	21	3	1.5	3	3	1	32	32t	1	6	2	0	715	76%
2026	Philadelphia	7/0	13	11	2	0	0.0	0	0	0	0	--	0	0	0	0	173	25%
Totals		**139/112**	**654**	**503**	**151**	**38**	**11.5**	**18**	**35**	**21**	**411**	**66t**	**4**	**68**	**6**	**2**	**---**	**---**
PLAYOFFS																		
2018	Indianapolis	2/2	19	13	6	3	3.0	4	4	1	10	10	0	3	0	0	158	100%
2020	Indianapolis	1/1	5	4	1	0	0.0	0	0	0	0	--	0	0	0	0	59	100%
Totals		**3/3**	**24**	**17**	**7**	**3**	**3.0**	**4**	**4**	**1**	**10**	**10**	**0**	**3**	**0**	**0**	**---**	**---**

ADDITIONAL STATISTICS

Special Teams Tackles: 7 - 2017 (4), 2020 (1), 2021 (1), 2026 (1)

CAREER HIGHS

Tackles	10	11/22/20 vs. GB
Sacks	1.5	10/22/23 vs. Cle.
INTs	2	2x, last: 12/22/24 vs. Ten.
PDs	3	3x, last: 11/14/21 vs. Jax.
FFs	1	6x, last: 11/2/25 at Pit.
FRs	1	2x, last: 11/3/24 at Min.



BIRDSEED

- Named the Colts' Walter Payton NFL Man of the Year nominee in 2021, 2024 and 2025, becoming the first player in franchise history to receive the team's nomination three times
- Represented a variety of causes through the NFL's *My Cause My Cleats* initiative during his time in Indianapolis, including programs like A Kid Again, Kick the Stigma, the Mighty Mason Foundation and his own non-profit, Love One Foundation
- Inducted into the Valdosta State Athletics Hall of Fame for his collegiate football career, becoming the eighth member to earn this honor

CAREER HIGHLIGHTS

- Played in 132 regular-season games with Indianapolis (2017-25), totaling 649 tackles (498 solo), 11.5 sacks, 67 passes defensed and 21 interceptions for 411 yards
- Became the first player in Colts history to record two pick-sixes in a single game, returning interceptions 49 and 66 yards for touchdowns vs. Carolina in 2023

2026 SEASON - EAGLES

-

2025 SEASON - COLTS

- Saw action in 14 contests, recording 55 tackles (36 solo), 1.5 sacks, 5 passes defensed, 1 interception for 32 yards and 1 forced fumble

2026 GAME-BY-GAME STATISTICS (PHI)												
Date	**Opp**		**GP/S**	**Tot**	**Solo**	**Sk**	**Int**	**PD**	**FF**	**FR**	**Snaps**	**Pct**
NOT ON NFL ROSTER												
NOT ON NFL ROSTER												
SIGNED BY PHI TO PRACTICE SQUAD (9/23/26)												
Sep 28	at Chi	L	---	EAGLES PRACTICE SQUAD								
Oct 4	LAR	L	1/0	0	0	0.0	0	0	0	0	1	1%
Oct 11	at Jax	L	1/0	5	4	0.0	0	0	0	0	44	61%
Oct 18	Car	L	1/0	4	3	0.0	0	0	0	0	48	61%
Oct 26	Dal	L	1/0	1	1	0.0	0	0	0	0	44	65%
Nov 1	at Was	L	1/0	3	3	0.0	0	0	0	0	29	48%
Nov 8	NYG	L	1/0	0	0	0.0	0	0	0	0	7	10%
Nov 22	Pit	W	1/0	0	0	0.0	0	0	0	0	0	0%
Nov 26	at Dal											
Dec 6	at Ari											
Dec 13	Ind											
Dec 19	Sea											
Dec 24	Hou											
Jan 3	at SF											
TBD	at NYG											
Totals			**7/0**	**13**	**11**	**0.0**	**0**	**0**	**0**	**0**	**173**	**25%**

COLLEGE HIGHLIGHTS

- Played collegiately at Valdosta State (2013-16), appearing in 46 games and totaling 171 tackles (117 solo), 8.5 TFL, 2 sacks and 11 interceptions ... Earned AFCA All-America Honors in 2016, becoming the 13th player in program history to receive this recognition Helped lead the Blazers to a 33-13 overall record, three playoff appearances and a national quarterfinal berth
- Recorded 54 tackles, 6 pass breakups and 3 interceptions as a junior, including two interception returns for touchdowns ... In 2016, posted a career-high 65 tackles, 1 sack, 8 pass breakups and 5 interceptions

TRANSACTIONS

- **2017** - Signed by NE ... **9/2/17** - Waived by NE ... **9/3/17** - Acquired by IND off waivers ... **6/13/19** - Re-signed by IND to 4-year contract ... **1/4/23** - Placed on Reserve/Injured (ankle) ... **3/12/24** - Re-signed by IND to 3-year contract ... **5/7/26** - Released by IND ... **9/23/26** - Signed by PHI to practice squad ... **9/29/26** - Signed by PHI to active roster from practice squad





MICAH MORRIS

GUARD | 76

Height: 6-5 **Weight:** 334 **DOB:** Aug. 25, 2003 (Age 23)
NFL Experience: Rookie *(1st with Eagles)* **Draft:** D6-26 (207th overall) by PHI
College: Georgia **Hometown (HS):** Kingsland, GA (Camden County)

CAREER STATISTICS

			STARTS		OFF SNAPS	
Year	**Team**	**GP/S**	**LT**	**RT**	**No**	**Pct**
2026	Philadelphia	8/0	0	0	1	1%
Totals		**8/0**	**0**	**0**	**---**	**---**

Hobbies: Playing video games and going to the movies, "I'm an AMC A-lister" ... **First job:** Sweeping in his uncle's barbershop ... **Alternate career choice:** Owning a trucking company or charter bus company to make his hometown more travel efficient ... **Karaoke song of choice:** "John" by Rick Ross and Lil Wayne ... **Favorite TV shows:** *Spongebob* and *Abbott Elementary* ... **Favorite movies:** *Interstellar, Avatar* and *The Great Debaters* ... **Favorite quote:** "There's no traffic at 6am"



BIRDSEED

- Was introduced by his father to the game of football ... Started playing flag football at the age of five, before playing defensive line when he made the transition into tackle football ... Concluded high school career as a four-star recruit out of Camden County (GA) High School, where he spent four years playing varsity on the offensive line
- Graduated high school with a 4.75 GPA ... Majored in learning design and technology during his undergraduate studies at Georgia
- Silent committed to the University of Georgia when he was only 15 years old ... Despite other schools offering scholarships and coaching changes at the school, stayed locked into his decision and played on two CFP-championship winning teams (2021-22)

2026 SEASON - EAGLES

-

COLLEGE HIGHLIGHTS

- Appeared in 48 games (19 starts) over five seasons at Georgia (2021-25), including playing on two CFP national championship-winning teams (2021-22) and helping the program win three SEC titles (2022, '24-25) during his collegiate career
- As a senior in 2025, started all 14 games at LG, finishing the season as the only Georgia lineman to start every game ... Aided an offense that averaged 32.1 points per game and finished third in the SEC in sacks allowed (18) ... Blocked for **Gunnar Stockton**, who earned a top-8 finish in Heisman voting during his first full season as a starter

TRANSACTIONS

- **2026** - Drafted by PHI in 6th round (207th overall)



ANDREW MUKUBA

SAFETY | 24

(pronounced muh-KOO-bah)

Height: 5-11 **Weight:** 186 **DOB:** Dec. 7, 2002 (Age 23)
NFL Experience: 2nd Year *(2nd with Eagles)* **Draft:** D2-25 (64th overall) by PHI
College: Texas **Hometown (HS):** Austin, TX (Lyndon B. Johnson)

CAREER STATISTICS

			TACKLES				PASS RUSH			INTERCEPTIONS					FUMBLES		DEF SNAPS	
Year	Team	GP/S	Total	Solo	Asst	TFL	Sacks	QBH	QBP	Int	Yds	Lg	TD	PD	FF	FR	No	Pct
2025	Philadelphia	11/10	46	27	19	2	0.5	1	1	2	41	41	0	3	0	0	672	60%
2026	Philadelphia	10/10	56	34	22	0	0.0	0	0	1	21	21	0	3	1	0	694	99%
Totals		**21/20**	**102**	**61**	**41**	**2**	**0.5**	**1**	**1**	**3**	**62**	**41**	**0**	**6**	**1**	**0**	**---**	**---**
PLAYOFFS																		
2025	Philadelphia	0/0	0	0	0	0	0.0	0	0	0	0	--	0	0	0	0	0	0%
Totals		**0/0**	**0**	**0**	**0**	**0**	**0.0**	**0**	**0**	**0**	**0**	**--**	**0**	**0**	**0**	**0**	**0**	**0%**

CAREER HIGHS

Tackles	9	2x, last: 11/1/26 at Was.
Sacks	0.5	9/14/25 at KC
INTs	1	3x, last: 10/4/26 vs. LAR
PDs	1	4x, last: 10/4/26 vs. LAR
FFs	1	11/1/26 at Was.
FRs	--	--

Nicknames: Koobs, Kub ... **First job:** YMCA basketball official for 9U teams ... **Bucket list item:** Trying out the best food places in Philadelphia ... **If he could play another sport:** Would be a striker for Real Madrid because soccer was his first love ... **Career choice outside of sports:** Real estate, "You can make some good money in that." ... **Favorite TV show:** *Power Book II: Ghost* ... **Favorite movie:** *Home Alone*



BIRDSEED

- Was born in Harare, Zimbabwe before his family immigrated to Austin, TX when he was 9 years old ... While in Zimbabwe, Mukuba's family dealt with far from ideal living conditions that included Andrew and his siblings sleeping on the floor, going days without electricity and having to walk miles into Zimbabwe's capital city for necessary resources
- Upon moving to the states, he attended Lyndon B. Johnson (TX) High School where he excelled as a versatile superstar, winning District Offensive Player of the Year in 2020 while recording 6 INTs on defense

2026 SEASON - EAGLES

2025 SEASON - EAGLES

- Played in 11 games (10 starts) as a rookie before being placed on Reserve/Injured for the remainder of the season ... Notched 46 tackles, 0.5 sack, 3 PDs and 2 INTs
- Registered 6 tackles, 0.5 sacks, 1 PD and his first career INT in the 20-17 win at Kansas City (9/14/25) ... Intercepted Chiefs QB **Patrick Mahomes** on 2nd-and-6 from the PHL 6-yard line, setting up a 1-yard **Jalen Hurts** TD run to give Philadelphia a 20-10 4th-quarter lead

COLLEGE HIGHLIGHTS

- Began his collegiate career at Clemson (2021-23) before spending his final season at Texas (2024) ... Played in 50 total games (44 starts), recording 218 tackles (151 solo), 31 PDs, 8.5 TFL, 6 INTs and 2 FRs
- As a senior at Texas in 2024, played in 15 contests (12 starts) earning third-team All-SEC honors after totaling 69 tackles (41 solo), 11 PDs, 5 INTs (tied team-high), 4 TFLs and 1 FF ... Helped the Longhorns make appearances in the SEC Championship and the CFP Semifinal
- In 2021, registered 54 tackles (38 solo), 2 TFLs, 1.0 sack and 1 FR in 13 games (10 starts) en route to earning Freshman All-American honors and winning the ACC Defensive Rookie of The Year ... The 10 starts were the most by a Clemson true freshman in the modern era ... Began season as the first true freshman DB to start a game for Clemson since 1972 when he took the field versus Georgia (9/4/21)

2026 GAME-BY-GAME STATISTICS (PHI)												
Date	**Opp**		**GP/S**	**Tot**	**Solo**	**Sk**	**Int**	**PD**	**FF**	**FR**	**Snaps**	**Pct**
Sep 13	Was	W	1/1	1	1	0.0	0	0	0	0	70	100%
Sep 20	at Ten	W	1/1	6	2	0.0	0	0	0	0	52	98%
Sep 28	at Chi	L	1/1	9	4	0.0	0	0	0	0	72	100%
Oct 4	LAR	L	1/1	4	1	0.0	1	1	0	0	84	100%
Oct 11	at Jax	L	1/1	3	3	0.0	0	0	0	0	72	100%
Oct 18	Car	L	1/1	8	4	0.0	0	0	0	0	79	100%
Oct 26	Dal	L	1/1	7	4	0.0	0	0	0	0	68	100%
Nov 1	at Was	L	1/1	9	7	0.0	0	1	1	0	59	98%
Nov 8	NYG	L	1/1	5	5	0.0	0	0	0	0	67	100%
Nov 22	Pit	W	1/1	4	3	0.0	0	1	0	0	71	100%
Nov 26	at Dal											
Dec 6	at Ari											
Dec 13	Ind											
Dec 19	Sea											
Dec 24	Hou											
Jan 3	at SF											
TBD	at NYG											
Totals			**10/10**	**56**	**34**	**0.0**	**1**	**3**	**1**	**0**	**694**	**99%**



TRANSACTIONS

- **2025** - Drafted by PHI in 2nd Round (64th overall) ... **11/26/25** - Placed on Reserve/Injured (ankle)



JOHNNY MUNDT

TIGHT END | 83

Height: 6-4 **Weight:** 243 **DOB:** Nov. 23, 1994 (Age 32)
NFL Experience: 9th Year *(1st with Eagles)* **Draft:** UDFA-17 by MIN **Acquired:** FA-26
College: Oregon **Hometown (HS):** Modesto, CA (Central Catholic)

SUPER BOWL CHAMPION: LVI (2021)

CAREER STATISTICS

			RECEIVING					OFF SNAPS	
Year	**Team**	**GP/S**	**Rec**	**Yds**	**Avg**	**Lg**	**TD**	**No**	**Pct**
2017	L.A. Rams	2/0	0	0	0.0	0	0	4	1%
2018	L.A. Rams	10/0	1	5	5.0	0	0	40	4%
2019	L.A. Rams	13/2	4	26	6.5	9	0	211	19%
2020	L.A. Rams	16/1	4	53	13.3	34	0	121	11%
2021	L.A. Rams	6/0	1	9	9.0	9	0	100	9%
2022	Minnesota	17/12	19	140	7.4	17	1	443	38%
2023	Minnesota	17/0	17	172	10.1	32	1	223	20%
2024	Minnesota	17/3	19	142	7.5	20	2	434	39%
2025	Jacksonville	16/6	9	111	12.3	21	0	389	34%
2026	Philadelphia	10/6	4	16	4.0	6	0	228	36%
Totals		**124/30**	**78**	**674**	**8.6**	**34**	**4**	**---**	**---**
PLAYOFFS									
2017	Los Angeles	0/0	0	0	0.0	0	0	0	0%
2018	Los Angeles	3/0	0	0	0.0	0	0	6	3%
2020	Los Angeles	2/0	0	0	0.0	0	0	3	2%
2021	Los Angeles	0/0	0	0	0.0	0	0	0	0%
2022	Minnesota	1/0	1	12	12.0	12	0	21	37%
2024	Minnesota	1/1	2	28	14.0	22	0	16	22%
2025	Jacksonville	1/1	0	0	---	0	0	13	23%
Totals		**8/2**	**3**	**40**	**13.3**	**22**	**0**	**---**	**---**

ADDITIONAL STATISTICS

Special Teams Tackles: 9 - 2019 (3), 2020 (2), 2021 (2), 2023 (1), 2026 (1)

Forced Fumbles: 1 - 2019 (1) **Kickoff Returns:** 1-0 - 2022 (1-0)



BIRDSEED

- Has represented Ciara's Circle of Hope Foundation through the NFL's *My Cause My Cleats* initiative ... The foundation, which was created in honor of his close family friend Ciara Martella Chiesa, promotes cancer research and helps families in the local community who are affected by the disease
- Comes from six generations of walnut farmers ... His parents founded Alpine Pacific Nut Company in 1999 ... The company combines innovative technology with the family's experience to create the finest and freshest walnuts possible

CAREER HIGHLIGHTS

- A member of the Rams' Super Bowl LVI-winning roster in 2021
- Contributed on offense and special teams in 122 games (26 starts), appearing in over 2,000 offensive snaps with Los Angeles, Minnesota and Jacksonville

2026 SEASON - EAGLES

-

2025 SEASON - JAGUARS

- Appeared in 17 games (seven starts), recording 9 receptions for 111 yards (12.3 avg.) in 389 offensive snaps

COLLEGE HIGHLIGHTS

- Played collegiately at Oregon (2013-16), seeing action in 47 games and tallying 46 receptions for 683 yards (14.8 avg.) and 8 TDs ... In 2016, earned a PAC-12 All-Conference Honorable Mention and the Dudley Randolph Clarke Memorial Award, recognizing him as the team's most improved player, after registering 17 catches for 254 yards and 3 TDs in a five-game stretch

TRANSACTIONS

- **2017** - Signed by LAR as UDFA ... **9/3/17** - Waived by LAR ... **9/5/17** - Signed by LAR to practice squad ... **11/11/17** - Signed by LAR to active roster from practice squad ... **11/21/17** - Waived by LAR ... **11/24/17** - Signed by LAR to practice squad ... **1/8/18** - Signed by LAR ... **4/17/20** - Signed by LAR to 1-year contract ... **3/19/21** - Signed by LAR to 1-year contract ... **10/19/21** - Placed on Reserve/Injured (torn ACL) ... **2/15/22** - Activated from Reserve/Injured (torn ACL) ... **3/16/22** - Signed by MIN to 2-year contract ... **3/8/24** - Signed by MIN to 1-year contract extension ... **3/13/25** - Signed by JAX to 2-year contract ... **3/10/26** - Released by JAX ... **3/13/26** - Signed by PHI to 1-year contract

CAREER HIGHS

Receptions	5	1/7/24 at Det.
Receiving Yards	58	1/7/24 at Det.
Receiving Long	34	10/26/20 vs. Chi.
Receiving TDs	1	4x, last: 12/1/24 vs. Ari.

2026 GAME-BY-GAME STATISTICS (PHI)										
Date	**Opp**		**GP/S**	**Rec**	**Yds**	**Avg**	**Lg**	**TD**	**Snaps**	**Pct**
Sep 13	Was	W	1/1	0	0	---	--	0	20	36%
Sep 20	at Ten	W	1/1	2	8	4.0	6	0	49	65%
Sep 28	at Chi	L	1/1	1	4	4.0	4	0	26	52%
Oct 4	LAR	L	1/1	0	0	---	--	0	49	80%
Oct 11	at Jax	L	1/1	0	0	---	--	0	20	32%
Oct 18	Car	L	1/0	1	4	4.0	4	0	19	30%
Oct 26	Dal	L	1/1	0	0	---	--	0	16	24%
Nov 1	at Was	L	1/0	0	0	---	--	0	13	19%
Nov 8	NYG	L	1/0	0	0	---	--	0	8	11%
Nov 22	Pit	W	1/0	0	0	---	--	0	8	15%
Nov 26	at Dal									
Dec 6	at Ari									
Dec 13	Ind									
Dec 19	Sea									
Dec 24	Hou									
Jan 3	at SF									
TBD	at NYG									
Totals			**10/6**	**4**	**16**	**4.0**	**6**	**0**	**228**	**36%**





EVAN NEAL (PS)

GUARD | 79

Height: 6-7 **Weight:** 340 **DOB:** Sept. 19, 2000 (Age 26)
NFL Experience: 5th Year *(1st with Eagles)* **Draft:** D1b-22 (7th overall) by NYG **Acquired:** FA-26
College: Alabama **Hometown (HS):** Okeechobee, FL (IMG Academy)

CAREER STATISTICS									
			STARTS					OFF SNAPS	
Year	Team	GP/S	LT	LG	C	RG	RT	No	Pct
2022	N.Y. Giants	13/13	0	0	0	0	13	737	86%
2023	N.Y. Giants	7/7	0	0	0	0	7	459	97%
2024	N.Y. Giants	9/7	0	0	0	0	7	460	77%
2026	Philadelphia	0/0	0	0	0	0	0	0	0%
Totals		**29/27**	**0**	**0**	**0**	**0**	**27**	**---**	**---**
PLAYOFFS									
2022	N.Y. Giants	2/2	0	0	0	0	2	124	100%
Totals		**2/2**	**0**	**0**	**0**	**0**	**2**	**---**	**---**



BIRDSEED

- Started at right tackle for Alabama's 2021 College Football Playoff National Championship team ... Helped the Crimson Tide secure a dominant 52–24 victory over Ohio State to capture the national title
- While at Alabama, named a permanent team captain in 2021 ... Earned consensus first-team All-America honors from four major organizations: AFCA, FWAA, The Sporting News and Walter Camp ... Named a semifinalist for the Outland Trophy and Lombardi Award
- A standout at IMG Academy (Fla.), ranked the nation's No. 1 offensive tackle and No. 8 overall player by Rivals ... Selected to play in the Under Armour All-America Game ... Became IMG Football's first top-10 NFL Draft pick

2026 SEASON - EAGLES

COLLEGE HIGHLIGHTS

- Anchored an offense that ranked sixth nationally in scoring (39.9 points per game) and seventh in passing (338.2 yards per game) ... Recorded a season-high six knockdown blocks against Arkansas and did not allow a sack in the national championship semifinal win over Cincinnati
- As a sophomore, started 13 games at right tackle, playing 810 snaps ... Helped lead an Alabama offense that ranked first nationally in scoring (48.5 points per game) and rushing touchdowns (37)
- Started all 13 games at left guard and was named a Freshman All-American ... Helped pave the way for an Alabama offense that averaged 510.8 yards per game and ranked among the nation's top three in scoring (47.2 points per game) and passing (342.2 yards per game) ... The Crimson Tide surrendered just 12 sacks on 406 pass attempts, ranking third nationally

TRANSACTIONS

- **2022** - Signed by NYG to 4-year contract ... 3/11/26 - Re-signed by NYG to 1-year contract ... **8/30/26** - Waived by NYG ... **9/4/26** - Signed by LV to practice squad ... **10/19/26** - Waived from LV practice squad ... **10/22/26** - Signed by PHI to practice squad



MORO OJOMO

DEFENSIVE TACKLE | 97

(pronounced MORE-oh oh-JOE-moe)

Height: 6-3 **Weight:** 292 **DOB:** Aug. 15, 2001 (Age 25)
NFL Experience: 4th Year *(4th with Eagles)* **Draft:** D7-23 (249th overall) by PHI
College: Texas **Hometown (HS):** Katy, TX (Katy)

SUPER BOWL CHAMPION: 2024 (LIX)

CAREER STATISTICS

			TACKLES				PASS RUSH			INTERCEPTIONS					FUMBLES		DEF SNAPS	
Year	Team	GP/S	Total	Solo	Asst	TFL	Sacks	QBH	QBP	Int	Yds	Lg	TD	PD	FF	FR	No	Pct
2023	Philadelphia	8/0	3	2	1	0	0.0	0	1	0	0	--	0	0	0	0	68	6%
2024	Philadelphia	17/1	20	6	14	0	0.0	5	22	0	0	--	0	0	0	0	388	37%
2025	Philadelphia	17/9	38	17	21	6	6.0	12	29	0	0	--	0	1	0	0	740	66%
2026	Philadelphia	10/5	26	11	15	4	0.0	6	30	0	0	--	0	0	0	0	428	61%
Totals		**52/15**	**87**	**36**	**51**	**10**	**6.0**	**23**	**76**	**0**	**0**	**--**	**0**	**1**	**0**	**0**	**---**	**---**
PLAYOFFS																		
2023	Philadelphia	0/0	0	0	0	0	0.0	0	0	0	0	--	0	0	0	0	0	0%
2024	Philadelphia	4/0	7	5	2	2	1.0	1	7	0	0	--	0	0	0	0	102	38%
2025	Philadelphia	1/0	2	2	0	0	0.0	0	2	0	0	--	0	0	0	0	38	64%
Totals		**5/0**	**9**	**7**	**2**	**2**	**1.0**	**1**	**9**	**0**	**0**	**--**	**0**	**0**	**0**	**0**	**---**	**---**

CAREER HIGHS

Tackles	5	2x, last: 10/26/26 vs. Dal.
Sacks	1.0	7x, last: 12/28/25 at Buf.
INTs	--	---
PDs	1	9/28/25 at TB
FFs	--	---
FRs	--	---

Hobbies: Reading about finance, networking, watching Liverpool ... **First job:** Working at Hat Creek headquarters ... **Biggest influence:** His dad, who's always speaking positivity into his life ... **If he could have a career outside of sports:** Would work in private equity and venture capital ... **Favorite movie:** *The Great Gatsby*



BIRDSEED

- Originally born in Lagos, Nigeria ... His family emigrated from Nigeria to Santa Clarita, CA, when he was 8 years old after his mother, Bimbo, received an offer to work for an IT company ... His father, Ololade, is a pastor who opened a church in California after the move ... Early on during their time in the United States, his older sister, Omodele, was diagnosed with leukemia ... After several years of hospital visits and chemotherapy, the family moved to Katy, TX, for a fresh start
- Enrolled at the University of Texas when he was 16 years old ... Began kindergarten at 3 years old at a British school in Nigeria and remained on that educational path after moving to the United States
- While at Katy (TX) High School, served as a backup on the freshman team and didn't earn a spot on junior varsity the following year ... Had to push himself to keep up with the older players and began investing time in weight training before his junior year ... Made the varsity team and went on to become a highly-recruited, all-state player
- Majored in business finance and plans to have a career as a corporate lawyer after football ... A four-time first-team Academic All-Big 12 honoree and eight-time Big 12 Commissioner's Honor Roll member ... Served on the student athlete advisory committee for three years to advocate and address issues student athletes faced

CAREER HIGHLIGHTS

- A member of Philadelphia's **Super Bowl LIX**-winning roster in 2024

2026 SEASON - EAGLES

-

2025 SEASON - EAGLES

- Appeared in 17 contests (nine starts) with 38 tackles (17 solo), 29 pressures and a career-high 6.0 sacks in 740 defensive snaps
- Posted a team-high-tying 5 QB pressures and 1.0 sack on Buccaneers QB **Baker Mayfield** in the 31-25 win at Tampa Bay (9/28/25)

2026 GAME-BY-GAME STATISTICS (PHI)												
Date	**Opp**		**GP/S**	**Tot**	**Solo**	**Sk**	**Int**	**PD**	**FF**	**FR**	**Snaps**	**Pct**
Sep 13	Was	W	1/0	3	2	0.0	0	0	0	0	48	69%
Sep 20	at Ten	W	1/0	4	2	0.0	0	0	0	0	43	81%
Sep 28	at Chi	L	1/0	3	0	0.0	0	0	0	0	39	54%
Oct 4	LAR	L	1/0	2	1	0.0	0	0	0	0	60	71%
Oct 11	at Jax	L	1/0	0	0	0.0	0	0	0	0	42	58%
Oct 18	Car	L	1/1	1	1	0.0	0	0	0	0	32	41%
Oct 26	Dal	L	1/1	5	0	0.0	0	0	0	0	35	51%
Nov 1	at Was	L	1/1	3	1	0.0	0	0	0	0	36	60%
Nov 8	NYG	L	1/1	3	3	0.0	0	0	0	0	42	63%
Nov 22	Pit	W	1/1	2	1	0.0	0	0	0	0	51	72%
Nov 26	at Dal											
Dec 6	at Ari											
Dec 13	Ind											
Dec 19	Sea											
Dec 24	Hou											
Jan 3	at SF											
TBD	at NYG											
Totals			**10/5**	**26**	**11**	**0.0**	**0**	**0**	**0**	**0**	**428**	**61%**



COLLEGE HIGHLIGHTS

- Played collegiately at Texas (2018-22), where he was a two-time All-Big 12 honoree … During his five-year career with the Longhorns, totaled 95 tackles (50 solo), 13.5 TFLs, 5.0 sacks, 1 FF and 1 FR in 50 games
- Registered career highs in tackles (32 solo), TFLs (5.5), sacks (3.0) and FFs (1) over 12 games (five starts) as a senior in 2022, earning second-team All-Big 12 accolades … Also voted an all-conference honorable mention selection following his junior campaign in 2021

TRANSACTIONS

- **2023** - Drafted by PHI in 7th round (249th overall)



JOHN OJUKWU

TACKLE | 67

(pronounced oh-JOO-koo)

Height: 6-5 **Weight:** 309 **DOB:** Jan. 9, 1999 (Age 27)
NFL Experience: 2nd Year ***(1st with Eagles)*** **Draft:** UDFA-23 by TEN **Acquired:** FA-26
College: Boise State **Hometown (HS):** Boise, ID (Boise)

CAREER STATISTICS

			STARTS		OFF SNAPS	
Year	**Team**	**GP/S**	**LT**	**RT**	**No**	**Pct**
2023	Tennessee	3/3	0	0	67	6%
2024	Tennessee	11/4	0	1	264	24%
2025	Tennessee	2/2	0	2	97	9%
2026	Philadelphia	1/0	0	0	1	1%
Totals		**17/9**	**0**	**3**	**---**	**---**



BIRDSEED

- Rated a three-star recruit and the No. 4 prospect in the state according to *247Sports* ... Named First-Team All-Conference and First-Team All-State as a senior in 2017
- Prepped at Boise (ID) High School, where he lettered in football, wrestling and track & field

2026 SEASON - EAGLES

-

2025 SEASON - TITANS

- Contributed to the Titans' practice squad and active roster, seeing action in two games (two starts) and registering 97 snaps

COLLEGE HIGHLIGHTS

- Played collegiately at Boise State (2017-22), where he saw action in 56 games (51 starts) and helped the Broncos register the program's 12 consecutive season with a 1,000+ yard rusher ... As a sophomore in 2019, provided protection for an offense that ranked 14th in the nation in scoring (36.8 ppg.) ... Received All-Mountain West First Team accolades in 2021 and '22

TRANSACTIONS

- **2023** - Signed by TEN as UDFA ... **8/29/23** - Waived by TEN ... **8/30/23** - Signed by TEN to practice squad ... **12/23/23** - Signed by TEN to active roster from practice squad ... **10/8/24** - Waived by TEN ... **10/10/24** - Signed by TEN to practice squad ... **10/26/24** - Signed by TEN to active roster from practice squad ... **8/27/25** - Waived by TEN ... **8/29/25** - Signed by TEN to practice squad ... **9/13/25** - Elevated by TEN from practice squad for Week 2 vs. LAR ... **9/20/25** - Elevated by TEN from practice squad for Week 3 vs. IND ... **10/11/25** - Waived by TEN ... **10/14/25** - Signed by TEN to practice squad ... **12/13/25** - Signed by TEN to active roster from practice squad ... **1/12/26** - Waived by TEN ... **1/13/26** - Signed by PHI to reserve/future contract ... **8/30/26** - Waived by PHI ... **8/31/26** - Signed by PHI to practice squad ... **11/16/26** - Signed by PHI to active roster from practice squad



ANFERNEE ORJI (PS)

LINEBACKER | 45

Height: 6-2 **Weight:** 235 **DOB:** Oct. 6, 2002 (Age 24)
NFL Experience: 3rd Year *(1st with Eagles)* **Draft:** UDFA-23 by NO **Acquired:** FA-26
College: Vanderbilt **Hometown (HS):** Rockwall, TX (Rockwall)

CAREER STATISTICS

			TACKLES				PASS RUSH			INTERCEPTIONS					FUMBLES		DEF SNAPS	
Year	Team	GP/S	Total	Solo	Asst	TFL	Sacks	QBH	QBP	Int	Yds	Lg	TD	PD	FF	FR	No	Pct
2024	New Orleans	16/2	18	10	8	2	0.0	0	1	0	0.0	0	0	0	0	0	353	82%
2026	Philadelphia	1/0	1	0	1	0	0.0	0	0	0	0.0	0	0	0	0	0	3	4%
Totals		**17/2**	**18**	**10**	**8**	**2**	**0.0**	**0**	**1**	**0**	**0.0**	**0**	**0**	**0**	**0**	**0**	**---**	**---**

ADDITIONAL STATISTICS

Special Teams Tackles: 6 - 2024 (6)

CAREER HIGHS

Tackles	7	10/5/25 at KC.
Sacks	--	--
INTs	--	--
PDs	--	--
FFs	--	--
FRs	--	--



BIRDSEED

- Returned to Rockwall Independent School District as a substitute teacher in 2025 ... Began the role during the offseason as a way to give back to the community where he grew up
- Hosts *GoodBall Movie Night*, bringing members of the community together to enjoy a film while giving back ... Guests bring canned goods to be donated to those in need

CAREER HIGHLIGHTS

- Appeared in 16 games with two starts, recording 18 tackles (10 solo), two TFLs and 6 special-teams tackles

2026 SEASON - EAGLES

-

2025 SEASON - TITANS

- Spent the entirety of the season on Reserve/Injured

COLLEGE HIGHLIGHTS

- Played at Vanderbilt from 2019-22, appearing in 39 games with 35 starts and totaling 258 tackles, 29.5 TFLs and 2.5 sacks ... Led the Commodores in tackles for three consecutive seasons (2020-22), becoming the first Vanderbilt player to accomplish the feat since 2005
- Earned second-team All-SEC honors as a senior in 2022 after leading the conference with 9.0 tackles per game

TRANSACTIONS

- **2023** - Signed by NO ... **8/29/23** - Waived by NO ... **8/30/23** - Signed by NO to practice squad ... **1/9/24** - Signed by NO ... **5/13/25** - Waived by NO ... **5/14/25** - Signed by TEN ... **8/13/25** - Placed on Reserve/Injured (undisclosed) ... **7/30/26** - Signed by NYG to 1-year contract ... **8/29/26** - Waived by NYG ... **10/1/26** - Signed by PHI to practice squad ... **10/6/26** - Waived by PHI ... **10/22/26** - Signed by PHI to practice squad ... **11/21/26** - Elevated by PHI from practice squad for Week 11 vs. Pittsburgh

2026 GAME-BY-GAME STATISTICS (PHI)												
Date	**Opp**		**GP/S**	**Tot**	**Solo**	**Sk**	**Int**	**PD**	**FF**	**FR**	**Snaps**	**Pct**
NOT ON NFL ROSTER												
NOT ON NFL ROSTER												
SIGNED BY PHI TO PRACTICE SQUAD (10/1)												
Oct 4	LAR	L	---	EAGLES PRACTICE SQUAD								
NOT ON NFL ROSTER												
NOT ON NFL ROSTER												
SIGNED BY PHI TO PRACTICE SQUAD (10/22)												
Oct 26	Dal	L	---	EAGLES PRACTICE SQUAD								
Nov 1	at Was	L	---	EAGLES PRACTICE SQUAD								
Nov 8	NYG	L	---	EAGLES PRACTICE SQUAD								
Nov 22	Pit	W	1/0	1	0	0.0	0	0	0	0	3	4%
Nov 26	at Dal											
Dec 6	at Ari											
Dec 13	Ind											
Dec 19	Sea											
Dec 24	Hou											
Jan 3	at SF											
TBD	at NYG											
Totals			**1/0**	**1**	**0**	**0.0**	**0**	**0**	**0**	**0**	**3**	**4%**





COLE PAYTON

QUARTERBACK | 18

Height: 6-3 **Weight:** 232 **DOB:** Oct. 26, 2002 (Age 25)
NFL Experience: Rookie *(1st with Eagles)* **Draft:** D5-26 (178th overall) by PHI
College: North Dakota State **Hometown (HS):** Omaha, NE (Westside)

CAREER STATISTICS

			PASSING										RUSHING					OFF SNAPS	
Year	Team	GP/S	Att	Cmp	Pct	Yds	Y/A	TD	Int	Lg	Sk/Yds	Rate	Att	Yds	Avg	Lg	TD	No	Pct
2026	Philadelphia	1/0	0	0	---	0	--	0	0	0	0/0	---	0	0	---	0	0	0	0%
Totals		**1/0**	**0**	**0**	**---**	**0**	**--**	**0**	**0**	**0**	**0/0**	**---**	**0**	**0**	**---**	**0**	**0**	**---**	**---**

ADDITIONAL STATISTICS

Special Teams Snaps: 10 - 2026 (10)

Hobbies: Golfing and large mouth bass fishing, would fish with his brother in Omaha and favorite golf course is in Fargo ... **Surprisingly good at:** Drawing, owned a sketchbook when he was younger and took art classes while at NDSU ... **Prized possession:** The teal bracelet he wears to honor his childhood best friends mom who passed from ovarian cancer ... **If he could play another sport:** Would play in the NBA for the 76ers ... **If he could witness any sports moment:** Tiger Woods Masters chip in on the 16th hole ... **Favorite music:** Country and Hip-Hop (Cody Johnson, George Strait, Tupac and Ice Cube) ... **Karaoke song of choice:** "Killing Me Softly" by Fugees



BIRDSEED

- During his time at North Dakota State, was recognized for numerous educational honors ... Was a three-time (2022-24) MVFC Honor Roll selection, two-time (2022, '24) MVFC Commissioner's Academic Excellence Award winner, one-time (2025) CSC Academic All-District Team and MVFC Scholar-Athlete second team
- Was selected as Nebraska's 2021 Gatorade Player of the Year out of Westside (NE) High School after registering 1,704 passing yards, 1,029 rushing yards and 39 total TDs (22 passing, 17 rushing) ... Finished his high school career with over 5,000 passing yards, 2,000 rushing yards and 103 total TDs

2026 SEASON - EAGLES

-

COLLEGE HIGHLIGHTS

- Spent five seasons in the collegiate ranks with North Dakota State (2021-25), appearing in 52 contests (14 starts) and totaling 3,188 yards and 21 TDs on 198-of-282 (70.0%) ... Also added 1,918 yards and 31 rushing TDs on 287 carries (6.7 avg.)
- In his lone season as the Bison's starting QB in 2025, completed 161-of-224 (71.9%) passes for 2,719 yards and 16 TDs, along with 777 yards and 13 TDs on 136 carries (5.7 avg.) ... Was selected as a Walter Payton Award finalist (FCS's best player), a *FCS Football Central* All-America first-team selection and *Associated Press* all-purpose back ... Set single-season program records in total offensive yards per game (268.9), pass efficiency (193.8) and offensive yards per play (9.7)

TRANSACTIONS

- **2026** - Drafted by PHI in 5th round (178th overall)

2026 GAME-BY-GAME STATISTICS (PHI)

				PASSING										RUSHING					OFF SNAPS	
Date	**Opp**		**GP/S**	**Att**	**Cmp**	**Pct**	**Yds**	**Y/A**	**TD**	**Int**	**Lg**	**Sk/Yds**	**Rate**	**Att**	**Yds**	**Avg**	**Lg**	**TD**	**No**	**Pct**
Sep 13	Was	W	0/0	INACTIVE																
Sep 20	at Ten	W	0/0	INACTIVE																
Sep 28	at Chi	L	0/0	INACTIVE																
Oct 4	LAR	L	0/0	INACTIVE																
Oct 11	at Jax	L	1/0	0	0	---	0	--	0	0	--	0/0	---	0	0	---	--	0	0	0%
Oct 18	Car	L	0/0	DID NOT PLAY																
Oct 26	Dal	L	0/0	INACTIVE																
Nov 1	at Was	L	0/0	DID NOT PLAY																
Nov 8	NYG	L	0/0	DID NOT PLAY																
Nov 22	Pit	W	0/0	INACTIVE																
Nov 26	at Dal																			
Dec 6	at Ari																			
Dec 13	Ind																			
Dec 19	Sea																			
Dec 24	Hou																			
Jan 3	at SF																			
TBD	at NYG																			
Totals			**1/0**	**0**	**0**	**---**	**0**	**--**	**0**	**0**	**0**	**0/0**	**---**	**0**	**0**	**---**	**--**	**0**	**0**	**0%**



MASON REIGER (PS)

OUTSIDE LINEBACKER | 43

(pronounced RYE-ger)

Height: 6-4 **Weight:** 258 **DOB:** Aug. 19, 2002 (Age 24)
NFL Experience: Rookie *(1st with Eagles)* **Draft:** UDFA-26 by MIA **Acquired:** FA-26
College: Wisconsin **Hometown (HS):** Hoffman Estates, IL (James B. Conant)

CAREER STATISTICS

			TACKLES				PASS RUSH			INTERCEPTIONS					FUMBLES		DEF SNAPS	
Year	Team	GP/S	Total	Solo	Asst	TFL	Sacks	QBH	QBP	Int	Yds	Lg	TD	PD	FF	FR	No	Pct
2026	Philadelphia	1/0	0	0	0	0	0.0	0	0	0	0	--	0	0	0	0	0	0%
Totals		**1/0**	**0**	**0**	**0**	**0**	**0.0**	**0**	**0**	**0**	**0**	**--**	**0**	**0**	**0**	**0**	**---**	**---**



BIRDSEED

- A dual-sport athlete out of James B. Conant (IL) High School … As a junior, led the Cougars to the 2018 conference championship en route to earning back-to-back all-conference honors … Also played baseball
- Earned a bachelor's degree in sports administration from Louisville

2026 SEASON - EAGLES

-

COLLEGE HIGHLIGHTS

- Played collegiately at Louisville (2020-23) and Wisconsin (2025), seeing action in 44 contests (14 starts) and notching 82 tackles (50 solo), 23.5 TFLs, 13.0 sacks, 4 PDs, 4 FFs and 1 FR
- Played in all 12 games (11 starts) as a senior with the Badgers, posting 33 tackles, 5.0 sacks and 6 TFLs … Secured an invitation to the 2026 East-West Shrine Bowl, where he earned defensive MVP accolades

TRANSACTIONS

- **2026** - Signed by MIA as UDFA … **8/22/26** - Waived by MIA … **8/31/26** - Signed by PHI to practice squad … **10/31/26** - Elevated by PHI from practice squad for Week 8 at Washington

2026 GAME-BY-GAME STATISTICS (PHI)													
Date	**Opp**		**GP/S**	**Tot**	**Solo**	**Sk**	**Int**	**PD**	**FF**	**FR**	**Snaps**	**Pct**
Sep 13	Was	W	---	EAGLES PRACTICE SQUAD								
Sep 20	at Ten	W	---	EAGLES PRACTICE SQUAD								
Sep 28	at Chi	L	---	EAGLES PRACTICE SQUAD								
Oct 4	LAR	L	---	EAGLES PRACTICE SQUAD								
Oct 11	at Jax	L	---	EAGLES PRACTICE SQUAD								
Oct 18	Car	L	---	EAGLES PRACTICE SQUAD								
Oct 26	Dal	L	---	EAGLES PRACTICE SQUAD								
Nov 1	at Was	L	1/0	0	0	0	0	0	0	0	0	0%
Nov 8	NYG	L	---	EAGLES PRACTICE SQUAD								
Nov 22	Pit	W	---	EAGLES PRACTICE SQUAD								
Nov 26	at Dal											
Dec 6	at Ari											
Dec 13	Ind											
Dec 19	Sea											
Dec 24	Hou											
Jan 3	at SF											
TBD	at NYG											
Totals			**1/0**	**0**	**0**	**0.0**	**0**	**0**	**0**	**0**	**0**	**0%**





KELEE RINGO

CORNERBACK | 7

(pronounced KEE-lee)

Height: 6-2 **Weight:** 207 **DOB:** June 27, 2002 (Age 24)
NFL Experience: 4th Year *(4th with Eagles)* **Draft:** D4-23 (105th overall) by PHI
College: Georgia **Hometown (HS):** Tacoma, WA (Saguaro - Scottsdale, AZ)

SUPER BOWL CHAMPION: 2024 (LIX)

CAREER STATISTICS

			TACKLES				PASS RUSH			INTERCEPTIONS					FUMBLES		DEF SNAPS	
Year	Team	GP/S	Total	Solo	Asst	TFL	Sacks	QBH	QBP	Int	Yds	Lg	TD	PD	FF	FR	No	Pct
2023	Philadelphia	17/4	16	14	2	0	1.0	1	1	1	0	0	0	2	0	1	199	17%
2024	Philadelphia	17/1	7	4	3	0	0.0	0	0	0	0	--	0	1	1	1	112	11%
2025	Philadelphia	17/3	24	21	3	1	0.0	0	0	0	0	--	0	2	1	1	311	28%
2026	Philadelphia	10/0	0	0	0	0	0.0	0	0	0	0	--	0	0	0	0	9	1%
Totals		**61/8**	**47**	**39**	**8**	**1**	**1.0**	**1**	**1**	**1**	**0**	**0**	**0**	**5**	**2**	**3**	**---**	**---**
PLAYOFFS																		
2023	Philadelphia	1/0	2	1	1	0	0.0	0	0	0	0	--	0	0	0	0	35	50%
2024	Philadelphia	4/0	0	0	0	0	0.0	0	0	0	0	--	0	0	0	0	15	6%
2025	Philadelphia	1/0	0	0	0	0	0.0	0	0	0	0	--	0	0	0	0	1	2%
Totals		**6/0**	**2**	**1**	**1**	**0**	**0.0**	**0**	**0**	**0**	**0**	**--**	**0**	**0**	**0**	**0**	**---**	**---**

ADDITIONAL STATISTICS

Special Teams Tackles: 38 - 2023 (5), 2024 (8), 2025 (13), 2026 (12)

CAREER HIGHS

Tackles	6	10/5/25 vs. Den.
Sacks	1.0	1/7/24 at NYG
INTs	1	12/25/23 vs. NYG
PDs	1	5x, last: 1/4/26 vs. Was.
FFs	1	2x, last: 1/4/26 vs. Was.
FRs	1	3x, last: 9/28/25 at TB

Nicknames: Key, Lee, Ring ... **Hobbies:** Traveling, playing video games, watching/listening to podcasts ... **Biggest influence:** Credits his father for raising him with great positive energy and being a role model ... **Bucket list:** Travel to Bali and Cancun ... **If he could have a career outside of sports:** Own a real estate company ... **If he could witness any sports moment in person:** Malcolm Butler's interception in Super Bowl XLIX ... **Favorite sports moment:** His pick-6 that sealed the win in the National Championship vs. Alabama ... **Favorite music/artist:** Hip-hop, Rylo Rodriguez ... **Favorite TV show:** *The Boondocks*



BIRDSEED

- Has a special bond with his mother, Tralee Hale, who moved across the country to Athens, GA, to support her son's college football dreams ... Shortly after, she was diagnosed with triple-negative ductal carcinoma, a rare form of breast cancer ... She underwent surgery, multiple rounds of chemotherapy, and endured complications ... As she battled, she never missed a single game during Georgia's run to the 2022 CFP National Championship ... In February 2022, she was declared cancer free
- Alongside his mother, launched the Ringo Family Foundation during the 2023 offseason ... The aim of the foundation is to raise awareness and provide education on triple-negative breast cancer through outreach, education and treatment to improve outcomes for all women
- Originally born in Tacoma, WA, and moved to Scottsdale, AZ, as a sophomore, attending Saguaro High School ... Had only played RB and WR to that point, but his new coaches asked him to move to CB because they were thin at the position ... Went on to become a first-team All-America selection and five-star recruit, helping Saguaro to a state title

CAREER HIGHLIGHTS

- A member of Philadelphia's **Super Bowl LIX**-winning team in 2024

2026 SEASON - EAGLES

-

2025 SEASON - EAGLES

- Appeared in all 17 regular season games (three starts), registering 24 tackles (21 solo), 1 PD, 1 FF and 1 FR ... Added a career-high13 special teams tackles and logged 312 special teams snaps

COLLEGE HIGHLIGHTS

- A two-time CFP National Champion at Georgia (2021-22), where he totaled 76 tackles (63 solo), 19 PDs and 4 INTs in 30 games (27 starts)

2026 GAME-BY-GAME STATISTICS (PHI)												
Date	**Opp**		**GP/S**	**Tot**	**Solo**	**Sk**	**Int**	**PD**	**FF**	**FR**	**Snaps**	**Pct**
Sep 13	Was	W	1/0	0	0	0.0	0	0	0	0	0	0%
Sep 20	at Ten	W	1/0	0	0	0.0	0	0	0	0	0	0%
Sep 28	at Chi	L	1/0	0	0	0.0	0	0	0	0	0	0%
Oct 4	LAR	L	1/0	0	0	0.0	0	0	0	0	0	0%
Oct 11	at Jax	L	1/0	0	0	0.0	0	0	0	0	0	0%
Oct 18	Car	L	1/0	0	0	0.0	0	0	0	0	0	0%
Oct 26	Dal	L	1/0	0	0	0.0	0	0	0	0	0	0%
Nov 1	at Was	L	1/0	0	0	0.0	0	0	0	0	0	0%
Nov 8	NYG	L	1/0	0	0	0.0	0	0	0	0	2	3%
Nov 22	Pit	W	1/0	0	0	0.0	0	0	0	0	7	10%
Nov 26	at Dal											
Dec 6	at Ari											
Dec 13	Ind											
Dec 19	Sea											
Dec 24	Hou											
Jan 3	at SF											
TBD	at NYG											
Totals			**10/0**	**0**	**0**	**0.0**	**0**	**0**	**0**	**0**	**9**	**1%**



- Started all 15 games as a redshirt sophomore in 2022, registering 42 tackles (37 solo), 9 PDs, 2 INTs and 1 FF en route to All-SEC honors
- Voted to the 2021 All-SEC Freshman Team after totaling 34 tackles (26 solo), 10 PDs and 2 INTs in 15 games (12 starts) ... Sealed the Bulldogs' victory vs. Alabama in the CFP National Championship with a 79-yard INT-TD, marking one of the greatest moments in program history

TRANSACTIONS

- **2023** - Drafted by PHI in 4th round (105th overall)



TY ROBINSON

DEFENSIVE TACKLE | 95

Height: 6-5 **Weight:** 288 **DOB:** May 3, 2001 (Age 25)
NFL Experience: 2nd Year *(2nd with Eagles)* **Draft:** D4-25 (111th overall) by PHI
College: Nebraska **Hometown (HS):** Gilbert, AZ (Higley)

CAREER STATISTICS

			TACKLES				PASS RUSH			INTERCEPTIONS					FUMBLES		DEF SNAPS	
Year	Team	GP/S	Total	Solo	Asst	TFL	Sacks	QBH	QBP	Int	Yds	Lg	TD	PD	FF	FR	No	Pct
2025	Philadelphia	11/0	5	1	4	0	0.0	1	0	0	0	--	0	1	0	0	104	9%
2026	Philadelphia	10/0	4	0	4	0	0.0	0	1	0	0	--	0	0	0	0	73	10%
Totals		**21/0**	**9**	**1**	**8**	**0**	**0.0**	**1**	**1**	**0**	**0**	**--**	**0**	**1**	**0**	**0**	**---**	**---**
PLAYOFFS																		
2025	Philadelphia	0/0	0	0	0	0	0.0	0	0	0	0	--	0	0	0	0	0	0%
Totals		**0/0**	**0**	**0**	**0**	**0**	**0.0**	**0**	**0**	**0**	**0**	**--**	**0**	**0**	**0**	**0**	**0**	**0%**

ADDITIONAL STATISTICS

Special Teams Tackles: 1 - 2026 (1)

CAREER HIGHS

Tackles	3	1/4/26 vs. Was.
Sacks	--	---
INTs	--	---
PDs	1	10/9/25 at NYG
FFs	--	---
FRs	--	---

Nicknames: TRob, Vanilla Gorilla ... **Hobbies:** Movies, video games and hanging with his dog ... **Little known fact:** Was born with a sixth toe on his right foot ... **Career choice outside of sports:** Pediatrics ... **If he could play another sport:** Would be a closer for the St. Louis Cardinals ... **Favorite TV show:** *The Office* ... **Favorite movie:** *Star Wars Episode III* ... **Favorite artists:** Earth Wind & Fire, Brad Paisley, Slim Knot



BIRDSEED

- His father, Jason, passed away at the age of 40 after a battle with Lymphoma ... Ty wears a green bracelet to honor his dad, using it as a way to remember him and the lessons he received
- Temporarily owned a pet camel back home in Arizona ... His neighbor needed a place for the camel to go, and Robinson ended up taking the camel in and raising it for a brief period of time
- During his senior year in 2024, wore the No. 9 after his teammates selected him to wear a single-digit number ... The single-digit number tradition was started by Nebraska head coach **Matt Rhule** and is awarded to the 10 toughest players on the team
- Earned Nebraska's Brook Berringer and Tom Osborne Citizenship Team awards in three consecutive years (2023-25) for his outstanding leadership, work ethic and community engagement

2026 SEASON - EAGLES

-

2025 SEASON - EAGLES

- Participated in 11 games, totaling 5 tackles across defensive 104 snaps

COLLEGE HIGHLIGHTS

- Played six seasons at Nebraska (2019-24), seeing action in a program-record 60 contests ... Totaled 134 tackles (60 solo), 26 TFLs, 12.0 sacks and 12 PDs ... Earned All-Big Ten honors in his final two seasons with the Cornhuskers
- As a senior in 2024, started all 13 games, recording 37 tackles (21 solo), 12 TFLs, 7.0 sacks, 4 PDs and 1 FF en route to earning *Associated Press* second-team All-Big Ten honors
- In 2023, registered 29 tackles (7 solo), 4 TFLs, 1.0 sack and 1 FR, helping anchor a Nebraska defense that allowed the fewest rushing yards (92.9 ypg.), total defense (303.5 ypg.) and opponent scoring (18.3 ppg.) since the program's move to the Big Ten in 2011

TRANSACTIONS

- **2025** - Drafted by PHI in 4th round (111th overall)

2026 GAME-BY-GAME STATISTICS (PHI)												
Date	**Opp**		**GP/S**	**Tot**	**Solo**	**Sk**	**Int**	**PD**	**FF**	**FR**	**Snaps**	**Pct**
Sep 13	Was	W	1/0	0	0	0.0	0	0	0	0	0	0%
Sep 20	at Ten	W	1/0	0	0	0.0	0	0	0	0	3	6%
Sep 28	at Chi	L	1/0	2	0	0.0	0	0	0	0	12	17%
Oct 4	LAR	L	1/0	0	0	0.0	0	0	0	0	6	7%
Oct 11	at Jax	L	1/0	0	0	0.0	0	0	0	0	2	3%
Oct 18	Car	L	1/0	0	0	0.0	0	0	0	0	15	19%
Oct 26	Dal	L	1/0	1	0	0.0	0	0	0	0	5	7%
Nov 1	at Was	L	1/0	1	0	0.0	0	0	0	0	9	15%
Nov 8	NYG	L	1/0	0	0	0.0	0	0	0	0	9	13%
Nov 22	Pit	W	1/0	0	0	0.0	0	0	0	0	12	17%
Nov 26	at Dal											
Dec 6	at Ari											
Dec 13	Ind											
Dec 19	Sea											
Dec 24	Hou											
Jan 3	at SF											
TBD	at NYG											
Totals			**10/0**	**4**	**0**	**0.0**	**0**	**0**	**0**	**0**	**73**	**10%**





HAYDEN RUCCI (PS)

TIGHT END | 47

Height: 6-5 **Weight:** 247 **DOB:** Jan. 27, 2001 (Age 25)
NFL Experience: 2nd Year *(1st with Eagles)* **Draft:** UDFA-24 by MIA **Acquired:** FA-26
College: Wisconsin **Hometown (HS):** Lilitz, PA (Warwick)

CAREER STATISTICS

			RECEIVING					OFF SNAPS	
Year	**Team**	**GP/S**	**Rec**	**Yds**	**Avg**	**Lg**	**TD**	**No**	**Pct**
2025	Miami	4/0	0	0	0	0	0	39	4%
2026	L.A. Chargers	6/2	1	7	7.0	7t	1	105	20%
	Philadelphia	0/0	0	0	0	0	0	0	0%
	Totals	*6/2*	*0*	*0*	*0*	*0*	*0*	---	---
Totals		**10/2**	**1**	**7**	**7.0**	**7t**	**1**	**---**	**---**

ADDITIONAL STATISTICS

Special Teams Tackles: 2 - 2026 (2)

CAREER HIGHS

Receptions	1	10/11/26 vs. Den.
Receiving Yards	7	10/11/26 vs. Den.
Receiving Long	7t	10/11/26 vs. Den.
Receiving TDs	1	10/11/26 vs. Den.



BIRDSEED

- Comes from football roots ... Father, Todd, played at Penn State before being selected in the 2nd Round of the 1993 NFL Draft (51st overall), spending eight seasons with the New England Patriots ... Grandfather, Thomas Gilburg, played football and lacrosse at Syracuse before spending four seasons with the Baltimore Colts
- Prepped at Hempfield (PA) High School, where he was a four-star recruit by Rivals ... Earned first-team All-Lancaster-Lebanon League honors as a junior and senior ... Finished his high school career with 58 receptions for 1,129 yards and 12 TDs.

2026 SEASON - JAGUARS, CHARGERS & EAGLES

- Began the season with Jacksonville's practice squad before signing with Los Angeles, appearing in six contests (two starts) and later being signed to Philadelphia's practice squad

COLLEGE HIGHLIGHTS

- Played in 41 career games with Wisconsin (2019-23), making 18 starts at tight end ... As a senior in 2023, appeared in 13 games (10 starts) and led Badger tight ends with 11 receptions for 125 yards
- In 2022, appeared in 10 games (eight starts), totaling six receptions for 75 yards and a TD ... Scored his first collegiate TD in the Guaranteed Rate Bowl vs. Oklahoma State

TRANSACTIONS

- **2024**- Signed by MIA as UDFA ... **8/27/24** - Waived by MIA ... **8/28/24** - Signed by MIA to practice squad ... **10/23/24** - Waived by MIA ... **11/13/24** - Signed by MIA to practice squad ... **12/24/24** - Released by MIA ... **1/7/25** - Signed by MIA to reserve/future contract ... **8/26/25** - Waived by MIA ... **8/27/25** - Signed by MIA to practice squad ... **10/25/25** - Elevated by MIA from practice squad for Week 8 at Atlanta ... **10/30/25** - Elevated by MIA from practice squad for Week 9 vs. Baltimore ... **11/8/25** - Signed by MIA to active roster from practice squad ... **11/29/25** - Waived by MIA ... **12/1/25** - Signed by DET ... **12/10/25** - Waived by DET ... **12/12/25** - Signed by MIA to practice squad ... **1/12/26** - Released by MIA ... **1/14/26** - Signed by SF to practice squad ... **1/22/26** - Signed by SF to reserve/future contract ... **8/30/26** - Waived by SF ... **9/1/26** - Signed by JAX to practice squad ... **9/22/26** - Signed by LAC to active roster from JAX practice squad ... **11/10/26** - Waived by LAC ... **11/16/26** - Signed by PHI to practice squad

2026 GAME-BY-GAME STATISTICS (JAX, LAC & PHI)										
Date	**Opp**		**GP/S**	**Rec**	**Yds**	**Avg**	**Lg**	**TD**	**Snaps**	**Pct**
Sep 13	Cle	W	---	JAGUARS PRACTICE SQUAD						
Sep 20	at Den	L	---	JAGUARS PRACTICE SQUAD						
SIGNED TO LAC ACTIVE ROSTER FROM JAX PRACTICE SQUAD (9/22/26)										
Sep 27	at Buf	L	1/1	0	0	---	--	0	28	41%
Oct 4	at Sea	L	1/1	0	0	---	--	0	35	49%
Oct 11	Den	L	1/0	1	7	7.0	7t	1	12	18%
Oct 18	at KC	L	1/0	0	0	---	--	0	9	13%
Nov 1	at LAR	L	1/0	0	0	---	--	0	10	16%
Nov 8	at Hou	L	1/0	0	0	---	--	0	11	15%
SIGNED BY PHI TO PRACTICE SQUAD (11/16/26)										
Nov 22	Pit	W	---	EAGLES PRACTICE SQUAD						
Nov 26	at Dal									
Dec 6	at Ari									
Dec 13	Ind									
Dec 19	Sea									
Dec 24	Hou									
Jan 3	at SF									
TBD	at NYG									
Totals			**6/2**	**1**	**7**	**7.0**	**7**	**1**	**---**	**---**





ANDRE' SAM (IR)

SAFETY | 32

Height: 5-10 **Weight:** 194 **DOB:** Feb. 9, 1999 (Age 27)
NFL Experience: 1st Year *(1st with Eagles)* **Draft:** UDFA-24 by PHI
College: LSU **Hometown (HS):** Iowa, LA (Iowa)

SUPER BOWL CHAMPION: 2024 (LIX) (PS)

CAREER STATISTICS

			TACKLES				PASS RUSH			INTERCEPTIONS					FUMBLES		DEF SNAPS	
Year	Team	GP/S	Total	Solo	Asst	TFL	Sacks	QBH	QBP	Int	Yds	Lg	TD	PD	FF	FR	No	Pct
2024	Philadelphia	1/0	0	0	0	0	0.0	0	0	0	0	--	0	0	0	0	0	0%
2025	Philadelphia	3/0	0	0	0	0	0.0	0	0	0	0	--	0	0	0	0	3	1%
2026	Philadelphia	0/0	0	0	0	0	0.0	0	0	0	0	--	0	0	0	0	0	0%
Totals		**4/0**	**0**	**0**	**0**	**0**	**0.0**	**0**	**0**	**0**	**0**	**--**	**0**	**0**	**0**	**0**	**---**	**---**
PLAYOFFS																		
2025	Philadelphia	1/0	0	0	0	0	0.0	0	0	0	0	--	0	0	0	0	0	0%
Totals		**1/0**	**0**	**0**	**0**	**0**	**0.0**	**0**	**0**	**0**	**0**	**--**	**0**	**0**	**0**	**0**	**0**	**0%**

ADDITIONAL STATISTICS

Special Teams Tackles: 2 - 2024 (1), 2025 (1)

CAREER HIGHS

Tackles	--	--
Sacks	--	--
INTs	--	--
PDs	--	--
FFs	--	--
FRs	--	--



BIRDSEED

- After losing his father at 6 years old and his grandfather not long after that, developed a stutter that he has had to manage most of his life ... His personal battle has helped him serve as a role model for young people with speech impediments ... Has gained more confidence in speaking over the years and wants to inspire others to be resilient
- Graduated from Iowa (LA) High School with zero stars and zero offers ... Walked on at McNeese State and quickly earned a scholarship

CAREER HIGHLIGHTS

- Spent the majority of the season on the Eagles' practice squad when the club won **Super Bowl LIX** in 2024

2026 SEASON - EAGLES

-

2025 SEASON - EAGLES

- Spent the season on the Eagles' practice squad, being elevated for Weeks 13-15 and the NFC Wild Card matchup vs. San Francisco

COLLEGE HIGHLIGHTS

- Spent seven seasons at the collegiate level between McNeese State (2017-21), Marshall (2022) and LSU (2023) ... Combined for 317 tackles, 30 PDs, 11 TFLs, 9 INTs, 1 FF and 1 FR in 58 games (53 starts) ... Voted LSU's Defensive Player of the Year after the 2023 season, when he led the Tigers with 3 INTs while posting a career-high 85 tackles
- Received consecutive first-team All-Southland Conference accolades following the 2020 and 2021 campaigns at McNeese State

2026 GAME-BY-GAME STATISTICS (PHI)													
Date	**Opp**		**GP/S**	**Tot**	**Solo**	**Sk**	**Int**	**PD**	**FF**	**FR**	**Snaps**	**Pct**
Sep 13	Was	W	0/0	RESERVE/INJURED								
Sep 20	at Ten	W	0/0	RESERVE/INJURED								
Sep 28	at Chi	L	0/0	RESERVE/INJURED								
Oct 4	LAR	L	0/0	RESERVE/INJURED								
Oct 11	at Jax	L	0/0	RESERVE/INJURED								
Oct 18	Car	L	0/0	RESERVE/INJURED								
Oct 26	Dal	L	0/0	RESERVE/INJURED								
Nov 1	at Was	L	0/0	RESERVE/INJURED								
Nov 8	NYG	L	0/0	RESERVE/INJURED								
Nov 22	Pit	L	0/0	RESERVE/INJURED								
Nov 26	at Dal											
Dec 6	at Ari											
Dec 13	Ind											
Dec 19	Sea											
Dec 24	Hou											
Jan 3	at SF											
TBD	at NYG											
Totals			**0/0**	**0**	**0**	**0.0**	**0**	**0**	**0**	**0**	**0**	**0%**



TRANSACTIONS

- **2024** - Signed by PHI as UDFA ... **8/27/24** - Waived by PHI ... **8/28/24** - Signed by PHI to practice squad ... **12/7/24** - Elevated by PHI from practice squad for Week 14 vs. Carolina ... **2/14/25** - Signed by PHI to reserve/future contract ... **8/25/25** - Waived by PHI ... **8/27/25** - Signed by PHI to practice squad ... **11/28/25** - Elevated by PHI from practice squad for Week 13 vs. Chicago ... **12/7/25** - Elevated by PHI from practice squad for Week 14 at Los Angeles ... **12/13/25** - Elevated by PHI from practice squad for Week 15 vs. Las Vegas ... **1/10/26** - Elevated by PHI from practice squad for NFC Wild Card Round vs. San Francisco. ... **1/14/26** - Signed by PHI to reserve/future contract ... **8/31/26** - Placed on Reserve/Injured (undisclosed)



WILL SHIPLEY

RUNNING BACK | 28

Height: 5-11 **Weight:** 209 **DOB:** Aug. 29, 2002 (Age 24)
NFL Experience: 3rd Year *(3rd with Eagles)* **Draft:** D4-24 (127th overall) by PHI
College: Clemson **Hometown (HS):** Weddington, NC (Weddington)

SUPER BOWL CHAMPION: 2024 (LIX)

CAREER STATISTICS

			RUSHING					RECEIVING						OFF SNAPS	
Year	Team	GP/S	Att	Yds	Avg	Lg	TD	Rec	Yds	Avg	Lg	TD	TYS	No	Pct
2024	Philadelphia	16/1	30	82	2.7	9	0	4	35	8.8	13	0	117	65	3%
2025	Philadelphia	15/0	14	49	3.5	20	0	9	56	6.2	12	0	105	116	11%
2026	Philadelphia	6/1	24	66	2.8	9	1	5	31	6.2	11	0	97	123	20%
Totals		**37/2**	**68**	**197**	**2.9**	**20**	**1**	**18**	**122**	**6.8**	**13**	**0**	**310**	**---**	**---**
PLAYOFFS															
2024	Philadelphia	4/0	4	77	19.3	57	1	0	0	---	--	0	77	10	4%
2025	Philadelphia	1/0	0	0	---	--	0	1	6	6.0	6	0	6	3	4%
Totals		**5/0**	**4**	**77**	**19.3**	**57**	**1**	**1**	**6**	**6.0**	**6**	**0**	**83**	**---**	**---**

ADDITIONAL STATISTICS

Kickoff Returns: 44-1,159 - 2024 (6-173), 2025 (29-777), 2026 (9-209) **Postseason Kickoff Returns:** 4-113 - 2024 (4-113) **Special Teams Tackles:** 16 - 2024 (6), 2025 (8), 2026 (2)

Postseason FFs: 1 - 2024 (1) **Postseason Special Teams Tackles:** 5 - 2024 (3), 2025 (2) **Fumbles/Lost:** 1/1 - 2025 (1/1)

CAREER HIGHS

Rush Attempts	10	1/5/25 vs. NYG
Rushing Yards	77	1/26/25 vs. Was. (CC)
Rushing Long	57	1/26/25 vs. Was. (CC)
Rushing TDs	1	1/26/25 vs. Was. (CC)
Receptions	4	1/5/25 vs. NYG
Receiving Yards	35	1/5/25 vs. NYG
Receiving Long	13	1/5/25 vs. NYG
Receiving TDs	--	---
Scrimmage Yards	77	1/26/25 vs. Was. (CC)
Scrimmage TDs	1	1/26/25 vs. Was. (CC)



BIRDSEED

- His brother, James, played lacrosse at the University of Pennsylvania from 2020-23 and earned second-team All-Ivy League honors in 2022 ... The competitive brothers are very close and captured state titles together in football and lacrosse at Weddington (NC) High School ... Will concluded his high school career being recognized as a five-star recruit for lacrosse
- Named a semifinalist for the Wuerffel Trophy (nation's most impactful leader in community service and academic achievement) and was Clemson's ninth all-time selection to the AFCA Good Works Team for his charitable endeavors ... Fundraised $10,000 for Levine Children's Hospital in the Charlotte Metro area ... Also helped establish the "1 CLEM5ON" endowment to provide resources to Clemson students

CAREER HIGHLIGHTS

- In 2024, saw action on offense and special teams for Philadelphia's **Super Bowl LIX**-winning team as a rookie

2026 SEASON - EAGLES

-

2025 SEASON - EAGLES

- Saw action in 15 contests, returning 29 kickoffs for 777 yards (26.8 avg.) and registering 4 special team tackles ... Also totaled 105 scrimmage yards (49 rushing, 56 receiving)

COLLEGE HIGHLIGHTS

- Played collegiately at Clemson (2021-23), rushing for 2,747 yards and 31 TDs on 526 attempts (5.2 avg.) while hauling in 85 passes for 602 yards and 2 TDs in 36 career games (27 starts) ... Returned 34 kickoffs for 904 yards ... Finished his career among the top-10 in Clemson history in total TDs (33), rushing TDs (31), 100+ yard rushing games (10), all-purpose yards (4,253) and kickoff return yards (904)

2026 GAME-BY-GAME STATISTICS (PHI)

				RUSHING					RECEIVING						OFF SNAPS	
Date	Opp		GP/S	Att	Yds	Avg	Lg	TD	Rec	Yds	Avg	Lg	TD	TYS	No	Pct
Sep 13	Was	W	1/0	2	4	2.0	2	0	1	8	8.0	8	0	12	10	18%
Sep 20	at Ten	W	1/0	7	24	3.4	7	0	2	5	4.3	7	0	29	39	51%
Sep 28	at Chi	L	1/0	0	0	---	--	0	1	11	11.0	11	0	11	13	26%
Oct 4	LAR	L	1/0	6	23	3.8	9	0	0	0	---	--	0	23	29	48%
Oct 11	at Jax	L	1/1	5	6	1.2	3	1	1	7	7.0	7	0	13	13	21%
Oct 18	Car	L	0/0	RESERVE/INJURED (PARTIAL PLANTAR FASCIA TEAR)												
Oct 26	Dal	L	0/0	RESERVE/INJURED (PARTIAL PLANTAR FASCIA TEAR)												
Nov 1	at Was	L	0/0	RESERVE/INJURED (PARTIAL PLANTAR FASCIA TEAR)												
Nov 8	NYG	L	0/0	RESERVE/INJURED (PARTIAL PLANTAR FASCIA TEAR)												
Nov 22	Pit	W	1/0	4	9	2.3	4	0	0	0	---	--	0	9	19	36%
Nov 26	at Dal															
Dec 6	at Ari															
Dec 13	Ind															
Dec 19	Sea															
Dec 24	Hou															
Jan 3	at SF															
TBD	at NYG															
Totals			**6/1**	**24**	**66**	**2.8**	**9**	**1**	**5**	**31**	**6.2**	**11**	**0**	**97**	**123**	**20%**



Nickname: Ship ... Hobbies: Playing video games and cooking (is very interested in culinary arts) ... Little-known fact: Taekwondo was his first sport and lacrosse was his second sport ... If he could have a career outside of sports: Real estate ... One food he would never eat: Brussels sprouts ... Favorite athletes to watch: James Shipley (brother) and Anthony Edwards ... Favorite movie: *The Blindside* ... Favorite TV show: *Suits* ... Favorite music genre: Christian rap

- Became the first player in ACC history to receive first-team all-conference honors at three different positions (RB, all-purpose, specialist) during the 2022 campaign ... Rushed for 1,182 yards and 15 TDs and tallied 242 yards on 38 catches en route to helping Clemson win the ACC Championship and earn an Orange Bowl appearance
- Earned second-team Freshman All-America honors in 2021 ... Posted 738 yards and 11 TDs on 149 carries (5.0 avg.) ... His 11 rushing TDs were the 2nd-most by a Clemson true freshman since 1972

TRANSACTIONS

- **2024** - Drafted by PHI in 4th round (127th overall) ... **10/16/26** - Placed on Reserve/Injured (partial plantar fascia tear) ... **11/21/26** - Activated from Reserve/Injured (partial plantar fascia tear)



QUENTIN SKINNER (PS)

WIDE RECEIVER | 84

Height: 6-5 **Weight:** 195 **DOB:** Dec. 24, 2001 (Age 24)
NFL Experience: 2nd Year *(1st with Eagles)* **Draft:** UDFA-25 by NYJ **Acquired:** FA-26
College: Kansas **Hometown (HS):** Claremore, OK (Claremore)

CAREER STATISTICS

			RECEIVING					OFF SNAPS	
Year	**Team**	**GP/S**	**Rec**	**Yds**	**Avg**	**Lg**	**TD**	**No**	**Pct**
2025	N.Y. Jets	1/0	1	10	10.0	10	0	16	33
2026	Philadelphia	0/0	0	0	0	0	0	0	0%
Totals		**1/0**	**1**	**10**	**10.0**	**10**	**0**	**---**	**---**

CAREER HIGHS

Receptions	1	1/4/26 at Buf.
Receiving Yards	10	1/4/26 at Buf.
Receiving Long	10	1/4/26 at Buf.
Receiving TDs	--	--



BIRDSEED

- Began playing football in second grade … Grew up around the game watching his father play and was inspired by watching **Adrian Peterson**
- Majored in business during his undergraduate studies at Kansas

2026 SEASON - EAGLES

2025 SEASON - JETS

- Spent the season on the Jets practice squad, appearing in one contest and recording one reception for 10 yards in the season finale against Buffalo (1/4/26)

COLLEGE HIGHLIGHTS

- Finished his career at Kansas with 80 receptions for 1,584 yards and 11 touchdowns, averaging 19.8 yards per catch, while adding seven carries for 71 yards
- In 2024, recorded 25 receptions for 557 yards and four touchdowns, averaging 22.3 yards per catch … In 2023, totaled 29 receptions for 587 yards and two touchdowns, averaging 20.2 yards per catch … In 2022, recorded 26 receptions for 440 yards and five touchdowns, averaging 16.9 yards per catch

TRANSACTIONS

- **2025** - Signed by NYJ as UDFA … **8/26/25** - Waived by NYJ … **8/27/26** - Signed by NYJ to practice squad … **12/27/25 -** Elevated by NYJ from practice squad for Week 18 at Buffalo … **7/13/26** - Waived by NYJ … **7/14/26** - Signed by BUF … **8/29/26** - Waived by BUF … **10/28/26** - Signed by PHI to practice squad … **11/3/26** - Waived by PHI … **11/18/26** - Signed by PHI to practice squad

2026 GAME-BY-GAME STATISTICS (PHI)										
Date	**Opp**		**GP/S**	**Rec**	**Yds**	**Avg**	**Lg**	**TD**	**Snaps**	**Pct**
NOT ON NFL ROSTER										
NOT ON NFL ROSTER										
NOT ON NFL ROSTER										
NOT ON NFL ROSTER										
NOT ON NFL ROSTER										
NOT ON NFL ROSTER										
NOT ON NFL ROSTER										
SIGNED BY PHI TO PRACTICE SQUAD (10/30/26)										
Nov 1	at Was	L	---	EAGLES PRACTICE SQUAD						
Nov 8	NYG	L	---	EAGLES PRACTICE SQUAD						
Nov 22	Pit	W	---	EAGLES PRACTICE SQUAD						
Nov 26	at Dal									
Dec 6	at Ari									
Dec 13	Ind									
Dec 19	Sea									
Dec 24	Hou									
Jan 3	at SF									
TBD	at NYG									
Totals			**0/0**	**0**	**0**	**0.0**	**0**	**0**	**0**	**0%**





DEVONTA SMITH

WIDE RECEIVER | 6

(pronounced duh-VON-tay)

Height: 6-0 **Weight:** 170 **DOB:** Nov. 14, 1998 (Age 28)
NFL Experience: 6th Year *(6th with Eagles)* **Draft:** D1-21 (10th overall) by PHI
College: Alabama **Hometown (HS):** Amite, LA (Amite)

SUPER BOWL CHAMPION: 2024 (LIX)

CAREER STATISTICS

			RECEIVING					OFF SNAPS	
Year	Team	GP/S	Rec	Yds	Avg	Lg	TD	No	Pct
2021	Philadelphia	17/16	64	916	14.3	46	5	916	82%
2022	Philadelphia	17/17	95	1,196	12.6	45	7	1,083	92%
2023	Philadelphia	16/16	81	1,066	13.2	63t	7	1,043	91%
2024	Philadelphia	13/13	68	833	12.3	49	8	801	69%
2025	Philadelphia	17/16	77	1,008	13.1	79t	4	888	84%
2026	Philadelphia	5/5	31	351	11.3	31	2	254	41%
Totals		**85/83**	**416**	**5,370**	**12.9**	**79t**	**33**	---	---
PLAYOFFS									
2021	Philadelphia	1/1	4	60	15.0	31	0	66	100%
2022	Philadelphia	3/3	15	197	13.1	45	1	208	95%
2023	Philadelphia	1/1	8	148	18.5	55	0	57	97%
2024	Philadelphia	4/4	16	190	11.9	46t	1	227	85%
2025	Philadelphia	1/1	8	70	8.8	15	0	67	92%
Totals		**10/10**	**51**	**665**	**13.0**	**55**	**2**	---	---

ADDITIONAL STATISTICS

Fumbles/Lost: 3/3 - 2021 (1/1), 2022 (1/1), 2023 (1/1) **Rushing:** 1-1 - 2024 (1-1)

Punt Returns: 2-15 - 2022 (2-15)

CAREER HIGHS

Receptions	11	12/15/24 vs. Pit.
Receiving Yards	183	10/19/25 at Min.
Receiving Long	79t	10/19/25 at Min.
Receiving TDs	2	3x, last: 12/29/24 vs. Dal.



BIRDSEED

- Hosts the DeVonta Smith & Friends Celebrity Softball Game annually at the Lehigh Valley IronPigs (Philadelphia Phillies' Triple-A affiliate) stadium in Allentown, PA … The fundraiser's teams feature a number of Eagles teammates and other players from across the league
- Is the son of Christina Smith-Sylve, who is a social worker, and Kelvin Dickerson, who manages a car-detailing business … Also has a younger brother, Christian, who was a RB at Amite (LA) High School … Bought a brand new home for his mother during the 2021 offseason
- Credits much of his success to his barber, Vincent Sanders, who became his mentor growing up … Sanders helped reinforce that football was meant to be a part of Smith's future and drove him to camps
- Has represented the Eagles Autism Foundation through the NFL's *My Cause My Cleats* campaign … The foundation helps support impactful autism research and care to improve the lives of affected individuals and families while aiming to drive scientific breakthroughs

CAREER HIGHLIGHTS

- Is the Eagles' all-time leader in postseason receiving yards (665)
- Led Philadelphia with 69 yards and 1 TD on 4 receptions (17.3 avg.) in the 40-22 win vs. Kansas City in **Super Bowl LIX** in 2024 … Hauled in a 46-yard TD pass that is remembered as "The Dagger" as it lifted the Eagles to an insurmountable 34-0 lead during the third quarter
- Recorded the most single-game receiving yards (148) in team playoff history in the NFC Wild Card at Tampa Bay on 1/15/24
- Produced 100 yards on 7 receptions (14.3 avg.) in Super Bowl LVII vs. Kansas City in 2022, becoming the third player in franchise history to have 100+ receiving yards in a Super Bowl … Joined **Terrell Owens** in Super Bowl XXXIX (122) and **Corey Clement** in Super Bowl LII (100)
- With a career-high 1,196 receiving yards in 2022, teamed up with **A.J. Brown** (1,496) to become the Eagles' first 1,000+ yard receiving duo … The tandem then repeated the feat during the 2023 campaign
- Set the team rookie record for receiving yards (916) in 2021, breaking the previous mark owned by **DeSean Jackson** in 2008 (912)

NOTES TO KNOW

- Is the third-fastest Eagle (80 games) to reach 5,000 career receiving yards with the team, behind **DeSean Jackson** (73 games) and **Mike Quick** (74 games)
- Is one of just four NFL players with 7+ receiving TDs in three consecutive seasons (2022-24), joining **Davante Adams**, **A.J. Brown** and **Ja'Marr Chase** … Also one of four Eagles to accomplish that feat, along with **Mike Quick** (five, 1983-87), **Harold Carmichael** (four, 1977-80) and Brown

2026 SEASON - EAGLES

- Hauled in 10 catches for 117 yards (11.7 avg.) with 1 TD in the 24-20 victory at Tennessee (9/21/26) … Caught a 19-yard pass from **Jalen Hurts** with :14 seconds remaining in the fourth quarter to set up the game-winning TD

2026 GAME-BY-GAME STATISTICS (PHI)

Date	Opp		GP/S	Rec	Yds	Avg	Lg	TD	Snaps	Pct
Sep 13	Was	W	1/1	3	53	17.7	31	0	52	95%
Sep 20	at Ten	W	1/1	10	117	11.7	22t	1	67	88%
Sep 28	at Chi	L	1/1	6	65	10.8	30	0	50	100%
Oct 4	LAR	L	0/0	INACTIVE						
Oct 11	at Jax	L	0/0	INACTIVE						
Oct 18	Car	L	1/1	7	75	10.7	19t	1	42	66%
Oct 26	Dal	L	0/0	INACTIVE						
Nov 1	at Was	L	0/0	INACTIVE						
Nov 8	NYG	L	0/0	INACTIVE						
Nov 22	Pit	W	1/1	5	41	8.2	11	0	43	81%
Nov 26	at Dal									
Dec 6	at Ari									
Dec 13	Ind									
Dec 19	Sea									
Dec 24	Hou									
Jan 3	at SF									
TBD	at NYG									
Totals			**5/5**	**31**	**351**	**11.3**	**31**	**2**	**254**	**41%**

Nicknames: Smitty, Slim Reaper, Skinny Batman ... Place he'd like to visit: Tokyo, Japan ... Hidden talent: Cooking ... If he could play another sport, what position: Basketball, point guard ... What his job would be if he wasn't playing football: "Probably detailing cars. That was my first job at the car wash." ... Favorite athlete growing up: Former Saints QB Aaron Brooks ... Favorite pregame music: "It's got to be Lil Boosie. For some reason, I listen to 'Candy Rain' (by Soul for Real) the whole time I'm stretching. I don't change the song. It's on repeat, the entire time, on loop." ... Favorite movie: *I'm Bout It* by Master P ... Favorite food: "Crawfish étouffée. That's Louisiana stuff."



MOST RECEIVING YARDS (TOP TEN)

Date	Opponent	Yds
10/19/25	at Minnesota Vikings (W, 28-22)	183
9/25/22	at Washington Commanders (W, 24-8)	169
1/15/24	at Tampa Bay Buccaneers (L, 9-32) (WC)	148
9/14/23	vs. Minnesota Vikings (W, 34-28)	131
12/18/22	at Chicago Bears (W, 25-20)	126
10/3/21	vs. Kansas City Chiefs (L, 30-42)	122
12/29/24	vs. Dallas Cowboys (W, 41-7)	120
11/7/21	vs. Los Angeles Chargers (L, 24-27)	116
1/1/23	vs. New Orleans Saints (L, 10-20)	115
10/5/25	vs. Denver Broncos (L, 21-17)	114

MULTI-TOUCHDOWN GAMES

Date	Opponent	TD
12/29/24	vs. Dallas Cowboys (W, 41-7)	2
12/24/22	at Dallas Cowboys (L, 34-40)	2
11/14/21	at Denver Broncos (W, 30-13)	2

2025 SEASON - EAGLES

- Played in all 17 contests (16 starts), hauling in 77 catches for 1,008 yards (team-high) with 4 TDs, reaching the 1,000+ yard mark for the third time in his career
- Recorded a career-high 183 yards on 9 catches (20.3 avg.) in the 28-22 win at Minnesota (10/19/25) ... Hauled in a career-long 79-yard TD catch on second-and-5 with 8:07 remaining in the third quarter to give the Eagles a 21-9 lead ... His 183 yards marked the most by an Eagle since **Jeremy Maclin** in 2014 (187)
- Caught a 4-yard TD pass on fourth-and-4 from the LAR 4-yard line with 1:48 remaining in the fourth quarter, completing the Eagles stretch of 19 unanswered points and giving them a 27-26 lead in the win vs. Los Angeles (9/21/25)

COLLEGE HIGHLIGHTS

- Played collegiately at Alabama (2017-20), where he caught 235 passes for 3,965 yards and 46 TDs in 54 career games ... Finished as the SEC's all-time leader in receiving yards and TDs (5th-most in NCAA history)
- Voted the 2020 Heisman Trophy winner after leading the NCAA in receptions (117), receiving yards (1,856) and receiving TDs (23) ... Became the first WR to capture the Heisman Trophy since **Desmond Howard** in 1991 ... Also became just the third player in Crimson Tide history to do so, joining **Derrick Henry** (2015) and **Mark Ingram** (2009)
- Recognized as the 2020 *Associated Press* Player of the Year (first WR to ever win the award) ... Also honored as the Biletnikoff Award winner (presented to the nation's top receiver), Paul Hornung Award recipient (awarded to the nation's most versatile player), a unanimous first-team All-America selection and SEC Offensive Player of the Year
- A two-time CFP National Champion (2017 and 2020) ... Selected as the Offensive MVP of the 2021 CFP National Championship Game after posting 12 receptions for 215 yards (17.9 avg.) and 3 TDs in the first half, shattering seven school, conference and CFP records

TRANSACTIONS

- **2021** - Drafted by PHI in 1st round (10th overall) ... **4/15/24** - 5th-year option exercised by PHI ... Agreed to terms with PHI on 3-year contract extension



NOLAN SMITH

OUTSIDE LINEBACKER | 3

Height: 6-2 **Weight:** 238 **DOB:** Jan. 18, 2001 (Age 25)
NFL Experience: 4th Year *(4th with Eagles)* **Draft:** D1b-23 (30th overall) by PHI
College: Georgia **Hometown (HS):** Savannah, GA (IMG Academy - Bradenton, FL)

SUPER BOWL CHAMPION: 2024 (LIX)

CAREER STATISTICS

			TACKLES				PASS RUSH			INTERCEPTIONS					FUMBLES		DEF SNAPS	
Year	Team	GP/S	Total	Solo	Asst	TFL	Sacks	QBH	QBP	Int	Yds	Lg	TD	PD	FF	FR	No	Pct
2023	Philadelphia	17/0	13	6	7	1	1.0	3	5	0	0	--	0	0	0	0	188	16%
2024	Philadelphia	16/10	39	21	18	8	6.5	11	24	0	0	--	0	2	1	2	586	52%
2025	Philadelphia	12/12	31	15	16	1	3.0	11	35	0	0	--	0	0	1	0	451	40%
2026	Philadelphia	9/9	22	12	10	7	6.0	7	17	0	0	--	0	1	0	0	396	57%
Totals		**54/31**	**105**	**54**	**51**	**17**	**16.5**	**32**	**80**	**0**	**0**	**--**	**0**	**2**	**2**	**2**	**---**	**---**
PLAYOFFS																		
2023	Philadelphia	1/0	4	1	3	0	0.5	1	1	0	0	--	0	0	0	0	16	23%
2024	Philadelphia	4/4	14	6	8	4	4.0	5	17	0	0	--	0	0	1	0	209	77%
2025	Philadelphia	1/1	4	3	1	1	0.0	1	2	0	0	--	0	0	0	0	29	49%
Totals		**6/5**	**22**	**10**	**12**	**5**	**4.5**	**7**	**20**	**0**	**0**	**--**	**0**	**0**	**1**	**0**	**---**	**---**

ADDITIONAL STATISTICS

Special Teams Tackles: 8 - 2023 (5), 2024 (3) **Postseason Special Teams Tackles:** 2 - 2024 (2)

CAREER HIGHS

Tackles	8	12/1/24 at Bal.
Sacks	2.0	1/12/25 vs. GB (WC)
INTs	--	---
PDs	1	3x, last: 9/28/26 at Chi.
FFs	1	3x, last: 9/14/25 at KC
FRs	2	12/22/24 at Was.



BIRDSEED

- Created the Nolan Smith Foundation to capitalize on the platform that sports provide to support and inspire communities in need ... Hosts an annual youth football camp called "Pups Day Out" in his hometown, providing hands-on training of technique for children to develop as football players while gaining valuable life lessons ... The foundation is also involved in community bicycle drives, golf fundraisers and providing meals to the homeless, among other charitable endeavors
- Wears No. 3 as a tribute to his mother, Chakeima Bigham ... Chakeima also wore the number playing high school sports in Savannah, GA
- Posted historic figures at the 2023 NFL Combine, including a 4.39 40-yard dash and a 41.5-inch vertical ... Each of those led all DL at the Combine ... Became the heaviest player in Combine history to log a sub-4.4 40-yard dash along with a 40+ inch vertical
- Prepped at Calvary Day School (Savannah, GA) before transferring to IMG Academy (Bradenton, FL) for his final two years of high school ... Rated a top-five player nationally across recruiting platforms

CAREER HIGHLIGHTS

- Totaled 4.0 sacks during Philadelphia's **Super Bowl LIX**-winning playoff run in 2024, marking the most by an Eagle in a single postseason

NOTES TO KNOW

- His 4.5 career sacks in the playoffs are the 3rd-most in Eagles postseason history, behind **Brandon Graham** (5.5) and **Josh Sweat** (5.0)

2026 SEASON - EAGLES

-

2025 SEASON - EAGLES

- Appeared in 12 games (12 starts), totaling 31 tackles (15 solo), 3.0 sacks and 1 FF in 451 defensive snaps

2026 GAME-BY-GAME STATISTICS (PHI)												
Date	**Opp**		**GP/S**	**Tot**	**Solo**	**Sk**	**Int**	**PD**	**FF**	**FR**	**Snaps**	**Pct**
Sep 13	Was	W	1/1	2	1	0.0	0	0	0	0	48	69%
Sep 20	at Ten	W	1/1	3	2	1.0	0	0	0	0	41	77%
Sep 28	at Chi	L	1/1	1	0	0.0	0	1	0	0	44	64%
Oct 4	LAR	L	1/1	2	2	1.0	0	0	0	0	64	76%
Oct 11	at Jax	L	1/1	1	0	0.0	0	0	0	0	58	81%
Oct 18	Car	L	1/1	3	1	1.0	0	0	0	0	14	18%
Oct 26	Dal	L	0/0	INACTIVE								
Nov 1	at Was	L	1/1	3	1	1.0	0	0	0	0	47	78%
Nov 8	NYG	L	1/1	2	2	1.0	0	0	0	0	44	66%
Nov 22	Pit	W	1/1	5	3	1.0	0	0	0	0	37	52%
Nov 26	at Dal											
Dec 6	at Ari											
Dec 13	Ind											
Dec 19	Sea											
Dec 24	Hou											
Jan 3	at SF											
TBD	at NYG											
Totals			**9/9**	**22**	**12**	**6.0**	**0**	**1**	**0**	**0**	**396**	**57%**

Nickname: Young Nolan ... **Hobbies:** Loves fishing, considers himself a "big country boy" ... Wants to catch some small mount fish in the area ... Has always wanted to catch a Goliath Grouper ... **If he could play another sport:** Would play catcher or center field in the MLB ... **Favorite sports moments:** Winning back-to-back CFP Championships at Georgia ... **Favorite TV shows:** *Yellowstone* and *Game of Thrones*

COLLEGE HIGHLIGHTS

- A two-time CFP National Champion (2021, '22) at Georgia (2019-22) ... During his Bulldogs career, registered 114 tackles (66 solo), 21 TFLs, 11.5 sacks, 4 PDs, 3 FFs, 1 FR and 1 INT in 36 games (22 starts)
- As a senior in 2022, led Georgia with 16 hurries through eight games (all starts) before sustaining a season-ending injury ... Finished with 18 tackles (14 solo), 7 TFLs, 3.0 sacks and 1 PD ... Named to preseason watch lists for the Outland Trophy (nation's top interior lineman) and Bronko Nagurski Trophy (nation's top defender) ... Additionally was a second-team preseason All-America selection by *Athlon Sports*
- Totaled 56 tackles (31 solo), 9 TFLs, 3.5 sacks, 3 FFs, 2 PDs and 1 FR over 14 games (all starts) during his junior campaign in 2021 ... Earned SEC Co-Defensive Player of the Week twice, including when he produced a FF, FR and INT in that span of 39 seconds vs. Florida

TRANSACTIONS

- **2023** - Drafted by PHI in 1st round (30th overall) ... **9/24/25** - Placed on Reserve/Injured (triceps) ... **11/10/25** - Activated from Reserve/Injured (triceps)





TYLER STEEN

GUARD | 56

Height: 6-6 **Weight:** 321 **DOB:** June 24, 2000 (Age 26)
NFL Experience: 4th Year *(4th with Eagles)* **Draft:** D3a-23 (65th overall) by PHI
College: Alabama **Hometown (HS):** Miami, FL (St. Thomas Aquinas)

SUPER BOWL CHAMPION: 2024 (LIX)

CAREER STATISTICS

			STARTS				OFF SNAPS	
Year	**Team**	**GP/S**	**LT**	**LG**	**RG**	**RT**	**No**	**Pct**
2023	Philadelphia	11/1	0	0	1	0	71	6%
2024	Philadelphia	17/2	0	1	1	0	316	27%
2025	Philadelphia	17/17	0	0	17	0	1,009	96%
2026	Philadelphia	10/10	0	0	10	0	612	98%
Totals		**55/30**	**0**	**1**	**29**	**0**	**---**	**---**
PLAYOFFS								
2023	Philadelphia	0/0	0	0	0	0	0	0%
2024	Philadelphia	4/1	0	1	0	0	84	31%
2025	Philadelphia	1/1	0	0	1	0	72	99%
Totals		**5/2**	**0**	**1**	**1**	**0**	**---**	**---**

Hobbies: Watching movies and playing video games ... Surprisingly good at: Sudoku ... If he could have a career outside of sports: Music label producer or owner ... Favorite sports moment: Winning the 2022 Sugar Bowl while at Alabama ... Favorite TV show: *The Office*



BIRDSEED

- Comes from a family with a strong military background ... His grandfather, Sgt. Rodney M. Davis, was posthumously honored with the Medal of Honor after jumping on a grenade to save his fellow soldiers during the Vietnam War ... Steen takes great pride in knowing his grandfather sacrificed his life for his country at age 25 ... His father, Daris Steen, is a retired Marine who instilled great values in him growing up
- His father played football at LSU and also coached him when he was younger ... His brother, Blake, currently plays OL at Mississippi State, while his other brother, Dylan, signed to play OL with Mississippi State in the program's 2026 recruiting class
- Prepped at St. Thomas Aquinas (FL) High School, which produced the most NFL Draft selections in the country from 2013-23
- Has experience playing on the defensive side of the ball ... Started his Vanderbilt career as a DL before transitioning full-time to OL

CAREER HIGHLIGHTS

- A member of Philadelphia's **Super Bowl LIX**-winning roster in 2024 ... Contributed to an OL unit that helped RB **Saquon Barkley** set an Eagles single-season rushing record (2,005) and an NFL record for single-season rushing yards including playoffs (2,504) ... Philadelphia established a league record for most single-season combined yards (3,866)

2026 SEASON - EAGLES

-

2025 SEASON - EAGLES

- Started all 17 regular season games at RG, blocking for an offensive line that helped **Saquon Barkley** eclipse the 1,000 yard mark for the second consecutive season

COLLEGE HIGHLIGHTS

- Played five seasons in the collegiate ranks, including stints at Alabama (2022) and Vanderbilt (2018-21) ... Started his final 46 games with the Crimson Tide and Commodores, appearing at both OT positions
- During his redshirt senior season at Alabama in 2022, garnered second-team All-SEC honors after earning the Crimson Tide's starting LT job ... Started all 13 games and totaled 25 knockdown blocks while protecting the nation's No. 4 scoring offense (41.1 ppg.) ... Appeared in 38 contests (33 starts) over his four-year career at Vanderbilt

TRANSACTIONS

- **2023** - Drafted by PHI in 3rd round (65th overall)



ELI STOWERS

TIGHT END | 87

(Rhymes with hours)

Height: 6-4 **Weight:** 239 **DOB:** April 15, 2003 (Age 23)
NFL Experience: Rookie *(1st with Eagles)* **Draft:** D2-26 (54th overall) by PHI
College: Vanderbilt **Hometown (HS):** Denton, TX (Denton Guyer)

CAREER STATISTICS

			RECEIVING					OFF SNAPS	
Year	Team	GP/S	Rec	Yds	Avg	Lg	TD	No	Pct
2026	Philadelphia	4/0	3	53	17.7	34	0	32	5%
Totals		**4/0**	**3**	**53**	**17.7**	**34**	**0**	**---**	**---**

CAREER HIGHS

Receptions	3	11/1/26 at Was.
Receiving Yards	53	11/1/26 at Was.
Receiving Long	34	11/1/26 at Was.
Receiving TDs	--	--

Nicknames: E, Leader ... **Hobbies:** Spending time with family, playing guitar and watching movies ... **First job:** Working the scoreboard at youth league basketball games ... **Bucket list item:** Visiting the Swiss Alps ... **If he could play another sport:** Would do track and field or play basketball ... **Alternate career choice:** Real estate or working with charitable foundations ... **Favorite movie:** *The Dark Knight* ... **Karaoke song of choice:** "Rock Your Body" by Justin Timberlake



BIRDSEED

- Began his collegiate career as a QB after being the 20th-ranked player at the position in the 2021 class, committing to Texas A&M out of Denton Guyer (TX) High School ... Suffered a shoulder injury during his freshman season that sidelined him for the entirety of the campaign and led to him serving as a backup for two years ... Upon transferring to New Mexico State in 2023, spoke with the coaches about changing to TE ... When his offensive coordinator at New Mexico State, Tim Beck, took the same job at Vanderbilt, Stowers followed the staff to the Commodores, earning him first-team All-American honors in 2025
- Hails from a highly athletic family background ... His father, Donald, played DB at New Mexico State before a short stint with the Denver Broncos and NFL Europe's Rhein Fire ... His mother, Tina, played collegiate volleyball at Baylor ... Sister, Kyndal, plays volleyball at Texas A&M and was named the 2025 NCAA Tournament's Most Outstanding Player
- Former Eagle **Jordan Matthews** was his TE coach while at Vanderbilt ... Consideres Matthews a mentor of his on and off the field ... The two formed a strong bond during his time for the Commodores, the team even had a play called installed in the offense called "Philly"
- Began learning football at the age of four with his father's coaching ... Won the starting varsity QB job as a sophomore before leading Denton Guyer to the 6A state championship as a junior in 2019 ... Also lettered in basketball and track (high jump, long jump and 110-meter hurdles) ... Won the 6A state championship in high jump (6'10")
- Earned a master's degree in finance from Vanderbilt

2026 SEASON - EAGLES

COLLEGE HIGHLIGHTS

- Played collegiately at Texas A&M (2021-22), New Mexico State (2023) and Vanderbilt (2024-25), appearing in 45 contests (14 starts) ... Began his collegiate career as a QB before transitioning to TE while at New Mexico State due to injury ... At tight end, totaled 146 receptions for 1,773 yards (12.0 avg.) and 11 TDs
- Named the 2025 John Mackey Award winner (nation's best tight end) and the first in Commodores history after posting 62 receptions for 769 yards (12.4 avg.) and 4 TDs across 12 contests (5 starts) as a graduate ... Also awarded the 2025 William V. Campbell Trophy and collected *Associated Press* first-team All-America accolades
- Led the Commodores with 49 receptions for 638 yards (13.0 avg.) and 5 TDs in 2024, registering the second-most receiving yards and receiving TDs by a Vanderbilt tight end since 1996, trailing only **Jared Pinkney** in 2018 ... Also garnered *AP* All-SEC second team honors

TRANSACTIONS

- **2026** - Drafted by PHI in 2nd round (54th overall) ... **9/12/26** - Placed on Reserve/Injured (quadriceps, hamstring) ... **10/26/26** - Activated from Reserve/Injured (quadriceps, hamstring)

2026 GAME-BY-GAME STATISTICS (PHI)										
Date	**Opp**		**GP/S**	**Rec**	**Yds**	**Avg**	**Lg**	**TD**	**Snaps**	**Pct**
Sep 13	Was	W	0/0	RESERVE/INJURED (QUADRICEPS, HAMSTRING)						
Sep 20	at Ten	W	0/0	RESERVE/INJURED (QUADRICEPS, HAMSTRING)						
Sep 28	at Chi	L	0/0	RESERVE/INJURED (QUADRICEPS, HAMSTRING)						
Oct 4	LAR	L	0/0	RESERVE/INJURED (QUADRICEPS, HAMSTRING)						
Oct 11	at Jax	L	0/0	RESERVE/INJURED (QUADRICEPS, HAMSTRING)						
Oct 18	Car	L	0/0	RESERVE/INJURED (QUADRICEPS, HAMSTRING)						
Oct 26	Dal	L	1/0	0	0	---	--	0	12	18%
Nov 1	at Was	L	1/0	3	53	17.7	34	0	13	19%
Nov 8	NYG	L	1/0	0	0	---	--	0	7	11%
Nov 22	Pit	W	1/0	0	0	---	--	0	0	0%
Nov 26	at Dal									
Dec 6	at Ari									
Dec 13	Ind									
Dec 19	Sea									
Dec 24	Hou									
Jan 3	at SF									
TBD	at NYG									
Totals			**4/0**	**3**	**53**	**17.7**	**34**	**0**	**32**	**5%**





JEREMIAH TROTTER JR.

LINEBACKER | 54

Height: 6-0 **Weight:** 225 **DOB:** Dec. 24, 2002 (Age 23)
NFL Experience: 3rd Year *(3rd with Eagles)* **Draft:** D5b-24 (155th overall) by PHI
College: Clemson **Hometown (HS):** Hainesport, NJ (Philadelphia, PA - St. Joseph's Prep)

SUPER BOWL CHAMPION: 2024 (LIX)

CAREER STATISTICS

			TACKLES				PASS RUSH			INTERCEPTIONS					FUMBLES		DEF SNAPS	
Year	Team	GP/S	Total	Solo	Asst	TFL	Sacks	QBH	QBP	Int	Yds	Lg	TD	PD	FF	FR	No	Pct
2024	Philadelphia	17/1	19	6	13	0	0.5	1	1	0	0	--	0	1	0	0	104	10%
2025	Philadelphia	17/1	14	6	8	1	0.0	2	2	0	0	--	0	0	0	0	88	8%
2026	Philadelphia	10/4	58	36	22	3	0.5	2	3	0	0	--	0	1	1	0	331	48%
Totals		**44/6**	**91**	**48**	**43**	**4**	**1.0**	**5**	**6**	**0**	**0**	**--**	**0**	**1**	**1**	**0**	**---**	**---**
PLAYOFFS																		
2024	Philadelphia	4/0	1	0	1	0	0.0	0	0	0	0	--	0	0	0	1	6	2%
2025	Philadelphia	1/0	0	0	0	0	0.0	0	0	0	0	--	0	0	0	0	0	0%
Totals		**5/0**	**1**	**0**	**1**	**0**	**0.0**	**0**	**0**	**0**	**0**	**--**	**0**	**0**	**0**	**1**	**---**	**---**

ADDITIONAL STATISTICS

Special Teams Tackles: 30 - 2024 (6), 2025 (18), 2026 (6) **Postseason Special Teams Tackles:** 6 - 2024 (4), 2025 (2)

CAREER HIGHS

Tackles	15	10/4/26 vs. LAR
Sacks	0.5	12/29/24 vs. Dal.
INTs	--	--
PDs	1	2x, last: 10/4/26 vs. LAR
FFs	1	11/8/26 vs. NYG
FRs	1	1/12/25 vs. GB (WC)

Nicknames: Trot, J, or Axe Man Jr. ... **Hobbies:** Play video games, golf, watch movies (favorites are Marvel movies) ... **Surprisingly good at:** Video games ... Feels like he's close to professional-level gaming ... **If he could play another sport, what position/team:** Point guard, Philadelphia 76ers ... **If he could have a career outside of sports:** Real estate ... **If he could witness any sports moment:** Seeing the Cavaliers win the 2016 NBA Finals ... **Favorite TV show:** *Naruto* ... **Favorite music/artists:** Gospel and R&B; Kirk Franklin, Rod Wave, Shakira



BIRDSEED

- Is the oldest son of Eagles Hall of Famer **Jeremiah Trotter**, who is remembered by fans as the "Axe Man" ... Trotter was selected by Philadelphia in the 3rd round (72nd overall) of the 1998 NFL Draft and went on to play 12 seasons, including eight years with the Eagles (1998-2001, 2004-06, 2009) ... Trotter finished his NFL career with 903 tackles (716 solo), 51 PDs, 12.5 sacks, 10 FFs, 9 INTs and 3 FRs in 147 games
- Honors his late mother, Tammi, who passed away after a battle with breast cancer in February 2023, through the way he carries himself on and off the field ... Playing in the NFL was always a dream of his, but it was a dream of his mother's, too ... During her treatment, she would text him to share scripture and would call him to offer her support
- His brother, Josiah, was selected by the Tampa Bay Buccaneers in the 2nd round (46th overall) of the 2026 NFL Draft
- Attended St. Joseph's Prep in Philadelphia, where he helped lead the team to a No. 3 national ranking and won back-to-back 6A state championships ... Rated as the nation's No. 1 LB in his recruiting class

CAREER HIGHLIGHTS

- In his rookie season, was a member of Philadelphia's **Super Bowl LIX**-winning team, playing a vital role on special teams

2026 SEASON - EAGLES

- Registered 10 tackles, 3 TFLs (career-high), 1 QB hit and his first career FF in the game vs. the Giants (11/8/26)

2025 SEASON - EAGLES

- Played in all 17 regular season games (one start), totaling 14 tackles (6 solo) across 88 defensive snaps ... Contributed a team-high-tying 18 special teams tackles and logged 332 special teams snaps

COLLEGE HIGHLIGHTS

- Played collegiately at Clemson (2021-23), where he combined for 202 tackles (142 solo), 29.5 TFLs, 13.0 sacks, 12 PDs, 4 INTs, 3 FFs and 2

2026 GAME-BY-GAME STATISTICS (PHI)												
Date	**Opp**		**GP/S**	**Tot**	**Solo**	**Sk**	**Int**	**PD**	**FF**	**FR**	**Snaps**	**Pct**
Sep 13	Was	W	1/0	0	0	0.0	0	0	0	0	0	0%
Sep 20	at Ten	W	1/0	0	0	0.0	0	0	0	0	0	0%
Sep 28	at Chi	L	1/0	0	0	0.0	0	0	0	0	6	8%
Oct 4	LAR	L	1/1	15	10	0.0	0	1	0	0	84	100%
Oct 11	at Jax	L	1/0	0	0	0.0	0	0	0	0	0	0%
Oct 18	Car	L	1/0	5	3	0.5	0	0	0	0	28	35%
Oct 26	Dal	L	1/0	5	3	0.0	0	0	0	0	24	35%
Nov 1	at Was	L	1/1	10	6	0.0	0	0	0	0	54	90%
Nov 8	NYG	L	1/1	10	5	0.0	0	0	0	0	64	96%
Nov 22	Pit	W	1/1	13	9	0.0	0	0	0	0	71	100%
Nov 26	at Dal											
Dec 6	at Ari											
Dec 13	Ind											
Dec 19	Sea											
Dec 24	Hou											
Jan 3	at SF											
TBD	at NYG											
Totals			**10/4**	**58**	**36**	**0.5**	**0**	**0**	**0**	**0**	**331**	**48%**



INT-TDs in 39 career games (26 starts) ... Became the first Clemson LB to earn multiple All-America accolades since the 2000 campaign

- Earned first-team All-America honors from *ESPN* and *Sports Illustrated* and first-team All-ACC recognition while being named a Butkus Award (nation's top LB) finalist in 2023 ... Became just the sixth Tiger to earn finalist status for the award ... Finished the season with a team-high 88 tackles, 15 TFLs, 6 PDs, 5.5 sacks, 2 FFs and 2 INTs (1 TD)
- Started all 14 games during his sophomore campaign in 2022, totaling 92 tackles (74 solo), 13.5 TFLs, 6.5 sacks, 6 PDs, 2 INTs, 1 FF and 1 INT-TD ... Voted a second-team All-American by the *Associated Press* and helped the Tigers win the ACC Championship

TRANSACTIONS

- **2024** - Drafted by PHI in 5th round (155th overall) by PHI



ROCCO UNDERWOOD

LONG SNAPPER | 41

Height: 6-3 **Weight:** 231 **DOB:** Aug. 14, 2002 (Age 24)
NFL Experience: Rookie *(1st with Eagles)* **Draft:** UDFA-26 by PHI
College: Florida **Hometown (HS):** Lake Mary, FL (Lake Mary)

CAREER STATISTICS					
			ST	ST Snaps	
Year	Team	GP	Tackles	No	Pct
2026	Philadelphia	10	3	86	32%
Totals		**10**	**3**	**---**	**---**

ADDITIONAL STATISTICS
Fumble Recoveries: 1 - 2026 (1)



BIRDSEED

- Comes from a family with a heavy football background ... His father, David, played Guard for Central Florida and earned All-American honors ... His cousin, **Johnny Townsend**, is Florida's all-time leading punter in school history with 11,090 yards and was a 5th-round selection in the 2018 NFL Draft by the Oakland Raiders ... His cousin, **Tommy Townsend**, currently punts for the Tennessee Titans and has earned Pro Bowl and *PFWA* All-Rookie honors
- Played LS and TE at Lake Mary (FL) High School, earning first-team All-State honors ... Concluded his high school career as the No. 1 LS in the nation according to *Rubio Long Snapping* while also receiving offers to play TE in college
- Is a four-time SEC Fall Academic Honor Roll selection (2022-25) and was selected to the NFF Hampshire Honor Society in 2026

2026 SEASON - EAGLES

- Recovered a **Charlie Jones** fumble in the second quarter of the contest vs. N.Y. Giants (11/8/26) ... Became the first Eagles LS to recover a fumble since at least 2000

COLLEGE HIGHLIGHTS

- Spent five seasons at the University of Florida (2021-25), playing in 50 games as the primary long snapper ... Snapped for punter **Jeremy Crawshaw**, who was selected in the 2025 NFL Draft and kicker **Trey Smack**, who was chosen in the 2026 NFL Draft
- During the 2025 campaign, played in 12 games, snapping for **Trey Smack** and **Tommy Doman** ... Smack earned third-team All-SEC honors and was a three-time SEC Special Teams Player of the Week selection, while Doman was voted to the *Pro Football Focus* All-SEC team
- In 2024, snapped in 12 games for the Gators and earned the Mannelly Award, which is given to the nation's best long snapper ... Became only the second SEC long snapper to win the honor since the awards inception ... Also aided **Jeremy Crawshaw** in being a semifinalist for the Ray Guy Award (nation's best punter)



JOSHUA WERU (PS)

OUTSIDE LINEBACKER | 46

(pronounced WARE-oo)

Height: 6-4 **Weight:** 244 **DOB:** Oct. 3, 2003 (Age 22)
NFL Experience: Rookie *(1st with Eagles)* **Draft:** UDFA-26 by PHI
Hometown: Nairobi, Kenya

CAREER STATISTICS

			TACKLES				PASS RUSH			INTERCEPTIONS					FUMBLES		DEF SNAPS	
Year	Team	GP/S	Total	Solo	Asst	TFL	Sacks	QBH	QBP	Int	Yds	Lg	TD	PD	FF	FR	No	Pct
2026	Philadelphia	0/0	0	0	0	0	0.0	0	0	0	0	--	0	0	0	0	0	0%
Totals		**0/0**	**0**	**0**	**0**	**0**	**0.0**	**0**	**0**	**0**	**0**	**--**	**0**	**0**	**0**	**0**	**---**	**---**



BIRDSEED

- Was brought up around sports in Kenya through his father, Kenneth "KT" Thimba, who was a rugby player and coach ... Weru began his sports journey playing hockey, cricket and rugby among other sports ... When he was only 14 years old, moved to England, where he joined the Northampton Saints Academy, graduating from their under-18 program before leaving the team to play with the Kenyan National Rugby Team
- Was inspired to make the transition to football by former rugby player **Christian Wade**, who made the switch to football, was selected to the NFL's International Player Program and spent time with the Buffalo Bills ... Weru followed a similar path and was selected for the NFL's IPP class of 2026, joining teammate **Uar Bernard**
- Posted an impressive workout at the International Pathway Program Pro Day ahead of the 2026 NFL Draft, running a 4.45 40-yard dash, leaping a 41.5 inch vertical and 11-2 broad jump

2026 SEASON - EAGLES

TRANSACTIONS

- **2026** - Signed by PHI as UDFA ... **8/30/26** - Waived by PHI ... **8/31/26** - Signed by PHI to practice squad

2026 GAME-BY-GAME STATISTICS (PHI)													
Date	**Opp**		**GP/S**	**Tot**	**Solo**	**Sk**	**Int**	**PD**	**FF**	**FR**	**Snaps**	**Pct**
Sep 13	Was	W	---	EAGLES PRACTICE SQUAD								
Sep 20	at Ten	W	---	EAGLES PRACTICE SQUAD								
Sep 28	at Chi	L	---	EAGLES PRACTICE SQUAD								
Oct 4	LAR	L	---	EAGLES PRACTICE SQUAD								
Oct 11	at Jax	L	---	EAGLES PRACTICE SQUAD								
Oct 18	Car	L	---	EAGLES PRACTICE SQUAD								
Oct 26	Dal	L	---	EAGLES PRACTICE SQUAD								
Nov 1	at Was	L	---	EAGLES PRACTICE SQUAD								
Nov 8	NYG	L	---	EAGLES PRACTICE SQUAD								
Nov 22	Pit	W	---	EAGLES PRACTICE SQUAD								
Nov 26	at Dal											
Dec 6	at Ari											
Dec 13	Ind											
Dec 19	Sea											
Dec 24	Hou											
Jan 3	at SF											
TBD	at NYG											
Totals			**0/0**	**0**	**0**	**0.0**	**0**	**0**	**0**	**0**	**0**	**0%**





DONTAYVION WICKS (IR)

WIDE RECEIVER | 13

Height: 6-1 **Weight:** 206 **DOB:** June 16, 2001 (Age 25)
NFL Experience: 4th Year *(1st with Eagles)* **Draft:** D5b-23 (159th overall) by GB **Acquired:** T-GB-26
College: Virginia **Hometown (HS):** Plaquemine, LA (Plaquemine)

CAREER STATISTICS

			RECEIVING					OFF SNAPS	
Year	**Team**	**GP/S**	**Rec**	**Yds**	**Avg**	**Lg**	**TD**	**No**	**Pct**
2023	Green Bay	15/6	39	581	14.9	35	4	458	42%
2024	Green Bay	17/5	39	415	10.6	36	5	586	54%
2025	Green Bay	14/7	30	332	11.1	30	2	408	39%
2026	Philadelphia	6/6	19	284	14.9	64	1	289	46%
Totals		**52/24**	**127**	**1,612**	**12.7**	**64**	**12**	**---**	**---**
PLAYOFFS									
2023	Green Bay	2/2	2	25	12.5	20t	1	58	47%
2024	Green Bay	1/1	2	39	19.5	29	0	51	77%
Totals		**3/3**	**4**	**64**	**16.0**	**29**	**1**	**---**	**---**

ADDITIONAL STATISTICS

Passing: 1/1-14 - 2023 (1/1-14) **Rushing:** 2-7 - 2023 (1-1), 2025 (1-6)

Fumbles/Lost: 3/1 - 2023 (3/1)

CAREER HIGHS

Receptions	6	3x, last: 11/27/25 at Det.
Receiving Yards	97	12/17/23 vs. TB
Receiving Long	64	9/13/26 vs. Was.
Receiving TDs	2	2x, last: 11/27/25 at Det.



BIRDSEED

- Was a QB and WR at Plaquemine (LA) High School who also starred on the hardwood playing basketball during his high school career ... Was named a four-star recruit by *247Sports*

CAREER HIGHLIGHTS

- Spent the first three seasons of his career with Green Bay (2023-25), appearing in 46 contests (18 starts) and catching 108 passes for 1,328 yards (12.3 avg.) with 11 TDs
- Is one of six players in Packers history to catch 4+ TDs in each of their first two seasons in the league

2026 SEASON - EAGLES

- Caught 2 passes for 73 yards with 1 TD, and hauled in a career-long 64 yard pass from **Jalen Hurts** in the 24-22 win versus Washington (9/13/26) ... Became the first Eagle since **DeVonta Smith** on 9/12/21 to record 70+ receiving yards and 1+ TD in their Eagles debut

2025 SEASON - PACKERS

- Played in 14 games (seven starts), recording 332 yards on 30 catches (11.1 avg.) with 2 TDs

COLLEGE HIGHLIGHTS

- Played collegiately at Virginia (2019, 2021-22), playing in 30 games (19 starts) and catching 90 passes for 1,694 yards (18.8 avg.) with 12 TDs ... Concluded his collegiate career as the first Cavalier since 2000 to register 34 receptions of 20+ yards
- As a junior in 2021, earned first-team All-ACC honors and honorable mention All-America honors ... Appeared in 12 games (11 starts), setting a school single-season receiving record with 1,203 yards on 57 catches (21.1 avg.) ... His six contests with 100+ receiving yards tied **Germane Crowell** for the most in school single-season history, while his 21.1 yard per catch average was highest in the ACC and 5th-highest in the nation

TRANSACTIONS

- **2023** - Drafted by GB in 5th round (159th overall) ... **4/10/26** - Traded by GB to PHI in exchange for a 2026 5th-round pick and 2027 6th-round pick ... **4/10/26** - Re-signed by PHI to 1-year extension ... **11/21/26** - Placed on Reserve/Injured (ankle, foot)

Nicknames: Tay, Wicked, John Wick, Don Wick ... **Hobbies:** Play video games, outdoor activities, bowling, is starting to learn how to Golf ... **Surprisingly good at:** Ping-Pong, picked it up while at Virginia playing teammates ... **If he could play another sport:** Would play PG in the NBA ... **Karaoke song of choice:** "Beautiful Crazy" by Luke Combs ... **Favorite TV show:** *Martin* ... **Favorite TV show:** *A Perfect Gateway* ... **Favorite artists:** Genuine, Lil Durk, FCG Heem, SZA, Luke Combs

2026 GAME-BY-GAME STATISTICS (PHI)										
Date	**Opp**		**GP/S**	**Rec**	**Yds**	**Avg**	**Lg**	**TD**	**Snaps**	**Pct**
Sep 13	Was	W	1/1	2	73	36.5	64	1	50	91%
Sep 20	at Ten	W	1/1	5	74	14.8	27	0	47	62%
Sep 28	at Chi	L	1/1	2	32	16.0	19	0	44	88%
Oct 4	LAR	L	1/1	3	18	6.0	7	0	56	92%
Oct 11	at Jax	L	1/1	5	63	12.6	19	0	52	84%
Oct 18	Car	L	1/1	2	24	12.0	17	0	40	62%
Oct 26	Dal	L	0/0	INACTIVE						
Nov 1	at Was	L	0/0	INACTIVE						
Nov 8	NYG	L	0/0	INACTIVE						
Nov 22	Pit	L	0/0	RESERVE/INJURED (ANKLE, FOOT)						
Nov 26	at Dal									
Dec 6	at Ari									
Dec 13	Ind									
Dec 19	Sea									
Dec 24	Hou									
Jan 3	at SF									
TBD	at NYG									
Totals			**6/6**	**19**	**284**	**14.9**	**64**	**1**	**289**	**46%**





JOHNNY WILSON (IR)

WIDE RECEIVER | 89

Height: 6-6 **Weight:** 228 **DOB:** April 3, 2001 (Age 25)
NFL Experience: 3rd Year *(3rd with Eagles)* **Draft:** D6a-24 (185th overall) by PHI
College: Florida State **Hometown (HS):** Pacoima, CA (Calabasas)

SUPER BOWL CHAMPION: 2024 (LIX)

CAREER STATISTICS

			RECEIVING					OFF SNAPS	
Year	Team	GP/S	Rec	Yds	Avg	Lg	TD	No	Pct
2024	Philadelphia	16/4	5	38	7.6	9	1	369	32%
2025	Philadelphia	0/0	0	0	---	--	0	0	0%
2026	Philadelphia	0/0	0	0	---	--	0	0	0%
Totals		**16/4**	**5**	**38**	**7.6**	**9**	**1**	**---**	**---**
PLAYOFFS									
2024	Philadelphia	4/1	0	0	---	--	0	39	15%
2025	Philadelphia	0/0	0	0	---	--	0	0	0%
Totals		**4/1**	**0**	**0**	**---**	**--**	**0**	**---**	**---**

CAREER HIGHS

Receptions	3	1/5/25 vs. NYG
Receiving Yards	24	1/5/25 vs. NYG
Receiving Long	9	2x, last: 1/5/25 vs. NYG
Receiving TDs	1	11/10/24 at Dal.



BIRDSEED

- Became the tallest WR selected in the NFL Draft in the last decade ... Was the tallest WR to ever participate at the NFL Combine and was measured to have the longest recorded wingspan (84.5 inches) ever by a WR prospect ... Discovered Pro Football Hall of Famer and Eagles legend **Harold Carmichael**, who was 6-foot-8, when studying players of similar sizes ... Says he loves watching Carmichael's highlights

CAREER HIGHLIGHTS

- A member of Philadelphia's **Super Bowl LIX**-winning team in 2024

2026 SEASON - EAGLES

-

2025 SEASON - EAGLES

- Spent entirety of the season on Reserve/Injured

COLLEGE HIGHLIGHTS

- Registered 102 receptions for 1,757 yards (17.2 avg.) and 8 TDs in 31 career games (26 starts) during stints with Arizona State (2020-21) and Florida State (2022-23) ... Started all 23 games he played for the Seminoles, catching 84 passes for 1,514 yards (18.0 avg.) and 7 TDs
- As a junior in 2023, started 10 contests and logged 617 yards on 41 receptions (15.0 avg.) with 2 TDs ... Voted third-team All-ACC and was selected by teammates for the Bob Crenshaw Award (offensive player with most heart) as well as the Bobby Bowden Leadership Award
- Earned ACC Newcomer of the Year honors and received second-team All-ACC accolades in 2022, when he totaled 897 yards and 5 TDs on 43 receptions (20.9 avg.) ... Led the conference and ranked 3rd nationally with 22 receptions of 20+ yards ... His 20.9 receiving average ranked 2nd in the ACC and 5th in the country ... Recorded a career-best 202 yards on 8 catches in the Cheez-It Bowl vs. Oklahoma (12/29/22)

TRANSACTIONS

- **2024** - Drafted by PHI in 6th round (185th overall) ... **8/22/25** - Placed on Reserve/Injured (knee, ankle) ... **8/22/26** - Placed on Reserve/Injured (knee)

Nicknames: Birdman, Johnski ... Hobbies: Playing video games (*Top Spin Tennis* is his favorite), listening to music, playing with his dog ... Surprisingly good at: Drawing ... If he could play another sport: Tennis ... If he had a career outside of sports: Own a music label ... Food he would never eat: Sweet potatoes (tried them in fourth grade and decided "never again") ... Favorite movie: *Step Brothers* ... Favorite quote: "Pain is temporary; success is forever."

2026 GAME-BY-GAME STATISTICS (PHI)										
Date	**Opp**		**GP/S**	**Rec**	**Yds**	**Avg**	**Lg**	**TD**	**Snaps**	**Pct**
Sep 13	Was	W	0/0	RESERVED/INJURED (KNEE)						
Sep 20	at Ten	W	0/0	RESERVED/INJURED (KNEE)						
Sep 28	at Chi	L	0/0	RESERVED/INJURED (KNEE)						
Oct 4	LAR	L	0/0	RESERVED/INJURED (KNEE)						
Oct 11	at Jax	L	0/0	RESERVED/INJURED (KNEE)						
Oct 18	Car	L	0/0	RESERVED/INJURED (KNEE)						
Oct 26	Dal	L	0/0	RESERVED/INJURED (KNEE)						
Nov 1	at Was	L	0/0	RESERVED/INJURED (KNEE)						
Nov 8	NYG	L	0/0	RESERVED/INJURED (KNEE)						
Nov 22	Pit	W	0/0	RESERVED/INJURED (KNEE)						
Nov 26	at Dal									
Dec 6	at Ari									
Dec 13	Ind									
Dec 19	Sea									
Dec 24	Hou									
Jan 3	at SF									
TBD	at NYG									
Totals			**0/0**	**0**	**0**	**---**	**--**	**0**	**0**	**0%**





ZION WILSON (PS)

DEFENSIVE TACKLE | 78

Height: 6-3 **Weight:** 316 **DOB:** May 14, 2003 (Age 23)
NFL Experience: Rookie *(1st with Eagles)* **Draft:** UDFA-26 by PHI
College: East Carolina **Hometown (HS):** Jacksonville, NC (Northside)

CAREER STATISTICS

			TACKLES				PASS RUSH			INTERCEPTIONS					FUMBLES		DEF SNAPS	
Year	Team	GP/S	Total	Solo	Asst	TFL	Sacks	QBH	QBP	Int	Yds	Lg	TD	PD	FF	FR	No	Pct
2026	Philadelphia	0/0	0	0	0	0	0.0	0	0	0	0	--	0	0	0	0	0	0%
Totals		**0/0**	**0**	**0**	**0**	**0**	**0.0**	**0**	**0**	**0**	**0**	**--**	**0**	**0**	**0**	**0**	**---**	**---**



BIRDSEED

- His path to the Eagles featured a unique collegiate career ending ... After graduating from East Carolina, transferred to University of Virginia where he was set to play this season before the NCAA denied his waiver on June 3rd, forcing Wilson to go pro ... The following day, he was signed by the Eagles
- Began his career as an offensive lineman at East Carolina before making the switch to defensive line entering the Spring of 2024 ... While playing on the defensive line, he also served as a FB on offense

COLLEGE HIGHLIGHTS

- Played collegiately at East Carolina (2023-25), appearing in 37 contests (13 starts) after redshirting his first two seasons with the Pirates ... Earned All-American Conference First-Team honors in 2025 after posting 42 tackles (20 solo), 10 TFLs and 7.0 sacks

TRANSACTIONS

- **2026** - Signed by PHI as UDFA ... **8/30/26** - Waived by PHI ... **10/13/26** - Signed by PHI to practice squad

2026 GAME-BY-GAME STATISTICS (PHI)												
Date	**Opp**		**GP/S**	**Tot**	**Solo**	**Sk**	**Int**	**PD**	**FF**	**FR**	**Snaps**	**Pct**
NOT ON NFL ROSTER												
NOT ON NFL ROSTER												
NOT ON NFL ROSTER												
NOT ON NFL ROSTER												
NOT ON NFL ROSTER												
SIGNED BY PHI TO PRACTICE SQUAD (10/13/26)												
Oct 18	Car	L	---	EAGLES PRACTICE SQUAD								
Oct 26	Dal	L	---	EAGLES PRACTICE SQUAD								
Nov 1	at Was	L	---	EAGLES PRACTICE SQUAD								
Nov 8	NYG	L	---	EAGLES PRACTICE SQUAD								
Nov 22	Pit	W	---	EAGLES PRACTICE SQUAD								
Nov 26	at Dal											
Dec 6	at Ari											
Dec 13	Ind											
Dec 19	Sea											
Dec 24	Hou											
Jan 3	at SF											
TBD	at NYG											
Totals			**0/0**	**0**	**0**	**0.0**	**0**	**0**	**0**	**0**	**0**	**0%**





COLE WISNIEWSKI (PS)

SAFETY | 38

(pronounced wiz-NESS-kee)

Height: 6-3 **Weight:** 219 **DOB:** March 9, 2002 (Age 24)
NFL Experience: Rookie *(1st with Eagles)* **Draft:** D7a-26 (244th overall) by PHI
College: Texas Tech **Hometown (HS):** Sparta, WI (Sparta)

CAREER STATISTICS

			TACKLES				PASS RUSH			INTERCEPTIONS					FUMBLES		DEF SNAPS	
Year	Team	GP/S	Total	Solo	Asst	TFL	Sacks	QBH	QBP	Int	Yds	Lg	TD	PD	FF	FR	No	Pct
2026	Philadelphia	2/0	0	0	0	0	0.0	0	0	0	0	--	0	0	0	0	0	0%
Totals		**2/0**	**0**	**0**	**0**	**0**	**0.0**	**0**	**0**	**0**	**0**	**--**	**0**	**0**	**0**	**0**	**---**	**---**

ADDITIONAL STATISTICS

Special Teams Tackles: 1 - 2026 (1)

Nickname: Wiz, Wiz Kid, Wizzer ... Hobbies: Hiking, traveling, golfing, watching UFC, hunting, and fishing ... First job: While in middle school, as soccer referee ... Bucket list item: See Machu Picchu ... A little-known fact: "I've never lost at Catan" ... Alternate career choice: Own a coffee business ... Karaoke song: "Grenade" by Bruno Mars ... If he could witness any sports moment: Usain Bolt's record-breaking 200m ... Favorite movie: *Cars* ... Favorite music genre: Christian, folk



BIRDSEED

- Was a three-year starter as a QB and safety out of Sparta (WI) High School, helping the program earn its first ever playoff win as a sophomore in 2018 ... In his senior season won conference defensive player of the year while also earning all-conference honors at the QB position
- Served as a three-sport athlete at Sparta High School, playing football, basketball and running track during his high school career, even filling in as the mascot for sports he wasn't playing when necessary
- Began his career as a LB at North Dakota State before transitioning to safety in 2023
- During his undergraduate studies at North Dakota State, earned a variety of academic honors ... Was selected to the *College Sports Communications* All-America first-team in 2023, earned the MVFC Commissioner's Academic Excellence Award twice (2021-22) and won the 2023 MVFC Scholar-Athlete of the year Award

2026 SEASON - EAGLES

-

COLLEGE HIGHLIGHTS

- Played collegiately at North Dakota State (2021-23) and Texas Tech (2025), appearing in 61 games (33 starts) ... Totaled 294 tackles (177 solo), 20 PDs, 11.5 TFLs, 8 INTs, 5 FFs and 2 FR
- In his lone season at Texas Tech, posted 73 tackles (36 solo), 6 TFLs, 5 PDs, 2 FFs and 1 FR, earning All-Big 12 honorable mention honors ... Also was a semifinalist for Comeback Player of the Year Award for his stellar play after missing the entire 2024 season with a foot injury
- Earned consensus FCS All-American honors in 2023 after starting 14 games and leading all division players with 8 INTs (tied single-season NDSU record) ... His 239 INT return yards led all FCS players

TRANSACTIONS

- **2026** - Drafted by PHI in 7th round (244th overall) ... **8/30/26** - Waived by PHI ... **8/31/26** - Signed by PHI to practice squad ... **10/17/26** Elevated by PHI for Week 7 vs Carolina ... 10/10/26 - Elevated by PHI for Week 9 vs. N.Y. Giants

2026 GAME-BY-GAME STATISTICS (PHI)													
Date	**Opp**		**GP/S**	**Tot**	**Solo**	**Sk**	**Int**	**PD**	**FF**	**FR**	**Snaps**	**Pct**
Sep 13	Was	W	---	EAGLES PRACTICE SQUAD								
Sep 20	at Ten	W	---	EAGLES PRACTICE SQUAD								
Sep 28	at Chi	L	---	EAGLES PRACTICE SQUAD								
Oct 4	LAR	L	---	EAGLES PRACTICE SQUAD								
Oct 11	at Jax	L	---	EAGLES PRACTICE SQUAD								
Oct 18	Car	L	1/0	0	0	0.0	0	0	0	0	0	0%
Oct 26	Dal	L	---	EAGLES PRACTICE SQUAD								
Nov 1	at Was	L	---	EAGLES PRACTICE SQUAD								
Nov 8	NYG	L	1/0	0	0	0	0	0	0	0	0	0%
Nov 22	Pit	W	---	EAGLES PRACTICE SQUAD								
Nov 26	at Dal											
Dec 6	at Ari											
Dec 13	Ind											
Dec 19	Sea											
Dec 24	Hou											
Jan 3	at SF											
TBD	at NYG											
Totals			**2/0**	**0**	**0**	**0.0**	**0**	**0**	**0**	**0**	**0**	**0%**





RIQ WOOLEN

CORNERBACK | 2

(pronounced REEK)

Height: 6-4 **Weight:** 210 **DOB:** May 2, 1999 (Age 27)
NFL Experience: 5th Year *(1st with Eagles)* **Draft:** D5a-22 (153rd overall) by SEA **Acquired:** FA-Sea-26
College: Texas-San Antonio **Hometown (HS):** Fort Worth, TX (Arlington Heights)

SUPER BOWL CHAMPION: 2025 (LX) PRO BOWL: 2022 ALL-ROOKIE: 2022

CAREER STATISTICS

			TACKLES				PASS RUSH			INTERCEPTIONS					FUMBLES		DEF SNAPS	
Year	Team	GP/S	Total	Solo	Asst	TFL	Sacks	QBH	QBP	Int	Yds	Lg	TD	PD	FF	FR	No	Pct
2022	Seattle	17/17	63	46	17	1	0.0	0	0	6	47	40t	1	16	0	3	1,134	98%
2023	Seattle	16/15	53	42	11	1	0.0	0	1	2	0	0	0	11	0	2	939	79%
2024	Seattle	15/14	46	32	14	0	0.0	0	2	3	11	7	0	14	1	0	890	79%
2025	Seattle	16/7	41	33	8	1	0.0	1	1	1	30	30	0	12	0	0	817	73%
2026	Philadelphia	10/10	35	28	7	0	0.0	0	2	0	0	--	0	8	1	0	659	95%
Totals		**74/63**	**238**	**181**	**57**	**3**	**0.0**	**1**	**6**	**12**	**88**	**40t**	**1**	**61**	**2**	**5**	**---**	**---**
PLAYOFFS																		
2022	Seattle	1/1	3	3	0	0	0.0	0	0	0	0	--	0	1	0	0	65	100%
2025	Seattle	3/0	8	6	2	0	0.0	0	0	0	0	--	0	4	0	0	145	76%
Totals		**4/1**	**11**	**9**	**2**	**0**	**0.0**	**0**	**0**	**0**	**0**	**--**	**0**	**5**	**0**	**0**	**---**	**---**

CAREER HIGHS

Tackles	8	2x, last: 12/8/24 at Ari.
Sacks	--	---
INTs	1	12x, last: 11/30/25 vs. Min.
PDs	3	2x, last: 12/22/24 vs. Min.
FFs	1	2x, last: 10/18/26 vs. Car.
FRs	1	5x, last: 12/10/23 at SF

Nicknames: Riq, RiqtheFreak ... Bucket list: Travel to Ibiza ... Hobbies: Hangout with friends, play video games and watch TV ... If he could play another sport: Would play in NBA for the Spurs ... Welcome to NFL moment: Recording one of his first NFL tackles against Denver and seeing his teammates get hype ... If he could witness any sports moment: Wilt Chamberlain's 100-point game ... Favorite movie: *Beverly Hills Cop* ... Favorite artists: Future, Young Thug, Gunna, Lil Uzi



BIRDSEED

- Represented the Center for Transforming Lives through the NFL's *My Cause My Cleats* initiative during his time in Seattle ... The center aids single mothers and children by providing essential services like housing, counseling and early childhood education
- Was a three-sport athlete out of Arlington Heights (TX) High school, playing football, basketball and running track
- Posted an impressive combine performance in 2022, running a 4.26-second 40-yard dash and leaping a 42-inch vertical

CAREER HIGHLIGHTS

- Was a member of Seattle's Super Bowl LX-winning defense in 2025 ... Recorded his fourth consecutive season with 10+ PDs, becoming one of only three players in the NFL since 2022 with four straight seasons of 10+ PDs
- Earned Pro Bowl and *PFWA* All-Rookie team honors in 2022 after recording 16 PDs, a league-high-tying 6 INTs and 3 FRs ... His 6 INTs were the most by a rookie in Seahawks history and he became the first defensive Seahawks rookie to earn a Pro Bowl nod since 2005

NOTES TO KNOW

- Since entering the league in 2022, his 61 passes defensed trail only **Denzel Ward** (66) for the most in the league during this span

2026 SEASON - EAGLES

-

2025 SEASON - SEAHAWKS

- Played in 16 games (seven starts), registering 41 tackles (33 solo), 12 PDs, 1 INT and 1 TFL en route to helping Seattle win Super Bowl LX ... Helped Seattle bolster one of the NFL's top defenses and record a league-leading 107 passes defended (including playoffs)

2026 GAME-BY-GAME STATISTICS (PHI)												
Date	**Opp**		**GP/S**	**Tot**	**Solo**	**Sk**	**Int**	**PD**	**FF**	**FR**	**Snaps**	**Pct**
Sep 13	Was	W	1/1	1	1	0.0	0	0	0	0	70	100%
Sep 20	at Ten	W	1/1	3	3	0.0	0	1	0	0	51	96%
Sep 28	at Chi	L	1/1	5	3	0.0	0	0	0	0	71	99%
Oct 4	LAR	L	1/1	7	6	0.0	0	1	0	0	84	100%
Oct 11	at Jax	L	1/1	6	3	0.0	0	1	0	0	72	100%
Oct 18	Car	L	1/1	2	2	0.0	0	1	1	0	77	97%
Oct 26	Dal	L	1/1	3	2	0.0	0	2	0	0	67	99%
Nov 1	at Was	L	1/1	3	3	0.0	0	0	0	0	58	97%
Nov 8	NYG	L	1/1	4	4	0.0	0	2	0	0	65	97%
Nov 22	Pit	W	1/1	1	1	0.0	0	0	0	0	44	62%
Nov 26	at Dal											
Dec 6	at Ari											
Dec 13	Ind											
Dec 19	Sea											
Dec 24	Hou											
Jan 3	at SF											
TBD	at NYG											
Totals			**10/10**	**35**	**28**	**0.0**	**0**	**8**	**1**	**0**	**659**	**95%**



COLLEGE HIGHLIGHTS

- Attended Texas-San Antonio (2018-21), where he began his career at WR, playing in 20 games before making the switch to CB late in the 2019 season ... Appeared in 41 contests (22 starts), totaling 62 tackles, 9 PDs and 2 INTs while posting 263 yards on 24 catches (10.9 avg.) with 1 TD ... Earned honorable mention All-C-USA honors as a senior in 2021, helping the Roadrunners win the 2021 C-USA Championship Game

TRANSACTIONS

- **2022**- Drafted by SEA in 5th round (153rd overall) ... **3/11/26** - Agreed to terms with PHI on 1-year contract



BYRON YOUNG

DEFENSIVE TACKLE | 94

Height: 6-3 **Weight:** 292 **DOB:** Nov. 10, 2000 (Age 25)
NFL Experience: 4th Year *(3rd with Eagles)* **Draft:** D3a-23 (70th overall) by LV **Acquired:** W-LV-24
College: Alabama **Hometown (HS):** Laurel, MS (West Jones)

SUPER BOWL CHAMPION: 2024 (LIX)

CAREER STATISTICS

			TACKLES				PASS RUSH			INTERCEPTIONS					FUMBLES		DEF SNAPS	
Year	Team	GP/S	Total	Solo	Asst	TFL	Sacks	QBH	QBP	Int	Yds	Lg	TD	PD	FF	FR	No	Pct
2023	Las Vegas	6/0	4	4	0	0	0.0	0	0	0	0	--	0	0	0	0	99	9%
2024	Philadelphia	0/0	0	0	0	0	0.0	0	0	0	0	--	0	0	0	0	0	0%
2025	Philadelphia	17/1	37	13	24	3	2.5	4	10	0	0	--	0	0	0	1	338	30%
2026	Philadelphia	10/1	19	5	10	2	2.0	2	4	0	0	--	0	0	0	0	189	27%
Totals		**32/2**	**60**	**22**	**34**	**5**	**4.5**	**6**	**14**	**0**	**0**	**--**	**0**	**0**	**0**	**1**	**---**	**---**
PLAYOFFS																		
2025	Philadelphia	1/0	1	0	1	0	0.0	0	1	0	0	--	0	0	0	0	12	20%
Totals		**1/0**	**1**	**0**	**1**	**0**	**0.0**	**0**	**1**	**0**	**0**	**--**	**0**	**0**	**0**	**0**	**12**	**20%**

CAREER HIGHS

Tackles	8	12/8/25 at LAC
Sacks	2.0	11/22/26 vs. Pit.
INTs	--	--
PDs	--	--
FFs	--	--
FRs	1	12/8/25 at LAC



BIRDSEED

- Attended West Jones (MS) High School, where he was the No. 7 ranked player in the state by *ESPN* ... Was named to the 2018 Clarion Ledger Dandy Dozen, one of the highest honors in the Mississippi HS football

CAREER HIGHLIGHTS

- A member of Philadelphia's **Super Bowl LIX**-winning roster in 2024
- Selected by Las Vegas in the 3rd round (70th overall) of the 2023 NFL Draft ... Spent the 2023 season with the Raiders, seeing action in six contests and recording four tackles

2026 SEASON - EAGLES

- Registered 4 tackles and a career-high 2 sacks in 22 defensive snaps in the 19-16 win vs. Pittsburgh (11/22/26)

2025 SEASON - EAGLES

- Saw action in 17 contests (one start) recording 37 tackles, 3 TFLs, 2.5 sacks and 1 FR
- Recorded 8 tackles, 4 pressures, a career-high 1.5 sacks and recovered a Chargers QB **Justin Herbert** fumble that was forced by **Nakobe Dean** in the contest at L.A. Chargers (12/8/25)

COLLEGE HIGHLIGHTS

- Played collegiately at Alabama (2019-22), appearing in 54 games (26 starts), registering 139 tackles, 22.5 TFLs, 8.0 sacks, 3 PDs, 1 FF and 1 FR ... Helped the Tide win the CFP Championship in 2020
- Earned first-team All-SEC from the *Associated Press* and second-team All-American honors from the *American Football Coaches Association* in 2022 ... Registered 48 tackles, 5.5 TFLs, 4.0 sacks and 1 FF while starting all 13 contests

TRANSACTIONS

- **2022** - Drafted by LV in 3rd round (70th overall) ... **8/28/24** - Waived by LV ... **8/29/24** - Signed by PHI to active roster ... **10/26/24** - Placed on Reserve/Injured (hamstring)

2026 GAME-BY-GAME STATISTICS (PHI)												
Date	**Opp**		**GP/S**	**Tot**	**Solo**	**Sk**	**Int**	**PD**	**FF**	**FR**	**Snaps**	**Pct**
Sep 13	Was	W	1/0	1	0	0.0	0	0	0	0	6	9%
Sep 20	at Ten	W	1/0	0	0	0.0	0	0	0	0	13	25%
Sep 28	at Chi	L	1/0	3	1	0.0	0	0	0	0	28	39%
Oct 4	LAR	L	1/0	0	0	0.0	0	0	0	0	13	15%
Oct 11	at Jax	L	1/0	1	0	0.0	0	0	0	0	18	25%
Oct 18	Car	L	1/0	5	3	0.0	0	0	0	0	32	41%
Oct 26	Dal	L	1/0	4	1	0.0	0	0	0	0	26	38%
Nov 1	at Was	L	1/0	1	0	0.0	0	0	0	0	15	25%
Nov 8	NYG	L	1/0	0	0	0.0	0	0	0	0	16	24%
Nov 22	Pit	W	1/1	4	3	2.0	0	0	0	0	22	31%
Nov 26	at Dal											
Dec 6	at Ari											
Dec 13	Ind											
Dec 19	Sea											
Dec 24	Hou											
Jan 3	at SF											
TBD	at NYG											
Totals			**9/1**	**19**	**8**	**2.0**	**0**	**0**	**0**	**0**	**189**	**27%**





ROSTER BREAKDOWN

FRONT OFFICE & COACHING STAFF

PLAYER BIOS

ROSTER BREAKDOWN

2025 EAGLES STATISTICS

RECORD BOOK

NFL STATISTICS

OFF THE FIELD

Compiled by the Eagles Communications department:

as of November 23, 2026

Rookie

OFFENSE						
WR	6	DeVonta Smith				
LT	68	Jordan Mailata	67	John Ojukwu		
LG	69	Landon Dickerson	61	Willie Lampkin		
C	66	Drew Kendall	75	Jake Majors		
RG	56	Tyler Steen	76	Micah Morris		
RT	72	Markel Bell	74	Ajani Cornelius		
TE	88	Dallas Goedert	86	Zach Ertz	83	Johnny Mundt
			87	Eli Stowers	81	Grant Calcaterra
WR	9	Makai Lemon	19	Elijah Moore	85	Britain Covey
WR	80	Darius Cooper				
RB	26	Saquon Barkley	28	Will Shipley	30	Jaydon Blue
QB	14	Joe Milton	16	Tanner McKee	18	Cole Payton

DEFENSE						
EDGE	58 Jalyx Hunt / 52 Jonathan Greenard		17	Arnold Ebiketie		
DT	98	Jalen Carter	94	Byron Young		
DT	97	Moro Ojomo	95	Ty Robinson		
EDGE	3 Nolan Smith / 52 Jonathan Greenard		57	A.J. Epenesa		
LB	54	Jeremiah Trotter Jr.	42	Smael Mondon		
LB	11	Jihaad Campbell				
CB	2	Riq Woolen	31	Jonathan Jones		
CB	27	Quinyon Mitchell	7	Kelee Ringo		
NCB	33	Cooper DeJean	22	Mac McWilliams		
S	35	Michael Carter	29	Marcus Epps		
S	24	Andrew Mukuba	23	Kenny Moore		

SPECIAL TEAMS						
P	10	Braden Mann				
K	4	Jake Elliott				
H	10	Braden Mann				
LS	41	Rocco Underwood				
PR	85	Britain Covey	33	Cooper DeJean	9	Makai Lemon
KR	28	Will Shipley	30	Jaydon Blue	85	Britain Covey

PRONUNCIATION GUIDE			
Kiran Amegadjie (PS)	kuh-RON AH-muh-GAH-jee	Jalyx Hunt	JAY-lix
Evan Beerntsen (PS)	BARE-ent-sin	Jordan Mailata	my-LOT-uh
Uar Bernard (PS-IR)	OO-ar	Smael Mondon	SMILE
Jihaad Campbell	JUH-haad	Andrew Mukuba	muh-KOO-bah
Ajani Cornelius	ah-JAH-nee	Moro Ojomo	MORE-oh oh-JOE-moe
Britain Covey	CUHV-ee	John Ojukwu	oh-JOO-koo
Arnold Ebiketie	eb-uh-KAY-tee	Mason Reiger (PS)	RYE-ger
A.J. Epenesa	ep-uh-NESS-uh	Kelee Ringo	KEE-lee
Erik Ezukanma (PS)	ez-oo-KAH-muh	Eli Stowers (IR)	*rhymes with hours*
Leki Fotu (PS)	LECK-ee FOH-too	Joshua Weru (PS)	WARE-oo
Dallas Goedert	GOD-ert	Cole Wisniewski (PS)	wiz-NESS-kee
Jonathan Greenard	gruh-NARD	Riq Woolen	REEK

#	NAME	POS	HT	WT	DOB	AGE	EXP	COLLEGE	HOMETOWN	HOW ACQ
26	Barkley, Saquon	RB	6-0	232	2/9/97	29	9	Penn State	Coplay, PA	FA-NYG-24
72	Bell, Markel	T	6-9	346	7/19/04	22	R	Miami (FL)	Cleveland, MS	D3-26
30	Blue, Jaydon	RB	5-9	198	1/8/04	22	2	Texas	Houston, TX	FA-26
81	Calcaterra, Grant	TE	6-4	240	12/4/98	27	5	Southern Methodist	Rancho Santa Margarita, CA	D6b-22
11	Campbell, Jihaad	LB	6-3	235	2/24/04	22	2	Alabama	Erial, NJ	D1-25
98	Carter, Jalen	DT	6-3	314	4/4/01	25	4	Georgia	Apopka, FL	D1a-23
35	Carter, Michael	DB	5-10	184	3/8/99	27	6	Duke	Douglasville, GA	T-NYJ-25
80	Cooper, Darius	WR	5-11	210	11/22/01	25	2	Tarleton State	St. Louis, MO	UDFA-25
74	Cornelius, Ajani	T	6-5	318	5/21/02	24	2	Oregon	White Plains, NY	W-Dal-26
85	Covey, Britain	WR	5-8	173	3/18/97	29	5	Utah	Provo, UT	FA-25
33	DeJean, Cooper	DB	6-0	198	2/9/03	23	3	Iowa	Odebolt, IA	D2-24
69	Dickerson, Landon	G	6-6	332	9/30/98	28	6	Alabama	Hudson, NC	D2-21
17	Ebiketie, Arnold	OLB	6-2	250	1/24/99	27	5	Penn State	Silver Spring, MD	FA-Atl-26
4	Elliott, Jake	K	5-9	167	1/21/95	31	10	Memphis	La Grange, IL	PS-Cin-17
29	Epps, Marcus	S	6-0	191	1/27/96	30	8	Wyoming	Los Angeles, CA	FA-25
57	Epenesa, A.J.	OLB	6-6	260	9/15/98	28	7	Iowa	Edwardsville, IL	FA-Buf-26
86	Ertz, Zach	TE	6-5	250	11/10/90	36	14	Stanford	Danville, CA	FA-Was-26
88	Goedert, Dallas	TE	6-5	256	1/3/95	31	9	South Dakota State	Britton, SD	D2-18
52	Greenard, Jonathan	OLB	6-3	259	5/25/97	29	7	Florida	Hiram, GA	T-Min-26
58	Hunt, Jalyx	OLB	6-3	252	3/13/01	25	3	Houston Christian	DeBary, FL	D3-24
31	Jones, Jonathan	CB	5-9	185	9/23/93	33	11	Auburn	Carrollton, GA	FA-Was-26
66	Kendall, Drew	C/G	6-4	308	11/27/01	25	2	Boston College	Norwell, MA	D5c-25
61	Lampkin, Willie	C/G	5-11	290	1/22/02	24	2	North Carolina	Lakeland, FL	W-LAR-25
9	Lemon, Makai	WR	5-11	192	6/2/04	22	R	USC	Los Alamitos, CA	D1-26
68	Mailata, Jordan	T	6-8	365	3/31/97	29	9	---	Sydney, Australia	D7-18
75	Majors, Jake	C/G	6-3	315	1/17/02	24	1	Texas	Prosper, TX	FA-25
10	Mann, Braden	P	5-11	198	11/24/97	29	7	Texas A&M	Cypress, TX	FA-23
16	McKee, Tanner	QB	6-6	231	4/27/00	26	4	Stanford	Corona, CA	D6-23
22	McWilliams, Mac	CB	5-10	191	11/29/01	25	2	Central Florida	Pensacola, FL	D5a-25
14	Milton, Joe	QB	6-5	236	3/6/00	26	3	Tennessee	Orlando, FL	PS-Dal-26
27	Mitchell, Quinyon	CB	6-0	193	7/18/01	25	3	Toledo	Williston, FL	D1-24
42	Mondon, Smael	LB	6-2	224	2/13/03	23	2	Georgia	Dallas, GA	D5b-25
19	Moore, Elijah	WR	5-9	178	3/27/00	26	6	Mississippi	Fort Lauderdale, FL	FA-26
23	Moore, Kenny	DB	5-9	190	8/23/95	31	10	Valdosta State	Valdosta, GA	FA-26
76	Morris, Micah	G	6-5	334	8/25/03	23	R	Georgia	Kingsland, GA	D6-26
24	Mukuba, Andrew	S	5-11	186	12/7/02	23	2	Texas	Austin, TX	D2-25
83	Mundt, Johnny	TE	6-4	243	11/23/94	32	9	Oregon	Modesto, CA	FA-26
97	Ojomo, Moro	DT	6-3	292	8/15/01	25	4	Texas	Katy, TX	D7-23
67	Ojukwu, John	T	6-5	309	1/9/99	27	2	Boise State	Boise, ID	FA-26
18	Payton, Cole	QB	6-3	232	10/26/02	24	R	North Dakota State	Omaha, NE	D5-26
7	Ringo, Kelee	CB	6-2	207	6/27/02	24	4	Georgia	Tacoma, WA	D4-23
95	Robinson, Ty	DT	6-5	288	5/3/01	25	2	Nebraska	Gilbert, AZ	D4-25
28	Shipley, Will	RB	5-11	209	8/29/02	24	3	Clemson	Weddington, NC	D4-24
6	Smith, DeVonta	WR	6-0	170	11/14/98	28	6	Alabama	Amite, LA	D1-21
3	Smith, Nolan	OLB	6-2	238	1/18/01	25	4	Georgia	Savannah, GA	D1b-23
56	Steen, Tyler	G	6-6	321	6/24/00	26	4	Alabama	Miami, FL	D3a-23
87	Stowers, Eli	TE	6-4	239	4/15/03	23	R	Vanderbilt	Denton, TX	D2-26
54	Trotter Jr., Jeremiah	LB	6-0	225	12/24/02	23	3	Clemson	Hainesport, NJ	D5b-24
41	Underwood, Rocco	LS	6-3	231	8/14/02	24	R	Florida	Lake Mary, FL	UDFA-26
2	Woolen, Riq	CB	6-4	210	5/2/99	27	5	Texas-San Antonio	Fort Worth, TX	FA-Sea-26
94	Young, Byron	DT	6-3	292	11/10/00	26	4	Alabama	Laurel, MS	W-LV-24
--	---	---	---	---	---	--	--	---	---	---

PRACTICE SQUAD

73	Amegadjie, Kiran	G	6-5	326	2/1/02	24	3	Yale	Hinsdale, IL	FA-26
64	Beerntsen, Evan	G	6-3	302	9/19/00	26	R	Northwestern	Appleton, WI	FA-26
21	Braswell, Christian	CB	5-11	185	9/27/99	27	3	Rutgers	Washington, D.C.	FA-26
59	Campbell, Chance	LB	6-2	232	10/8/99	27	4	Mississippi	Ellicott City, MD	FA-Ten-25
82	Ezukanma, Erik	WR	6-2	210	1/25/00	26	2	Texas Tech	Fort Worth, TX	FA-26
77	Fotu, Leki	DT	6-5	330	8/23/98	28	7	Utah	Herriman, UT	FA-26
96	Hall, Gabe	DT	6-6	295	1/12/01	25	1	Baylor	Waller, TX	UDFA-24
50	James-Newby, Keyshawn	OLB	6-1	240	8/8/02	24	R	New Mexico	Helena, MT	D7c-26
49	Mitchell, Elijah	RB	5-10	220	5/2/98	28	6	Louisiana	Erath, LA	FA-26
79	Neal, Evan	G	6-7	340	9/19/00	26	5	Alabama	Okeechobee, FL	FA-26
45	Orji, Anfernee	LB	6-2	230	10/6/00	26	3	Vanderbilt	Rockwall, TX	FA-26
43	Reiger, Mason	OLB	6-4	258	8/19/02	24	R	Wisconsin	Hoffman Estates, IL	FA-26
47	Rucci, Hayden	TE	6-5	247	1/27/01	25	1	Wisconsin	Lititz, PA	FA-26
84	Skinner, Quentin	WR	6-5	195	12/24/01	24	2	Kansas	Claremore, OK	FA-26
46	Weru, Joshua	OLB	6-4	244	10/3/03	23	R	---	Nairobi, Kenya	UDFA-26
78	Wilson, Zion	DT	6-3	316	5/14/03	23	R	East Carolina	Jacksonville, NC	UDFA-26
38	Wisniewski, Cole	S	6-3	219	3/9/02	24	R	Texas Tech	Sparta, WI	D7a-26

RESERVE/INJURED

53	Baun, Zack	LB	6-3	225	12/30/96	29	7	Wisconsin	Brown Deer, WI	FA-NO-24
93	Bernard, Uar (PS)	DT	6-4	306	10/10/04	22	R	---	Abuja, Nigeria	D7b-26
8	Bigsby, Tank	RB	5-11	215	8/30/02	24	4	Auburn	LaGrange, GA	T-Jax-25
1	Hurts, Jalen	QB	6-1	223	8/7/98	28	7	Oklahoma	Channelview, TX	D2-20
32	Sam, Andre'	S	5-10	194	2/9/99	27	1	LSU	Iowa, LA	UDFA-24
13	Wicks, Dontayvion	WR	6-1	206	6/16/01	25	4	Virginia	Plaquemine, LA	T-GB-26
89	Wilson, Johnny	WR	6-6	228	4/3/01	25	3	Florida State	Pacoima, CA	D6a-24

RESERVE/NON-FOOTBALL INJURY

37	Large, Tucker	DB	5-11	185	8/23/01	25	R	Washington State	Sioux Falls, SD	UDFA-26

#	NAME	POS	HT	WT	DOB	AGE	EXP	COLLEGE	HOMETOWN	HOW ACQ
2	Riq Woolen	CB	6-4	210	5/2/99	27	5	Texas-San Antonio	Fort Worth, TX	FA-Sea-26
3	Nolan Smith	OLB	6-2	238	1/18/01	25	4	Georgia	Savannah, GA	D1b-23
4	Jake Elliott	K	5-9	167	1/21/95	31	10	Memphis	La Grange, IL	PS-Cin-17
6	DeVonta Smith	WR	6-0	170	11/14/98	28	6	Alabama	Amite, LA	D1-21
7	Kelee Ringo	CB	6-2	207	6/27/02	24	4	Georgia	Tacoma, WA	D4-23
9	Makai Lemon	WR	5-11	192	6/2/04	22	R	USC	Los Alamitos, CA	D1-26
10	Braden Mann	P	5-11	198	11/24/97	29	7	Texas A&M	Cypress, TX	FA-23
11	Jihaad Campbell	LB	6-3	235	2/24/04	22	2	Alabama	Erial, NJ	D1-25
14	Joe Milton	QB	6-5	236	3/6/00	26	3	Tennessee	Orlando, FL	PS-Dal-26
16	Tanner McKee	QB	6-6	231	4/27/00	26	4	Stanford	Corona, CA	D6-23
17	Arnold Ebiketie	OLB	6-2	250	1/24/99	27	5	Penn State	Silver Spring, MD	FA-Atl-26
18	Cole Payton	QB	6-3	232	10/26/02	24	R	North Dakota State	Omaha, NE	D5-26
19	Elijah Moore	WR	5-9	178	3/27/00	26	6	Mississippi	Fort Lauderdale, FL	FA-26
22	Mac McWilliams	CB	5-10	191	11/29/01	25	2	Central Florida	Pensacola, FL	D5a-25
23	Kenny Moore	DB	5-9	190	8/23/95	31	10	Valdosta State	Valdosta, GA	FA-26
24	Andrew Mukuba	S	5-11	186	12/7/02	23	2	Texas	Austin, TX	D2-25
26	Saquon Barkley	RB	6-0	232	2/9/97	29	9	Penn State	Coplay, PA	FA-NYG-24
27	Quinyon Mitchell	CB	6-0	193	7/18/01	25	3	Toledo	Williston, FL	D1-24
28	Will Shipley	RB	5-11	209	8/29/02	24	3	Clemson	Weddington, NC	D4-24
29	Marcus Epps	S	6-0	191	1/27/96	30	8	Wyoming	Los Angeles, CA	FA-25
30	Jaydon Blue	RB	5-9	198	1/8/04	22	2	Texas	Houston, TX	FA-26
31	Jonathan Jones	CB	5-9	185	9/23/93	33	11	Auburn	Carrollton, GA	FA-Was-26
33	Cooper DeJean	DB	6-0	198	2/9/03	23	3	Iowa	Odebolt, IA	D2-24
35	Michael Carter	DB	5-10	184	3/8/99	27	6	Duke	Douglasville, GA	T-NYJ-25
41	Rocco Underwood	LS	6-3	231	8/14/02	24	R	Florida	Lake Mary, FL	UDFA-26
42	Smael Mondon	LB	6-2	224	2/13/03	23	2	Georgia	Dallas, GA	D5b-25
52	Jonathan Greenard	OLB	6-3	259	5/25/97	29	7	Florida	Hiram, GA	T-Min-26
54	Jeremiah Trotter Jr.	LB	6-0	225	12/24/02	23	3	Clemson	Hainesport, NJ	D5b-24
56	Tyler Steen	G	6-6	321	6/24/00	26	4	Alabama	Miami, FL	D3a-23
57	A.J. Epenesa	OLB	6-6	260	9/15/98	28	7	Iowa	Edwardsville, IL	FA-Buf-26
58	Jalyx Hunt	OLB	6-3	252	3/13/01	25	3	Houston Christian	DeBary, FL	D3-24
61	Willie Lampkin	C/G	5-11	290	1/22/02	24	2	North Carolina	Lakeland, FL	W-LAR-25
66	Drew Kendall	C/G	6-4	308	11/27/01	25	2	Boston College	Norwell, MA	D5c-25
67	John Ojukwu	T	6-5	309	1/9/99	27	2	Boise State	Boise, ID	FA-26
68	Jordan Mailata	T	6-8	365	3/31/97	29	9	---	Sydney, Australia	D7-18
69	Landon Dickerson	G	6-6	332	9/30/98	28	6	Alabama	Hudson, NC	D2-21
72	Markel Bell	T	6-9	346	7/19/04	22	R	Miami (FL)	Cleveland, MS	D3-26
74	Ajani Cornelius	T	6-5	318	5/21/02	24	2	Oregon	White Plains, NY	W-Dal-26
75	Jake Majors	C/G	6-3	315	1/17/02	24	1	Texas	Prosper, TX	FA-25
76	Micah Morris	G	6-5	334	8/25/03	23	R	Georgia	Kingsland, GA	D6-26
80	Darius Cooper	WR	5-11	210	11/22/01	25	2	Tarleton State	St. Louis, MO	UDFA-25
81	Grant Calcaterra	TE	6-4	240	12/4/98	27	5	Southern Methodist	Rancho Santa Margarita, CA	D6b-22
83	Johnny Mundt	TE	6-4	243	11/23/94	32	9	Oregon	Modesto, CA	FA-26
85	Britain Covey	WR	5-8	173	3/18/97	29	5	Utah	Provo, UT	FA-25
86	Zach Ertz	TE	6-5	250	11/10/90	36	14	Stanford	Danville, CA	FA-Was-26
87	Eli Stowers	TE	6-4	239	4/15/03	23	R	Vanderbilt	Denton, TX	D2-26
88	Dallas Goedert	TE	6-5	256	1/3/95	31	9	South Dakota State	Britton, SD	D2-18
94	Byron Young	DT	6-3	292	11/10/00	26	4	Alabama	Laurel, MS	W-LV-24
95	Ty Robinson	DT	6-5	288	5/3/01	25	2	Nebraska	Gilbert, AZ	D4-25
97	Moro Ojomo	DT	6-3	292	8/15/01	25	4	Texas	Katy, TX	D7-23
98	Jalen Carter	DT	6-3	314	4/4/01	25	4	Georgia	Apopka, FL	D1a-23
--	---	---	---	---	---	--	--	---	---	---
	PRACTICE SQUAD									
21	Christian Braswell	CB	5-11	185	9/27/99	27	3	Rutgers	Washington, D.C.	FA-26
38	Cole Wisniewski	S	6-3	219	3/9/02	24	R	Texas Tech	Sparta, WI	D7a-26
43	Mason Reiger	OLB	6-4	258	8/19/02	24	R	Wisconsin	Hoffman Estates, IL	FA-26
45	Anfernee Orji	LB	6-2	230	10/6/00	26	3	Vanderbilt	Rockwall, TX	FA-26
46	Joshua Weru	OLB	6-4	244	10/3/03	23	R	---	Nairobi, Kenya	UDFA-26
47	Hayden Rucci	TE	6-5	247	1/27/01	25	1	Wisconsin	Lititz, PA	FA-26
49	Elijah Mitchell	RB	5-10	220	5/2/98	28	6	Louisiana	Erath, LA	FA-26
50	Keyshawn James-Newby	OLB	6-1	240	8/8/02	24	R	New Mexico	Helena, MT	D7c-26
59	Chance Campbell	LB	6-2	232	10/8/99	27	4	Mississippi	Ellicott City, MD	FA-Ten-25
64	Evan Beerntsen	G	6-3	302	9/19/00	26	R	Northwestern	Appleton, WI	FA-26
73	Kiran Amegadjie	G	6-5	326	2/1/02	24	3	Yale	Hinsdale, IL	FA-26
77	Leki Fotu	DT	6-5	330	8/23/98	28	7	Utah	Herriman, UT	FA-26
78	Zion Wilson	DT	6-3	316	5/14/03	23	R	East Carolina	Jacksonville, NC	UDFA-26
79	Evan Neal	G	6-7	340	9/19/00	26	5	Alabama	Okeechobee, FL	FA-26
82	Erik Ezukanma	WR	6-2	210	1/25/00	26	2	Texas Tech	Fort Worth, TX	FA-26
84	Quentin Skinner	WR	6-5	195	12/24/01	24	2	Kansas	Claremore, OK	FA-26
96	Gabe Hall	DT	6-6	295	1/12/01	25	1	Baylor	Waller, TX	UDFA-24
	RESERVE/INJURED									
1	Jalen Hurts	QB	6-1	223	8/7/98	28	7	Oklahoma	Channelview, TX	D2-20
8	Tank Bigsby	RB	5-11	215	8/30/02	24	4	Auburn	LaGrange, GA	T-Jax-25
13	Dontayvion Wicks	WR	6-1	206	6/16/01	25	4	Virginia	Plaquemine, LA	T-GB-26
32	Andre' Sam	S	5-10	194	2/9/99	27	1	LSU	Iowa, LA	UDFA-24
53	Zack Baun	LB	6-3	225	12/30/96	29	7	Wisconsin	Brown Deer, WI	FA-NO-24
89	Johnny Wilson	WR	6-6	228	4/3/01	25	3	Florida State	Pacoima, CA	D6a-24
93	Uar Bernard (PS)	DT	6-4	306	10/10/04	22	R	---	Abuja, Nigeria	D7b-26
	RESERVE/NON-FOOTBALL INJURY									
37	Tucker Large	DB	5-11	185	8/23/01	25	R	Washington State	Sioux Falls, SD	UDFA-26

	#	NAME	POS	HT	WT	DOB	AGE	EXP	COLLEGE	HOMETOWN	HOW ACQ
QB	1	Jalen Hurts (IR)	QB	6-1	223	8/7/98	28	7	Oklahoma	Channelview, TX	D2-20
	14	Joe Milton	QB	6-5	236	3/6/00	26	3	Tennessee	Orlando, FL	PS-Dal-26
	16	Tanner McKee	QB	6-6	231	4/27/00	26	4	Stanford	Corona, CA	D6-23
	18	Cole Payton	QB	6-3	232	10/26/02	24	R	North Dakota State	Omaha, NE	D5-26
RB	8	Tank Bigsby (IR)	RB	5-11	215	8/30/02	24	4	Auburn	LaGrange, GA	T-Jax-25
	26	Saquon Barkley	RB	6-0	232	2/9/97	29	9	Penn State	Coplay, PA	FA-NYG-24
	28	Will Shipley	RB	5-11	209	8/29/02	24	3	Clemson	Weddington, NC	D4-24
	30	Jaydon Blue	RB	5-9	198	1/8/04	22	2	Texas	Houston, TX	FA-26
	49	Elijah Mitchell (PS)	RB	5-10	220	5/2/98	28	6	Louisiana	Erath, LA	FA-26
WR	6	DeVonta Smith	WR	6-0	170	11/14/98	28	6	Alabama	Amite, LA	D1-21
	9	Makai Lemon	WR	5-11	192	6/2/04	22	R	USC	Los Alamitos, CA	D1-26
	13	Dontayvion Wicks (IR)	WR	6-1	206	6/16/01	25	4	Virginia	Plaquemine, LA	T-GB-26
	19	Elijah Moore	WR	5-9	178	3/27/00	26	6	Mississippi	Fort Lauderdale, FL	FA-26
	80	Darius Cooper	WR	5-11	210	11/22/01	25	2	Tarleton State	St. Louis, MO	UDFA-25
	82	Erik Ezukanma (PS)	WR	6-2	210	1/25/00	26	2	Texas Tech	Fort Worth, TX	FA-26
	84	Quentin Skinner (PS)	WR	6-5	195	12/24/01	24	2	Kansas	Claremore, OK	FA-26
	85	Britain Covey	WR	5-8	173	3/18/97	29	5	Utah	Provo, UT	FA-25
	89	Johnny Wilson (IR)	WR	6-6	228	4/3/01	25	3	Florida State	Pacoima, CA	D6a-24
TE	47	Hayden Rucci (PS)	TE	6-5	247	1/27/01	25	1	Wisconsin	Lititz, PA	FA-26
	81	Grant Calcaterra	TE	6-4	240	12/4/98	27	5	Southern Methodist	Rancho Santa Margarita, CA	D6b-22
	83	Johnny Mundt	TE	6-4	243	11/23/94	32	9	Oregon	Modesto, CA	FA-26
	86	Zach Ertz	TE	6-5	250	11/10/90	36	14	Stanford	Danville, CA	FA-Was-26
	87	Eli Stowers	TE	6-4	239	4/15/03	23	R	Vanderbilt	Denton, TX	D2-26
	88	Dallas Goedert	TE	6-5	256	1/3/95	31	9	South Dakota State	Britton, SD	D2-18
OL	56	Tyler Steen	G	6-6	321	6/24/00	26	4	Alabama	Miami, FL	D3a-23
	61	Willie Lampkin	C/G	5-11	290	1/22/02	24	2	North Carolina	Lakeland, FL	W-LAR-25
	64	Evan Beerntsen (PS)	G	6-3	302	9/19/00	26	R	Northwestern	Appleton, WI	FA-26
	66	Drew Kendall	C/G	6-4	308	11/27/01	25	2	Boston College	Norwell, MA	D5c-25
	67	John Ojukwu	T	6-5	309	1/9/99	27	2	Boise State	Boise, ID	FA-26
	68	Jordan Mailata	T	6-8	365	3/31/97	29	9	---	Sydney, Australia	D7-18
	69	Landon Dickerson	G	6-6	332	9/30/98	28	6	Alabama	Hudson, NC	D2-21
	72	Markel Bell	T	6-9	346	7/19/04	22	R	Miami (FL)	Cleveland, MS	D3-26
	73	Kiran Amegadjie (PS)	G	6-5	326	2/1/02	24	3	Yale	Hinsdale, IL	FA-26
	74	Ajani Cornelius	T	6-5	318	5/21/02	24	2	Oregon	White Plains, NY	W-Dal-26
	75	Jake Majors	C/G	6-3	315	1/17/02	24	1	Texas	Prosper, TX	FA-25
	76	Micah Morris	G	6-5	334	8/25/03	23	R	Georgia	Kingsland, GA	D6-26
	79	Evan Neal (PS)	G	6-7	340	9/19/00	26	5	Alabama	Okeechobee, FL	FA-26
DL	77	Leki Fotu (PS)	DT	6-5	330	8/23/98	28	7	Utah	Herriman, UT	FA-26
	78	Zion Wilson (PS)	DT	6-3	316	5/14/03	23	R	East Carolina	Jacksonville, NC	UDFA-26
	93	Uar Bernard (PS-IR)	DT	6-4	306	10/10/04	22	R	---	Abuja, Nigeria	D7b-26
	94	Byron Young	DT	6-3	292	11/10/00	26	4	Alabama	Laurel, MS	W-LV-24
	95	Ty Robinson	DT	6-5	288	5/3/01	25	2	Nebraska	Gilbert, AZ	D4-25
	96	Gabe Hall (PS)	DT	6-6	295	1/12/01	25	1	Baylor	Waller, TX	UDFA-24
	97	Moro Ojomo	DT	6-3	292	8/15/01	25	4	Texas	Katy, TX	D7-23
	98	Jalen Carter	DT	6-3	314	4/4/01	25	4	Georgia	Apopka, FL	D1a-23
EDGE	3	Nolan Smith	OLB	6-2	238	1/18/01	25	4	Georgia	Savannah, GA	D1b-23
	17	Arnold Ebiketie	OLB	6-2	250	1/24/99	27	5	Penn State	Silver Spring, MD	FA-Atl-26
	43	Mason Reiger (PS)	OLB	6-4	258	8/19/02	24	R	Wisconsin	Hoffman Estates, IL	FA-26
	46	Joshua Weru (PS)	OLB	6-4	244	10/3/03	23	R	---	Nairobi, Kenya	UDFA-26
	50	Keyshawn James-Newby (PS)	OLB	6-1	240	8/8/02	24	R	New Mexico	Helena, MT	D7c-26
	52	Jonathan Greenard	OLB	6-3	259	5/25/97	29	7	Florida	Hiram, GA	T-Min-26
	57	A.J. Epenesa	OLB	6-6	260	9/15/98	28	7	Iowa	Edwardsville, IL	FA-Buf-26
	58	Jalyx Hunt	OLB	6-3	252	3/13/01	25	3	Houston Christian	DeBary, FL	D3-24
LB	11	Jihaad Campbell	LB	6-3	235	2/24/04	22	2	Alabama	Erial, NJ	D1-25
	42	Smael Mondon	LB	6-2	224	2/13/03	23	2	Georgia	Dallas, GA	D5b-25
	45	Anfernee Orji (PS)	LB	6-2	230	10/6/00	26	3	Vanderbilt	Rockwall, TX	FA-26
	53	Zack Baun (IR)	LB	6-3	225	12/30/96	29	7	Wisconsin	Brown Deer, WI	FA-NO-24
	54	Jeremiah Trotter Jr.	LB	6-0	225	12/24/02	23	3	Clemson	Hainesport, NJ	D5b-24
	59	Chance Campbell (PS)	LB	6-2	232	10/8/99	27	4	Mississippi	Ellicott City, MD	FA-Ten-25
DB	2	Riq Woolen	CB	6-4	210	5/2/99	27	5	Texas-San Antonio	Fort Worth, TX	FA-Sea-26
	7	Kelee Ringo	CB	6-2	207	6/27/02	24	4	Georgia	Tacoma, WA	D4-23
	21	Christian Braswell (PS)	CB	5-11	185	9/27/99	27	3	Rutgers	Washington, D.C.	FA-26
	22	Mac McWilliams	CB	5-10	191	11/29/01	25	2	Central Florida	Pensacola, FL	D5a-25
	23	Kenny Moore	DB	5-9	190	8/23/95	31	10	Valdosta State	Valdosta, GA	FA-26
	24	Andrew Mukuba	S	5-11	186	12/7/02	23	2	Texas	Austin, TX	D2-25
	27	Quinyon Mitchell	CB	6-0	193	7/18/01	25	3	Toledo	Williston, FL	D1-24
	29	Marcus Epps	S	6-0	191	1/27/96	30	8	Wyoming	Los Angeles, CA	FA-25
	31	Jonathan Jones	CB	5-9	185	9/23/93	33	11	Auburn	Carrollton, GA	FA-Was-26
	32	Andre' Sam (IR)	S	5-10	194	2/9/99	27	1	LSU	Iowa, LA	UDFA-24
	33	Cooper DeJean	DB	6-0	198	2/9/03	23	3	Iowa	Odebolt, IA	D2-24
	35	Michael Carter	DB	5-10	184	3/8/99	27	6	Duke	Douglasville, GA	T-NYJ-25
	37	Tucker Large (NFI)	DB	5-11	185	8/23/01	25	R	Washington State	Sioux Falls, SD	UDFA-26
	38	Cole Wisniewski (PS)	S	6-3	219	3/9/02	24	R	Texas Tech	Sparta, WI	D7a-26
ST	4	Jake Elliott	K	5-9	167	1/21/95	31	10	Memphis	La Grange, IL	PS-Cin-17
	10	Braden Mann	P	5-11	198	11/24/97	29	7	Texas A&M	Cypress, TX	FA-23
	41	Rocco Underwood	LS	6-3	231	8/14/02	24	R	Florida	Lake Mary, FL	UDFA-26

HOW ACQUIRED

Year	Player	Acq
2017	Jake Elliott	PS-Cin
2018	Dallas Goedert	D2
	Jordan Mailata	D7
2020	Jalen Hurts (IR)	D2
2021	DeVonta Smith	D1
	Landon Dickerson	D2
2022	Grant Calcaterra	D6b
2023	Jalen Carter	D1a
	Nolan Smith	D1b
	Tyler Steen	D3a
	Kelee Ringo	D4
	Tanner McKee	D6
	Moro Ojomo	D7
	Braden Mann	FA
2024	Quinyon Mitchell	D1
	Cooper DeJean	D2
	Jalyx Hunt	D3
	Will Shipley	D4
	Jeremiah Trotter Jr.	D5b
	Johnny Wilson (IR)	D6a
	Saquon Barkley	FA-NYG
	Zack Baun (IR)	FA-NO
	Gabe Hall (PS)	UDFA
	Andre' Sam (IR)	UDFA
	Byron Young	W-LV
2025	Jihaad Campbell	D1
	Andrew Mukuba	D2
	Ty Robinson	D4
	Mac McWilliams	D5a
	Smael Mondon	D5b
	Drew Kendall	D5c
	Chance Campbell (PS)	FA-Ten
	Britain Covey	FA
	Marcus Epps	FA
	Jake Majors	FA
	Darius Cooper	UDFA
	Tank Bigsby (IR)	T-Jax
	Michael Carter	T-NYJ
	Willie Lampkin	W-LAR
2026	Makai Lemon	D1
	Eli Stowers	D2
	Markel Bell	D3
	Cole Payton	D5
	Micah Morris	D6
	Cole Wisniewski (PS)	D7a
	Uar Bernard (PS-IR)	D7b
	K. James-Newby (PS)	D7c
	Arnold Ebiketie	FA-Atl
	A.J. Epenesa	FA-Buf
	Zach Ertz	FA-Was
	Jonathan Jones	FA-Was
	Riq Woolen	FA-Sea
	Kiran Amegadjie (PS)	FA
	Evan Beerntsen (PS)	FA
	Jaydon Blue	FA
	Christian Braswell (PS)	FA
	Erik Ezukanma (PS)	FA
	Leki Fotu (PS)	FA
	Elijah Mitchell (PS)	FA
	Elijah Moore	FA
	Kenny Moore	FA
	Johnny Mundt	FA
	Evan Neal (PS)	FA
	John Ojukwu	FA
	Anfernee Orji (PS)	FA
	Mason Reiger (PS)	FA
	Hayden Rucci (PS)	FA
	Quentin Skinner (PS)	FA
	Tucker Large (NFI)	UDFA
	Rocco Underwood	UDFA
	Joshua Weru (PS)	UDFA
	Zion Wilson (PS)	UDFA
	Jonathan Greenard	T-Min
	Dontayvion Wicks (IR)	T-GB
	Ajani Cornelius	W-Dal
	Joe Milton	PS-Dal

BY DRAFT ROUND

Rd	Player	Team	Year
1st	Saquon Barkley	NYG	2018
	DeVonta Smith	Phi	2021
	Evan Neal (PS)	NYG	2022
	Jalen Carter	Phi	2023
	Nolan Smith	Phi	2023
	Quinyon Mitchell	Phi	2024
	Jihaad Campbell	Phi	2025
	Makai Lemon	Phi	2026
2nd	Zach Ertz	Phi	2013
	Dallas Goedert	Phi	2018
	A.J. Epenesa	Buf	2020
	Jalen Hurts (IR)	Phi	2020
	Landon Dickerson	Phi	2021
	Elijah Moore	NYJ	2021
	Arnold Ebiketie	Atl	2022
	Cooper DeJean	Phi	2024
	Andrew Mukuba	Phi	2025
	Eli Stowers	Phi	2026
3rd	Zack Baun (IR)	NO	2020
	Jonathan Greenard	Hou	2020
	Tank Bigsby (IR)	Jax	2023
	Tyler Steen	Phi	2023
	Byron Young	LV	2023
	Kiran Amegadjie (PS)	Chi	2024
	Jalyx Hunt	Phi	2024
	Markel Bell	Phi	2026
4th	Leki Fotu (PS)	Ari	2020
	Erik Ezukanma (PS)	Mia	2022
	Kelee Ringo	Phi	2023
	Will Shipley	Phi	2024
	Ty Robinson	Phi	2025
5th	Jake Elliott	Cin	2017
	Michael Carter	NYJ	2021
	Riq Woolen	Sea	2022
	Dontayvion Wicks (IR)	GB	2023
	Joe Milton	NE	2024
	Jeremiah Trotter Jr.	Phi	2024
	Jaydon Blue	Dal	2025
	Drew Kendall	Phi	2025
	Mac McWilliams	Phi	2025
	Smael Mondon	Phi	2025
	Cole Payton	Phi	2026
6th	Marcus Epps	Min	2019
	Braden Mann	NYJ	2020
	Elijah Mitchell (PS)	SF	2021
	Grant Calcaterra	Phi	2022
	Chance Campbell (PS)	Ten	2022
	Christian Braswell (PS)	Jax	2023
	Tanner McKee	Phi	2023
	Johnny Wilson (IR)	Phi	2024
	Ajani Cornelius	Dal	2025
	Micah Morris	Phi	2026
7th	Jordan Mailata	Phi	2018
	Moro Ojomo	Phi	2023
	Evan Beerntsen (PS)	Bal	2026
	Uar Bernard (PS-IR)	Phi	2026
	K. James-Newby (PS)	Phi	2026
	Cole Wisniewski (PS)	Phi	2026
FA	Jonathan Jones	NE	2016
	Kenny Moore	NE	2017
	Johnny Mundt	LAR	2017
	Britain Covey	Phi	2022
	John Ojukwu	Ten	2023
	Anfernee Orji (PS)	NO	2023
	Gabe Hall (PS)	Phi	2024
	Hayden Rucci (PS)	Mia	2024
	Andre' Sam (IR)	Phi	2024
	Darius Cooper	Phi	2025
	Willie Lampkin	LAR	2025
	Jake Majors	TB	2025
	Quentin Skinner (PS)	NYJ	2025
	Tucker Large (NFI)	Phi	2026
	Mason Reiger (PS)	Mia	2026
	Rocco Underwood	Phi	2026
	Joshua Weru (PS)	Phi	2026
	Zion Wilson (PS)	Phi	2026

BY EXPERIENCE

Player	Exp	G/S	w/Phi
Zach Ertz	14	185/143	127/85
Jonathan Jones	11	152/78	8/0
Jake Elliott	10	157/0	
Kenny Moore	10	139/112	7/0
Saquon Barkley	9	114/114	40/40
Dallas Goedert	9	116/98	
Jordan Mailata	9	100/95	
Johnny Mundt	9	124/30	10/6
Marcus Epps	8	102/52	74/32
Zack Baun (IR)	7	102/54	40/40
A.J. Epenesa	7	99/19	8/0
Leki Fotu (PS)	7	66/26	0/0
Jonathan Greenard	7	84/64	7/5
Jalen Hurts (IR)	7	98/87	
Braden Mann	7	102/0	59/0
Michael Carter	6	80/28	14/3
Landon Dickerson	6	83/82	
Elijah Mitchell (PS)	6	31/12	3/0
Elijah Moore	6	78/45	8/3
DeVonta Smith	6	85/83	
Grant Calcaterra	5	66/24	
Britain Covey	5	52/1	
Arnold Ebiketie	5	77/12	10/0
Evan Neal (PS)	5	29/27	0/0
Riq Woolen	5	74/63	10/10
Tank Bigsby (IR)	4	54/2	20/1
Chance Campbell (PS)	4	5/0	1/0
Jalen Carter	4	53/37	
Tanner McKee	4	9/5	
Moro Ojomo	4	52/15	
Kelee Ringo	4	61/8	
Nolan Smith	4	54/31	
Tyler Steen	4	55/30	
Dontayvion Wicks (IR)	4	52/24	6/6
Byron Young	4	33/2	27/2
Kiran Amegadjie (PS)	3	6/1	0/0
Christian Braswell (PS)	3	26/0	0/0
Cooper DeJean	3	42/35	
Jalyx Hunt	3	42/16	
Joe Milton	3	7/2	2/2
Quinyon Mitchell	3	42/42	
Anfernee Orji (PS)	3	17/2	1/0
Will Shipley	3	37/2	
Jeremiah Trotter Jr.	3	44/6	
Johnny Wilson (IR)	3	16/4	
Jaydon Blue	2	8/0	3/0
Jihaad Campbell	2	25/18	
Darius Cooper	2	23/4	
Ajani Cornelius	2	4/0	0/0
Erik Ezukanma (PS)	2	5/0	0/0
Drew Kendall	2	15/8	
Willie Lampkin	2	10/2	
Mac McWilliams	2	12/0	
Smael Mondon	2	26/0	
Andrew Mukuba	2	21/20	
John Ojukwu	2	17/9	1/0
Ty Robinson	2	21/0	
Quentin Skinner (PS)	2	1/0	0/0
Gabe Hall (PS)	1	3/0	
Jake Majors	1	2/2	
Hayden Rucci (PS)	1	10/2	0/0
Andre' Sam (IR)	1	4/0	
Evan Beerntsen (PS)	R	0/0	
Markel Bell	R	10/7	
Uar Bernard (PS-IR)	R	0/0	
K. James-Newby (PS)	R	2/0	
Tucker Large (NFI)	R	0/0	
Makai Lemon	R	10/4	
Micah Morris	R	8/0	
Cole Payton	R	1/0	
Mason Reiger (PS)	R	1/0	
Eli Stowers	R	4/0	
Rocco Underwood	R	10/0	
Cole Wisniewski (PS)	R	2/0	
Joshua Weru (PS)	R	0/0	
Zion Wilson (PS)	R	0/0	

JANUARY

- **1/12/26** - Signed LB **Chance Campbell**, CB **Tariq Castro-Fields**, WR **Danny Gray**, DT **Gabe Hall**, CB **Brandon Johnson**, C/G **Jake Majors**, T **Hollin Pierce** and WR **Quez Watkins** to reserve/future contracts
- **1/13/26** - Signed TE **E.J. Jenkins**, T **John Ojukwu** and FB **Carson Steele** to reserve/future contracts
- **1/14/26** - Signed S **Andre' Sam** to reserve/future contract
- **1/15/26** - Signed OLB **Jose Ramirez** to reserve/future contract
- **1/20/26** - Signed CB **Ambry Thomas** to reserve/future contract
- **1/22/26** - Signed TE **Jaheim Bell** to reserve/future contract

MARCH

- **3/2/26** - Signed DT **Ta'Quon Graham** to reserve/future contract
- **3/8/26** - Agreed to terms on 3-year contract extension with DT **Jordan Davis** through 2029 season
- **3/11/26** - Agreed to terms with TE **Grant Calcaterra,** TE **Johnny Mundt** and CB **Riq Woolen** on 1-year contracts
- **3/13/26** - Agreed to terms with P **Braden Mann** on 4-year contract ... Agreed to terms with OLB **Arnold Ebiketie** and CB **Jonathan Jones** on 1-year contracts
- **3/16/26** - Signed TE **Dallas Goedert** to 1-year contract
- **3/17/26** - Agreed to terms with WR **Hollywood Brown** on 1-year contract
- **3/19/26** - Agreed to terms with RB **Dameon Pierce** on 1-year contract
- **3/21/26** - Agreed to terms with S **Marcus Epps** and S **J.T. Gray** on 1-year contracts ... Agreed to acquire 2026 4th-round pick (No. 114 overall) and 2026 6th-round pick (No. 197 overall) from Atlanta in exchange for S **Sydney Brown**, 2026 4th-round pick (No. 122 overall) and 2026 6th-round pick (No. 215 overall)
- **3/23/26** - Signed TE **Stone Smartt** to 1-year contract
- **3/24/26** - Acquired QB **Andy Dalton** from Carolina in exchange for 2027 7th-round pick
- **3/25/26** - Agreed to terms with T **Fred Johnson** and WR **Elijah Moore** on 1-year contracts
- **3/30/26** - Agreed to contract with OLB **Joe Tryon-Shoyinka**
- **3/31/26** - Signed LB **Chandler Martin** to 2-year contract

APRIL

- **4/11/26** - Agreed to acquire WR **Dontayvion Wicks** from Green Bay in exchange for 2026 5th-round pick and 2027 6th-round pick ... Also agreed to terms with WR **Dontayvion Wicks** on 1-year contract extension that keeps him under contract through 2027
- **4/23/26** - Acquired 2026 1st-round pick (No. 20 overall) and 2027 7th-round pick from Dallas in exchange for 2026 1st-round pick (No. 23 overall) and two 2026 4th-round picks (No. 114 overall and No. 137 overall) ... Selected WR **Makai Lemon** with 20th-overall pick (1st round) in 2026 NFL Draft
- **4/24/26** - Selected TE **Eli Stowers** with 54th-overall pick (2nd round) in 2026 NFL Draft ... Acquired OLB **Jonathan Greenard** and 2027 7th-round pick (No. 244 overall) from Minnesota in exchange for 2026 3rd-round pick (No. 98 overall) and 2027 3rd-round pick .... Selected T **Markel Bell** with 68th-overall pick (3rd round) in 2026 NFL Draft
- **4/25/26** - Selected QB **Cole Payton** with 178th-overall pick (5th round) in 2026 NFL Draft ... Acquired 2026 6th-round pick (No. 207 overall), 2026 7th-round pick (No. 251 overall), and 2026 7th-round pick (No. 252 overall) from L.A. Rams in exchange for 2026 6th-round pick (No. 197 overall) ... Selected G **Micah Morris** with 207th-overall pick (6th round) in 2026 NFL Draft ... Selected S **Cole Wisniewski** with 244th-overall pick (7th round) in 2026 NFL Draft ... Selected DT **Uar Bernard** with 251st-overall pick (7th round) in 2026 NFL Draft ... Selected OLB **Keyshawn James-Newby** with 252nd-overall pick (7th round) in 2026 NFL Draft
- **4/27/26** - Exercised 5th-year options for 2023 1st-round draft picks DT **Jalen Carter** and OLB **Nolan Smith**
- **4/28/26** - Waived TE **Jaheim Bell**

MAY

- **5/1/26** - Signed the following draft picks to rookie contracts: DT **Uar Bernard**, OLB **Keyshawn James-Newby**, WR **Makai Lemon**, G **Micah Morris**, QB **Cole Payton** and S **Cole Wisniewski** ... Signed the following UDFAs: DB **Kapena Gushiken**, DB **Tucker Large**, LB **Deontae Lawson**, DB **Maximus Pulley**, G **Jaeden Roberts**, LS **Rocco Underwood**, OLB **Joshua Weru**, and TE **Dae'Quan Wright**
- **5/5/26** - Signed LB **Isiah King** ... Waived/injured DB **Tucker Large**
- **5/18/26** - Signed TE **Eli Stowers** to rookie contract
- **5/27/26** - Signed WR **Brandon Hayes**

JUNE

- **6/1/26** - Agreed to acquire 2028 1st-round pick and 2027 5th-round pick from New England in exchange for WR **A.J. Brown** ... Signed WR **Samori Toure** ... Released LB **Chandler Martin**
- **6/2/26** - Signed RB **Elijah Mitchell**
- **6/4/26** - Signed LB **Chandler Martin**
- **6/5/26** - Signed DT **Zion Wilson** ... Released WR **Brandon Hayes**
- **6/10/26** - Signed OLB **A.J. Epenesa** and G **Michael Jordan** ... Waived LB **Chandler Martin** and LB **Isiah King**
- **6/16/26** - Signed WR **Erik Ezukanma** and DB **Shaun Wade** ... Waived DB **Brandon Johnson** ... Placed OLB **Joe Tryon-Shoyinka** on Reserve/Retired
- **6/23/26** - Signed T **Markel Bell** to rookie contract

JULY

- **7/28/26** - Agreed to terms with DT **Jalen Carter** on 4-year contract extension through 2031 season
- **7/29/26** - Placed OLB **Jonathan Greenard** on Active/Physically Unable to Perform

AUGUST

- **8/2/26** - Waived DE **Ta'Quon Graham**
- **8/5/26** - Signed WR **Brandon Hayes**
- **8/10/26** - Signed DT **David Blay**, RB **Ja'Quinden Jackson** and OLB **Tarron Jackson** ... Placed RB **Elijah Mitchell** on Reserve/Injured ... Waived G **Jaeden Roberts** and TE **Dae'Quan Wright**
- **8/15/26** - Signed LB **Brandon George** ... Waived WR **Brandon Hayes**
- **8/17/26** - Signed CB **Isaiah Bolden** ... Released T/G **Hollin Pierce**
- **8/21/26** - Signed C **Zeke Correll** and WR **Brandon Hayes** ... Placed CB **Tariq Castro-Fields** on Reserve/Injured ... Waived/injured WR **Johnny Wilson**
- **8/24/26** - Signed DB **Jaylen Mahoney** and RB **Jordan Mims** ... Released S **J.T. Gray** ... Waived/injured RB **Ja'Quinden Jackson**
- **8/27/26** - Signed WR **Tahj Washington** ... Waived WR **Brandon Hayes**
- **8/30/26** - Placed CB **Jakorian Bennett** and TE **Grant Calcaterra** on Reserve/Injured (Designated for Return) ... Released the following players: LB **Chance Campbell**, WR **Britain Covey**. WR **Danny Gray**, OLB **Tarron Jackson**, G **Michael Jordan**, RB **Dameon Pierce**, TE **Stone Smartt**, CB **Ambry Thomas**, CB **Shaun Wade**, and WR **Quez Watkins** ... Waived the following players: DT **Uar Bernard**, DT **David Blay**, CB **Isaiah Bolden**, C **Zeke Correll**, WR **Erik Ezukanma**, LB **Brandon George**, DB **Kapena Gushiken**, DT **Gabe Hall**, T/G **Myles Hinton**, OLB **Keyshawn James-Newby**, TE **Cameron Latu**, LB **Deontae Lawson**. DB **Jaylen Mahoney**, C/G **Jake Majors**, RB **Jordan Mims**, T **John Ojukwu**, S **Maximus Pulley**, OLB **Jose Ramirez**. S **Andre' Sam** (injured), RB **Carson Steele**, WR **Samari Toure**, WR **Tahj Washington**, OLB **Joshua Weru**, T **Cameron Williams**, DT **Zion Wilson**, and S **Cole Wisniewski**
- **8/31/26** - Signed the following players to the practice squad: DT **Uar Bernard**, LB **Chance Campbell**, WR **Britain Covey**, DT **Gabe Hall**, OLB **Keyshawn James-Newby**, C/G **Jake Majors**, T **John Ojukwu**, RB **Dameon**

Pierce, S **Maximus Pulley**, OLB **Mason Reiger**, RB **Carson Steele**, OLB **Joshua Weru**, and S **Cole Wisniewski**

SEPTEMBER

- **9/1/26** - Signed G **Kiran Amegadjie**, RB **Jaydon Blue**, CB **Robert Longerbeam**, and WR **Danny Gray** to practice squad
- **9/11/26** - Signed WR **Xavier Gipson** to practice squad ... Placed WR **Danny Gray** on Practice Squad Injured Reserve
- **9/12/26** - Elevated WR **Britain Covey** from practice squad for Week 1 vs. Washington ... Placed TE **Eli Stowers** on Reserve/Injured
- **9/15/26** - Signed WR **Britain Covey** to active roster from practice squad ... Signed TE **Josiah Deguara** to practice squad ... Placed G **Landon Dickerson** on Reserve/Injured
- **9/19/26** - Elevated S **Maximus Pulley** from practice squad for Week 2 at Tennessee
- **9/22/26** - Signed TE **Zach Ertz** ... Released DT **Gabe Hall** from practice squad
- **9/23/26** - Signed DB **Kenny Moore** to practice squad
- **9/24/26** - Signed CB **Shaun Wade** to practice squad
- **9/28/26** - Elevated LB **Chance Campbell** and TE **Zach Ertz** from practice squad for Week 3 at Chicago
- **9/29/26** - Signed DB **Kenny Moore** to active roster
- **9/30/26** - Signed DT **Gabe Hall** to practice squad

OCTOBER

- **10/1/26** - Signed LB **Anfernee Orji** to practice squad ... Placed LB **Chance Campbell** on Practice Squad Injured Reserve
- **10/3/26** - Elevated TE **Josiah Deguara** and TE **Zach Ertz** from practice squad for Week 4 vs. L.A. Rams
- **10/6/26** - Placed RB **Tank Bigsby** on Reserve/Injured ... Released LB **Anfernee Orji** from practice squad
- **10/7/26** - Signed RB **Dameon Pierce** to active roster ... Signed OL **James Brockermeyer** and WR **Erik Ezukanma** to practice squad ... Agreed to trade C **Cam Jurgens** and 2027 7th-round pick to Baltimore in exchange for 2027 5th-round pick and 2028 2nd-round pick
- **10/9/26** - Signed C **Jake Majors** and RB **Carson Steele** to active roster from practice squad ... Released QB **Andy Dalton** ... Placed DT **Uar Bernard** on Practice Squad Injured Reserve
- **10/10/26** - Elevated TE **Zach Ertz** and T **John Ojukwu** from practice squad for Week 5 at Jacksonville Jaguars
- **10/13/26** - Signed T **Xavier Truss** and DT **Zion Wilson** to practice squad ... Released TE **Josiah Deguara** and CB **Shaun Wade** from practice squad
- **10/14/26** - Opened practice window for CB **Jakorian Bennett**, TE **Grant Calcaterra**, G **Landon Dickerson** and TE **Eli Stowers** ... Signed S **Dean Clark** to practice squad
- **10/15/26** - Signed RB **Ian Wheeler** to practice squad
- **10/16/26** - Signed QB **Joe Milton** to active roster from Dallas practice squad ... Placed RB **Will Shipley** on Reserve/Injured
- **10/17/26** - Signed RB **Jaydon Blue** to active roster ... Elevated OLB **Keyshawn James-Newby** and S **Cole Wisniewski** from practice squad for Week 6 vs. Carolina
- **10/20/26** - Signed RB **Elijah Mitchell** to practice squad ... Waived RB **Jaydon Blue** ... Waived/injured RB **Carson Steele** ... Released OL **James Brockermeyer** and RB **Ian Wheeler** from practice squad
- **10/22/26** - Signed RB **Jaydon Blue**, G **Evan Neal** and LB **Anfernee Orji** to practice squad ... Waived TE **E.J. Jenkins**
- **10/26/26** - Activated TE **Grant Calcaterra**, G **Landon Dickerson** and TE **Eli Stowers** from Reserve/Injured ... Elevated OLB **Keyshawn James-Newby** and RB **Elijah Mitchell** from practice squad for Week 7 vs. Dallas
- **10/27/26** - Released S **Dean Clark** and T **Xavier Truss** from practice squad
- **10/28/26** - Signed RB **Jaydon Blue** from practice squad to active roster ... Signed G **Evan Beerntsen**, WR **Quentin Skinner** and CB **Shaun Wade** to practice squad ... Placed RB **Dameon Pierce** on Reserve/Injured
- **10/31/26** - Elevated RB **Elijah Mitchell** and OLB **Mason Reiger** from practice squad for Week 8 at Washington

NOVEMBER

- **11/3/26** - Waived CB **Jakorian Bennett** from Reserve/Injured ... Released WR **Quentin Skinner** from practice squad
- **11/4/26** - Signed CB **Christian Braswell** to practice squad
- **11/7/26** - Elevated RB **Elijah Mitchell** and S **Cole Wisniewski** from practice squad for Week 9 vs. N.Y. Giants
- **11/9/26** - Agreed to acquire 2027 1st-round pick and 2029 2nd-round pick from Jacksonville in exchange for DT **Jordan Davis**
- **11/10/26** - Waived RB **Jaydon Blue**
- **11/13/26** - Waived WR **Hollywood Brown** and T **Fred Johnson**
- **11/16/26** - Signed TE **Zach Ertz** and T **John Ojukwu** to active roster ... Signed RB **Jaydon Blue**, LB **Chance Campbell** and TE **Hayden Rucci** to practice squad ... Opened practice window for RB **Will Shipley** ... Released CB **Shaun Wade** from practice squad
- **11/17/26** - Signed RB **Jaydon Blue** to active roster ... Signed DT **Leki Fotu** to practice squad
- **11/18/26** - Claimed T **Ajani Cornelius** off waivers from Dallas ... Signed WR **Quentin Skinner** to practice squad
- **11/21/26** - Activated RB **Will Shipley** from Reserve/Injured ... Elevated DT **Gabe Hall** and LB **Anfernee Orji** for Week 11 vs. Pittsburgh ... Placed LB **Zack Baun** and WR **Dontayvion Wicks** on Reserve/Injured

	OFFENSE											
	QB	RB	WR	WR	WR/TE	TE	TE	LT	LG	C	RG	RT
Was	Hurts	Barkley	D. Smith	Wicks	---	Goedert	Mundt	Mailata	Dickerson	Jurgens	Steen	Johnson
@Ten	Hurts	Barkley	D. Smith	Wicks	---	Goedert	Mundt	Mailata	Jurgens	Kendall	Steen	Johnson
@Chi	Hurts	Barkley	D. Smith	Wicks	Lemon	Mundt	---	Mailata	Jurgens	Kendall	Steen	Johnson
LAR	Hurts	Barkley	Wicks	Cooper	---	Mundt	Jenkins	Mailata	Jurgens	Kendall	Steen	Bell
@Jax	Hurts	Shipley	Wicks	E. Moore	---	Mundt	Jenkins	Mailata	Lampkin	Majors	Steen	Bell
Car	McKee	Pierce	D. Smith	Wicks	Lemon	Goedert	---	Mailata	Lampkin	Majors	Steen	Bell
Dal	McKee	Barkley	E. Moore	---	Goedert	Calcaterra	Mundt	Mailata	Dickerson	Kendall	Steen	Bell
@Was	McKee	Barkley	Cooper	Lemon	---	Goedert	Calcaterra	Mailata	Dickerson	Kendall	Steen	Bell
NYG	Milton	Barkley	Cooper	Lemon	Brown	Goedert	---	Mailata	Dickerson	Kendall	Steen	Bell
Pit	Milton	Barkley	D. Smith	Cooper	Moore	Goedert	---	Mailata	Dickerson	Kendall	Steen	Bell
@Dal												
@Ari												
Ind												
Sea												
Hou												
@SF												
@NYG												

	DEFENSE											
	EDGE	DT	DT	DT	EDGE	LB	LB	CB	CB	NCB	S	S
Was	N. Smith	J. Carter	Davis	---	Hunt	Baun	Campbell	Mitchell	Woolen	DeJean	Mukuba	Epps
@Ten	N. Smith	J. Carter	Davis	---	Hunt	Baun	Campbell	Mitchell	Woolen	DeJean	Mukuba	Epps
@Chi	N. Smith	J. Carter	Davis	---	Hunt	Baun	Campbell	Mitchell	Woolen	DeJean	Mukuba	Epps
LAR	N. Smith	J. Carter	Davis	---	Greenard	Campbell	Trotter	Mitchell	Woolen	DeJean	Mukuba	M, Carter
@Jax	N. Smith	J. Carter	Davis	---	Hunt	Baun	Campbell	Mitchell	Woolen	DeJean	Mukuba	M. Carter
Car	N. Smith	J. Carter	Davis	Ojomo	Greenard	Baun	Campbell	Mitchell	Woolen	---	DeJean	Mukuba
Dal	Greenard	J. Carter	Davis	Ojomo	Hunt	Baun	Campbell	Mitchell	Woolen	---	DeJean	Mukuba
@Was	N. Smith	J. Carter	Davis	Ojomo	Greenard	Baun	Trotter	Mitchell	Woolen	---	DeJean	Mukuba
NYG	N. Smith	J. Carter	Davis	Ojomo	Greenard	Baun	Trotter	Mitchell	Woolen	---	DeJean	Mukuba
Pit	N. Smith	J. Carter	Ojomo	Young	Hunt	Campbell	Trotter	Mitchell	Woolen	---	DeJean	Mukuba
@Dal												
@Ari												
Ind												
Sea												
Hou												
@SF												
@NYG												

PARTICIPATION CHART

PLAYER	Was	@Ten	@Chi	LAR	@Jax	Car	Dal	@Was	NYG	Pit	@Dal	@Ari	Ind	Sea	Hou	@SF	@NYG	G/S	IA	DNP
Barkley, Saquon	RB	RB	RB	RB	IA	IA	RB	RB	RB	RB								8/8	2	---
Baun, Zack	LB	LB	LB	IA	LB	LB	LB	LB	LB	IR								8/8	1	---
Bell, Markel	P	P	P	RT	RT	RT	RT	RT	RT	RT								10/7	---	---
Bigsby, Tank	P	P	P	P	IR	IR	IR	IR	IR	IR								4/0	---	---
Blue, Jaydon	PS	PS	PS	PS	PS	DNP	PS	P	P	P								3/0	---	1
Brown, Hollywood	DNP	P	IA	IA	IA	IA	P	P	WR	X								4/1	4	1
Calcaterra, Grant	IR	IR	IR	IR	IR	IR	TE	TE	P	P								4/2	---	---
Campbell, Chance	PS	PS	P	IR	X	X	X	X	X	PS								1/0	---	---
Campbell, Jihaad	LB	LB	LB	LB	LB	LB	LB	IA	IA	LB								8/8	2	---
Carter, Jalen	DT	DT	DT	DT	DT	DT	DT	DT	DT	DT								10/10	---	---
Carter, Michael	P	P	P	S	S	IA	IA	P	IA	P								7/2	3	---
Cooper, Darius	P	P	P	WR	P	P	P	WR	WR	WR								10/4	---	---
Cornelius, Ajani	X	X	X	X	X	X	X	X	X	IA								0/0	1	---
Covey, Britian	P	P	P	P	P	P	P	IA	IA	P								8/0	2	---
Dalton, Andy	DNP	DNP	P	DNP	X	X	X	X	X	X								1/0	---	3
Davis, Jordan	DT	DT	DT	DT	DT	DT	DT	DT	DT	X								9/9	---	---
Deguara, Josiah	X	PS	PS	P	PS	X	X	X	X	X								1/0	---	---
DeJean, Cooper	DB	DB	DB	DB	DB	DB	DB	DB	DB	DB								10/10	---	---
Dickerson, Landon	LG	IR	IR	IR	IR	IR	LG	LG	LG	LG								5/5	---	---
Ebiketie, Arnold	P	P	P	P	P	P	P	P	P	P								10/0	---	---
Elliott, Jake	P	P	P	P	P	P	P	P	P	P								10/0	---	---
Epps, Marcus	S	S	S	IA	IA	P	P	P	P	P								8/3	2	---
Epenesa, A.J.	P	P	IA	P	P	IA	P	P	P	P								8/0	2	---
Ertz, Zach	X	X	P	P	P	PS	PS	PS	PS	P								4/0	---	---
Goedert, Dallas	TE	TE	IA	IA	P	TE	TE	TE	TE	TE								8/7	2	---
Greenard, Jonathan	IA	IA	P	OLB	IA	OLB	OLB	OLB	OLB	P								7/5	3	---
Hall, Gabe	PS	PS	PS	PS	PS	PS	PS	PS	PS	P								1/0	---	---
Hunt, Jalyx	OLB	OLB	OLB	P	OLB	IA	OLB	P	P	OLB								9/6	1	---
Hurts, Jalen	QB	QB	QB	QB	QB	IR	IR	IR	IR	IR								5/5	---	---
James-Newby, Keyshawn	PS	PS	PS	PS	PS	P	P	PS	PS	PS								1/0	---	---
Jenkins, E.J.	P	P	P	TE	TE	P	X	X	X	X								6/2	---	---
Johnson, Fred	P	P	IA	IA	P	P	P	P	P	X								7/0	2	---
Johnson, Lane	RT	RT	RT	IA	X	X	X	X	X	X								3/3	1	---
Jones, Jonathan	P	P	P	P	P	P	P	IA	IA	P								7/0	2	---
Jurgens, Cam	C	LG	LG	LG	X	X	X	X	X	X								4/4	---	---
Kendall, Drew	P	C	C	C	IA	DNP	C	C	C	C								8/7	1	1
Lampkin, Willie	P	P	P	P	LG	LG	P	P	P	P								10/2	---	---
Lemon, Makai	P	P	WR	P	P	WR	P	WR	WR	P								10/4	---	---
Mailata, Jordan	LT	LT	LT	LT	LT	LT	LT	LT	LT	LT								10/10	---	---
Majors, Jake	PS	PS	PS	PS	C	C	IA	IA	DNP	IA								2/2	3	1
Mann, Braden	P	P	P	P	P	P	P	P	P	P								10/0	---	---
McKee, Tanner	IA	IA	IA	DNP	DNP	QB	QB	QB	DNP	DNP								3/3	3	4
McWilliams, Mac	P	P	DNP	P	P	P	DNP	P	P	IA								7/0	1	2
Milton, Joe	X	X	X	X	X	IA	DNP	DNP	QB	QB								2/2	1	2
Mitchell, Elijah	X	X	X	X	X	X	P	P	P	PS								3/0	---	---
Mitchell, Quinyon	CB	CB	CB	CB	CB	CB	CB	CB	CB	CB								10/10	---	---
Mondon, Smael	P	P	P	P	P	P	P	P	P	IA								9/0	1	---
Moore, Elijah	IA	IA	P	P	WR	P	WR	P	P	WR								8/3	2	---
Moore II, Kenny	X	X	PS	P	P	P	P	P	P	P								7/0	---	---
Morris, Micah	IA	IA	P	P	P	P	P	P	P	P								8/0	2	---
Mukuba, Andrew	S	S	S	S	S	S	S	S	S	S								10/10	---	---
Mundt, Johnny	TE	TE	TE	TE	TE	P	TE	P	P	P								10/6	---	---
Ojomo, Moro	P	P	P	P	P	DT	DT	DT	DT	DT								10/6	---	---
Ojukwu, John	PS	PS	PS	PS	DNP	PS	PS	PS	PS	P								1/0	---	1
Orji, Anfernee	X	X	X	PS	X	X	PS	PS	PS	P								1/0	---	---
Payton, Cole	IA	IA	IA	IA	P	DNP	IA	DNP	DNP	IA								1/0	6	3
Pierce, Dameon	PS	PS	PS	PS	P	RB	P	IR	X	X								3/1	---	---
Pulley, Maximus	PS	P	X	X	X	X	X	X	X	X								1/0	---	---
Reiger, Mason	PS	PS	PS	PS	PS	PS	PS	P	PS	PS								1/0	---	---
Ringo, Kelee	P	P	P	P	P	P	P	P	P	P								10/0	---	---
Robinson, Ty	P	P	P	P	P	P	P	P	P	P								10/0	---	---
Shipley, Will	P	P	P	P	RB	IR	IR	IR	IR	P								6/1	---	---
Smith, DeVonta	WR	WR	WR	IA	IA	WR	IA	IA	IA	WR								5/5	5	---
Smith, Nolan	OLB	OLB	OLB	OLB	OLB	OLB	IA	OLB	OLB	OLB								9/9	1	---
Steele, Carson	PS	PS	PS	PS	P	P	IR	X	X	X								2/0	---	---
Steen, Tyler	RG	RG	RG	RG	RG	RG	RG	RG	RG	RG								10/10	---	---
Stowers, Eli	IR	IR	IR	IR	IR	IR	P	P	P	P								4/0	---	---
Trotter Jr., Jeremiah	P	P	P	LB	P	P	P	LB	LB	LB								10/4	---	---
Underwood, Rocco	P	P	P	P	P	P	P	P	P	P								10/0	---	---
Wicks, Dontayvion	WR	WR	WR	WR	WR	WR	IA	IA	IA	IR								6/6	3	---
Wisniewski, Cole	PS	PS	PS	PS	PS	P	PS	PS	P	PS								2/0	---	---
Woolen, Riq	CB	CB	CB	CB	CB	CB	CB	CB	CB	CB								10/10	---	---
Young, Byron	P	P	P	P	P	P	P	P	P	DT								10/1	---	---

	OFFENSE	Was	@Ten	@Chi	LAR	@Jax	Car	Dal	@Was	NYG	Pit	@Dal	@Ari	Ind	Sea	Hou	@SF	@NYG	Snaps	Pct
	TOTAL PLAYS	55	76	50	61	62	64	66	69	70	53								626	
QB	Jalen Hurts	55	76	46	61	62	IR	IR	IR	IR	IR								300	48%
QB	Tanner McKee	IA	IA	IA	DNP	DNP	64	66	69	DNP	DNP								199	32%
QB	Joe Milton	X	X	X	X	X	IA	DNP	DNP	70	53								123	20%
QB	Andy Dalton	DNP	DNP	4	DNP	X	X	X	X	X	X								4	1%
QB	Cole Payton	IA	IA	IA	IA	0	DNP	IA	DNP	DNP	IA								0	0%
RB	Saquon Barkley	39	12	36	4	IA	IA	10	22	41	34								198	32%
RB	Dameon Pierce	PS	PS	PS	PS	48	61	42	IR	X	X								151	24%
RB	Will Shipley	10	39	13	29	13	IR	IR	IR	IR	19								123	20%
RB	Elijah Mitchell	X	X	X	X	X	X	14	39	29	PS								82	13%
RB	Tank Bigsby	6	26	2	29	IR	IR	IR	IR	IR	IR								63	10%
RB	Jaydon Blue	PS	PS	PS	PS	PS	DNP	PS	8	0	0								8	1%
RB	Carson Steele	PS	PS	PS	PS	0	3	IR	X	X	X								3	1%
WR	Makai Lemon	35	48	35	45	50	52	60	65	65	44								499	80%
WR	Darius Cooper	8	31	5	55	53	39	61	66	65	49								432	69%
WR	Dontayvion Wicks	50	47	44	56	52	40	IA	IA	IA	IR								289	46%
WR	DeVonta Smith	52	67	50	IA	IA	42	IA	IA	IA	43								254	41%
WR	Hollywood Brown	DNP	17	IA	IA	IA	IA	36	32	35	X								120	19%
WR	Elijah Moore	IA	IA	6	10	12	8	22	18	26	11								113	18%
WR	Britain Covey	0	0	0	0	0	0	0	IA	IA	1								1	1%
TE	Dallas Goedert	52	19	IA	IA	43	52	48	55	57	47								373	60%
TE	Johnny Mundt	20	49	26	49	20	19	16	13	8	8								228	36%
TE	E.J. Jenkins	1	25	13	12	12	4	X	X	X	X								67	11%
TE	Zach Ertz	X	X	19	13	7	PS	PS	PS	PS	6								45	7%
TE	Eli Stowers	IR	IR	IR	IR	IR	IR	12	13	7	0								32	5%
TE	Grant Calcaterra	IR	IR	IR	IR	IR	IR	8	12	7	0								27	4%
TE	Josiah Deguara	X	PS	PS	0	PS	X	X	X	X	X								0	0%
OL	Jordan Mailata	55	76	50	61	62	64	66	69	70	53								626	100%
OL	Tyler Steen	55	76	50	61	48	64	66	69	70	53								612	98%
OL	Markel Bell	0	0	1	61	62	64	66	69	70	53								446	71%
OL	Drew Kendall	0	76	50	61	IA	DNP	66	69	70	53								445	71%
OL	Landon Dickerson	55	IR	IR	IR	IR	IR	66	69	70	53								313	50%
OL	Cam Jurgens	55	76	50	61	X	X	X	X	X	X								242	39%
OL	Lane Johnson	55	76	50	IA	X	X	X	X	X	X								181	29%
OL	Willie Lampkin	0	0	0	2	62	64	0	1	2	0								131	21%
OL	Jake Majors	PS	PS	PS	PS	62	64	IA	IA	DNP	IA								126	20%
OL	Fred Johnson	0	0	IA	IA	14	0	1	1	8	X								24	4%
OL	Micah Morris	IA	IA	0	1	0	0	0	0	0	0								1	1%
OL	John Ojukwu	PS	PS	PS	PS	DNP	PS	PS	PS	PS	1								1	1%
OL	Ajani Cornelius	X	X	X	X	X	X	X	X	X	IA								0	0%

	DEFENSE	Was	@Ten	@Chi	LAR	@Jax	Car	Dal	@Was	NYG	Pit	@Dal	@Ari	Ind	Sea	Hou	@SF	@NYG	Snaps	Pct
	TOTAL PLAYS	70	53	72	84	72	79	68	60	67	71								696	
DL	Jalen Carter	66	41	51	70	58	74	59	49	58	61								587	84%
DL	Moro Ojomo	48	43	39	60	42	32	35	36	42	51								428	61%
DL	Jordan Davis	34	23	42	29	35	41	44	37	38	X								323	46%
DL	Byron Young	6	13	28	13	18	32	26	15	16	22								189	27%
DL	Ty Robinson	0	3	12	6	2	15	5	9	9	12								73	10%
DL	Gabe Hall	PS	PS	PS	PS	PS	PS	PS	PS	PS	8								8	1%
EDGE	Nolan Smith	47	41	44	64	58	14	IA	47	44	37								396	57%
EDGE	Jalyx Hunt	53	42	53	63	31	IA	25	21	29	43								360	52%
EDGE	Arnold Ebiketie	28	15	29	21	38	72	48	24	25	28								328	47%
EDGE	Jonathan Greenard	IA	IA	18	19	IA	24	29	28	36	34								188	27%
EDGE	A.J. Epenesa	12	8	IA	3	15	IA	29	0	0	0								67	10%
EDGE	Keyshawn James-Newby	PS	PS	PS	PS	PS	48	4	PS	PS	PS								52	7%
EDGE	Mason Reiger	PS	PS	PS	PS	PS	PS	PS	0	PS	PS								0	0%
LB	Zack Baun	70	53	66	IA	72	79	68	60	32	IR								500	72%
LB	Jihaad Campbell	67	47	70	79	62	48	37	IA	IA	58								468	67%
LB	Jeremiah Trotter Jr.	0	0	6	84	0	28	24	54	64	71								331	48%
LB	Smael Mondon	0	0	0	0	0	0	0	0	26	IA								26	4%
LB	Anfernee Orji	X	X	X	PS	X	X	PS	PS	PS	3								3	1%
LB	Chance Campbell	PS	PS	0	IR	X	X	X	X	X	PS								0	0%
DB	Andrew Mukuba	70	52	72	84	72	79	68	59	67	71								694	99%
DB	Cooper DeJean	70	53	72	81	72	78	68	60	67	71								692	99%
DB	Riq Woolen	70	51	71	84	72	77	67	58	65	44								659	95%
DB	Quinyon Mitchell	70	53	72	36	72	79	64	60	67	56								629	90%
DB	Marcus Epps	53	39	27	IA	IA	0	0	13	43	59								234	34%
DB	Kenny Moore	X	X	PS	1	44	48	44	29	7	0								173	25%
DB	Michael Carter	6	4	20	76	25	IA	IA	1	IA	10								142	20%
DB	Jonathan Jones	0	2	0	48	4	1	4	IA	IA	35								94	14%
DB	Kelee Ringo	0	0	0	0	0	0	0	0	2	7								9	1%
DB	Mac McWilliams	0	0	DNP	3	0	0	DNP	0	0	IA								3	1%
DB	Maximus Pulley	PS	0	X	X	X	X	X	X	X	X								0	0%
DB	Cole Wisniewski	PS	PS	PS	PS	PS	0	PS	PS	0	PS								0	0%

SPECIAL TEAMS	Was	@Ten	@Chi	LAR	@Jax	Car	Dal	@Was	NYG	Pit	@Dal	@Ari	Ind	Sea	Hou	@SF	@NYG	Snaps	Pct
TOTAL PLAYS	31	23	19	30	27	29	25	28	30	30								272	
Kelee Ringo	26	19	18	26	24	27	22	24	28	25								239	88%
Smael Mondon	20	15	13	21	23	21	16	17	20	IA								166	61%
Jeremiah Trotter Jr.	24	19	18	12	1	27	22	12	16	9								160	59%
Ty Robinson	8	17	9	18	17	13	15	22	19	20								158	58%
Darius Cooper	21	15	13	11	10	17	4	10	14	15								130	48%
E.J. Jenkins	25	17	14	25	23	22	X	X	X	X								126	46%
Johnny Mundt	12	6	10	12	10	14	13	16	16	14								123	45%
Arnold Ebiketie	9	9	3	14	19	12	12	6	6	18								108	40%
Michael Carter	19	17	14	15	5	IA	IA	6	IA	17								93	34%
Braden Mann	11	6	5	11	9	10	6	9	11	9								87	32%
Rocco Underwood	11	6	5	11	9	10	6	9	10	9								86	32%
Jordan Davis	9	8	6	9	7	6	9	10	9	X								73	27%
Will Shipley	21	8	13	21	1	IR	IR	IR	IR	9								73	27%
Jake Elliott	9	9	2	9	8	5	7	7	5	11								72	26%
Grant Calcaterra	IR	IR	IR	IR	IR	IR	13	17	20	20								70	26%
Mac McWilliams	9	6	DNP	10	14	7	DNP	10	12	IA								68	25%
Marcus Epps	5	5	5	IA	IA	12	9	12	15	4								67	25%
Jalyx Hunt	6	4	5	6	2	IA	5	11	15	8								62	23%
Britain Covey	6	8	8	8	9	12	1	IA	IA	6								58	21%
Riq Woolen	6	4	5	5	4	6	6	7	8	4								55	20%
Jalen Carter	6	4	5	5	4	5	6	7	8	4								54	20%
Moro Ojomo	6	4	5	5	4	4	5	7	7	5								52	19%
Kenny Moore	X	X	PS	4	9	9	6	5	6	11								50	18%
Cooper DeJean	3	0	0	5	4	6	6	9	11	5								49	18%
A.J. Epenesa	6	5	IA	6	18	IA	1	2	6	5								49	18%
Byron Young	4	4	5	5	4	5	6	6	5	4								48	18%
Eli Stowers	IR	IR	IR	IR	IR	IR	9	9	9	20								47	17%
Willie Lampkin	4	4	6	5	0	0	7	7	6	5								44	16%
Keyshawn James-Newby	PS	PS	PS	PS	PS	24	16	PS	PS	PS								40	15%
Jonathan Jones	4	4	2	3	6	7	5	IA	IA	6								37	14%
Cole Wisniewski	PS	PS	PS	PS	PS	16	PS	PS	20	PS								36	13%
Markel Bell	4	4	1	4	3	2	3	4	2	5								32	12%
Jordan Mailata	4	4	1	4	3	2	3	4	2	5								32	12%
Tyler Steen	4	4	1	4	3	2	3	4	2	5								32	12%
Carson Steele	PS	PS	PS	PS	20	9	IR	X	X	X								29	11%
Tank Bigsby	11	2	4	7	IR	IR	IR	IR	IR	IR								24	9%
Jaydon Blue	PS	PS	PS	PS	PS	DNP	PS	7	6	11								24	9%
Micah Morris	IA	IA	1	4	3	2	3	4	2	5								24	9%
Fred Johnson	4	4	IA	IA	3	2	3	4	2	X								22	8%
Josiah Deguara	X	PS	PS	21	PS	X	X	X	X	X								21	8%
Elijah Mitchell	X	X	X	X	X	X	15	3	3	PS								21	8%
Anfernee Orji	X	X	X	PS	X	X	PS	PS	PS	20								20	7%
Drew Kendall	4	4	1	4	IA	DNP	0	0	0	5								18	7%
Mason Reiger	PS	PS	PS	PS	PS	PS	PS	17	PS	PS								17	6%
Jihaad Campbell	9	2	0	0	0	0	4	IA	IA	1								15	6%
Chance Campbell	PS	PS	11	IR	X	X	X	X	X	PS								11	4%
Zack Baun	3	0	0	IA	1	2	0	1	3	IR								10	4%
Cole Payton	IA	IA	IA	IA	10	DNP	IA	DNP	DNP	IA								10	4%
Dameon Pierce	PS	PS	PS	PS	4	0	6	IR	X	X								10	4%
Andrew Mukuba	0	0	0	0	2	0	0	1	3	0								6	2%
Maximus Pulley	PS	6	X	X	X	X	X	X	X	X								6	2%
Nolan Smith	2	0	0	0	0	0	IA	1	2	1								6	2%
John Ojukwu	PS	PS	PS	PS	DNP	PS	PS	PS	PS	5								5	2%
Landon Dickerson	4	IR	IR	IR	IR	IR	0	0	0	0								4	1%
Jonathan Greenard	IA	IA	0	0	IA	1	0	1	2	0								4	1%
Gabe Hall	PS	PS	PS	PS	PS	PS	PS	PS	PS	4								4	1%
Makai Lemon	0	0	0	0	0	0	2	0	0	0								2	1%
Dallas Goedert	1	0	IA	IA	0	0	0	0	0	0								1	1%
DeVonta Smith	1	0	0	IA	IA	0	IA	IA	IA	0								1	1%



2025 EAGLES STATISTICS

FRONT OFFICE & COACHING STAFF

PLAYER BIOS

ROSTER BREAKDOWN

2025 EAGLES STATISTICS

RECORD BOOK

NFL STATISTICS

OFF THE FIELD

REGULAR SEASON RESULTS (3-7)				
DATE	**OPPONENT**	**RESULT**	**SCORE**	**ATTENDANCE**
September 13	Washington Commanders	W	24-22	69,879
September 20	at Tennessee Titans	W	24-20	68,567
September 28	at Chicago Bears	L	7-27	59,588
October 4	Los Angeles Rams	L	20-24	69,879
October 11	at Jacksonville Jaguars	L	17-19	61,322
October 18	Carolina Panthers	L	14-25	69,879
October 26	Dallas Cowboys	L	21-38	69,879
November 1	at Washington Commanders	L	10-27	64,195
November 8	New York Giants	L	11-19	69,879
November 22	Pittsburgh Steelers	W	19-16	69,879

TEAM STATISTICS		
	EAGLES	**OPPONENTS**
TOTAL FIRST DOWNS	**153**	**200**
RUSHING	46	71
PASSING	88	112
PENALTY	19	17
3RD DOWN: MADE/ATTEMPTS	50-141	59-150
3RD DOWN PERCENTAGE	35.5%	39.3%
4TH DOWN: MADE/ATTEMPTS	6-18	13-18
4TH DOWN PERCENTAGE	33.3%	72.2%
POSSESSION AVERAGE	**27:42**	**32:18**
TOTAL NET YARDS	**2,556**	**3,436**
AVERAGE PER GAME	255.6	343.6
TOTAL PLAYS	596	661
AVERAGE PER PLAY	4.3	5.2
NET YARDS RUSHING	**888**	**1,208**
AVERAGE PER GAME	88.8	120.8
TOTAL RUSHES	239	296
NET YARDS PASSING	**1,668**	**2,228**
AVERAGE PER GAME	166.8	222.8
SACKED/YARDS LOST	33/213	21/149
GROSS YARDS	1,881	2,377
COMPLETIONS/ATTEMPTS	190-324	210-344
COMPLETION PERCENTAGE	58.6%	61.0%
HAD INTERCEPTED	6	3
PUNTS/AVERAGE	**53/48.4**	**43/49.5**
NET PUNTING AVERAGE	**42.7**	**41.4**
PENALTIES/YARDS	**68/476**	**84/736**
FUMBLES/BALL LOST	**11/4**	**10/2**
TOUCHDOWNS	**19**	**24**
RUSHING	9	10
PASSING	10	14
RETURNS	0	0

PASSING

PLAYER	ATT	CMP	YDS	PCT	Y/A	TD	TD%	INT	INT%	LG	SACK	LOST	RATE
Jalen Hurts	154	89	933	57.8%	6.1	8	5.2%	3	1.9%	64	13	80	84.7
Tanner McKee	114	72	638	63.2%	5.6	2	1.8%	2	1.8%	34	10	74	76.6
Joe Milton	55	29	310	52.7%	5.6	0	0.0%	0	0.0%	38	10	59	69.5
Andy Dalton	1	0	0	0.0%	0.0	0	0.0%	1	100.0%	0	0	0	0.0
EAGLES	**324**	**190**	**1,881**	**58.6%**	**5.8**	**10**	**3.1%**	**6**	**1.9%**	**64**	**33**	**213**	**77.7**
OPPONENTS	**344**	**210**	**2,377**	**61.0%**	**6.9**	**14**	**4.1%**	**3**	**0.9%**	**53**	**21**	**149**	**91.7**

RUSHING

PLAYER	ATT	YDS	AVG	LG	TD
Saquon Barkley	86	371	4.3	42	4
Jalen Hurts	23	107	4.7	22	1
Dameon Pierce	37	96	2.6	12	2
Tank Bigsby	28	91	3.3	19	1
Joe Milton	14	71	5.1	24	0
Will Shipley	24	66	2.8	9	1
Elijah Mitchell	17	51	3.0	9	0
Tanner McKee	6	26	4.3	15	0
Hollywood Brown	2	12	6.0	9	0
Dallas Goedert	1	2	2.0	2	0
Makai Lemon	1	-5	-5.0	-5	0
EAGLES	**239**	**888**	**3.7**	**42**	**9**
OPPONENTS	**296**	**1,208**	**4.1**	**34**	**10**

RECEIVING

PLAYER	REC	YDS	AVG	LG	TD
DeVonta Smith	31	351	11.3	31	2
Dallas Goedert	32	346	10.8	43t	2
Makai Lemon	38	315	8.3	21	1
Dontayvion Wicks	19	284	14.9	64	1
Darius Cooper	17	259	15.2	62t	4
Hollywood Brown	5	63	12.6	19	0
Eli Stowers	3	53	17.7	34	0
Elijah Mitchell	10	46	4.6	15	0
Saquon Barkley	7	41	5.9	24	0
Will Shipley	5	31	6.2	11	0
Zach Ertz	3	22	7.3	9	0
Elijah Moore	4	17	4.3	14	0
Johnny Mundt	4	16	4.0	6	0
Dameon Pierce	7	14	2.0	11	0
Tank Bigsby	3	10	3.3	7	0
Jaydon Blue	1	9	9.0	9	0
Carson Steele	1	4	4.0	4	0
EAGLES	**190**	**1,881**	**9.9**	**64**	**10**
OPPONENTS	**210**	**2,377**	**11.3**	**53**	**14**

FIELD GOALS

PLAYER	1-19	20-29	30-39	40-49	50+	TOTAL
Jake Elliott	0/0	2/2	1/1	4/5	4/4	11/12
EAGLES	**0/0**	**2/2**	**1/1**	**4/5**	**4/4**	**11/12**
OPPONENTS	**0/0**	**5/5**	**5/5**	**7/8**	**7/9**	**24/27**

PUNTING

PLAYER	NO	YDS	AVG	NET	TB	IN 20	LG	BLK
Braden Mann	53	2,566	48.4	42.7	2	24	86	0
EAGLES	**53**	**2,566**	**48.4**	**42.7**	**2**	**24**	**86**	**0**
OPPONENTS	**43**	**2,127**	**49.5**	**41.4**	**4**	**12**	**65**	**0**

KICKOFF RETURNS

PLAYER	NO	YDS	AVG	LG	TD
Jaydon Blue	13	291	22.4	34	0
Will Shipley	9	209	23.2	29	0
Britain Covey	9	192	21.3	42	0
Dameon Pierce	3	61	20.3	24	0
Tank Bigsby	2	50	25.0	29	0
Darius Cooper	2	38	19.0	22	0
Elijah Mitchell	3	27	9.0	16	0
EAGLES	**41**	**868**	**21.2**	**42**	**0**
OPPONENTS	**31**	**789**	**25.5**	**53**	**0**

PUNT RETURNS

PLAYER	NO	FC	YDS	AVG	LG	TD
Britain Covey	18	6	232	12.9	41	0
Cooper DeJean	4	2	33	8.3	13	0
EAGLES	**22**	**8**	**265**	**12.0**	**41**	**0**
OPPONENTS	**26**	**6**	**263**	**10.1**	**27**	**0**

SCORING

PLAYER	TD	RUSH	REC	RET	PAT	FG	2 PT	SAF	PTS
Jake Elliott	0	0	0	0	18/18	11/12	0	0	51
Darius Cooper	4	0	4	0	0/0	0/0	0	0	24
Saquon Barkley	4	4	0	0	0/0	0/0	0	0	24
Dallas Goedert	2	0	2	0	0/0	0/0	0	0	12
Dameon Pierce	2	2	0	0	0/0	0/0	0	0	12
DeVonta Smith	2	0	2	0	0/0	0/0	0	0	12
Tank Bigsby	1	1	0	0	0/0	0/0	0	0	6
Jalen Hurts	1	1	0	0	0/0	0/0	0	0	6
Makai Lemon	1	0	1	0	0/0	0/0	0	0	6
Will Shipley	1	1	0	0	0/0	0/0	0	0	6
Dontayvion Wicks	1	0	1	0	0/0	0/0	0	0	6
Joe Milton	0	0	0	0	0/0	0/0	1	0	2
EAGLES	**19**	**9**	**10**	**0**	**18/18**	**11/12**	**1**	**0**	**167**
OPPONENTS	**24**	**10**	**14**	**0**	**17/20**	**24/27**	**2**	**0**	**237**

SCORE BY QUARTERS	Q1	Q2	Q3	Q4	OT	TOTAL
EAGLES	41	80	16	30	0	167
OPPONENTS	49	49	47	92	0	237

DEFENSE									
PLAYER	**TOTAL**	**SOLO**	**ASST**	**TFL**	**SACKS**	**INT**	**PD**	**FF**	**FR**
Zack Baun	65	34	31	8	2.0	0	5	0	1
Jeremiah Trotter Jr.	58	36	22	3	0.5	0	1	1	0
Cooper DeJean	56	31	25	5	0.0	1	6	0	0
Andrew Mukuba	56	34	22	0	0.0	1	3	1	0
Jihaad Campbell	56	33	23	2	1.0	0	0	1	0
Quinyon Mitchell	41	32	9	2	0.0	1	11	0	0
Tariq Woolen	35	28	7	0	0.0	0	8	1	0
Jordan Davis	31	11	29	2	1.5	0	1	0	0
Marcus Epps	28	22	6	1	0.0	0	1	0	0
Jalen Carter	27	12	15	7	5.0	0	3	4	0
Moro Ojomo	26	11	15	4	0.0	0	0	0	0
Arnold Ebiketie	26	10	16	0	0.0	0	0	0	0
Jalyx Hunt	22	16	6	2	0.0	0	2	0	0
Nolan Smith	22	13	9	7	6.0	0	1	0	0
Byron Young	19	9	10	2	2.0	0	0	0	0
Michael Carter	14	5	9	0	0.0	0	3	0	0
Kenny Moore II	13	11	2	0	0.0	0	0	0	0
Jonathan Jones	10	6	4	0	0.0	0	4	0	0
Jonathan Greenard	6	4	2	2	2.0	0	0	1	0
Smael Mondon	5	2	3	0	0.0	0	0	0	0
Ty Robinson	4	0	4	0	0.0	0	0	0	0
AJ Epenesa	3	1	2	0	0.0	0	1	0	0
Keyshawn James-Newby	2	2	0	0	0.0	0	0	0	0
A.J. Epenesa	1	0	1	0	0.0	0	0	0	0
Mac McWilliams	1	1	0	0	0.0	0	0	0	0
Gabe Hall	1	1	0	0	0.0	0	0	0	0
Anfernee Orji	1	1	0	0	0.0	0	0	0	0
TOTALS	**629**	**366**	**272**	**47**	**20.0**	**3**	**50**	**9**	**1**

INTERCEPTIONS					
PLAYER	**NO**	**YDS**	**AVG**	**LG**	**TD**
Cooper DeJean	1	25	25.0	25	0
Quinyon Mitchell	1	0	0.0	0	0
Andrew Mukuba	1	21	21.0	21	0
EAGLES	**3**	**46**	**15.3**	**25**	**0**
OPPONENTS	**6**	**121**	**20.2**	**92**	**0**

DEFENSIVE LEADERS	
SACKS	
Nolan Smith	6.0
Jalen Carter	5.0
Three Players	2.0
TACKLES FOR LOSS	
Zack Baun	8
Jalen Carter	7
Nolan Smith	7
PASSES DEFENSED	
Quinyon Mitchell	11
Tariq Woolen	8
Cooper DeJean	6
Zack Baun	5

SPECIAL TEAMS TACKLES	
PLAYER	**NO**
Smael Mondon	12
Kelee Ringo	12
Darius Cooper	8
Jeremiah Trotter Jr.	6
A.J. Epenesa	3
Rocco Underwood	3
Arnold Ebiketie	2
EJ Jenkins	2
Michael Carter	2
Kenny Moore II	2
Will Shipley	2
Tank Bigsby	1
Chance Campbell	1
Jake Elliott	1
Jonathan Jones	1
Johnny Mundt	1
Ty Robinson	1
Carson Steele	1
Cole Wisniewski	1
TOTALS	**62**

WEEKLY NFL RANKINGS

	OFFENSE			DEFENSE		
WEEK	**Rush**	**Pass**	**Total**	**Rush**	**Pass**	**Total**
Week 1	7	21	15	23	6	15
Week 2	15	12	13	23	5t	11
Week 3	13	24	24	25	9	13
Week 4	15	31	29	23	17	22
Week 5	23t	28	31	20t	26	24
Week 6	29	26	30	19	26	27
Week 7	27	26	31	27	26	27
Week 8	27	27	32	28	24	27
Week 9	28	29	32	24	19	24
Week 10	28	28	32	25	18	25
Week 11	29	28	32	21	17	22
Week 12						
Week 13						
Week 14						
Week 15						
Week 16						
Week 17						
Week 18						

RED ZONE DRIVES											
	TOTAL	TD	FG	MFG	DOWN	FUM	INT	CLOCK	PTS	TD%	SCORE%
EAGLES	23	16	3	1	1	0	2	0	105	69.6%	82.6%
OPPONENTS	35	19	10	0	3	0	0	3	144	54.3%	82.9%

GOAL-TO-GO DRIVES											
	TOTAL	TD	FG	MFG	DOWN	FUM	INT	CLOCK	PTS	TD%	SCORE%
EAGLES	15	12	0	0	1	0	2	0	72	80.0%	80.0%
OPPONENTS	24	16	4	0	3	0	0	1	108	66.7%	83.3%

LONGEST DRIVES		
	EAGLES	OPPONENTS
MOST PLAYS	17 vs. Dal. (10/26/26)	2x, last: 17 vs. Pit. (11/22/26)
	17-84 (9:16), TD	*17-82 (8:22), FG*
MOST YARDS	2x, last: 86 at Ten. (9/20/26)	94 vs. Car. (10/18/26)
	14-86 (7:38), TD	*14-94 (7:43). TD*
MOST TIME	9:16 vs. Dal. (10/26/26)	8:22 vs. Pit. (11/22/26)
	17-84 (9:16), TD	*17-82 (8:22), FG*

LONGEST TOUCHDOWN DRIVES		
	EAGLES	OPPONENTS
MOST PLAYS	17 vs. Dal. (10/26/26)	14 vs. Dal. (10/26/26)
	17-84 (9:16), TD	*14-81 (7:48), TD*
MOST YARDS	2x, last: 86 at Ten. (9/20/26)	94 vs. Car. (10/18/26)
	14-86 (7:38), TD	*14-94 (7:43). TD*
MOST TIME	9:16 vs. Dal. (10/26/26)	8:04 at Chi. (9/28/26)
	17-84 (9:16), TD	*13-52 (8:04), TD*

***REPLAY CHALLENGES – EAGLES** (0 CHALLENGES, 0 OVERTURNED), **OPPONENTS** (2 CHALLENGES, 2 OVERTURNED)*

GAME-BY-GAME OFFENSE

		SCORE				1ST DOWN				3RD DOWN		4TH DOWN		NET YARDS						
GAME		PTS	OPP PTS	DIFF	OT	TOTAL	RUSH	PASS	PEN	CONV	ATT	CONV	ATT	TOTAL	PASS	RUSH	TO	PEN	PEN YDS	TOP
Sep 13	Was	24	22	2	---	10	4	6	0	6	14	0	0	318	182	136	0	5	40	26:40
Sep 20	at Ten	24	20	4	---	23	5	16	2	11	18	1	1	341	252	89	2	4	35	36:25
Sep 28	at Chi	7	27	-20	---	14	7	6	1	2	9	0	2	248	141	107	3	10	61	23:07
Oct 4	LAR	20	24	-4	---	12	5	5	2	0	12	1	4	172	68	104	0	10	57	28:00
Oct 11	at Jax	17	19	-2	---	13	1	10	2	6	15	0	2	232	210	22	0	7	43	24:58
Oct 18	Car	14	25	-11	---	17	4	10	3	6	15	0	1	222	187	35	0	11	84	25:12
Oct 26	Dal	21	38	-17	---	23	7	12	4	5	12	2	3	321	200	121	1	5	45	29:21
Nov 1	at Was	10	27	-17	---	17	6	9	2	5	15	1	2	268	177	91	2	6	30	33:31
Nov 8	NYG	11	19	-8	---	13	4	7	2	5	18	1	3	220	128	92	1	6	56	25:15
Nov 22	Pit	19	16	3	---	11	3	7	1	4	13	0	0	214	123	91	1	4	25	24:30
Nov 26	at Dal				---															
Dec 6	at Ari				---															
Dec 13	Ind				---															
Dec 19	Sea				---															
Dec 24	Hou				---															
Jan 3	at SF				---															
TBD	at NYG				---															
TOTALS		**167**	**237**	**-70**	**---**	**153**	**46**	**88**	**19**	**50**	**141**	**6**	**18**	**2,556**	**1,668**	**888**	**10**	**68**	**476**	**27:42**

GAME-BY-GAME DEFENSE

		SCORE				1ST DOWN				3RD DOWN		4TH DOWN		NET YARDS						
GAME		PTS	OPP PTS	DIFF	OT	TOTAL	RUSH	PASS	PEN	CONV	ATT	CONV	ATT	TOTAL	PASS	RUSH	TO	PEN	PEN YDS	TOP
Sep 13	Was	22	24	-2	---	20	9	10	1	5	15	2	2	295	163	132	0	6	45	33:20
Sep 20	at Ten	20	24	-4	---	14	7	7	0	6	13	1	1	291	169	122	0	7	45	23:35
Sep 28	at Chi	27	7	20	---	24	6	14	4	5	13	2	3	375	247	128	0	5	45	36:53
Oct 4	LAR	24	20	4	---	26	7	16	3	7	16	1	2	415	309	106	2	8	100	32:00
Oct 11	at Jax	19	17	2	---	18	6	12	0	5	16	2	4	408	306	102	1	13	100	35:02
Oct 18	Car	25	14	11	---	25	9	11	5	7	17	1	1	399	273	126	0	13	149	34:48
Oct 26	Dal	38	21	17	---	25	11	12	2	8	13	1	1	416	212	204	0	8	47	30:39
Nov 1	at Was	27	10	17	---	16	5	11	0	5	13	0	0	339	204	135	1	9	70	26:29
Nov 8	NYG	19	11	8	---	15	5	9	1	6	17	1	1	243	163	80	1	9	86	34:45
Nov 22	Pit	16	19	-3	---	17	6	10	1	5	17	2	3	255	182	73	0	6	49	35:30
Nov 26	at Dal				---															
Dec 6	at Ari				---															
Dec 13	Ind				---															
Dec 19	Sea				---															
Dec 24	Hou				---															
Jan 3	at SF				---															
TBD	at NYG				---															
TOTALS		**237**	**167**	**70**	**---**	**200**	**71**	**112**	**17**	**59**	**150**	**13**	**18**	**3,436**	**2,228**	**1,208**	**4**	**84**	**736**	**32:18**

EAGLES GAME-BY-GAME LEADERS

GAME		PASS YARDS	RUSH YARDS	RECEPTIONS	REC YARDS	TOUCHDOWNS	TACKLES	SACKS
Sep 13	Was	J. Hurts - 203	S. Barkley - 83	D. Goedert - 4	D. Goedert - 77	D. Goedert - 2	Z. Baun - 12	J. Campbell - 1.0
Sep 20	at Ten	J. Hurts - 264	T. Bigsby - 33	D. Smith - 10	D. Smith - 117	*Two players - 1*	J. Campbell - 10	*Two players - 1.0*
Sep 28	at Chi	J. Hurts - 153	S. Barkley - 82	D. Smith - 6	D. Smith - 65	J. Hurts - 1	*Three players - 9*	---
Oct 4	LAR	J. Hurts - 93	T. Bigsby - 55	*Two players - 3*	D. Cooper - 33	D. Cooper - 2	J. Trotter - 15	N. Smith - 1.0
Oct 11	at Jax	J. Hurts - 220	D. Pierce - 14	D. Goedert - 6	D. Wicks - 63	*Two players - 1*	Z. Baun - 11	J. Carter - 2.0
Oct 18	Car	T. McKee - 215	D. Pierce - 35	D. Smith - 7	D. Smith - 75	*Two players - 1*	A. Ebiketie - 9	N. Smith - 1.0
Oct 26	Dal	T. McKee - 211	S. Barkley - 62	M. Lemon - 7	M. Lemon - 67	*Three players - 1*	Z. Baun - 9	---
Nov 1	at Was	T. McKee - 212	E. Mitchell - 34	M. Lemon - 6	M. Lemon - 57	S. Barkley - 1	J. Trotter - 10	*Two players - 1.0*
Nov 8	NYG	J. Milton - 169	J. Milton -64	M. Lemon -6	M. Lemon -61	S. Barkley - 1	J. Trotter - 10	Z. Baun - 2.0
Nov 22	Pit	J. Milton - 141	S. Barkley - 75	D. Smith - 5	D. Cooper - 59	S. Barkley - 1	J. Trotter - 13	B. Young - 2.0
Nov 26	at Dal							
Dec 6	at Ari							
Dec 13	Ind							
Dec 19	Sea							
Dec 24	Hou							
Jan 3	at SF							
TBD	at NYG							

OPPONENT GAME-BY-GAME LEADERS

GAME		PASS YARDS	RUSH YARDS	RECEPTIONS	REC YARDS	TOUCHDOWNS	TACKLES	SACKS
Sep 13	Was	J. Daniels - 164	J. Croskey-Merritt - 63	*Two players - 4*	A. Williams - 64	*Two players - 1*	N. Cross - 8	*Two players - 1.0*
Sep 20	at Ten	C. Ward - 183	T. Pollard - 64	C. Tate - 3	E. Ayomanor - 69	C. Ward - 2	A. Hill - 10	*Two players - 1.0*
Sep 28	at Chi	C. Keenum - 247	D. Swift - 84	L. Burden - 7	K. Raymond - 90	*Three players - 1*	D. Thieneman - 6	*Two players - 1.0*
Oct 4	LAR	M. Stafford - 317	K. Williams - 80	K. Williams - 10	P. Nacua - 125	K. Williams - 2	N. Landman - 9	B. Young - 2.5
Oct 11	at Jax	T. Lawrence - 331	B. Tuten - 72	B. Strange - 7	P. Washington - 124	P. Washington - 2	F. Oluokun - 10	*Two players - 0.5*
Oct 18	Car	B. Young - 281	C. Hubbard - 120	*Two players - 6*	J. Coker - 97	T. Tremble - 2	B. Okereke - 8	*Two players - 1.0*
Oct 26	Dal	D. Prescott - 212	J. Williams - 155	C. Lamb - 5	C. Lamb - 74	C. Lamb - 2	*Two players - 6*	*Two players - 1.0*
Nov 1	at Was	J. Daniels - 217	R. White - 55	A. Williams - 5	T. Burk - 81	*Two players - 1*	N. Cross - 9	*Five players - 1.0*
Nov 8	NYG	J. McCarthy - 127	D. Singletary - 31	*Two players - 5*	I. Likely - 53	I. Likely - 1	A. Reese - 12	A. Reese - 3.0
Nov 22	Pit	A. Rodgers - 227	A. Rodgers - 29	*Two players - 6*	M. Hurleman - 61	M. Hurleman - 1	*Two players - 6*	A. Highsmith - 2.0
Nov 26	at Dal							
Dec 6	at Ari							
Dec 13	Ind							
Dec 19	Sea							
Dec 24	Hou							
Jan 3	at SF							
TBD	at NYG							

EAGLES DRIVE EFFICIENCY

				DRIVES ENDED BY...											
GAME		QUARTERBACK	DRIVES	TD	FG	MFG	PUNT	DOWN	INT	FUM	SAF	CLOCK	PTS	PTS/DR	DR %
Sep 13	Was	Jalen Hurts	12	3	1	0	7	0	0	0	0	1	24	2.0	33.3%
Sep 20	at Ten	Jalen Hurts	8	3	1	0	2	0	2	0	0	0	24	3.0	50.0%
Sep 28	at Chi	Jalen Hurts	8	1	0	0	4	1	1	1	0	0	7	0.8	12.5%
		Andy Dalton	1	0	0	0	0	0	1	0	0	0	0	0.0	0.0%
Oct 4	LAR	Jalen Hurts	13	2	2	0	6	3	0	0	0	0	20	1.5	30.7%
Oct 11	at Jax	Jalen Hurts	11	2	1	0	6	2	0	0	0	0	17	1.5	27.8%
Oct 18	Car	Tanner McKee	11	2	0	0	8	1	0	0	0	0	14	1.3	18.2%
Oct 26	Dal	Tanner McKee	9	3	0	0	3	1	1	0	0	1	21	2.3	33.3%
Nov 1	at Was	Tanner McKee	12	1	1	1	5	0	1	1	0	2	10	0.8	16.7%
Nov 8	NYG	Joe Milton	13	1	1	0	8	2	0	1	0	0	11	0.8	12.4%
Nov 22	Pit	Joe Milton	12	1	4	0	4	0	0	1	0	2	19	1.6	41.7%
Nov 26	at Dal														
Dec 6	at Ari														
Dec 13	Ind														
Dec 19	Sea														
Dec 24	Hou														
Jan 3	at SF														
TBD	at NYG														
		TOTAL	101	19	11	1	53	10	6	4	0	6	167	1.6	27.5%

OPPONENT DRIVE EFFICIENCY

				DRIVES ENDED BY...											
GAME		QUARTERBACK	DRIVES	TD	FG	MFG	PUNT	DOWN	INT	FUM	SAF	CLOCK	PTS	PTS/DR	DR %
Sep 13	Was	Jayden Daniels	12	3	1	1	6	0	0	0	0	1	22	1.8	33.3%
Sep 20	at Ten	Cam Ward	9	2	2	0	4	0	0	0	0	1	20	2.2	44.4%
Sep 28	at Chi	Case Keenum	9	3	2	0	2	1	0	0	0	1	27	3.0	55.6%
Oct 4	LAR	Matthew Stafford	14	3	1	1	4	1	2	0	0	2	24	1.7	28.6%
Oct 11	at Jax	Trevor Lawrence	12	2	2	0	5	2	1	0	0	0	19	1.6	33.3%
Oct 18	Car	Bryce Young	12	3	2	0	5	0	0	0	0	2	25	2.1	41.7%
Oct 26	Dal	Dak Prescott	9	4	3	0	2	0	0	0	0	0	38	4.2	77.8%
Nov 1	at Was	Jayden Daniels	11	2	4	1	3	0	0	1	0	0	27	2.5	54.5%
Nov 8	NYG	J.J. McCarthy	11	0	4	0	6	0	0	0	0	1	12	1.1	36.4%
		Jameis Winston	1	1	0	0	0	0	0	0	0	0	7	7.0	100.0%
Nov 22	Pit	Aaron Rodgers	11	1	3	0	6	1	0	0	0	0	16	1.5	36.4%
Nov 26	at Dal														
Dec 6	at Ari														
Dec 13	Ind														
Dec 19	Sea														
Dec 24	Hou														
Jan 3	at SF														
TBD	at NYG														
		TOTAL	111	24	24	3	43	5	3	1	0	8	237	2.2	45.1%

EAGLES THIRD DOWNS

GAME		1	2	3	4	5	6	7	8	9	10+	TOTAL
Sep 13	Was	0-0	1-2	0-1	0-0	2-2	1-3	0-0	0-1	0-0	2-5	**6-14**
Sep 20	at Ten	1-1	0-0	0-0	2-2	2-2	2-3	0-0	1-3	0-1	3-6	**11-18**
Sep 28	at Chi	2-2	0-1	0-0	0-0	0-1	0-0	0-0	0-0	0-1	0-4	**2-9**
Oct 4	LAR	0-1	0-2	0-0	0-2	0-1	0-1	0-0	0-0	0-0	0-5	**0-12**
Oct 11	at Jax	0-0	0-0	1-4	0-0	1-1	0-0	0-0	1-1	0-2	3-7	**6-15**
Oct 18	Car	2-2	0-0	0-0	1-1	1-1	1-2	1-1	0-1	0-0	0-7	**6-15**
Oct 26	Dal	0-0	0-0	0-0	2-3	2-2	0-1	0-0	0-0	0-0	1-6	**5-12**
Nov 1	at Was	1-1	1-2	0-1	1-4	0-0	0-1	1-1	1-1	0-0	0-4	**5-15**
Nov 8	NYG	1-1	0-2	1-1	0-0	0-1	1-2	1-2	1-3	0-0	0-6	**5-18**
Nov 22	Pit	0-0	0-1	0-0	0-1	0-0	1-2	0-0	0-2	0-0	3-7	**4-13**
Nov 26	at Dal											
Dec 6	at Ari											
Dec 13	Ind											
Dec 19	Sea											
Dec 24	Hou											
Jan 3	at SF											
TBD	at NYG											
TOTALS		**7-8**	**2-10**	**2-7**	**6-13**	**8-11**	**6-15**	**3-4**	**4-12**	**0-4**	**12-57**	**50-141**
		87.5%	**20.0%**	**28.6%**	**46.2%**	**72.7%**	**40.0%**	**75.0%**	**33.3%**	**0.0%**	**21.1%**	**35.5%**

OPPONENT THIRD DOWNS

GAME		1	2	3	4	5	6	7	8	9	10+	TOTAL
Sep 13	Was	2-3	0-1	0-0	0-0	0-0	1-1	0-1	0-0	0-2	2-7	**5-15**
Sep 20	at Ten	3-3	0-0	0-0	0-0	1-2	0-0	0-0	0-0	0-1	2-7	**6-13**
Sep 28	at Chi	1-2	2-2	0-2	0-0	1-2	0-1	0-0	0-0	0-1	1-3	**5-13**
Oct 4	LAR	2-3	2-2	1-1	0-0	0-1	1-1	0-1	0-0	1-1	0-6	**7-16**
Oct 11	at Jax	0-1	2-2	0-0	1-2	0-1	0-0	1-3	0-1	0-1	1-5	**5-16**
Oct 18	Car	5-7	0-0	0-0	0-1	0-0	0-1	0-0	1-2	0-1	1-5	**7-17**
Oct 26	Dal	1-1	2-2	2-3	0-0	0-0	0-0	0-0	1-4	2-2	0-1	**8-13**
Nov 1	at Was	1-2	0-1	0-1	2-3	0-0	2-3	0-1	0-0	0-1	0-1	**5-13**
Nov 8	NYG	0-0	0-1	0-0	0-1	3-3	0-1	0-0	0-2	0-1	3-8	**6-17**
Nov 22	Pit	1-1	0-0	2-3	0-1	0-1	1-1	0-3	0-3	0-1	1-3	**5-17**
Nov 26	at Dal											
Dec 6	at Ari											
Dec 13	Ind											
Dec 19	Sea											
Dec 24	Hou											
Jan 3	at SF											
TBD	at NYG											
TOTALS		**16-23**	**8-11**	**5-10**	**3-8**	**5-10**	**5-9**	**1-9**	**2-12**	**3-12**	**11-46**	**59-150**
		69.6%	**72.7.0%**	**50.0%**	**37.5%**	**50.0%**	**55.5%**	**11.1%**	**16.7%**	**25.0%**	**23.9%**	**39.3%**

TAKEAWAYS

GAME		TURNOVER	STARTING LOS	POINT OF TURNOVER	RESULTING LOS	QUARTER	RESULT (POINTS)
Oct 4	LAR	A. Mukuba INT (M. Stafford)	LA 30	LA 49	LA 28	1	Field Goal (3)
		C. DeJean INT (M. Stafford)	LA 28	PHI 40	LA 35	2	Touchdown (7)
Oct 11	at Jax	Q. Mitchell INT (T. Lawrence)	JAX 46	PHI 26	PHI 26	3	Punt (0)
Nov 1	at Was	Z. Baun FR (C. Okonkwo)	WAS 10	WAS 21	WAS 26	1	Touchdown (7)
Nov 8	NYG	(ST) R. Underwood FR (C. Jones)	PHI 14	NYG 42	NYG 47	2	Fumble (0)
TOTALS: 5 takeaways resulting in 17 points							

L.O.S. Line of scrimmage ***** Red zone play **+** Touchdown return **(ST)** Special teams play **(TB)** Touchback **(OFF)** Offensive recovery

GIVEAWAYS

GAME		TURNOVER	STARTING LOS	POINT OF TURNOVER	RESULTING LOS	QUARTER	RESULT (POINTS)
Sep 20	at Ten	*A. Hooker INT (J. Hurts)	TEN 8	TEN -2	PHI 10	1	Touchdown (7)
		M. Harris INT (J. Hurts)	TEN 44	TEN 14	TEN 17	4	Field Goal (3)
Sep 28	at Chi	X. Woods FR (T. Bigsby)	PHI 10	PHI 15	PHI 15	1	Downs (0)
		*D. Thieneman INT (A. Dalton) (TB)	CHI 2	CHI -9	CHI 20	2	Field Goal (3)
		T. Edwards INT (J. Hurts)	CHI 46	CHI 42	CHI 42	3	Touchdown (7)
Oct 26	Dal	D. Overshown INT (T. McKee)	DAL 32	DAL 30	DAL 34	4	Punt (0)
Nov 1	at Was	C. Omenihu FR (T. McKee)	WAS 37	WAS 44	WAS 40	3	Field Goal (3)
		R. Douglas INT (T. McKee)	PHI 28	WAS 41	PHI 37	4	Touchdown (7)
Nov 8	NYG	M. McFadden FR (J. Milton)	NYG 42	50	50	2	Punt (0)
Nov 22	PIT	(ST) C. Bruener FR (J. Blue)	PIT 35	PHI 29	PHI 24	3	Field Goal (3)
TOTALS: 10 giveaways resulting in 33 points							

L.O.S. Line of scrimmage ***** Red zone play **+** Touchdown return **(ST)** Special teams play **(TB)** Touchback **(OFF)** Offensive recovery

EAGLES 20+ YARD PLAYS

PASSING (20+ YARDS)			RUSHING (20+ YARDS)	
64	Jalen Hurts to Dontayvion Wicks (9/13/26)		42	Saquon Barkley (9/13/26)
62	Jalen Hurts to Darius Cooper (10/11/26)		38	Saquon Barkley (11/22/26)
43	Jalen Hurts to Dallas Goedert (9/13/26)		30	Jalen Hurts (9/28/26)
38	Joe Milton to Dallas Goedert (11/22/26)		29	Saquon Barkley (10/26/26)
34	Tanner McKee to Eli Stowers (11/1/26)		24	Joe Milton (11/8/26)
31	Jalen Hurts to DeVonta Smith (9/13/26)		22	Jalen Hurts (9/13/26)
30	Jalen Hurts to DeVonta Smith (9/28/26)			
29	Joe Milton to Darius Cooper (11/22/26)			
27	Jalen Hurts to Dontayvion Wicks (9/20/26)			
26	Tanner McKee to DeVonta Smith (10/18/26)			
24	Tanner McKee to Saquon Barkley (11/1/26)			
23	Jalen Hurts to Darius Cooper (9/20/26)			
22	Jalen Hurts to DeVonta Smith (9/20/26)			
22	Jalen Hurts to Dontayvion Wicks (10/4/26)			
21	Tanner McKee to Makai Lemon (10/26/26)			
20	Jalen Hurts to Dontayvion Wicks (9/20/26)			
20	Tanner McKee to Makai Lemon (11/1/26)			
20	Joe Milton to Darius Cooper (11/8/26)			

OPPONENT 20+ YARD PLAYS

PASSING (20+ YARDS)			RUSHING (20+ YARDS)	
53	Jayden Daniels to Treylon Burks (11/1/26)		34	Javonte Williams (10/26/26)
51	Trevor Lawrence to Parker Washington (10/11/26)		33	Rachaad White (11/1/26)
41	Case Keenum to Kalif Raymond (9/28/26)		27	Tyjae Spears (9/20/26)
41	Cam Ward to Elic Ayomanor (9/20/26)		20	Chuba Hubbard (10/18/26)
35	Dak Prescott to Ryan Flournoy (10/26/26)			
33	Jayden Daniels to Antonio Williams (9/13/26)			
33	Aaron Rodgers to Roman Wilson (11/22/26)			
32	Matthew Stafford to Puka Nacua (10/4/26)			
32	Trevor Lawrence to Josh Cameron (10/11/26)			
32	Bryce Young to Jalen Coker (10/18/26)			
30	Dak Prescott to CeeDee Lamb (10/26/26)			
30	Jayden Daniels to Antonio Williams (9/13/26)			
28	Cam Ward to Elic Ayomanor (9/20/26)			
28	Matthew Stafford to Puka Nacua (10/4/26)			
28	Bryce Young to Tetairoa McMillan (10/18/26)			
27	Cam Ward to Tyjae Spears (9/20/26)			
27	Trevor Lawrence to Brenton Strange (10/11/26)			
27	Trevor Lawrence to Parker Washington (10/11/26)			
27	Bryce Young to David Moore (10/18/26)			
27	JJ McCarthy to Isaiah Likely (11/8/26)			
27	Jameis Winston to Darnell Mooney (11/8/26)			
25	Cam Ward to Calvin Ridley (9/20/26)			
25	Case Keenum to Luther Burden III (9/28/26)			
22	Case Keenum to Rome Odunze (9/28/26)			
22	Matthew Stafford to Kyren Williams (10/4/26)			
22	JJ McCarthy to Malik Nabers (11/8/26)			
21	Bryce Young to Tetairoa McMillan (10/18/26)			
21	Bryce Young to Tetairoa McMillan (10/18/26)			
21	Dak Prescott to George Pickens (10/26/26)			
21	Dak Prescott to George Pickens (10/26/26)			
21	Jayden Daniels to Treylon Burks (11/1/26)			
21	Jayden Daniels to Chigoziem Okonkwo (11/1/26)			
20	Matthew Stafford to Tyler Higbee (10/4/26)			
20	Jayden Daniels to Stefon Diggs (11/1/26)			
20	Aaron Rodgers to Max Hurleman (11/22/26)			



RECORD BOOK

FRONT OFFICE & COACHING STAFF

PLAYER BIOS

ROSTER BREAKDOWN

2025 EAGLES STATISTICS

RECORD BOOK

NFL STATISTICS

OFF THE FIELD

SEASONS PLAYED

Rk	Player	Seasons
1.	Brandon Graham (DE) (2010-25)	16
2t.	Lane Johnson (2013-26)	14
	Chuck Bednarik (C/LB) (1949-62)	14
4t.	Jason Kelce (C) (2011-23)	13
	Brian Dawkins (S) (1996-2008)	13
	Harold Carmichael (WR) (1971-83)	13
	Frank "Bucko" Kilroy (OL/DL) (1943-55)	13
	Vic Sears (DT) (1941-53)	13
9t.	Fletcher Cox (DT) (2012-23)	12
	Jason Peters (T) (2009-20)	12
	David Akers (K) (1999-2010)	12
	Jerry Sisemore (T) (1973-84)	12
	Bobby Walston (WR/K) (1951-62)	12

GAMES PLAYED

Rk	Player	Games
1.	Brandon Graham (DE) (2010-25)	215
2.	Jason Kelce (C) (2011-23)	193
3t.	Fletcher Cox (DT) (2012-23)	188
	David Akers (K) (1999-2010)	188
5.	Brian Dawkins (S) (1996-2008)	183
6.	Harold Carmichael (WR) (1971-83)	180
7.	Brent Celek (TE) (2007-17)	175
8.	Lane Johnson (T) (2013-26)	171
9.	Chuck Bednarik (C/LB) (1949-62)	169
10.	Tra Thomas (T) (1998-2008)	166
11.	Jon Dorenbos (LS) (2006-16)	162
12.	Randy Logan (S) (1973-83)	159
13.	Guy Morriss (C) (1973-83)	158
14.	**Jake Elliott (K) (2017-)**	**157**
15.	Jerry Sisemore (T) (1973-84)	156
16.	Trent Cole (DE/LB) (2005-14)	155
17t.	Jason Peters (T) (2009-20)	148
	Donovan McNabb (QB) (1999-2009)	148
	Ken Clarke (DT) (1978-87)	148
	Bobby Walston (WR/K) (1951-62)	148



CHUCK BEDNARIK

CONSECUTIVE GAMES PLAYED

Rk	Player	Games
1t.	Jon Dorenbos (LS) (2006-16)	162
	Harold Carmichael (WR) (1971-83)	162
3.	Randy Logan (S) (1973-83)	159
4t.	Jason Kelce (C) (2014-23)	156
	Bobby Walston (WR/K) (1951-62)	148
6.	Jon Runyan (T) (2000-08)	144
7.	Ken Clarke (DT) (1977-87)	139
8.	Herman Edwards (DB) (1977-85)	135
9.	Frank LeMaster (LB) (1974-82)	129
10.	Sheldon Brown (CB) (2002-09)	128

CONSECUTIVE GAMES STARTED

Rk	Player	Games
1.	Jason Kelce (C) (2014-23)	156
2.	Jon Runyan (T) (2000-08)	144
3.	Herman Edwards (DB) (1977-85)	135
4.	Jerry Sisemore (T) (1974-82)	127
5.	Reggie White (DE) (1985-92)	120

GAMES PLAYED BY POSITION

QUARTERBACK

Rk	Player	Games
1.	Donovan McNabb (1999-2009)	148
2.	Ron Jaworski (1977-86)	142
3.	Randall Cunningham (1985-95)	122
4.	**Jalen Hurts (2020-)**	**98**
5.	Norm Snead (1964-70)	85

RUNNING BACK

Rk	Player	Games
1.	Tom Woodeshick (1963-71)	111
2.	Brian Westbrook (2002-09)	107
3.	Keith Byars (1986-92)	105
4.	Wilbert Montgomery (1977-84)	100
5.	Duce Staley (1997-2003)	98

WIDE RECEIVER/TIGHT END

Rk	Player	Games
1.	Harold Carmichael (1971-83)	180
2.	Brent Celek (2007-17)	175
3.	Bobby Walston (1951-62)	148
4.	Pete Retzlaff (1956-66)	132
5.	**Zach Ertz (2013-21, '26-)**	**127**

OFFENSIVE LINE

Rk	Player	Games
1.	Jason Kelce (2011-23)	193
2.	Lane Johnson (2013-26)	171
3.	Chuck Bednarik (1949-62)	169
4.	Tra Thomas (1998-2008)	166
5.	Guy Morriss (1973-83)	158

DEFENSIVE LINE

Rk	Player	Games
1.	Brandon Graham (2010-25)	215
2.	Fletcher Cox (2012-23)	188
3.	Trent Cole (2005-14)	155
4.	Ken Clarke (1978-87)	148
5.	Vic Sears (1941-53)	131

LINEBACKER

Rk	Player	Games
1.	Chuck Bednarik (1949-62)	169
2.	William Thomas (1991-99)	140
3.	John Bunting (1972-82)	132
4.	Frank LeMaster (1974-82)	129
5.	Seth Joyner (1986-93)	120

DEFENSIVE BACK

Rk	Player	Games
1.	Brian Dawkins (1996-2008)	183
2.	Randy Logan (1973-83)	159
3t.	Andre Waters (1984-93)	137
	Wes Hopkins (1983-93)	137
5.	Herman Edwards (1977-85)	135

KICKER

Rk	Player	Games
1.	David Akers (1999-2010)	188
2.	**Jake Elliott (2017-)**	**157**
3.	Bobby Walston (1951-62)	148
4.	Sam Baker (1964-69)	82
5.	Tony Franklin (1979-83)	73

PUNTER

Rk	Player	Games
1.	Donnie Jones (2013-17)	80
2.	Max Runager (1979-83, '89)	72
3.	Sean Landeta (1999-2002, '05)	65
4t.	Sav Rocca (2007-10)	64
	Tom Hutton (1995-98)	64
	Jeff Feagles (1990-93)	64

POINTS

Rk	Player	G	TD	XPM	XPA	FGM	FGA	2PT	Pts
1.	David Akers (1999-2010)	188	0	441	447	294	357	0	1,323
2.	**Jake Elliott (2017-)**	**157**	**0**	**377**	**391**	**227**	**270**	**0**	**1,058**
3.	Bobby Walston (WR/K) (1951-62)	148	46	365	383	80	157	0	881
4.	Sam Baker (1964-69)	82	0	205	213	90	153	0	475
5.	Harold Carmichael (WR) (1971-83)	180	79	0	0	0	0	0	474
6.	Steve Van Buren (B) (1944-51)	83	77	2	2	0	0	0	464
7.	Tony Franklin (1979-83)	73	0	172	182	80	128	0	412
8.	Brian Westbrook (RB) (2002-09)	107	68	0	0	0	0	1	410
9.	Tommy McDonald (FL) (1957-63)	88	67	0	0	0	0	0	402
10.	Paul McFadden (1984-87)	60	0	117	119	91	124	0	390
11.	Roger Ruzek (1989-93)	58	0	139	151	81	108	0	382
12.	Pete Pihos (E) (1947-55)	107	63	0	0	0	0	0	378
13.	Timmy Brown (B) (1960-67)	96	62	0	0	0	0	0	372
14.	Mike Quick (WR) (1982-90)	101	61	0	0	0	0	0	366
15.	Wilbert Montgomery (RB) (1977-84)	100	58	0	0	0	0	0	348
16.	Alex Henery (2011-13)	48	0	116	117	74	86	0	338
17.	LeSean McCoy (RB) (2009-14)	90	54	0	0	0	0	1	326
18t.	Tom Dempsey (1971-74)	47	0	84	90	66	108	0	282
	Pete Retzlaff (E) (1956-66)	132	47	0	0	0	0	0	282
20.	DeSean Jackson (WR) (2008-13, '19-20)	95	42	0	0	0	0	0	252

TOUCHDOWNS

Rk	Player	TD
1.	Harold Carmichael (WR) (1971-83)	79
2.	Steve Van Buren (B) (1944-51)	77
3.	Brian Westbrook (RB) (2002-09)	68
4.	Tommy McDonald (FL) (1957-63)	67
5.	**Jalen Hurts (QB) (2020-)**	**64**
6.	Pete Pihos (E) (1947-55)	63
7.	Timmy Brown (B) (1960-67)	62
8.	Mike Quick (WR) (1982-90)	61
9.	Wilbert Montgomery (RB) (1977-84)	58
10.	LeSean McCoy (RB) (2009-14)	54



DAVID AKERS

FIELD GOALS MADE

Rk	Player	FGM
1.	David Akers (1999-2010)	294
2.	**Jake Elliott (2017-)**	**227**
3.	Paul McFadden (1984-87)	91
4.	Sam Baker (1964-69)	90
5.	Roger Ruzek (1989-93)	81
6t.	Tony Franklin (1979-83)	80
	Bobby Walston (WR/K) (1951-62)	80
8.	Alex Henery (2011-13)	74
9.	Tom Dempsey (1971-74)	66
10.	Caleb Sturgis (2015-17)	56

PATs MADE

Rk	Player	XPM
1.	David Akers (1999-2010)	441
2t.	**Jake Elliott (2017-)**	**377**
	Bobby Walston (WR/K) (1951-62)	365
4.	Sam Baker (1964-69)	205
5.	Tony Franklin (1979-83)	172
6.	Cliff Patton (1946-50)	160
7.	Roger Ruzek (1989-93)	139
8.	Paul McFadden (1984-87)	117
9.	Alex Henery (2011-13)	116
10.	Roy Zimmerman (1943-46)	89

FIELD GOAL ATTEMPTS

Rk	Player	FGA
1.	David Akers (1999-2010)	357
2.	**Jake Elliott (2017-)**	**270**
3.	Bobby Walston (WR/K) (1951-62)	157
4.	Sam Baker (1964-69)	153
5.	Tony Franklin (1979-83)	128
6.	Paul McFadden (1984-87)	124
7t.	Roger Ruzek (1989-93)	108
	Tom Dempsey (1971-74)	108
9.	Alex Henery (2011-13)	86
10.	Caleb Sturgis (2015-17)	66

PAT ATTEMPTS

Rk	Player	XPA
1.	David Akers (1999-2010)	447
2.	**Jake Elliott (2017-)**	**391**
3.	Bobby Walston (WR/K) (1951-62)	383
4.	Sam Baker (1964-69)	213
5.	Tony Franklin (1979-83)	182
6.	Cliff Patton (1946-50)	166
7.	Roger Ruzek (1989-93)	151
8.	Paul McFadden (1984-87)	119
9.	Alex Henery (2011-13)	117
10.	Roy Zimmerman (1943-46)	98

FIELD GOAL PERCENTAGE

Rk	Player	FG%
1.	**Jake Elliott (2017-)**	**84.1**
2.	David Akers (1999-2010)	82.4
3.	Roger Ruzek (1989-93)	75.0
4.	Paul McFadden (1984-87)	73.4
5.	Tony Franklin (1979-83)	62.5

ALL-TIME SCORING

TDs by rushing	1,201
TDs by reception	1,813
TDs by INT return	109
TDs by kickoff return	29
TDs by punt return	33
TDs by fumble return	88
TDs by blocked punt	12
FGs made	1,509

POINTS

Rk	Player	TD	XPM	XPA	FGM	FGA	2PT	Pts
1.	Cody Parkey (2014)	0	54	54	32	36	0	150
2.	David Akers (2008)	0	45	45	33	***40***	0	144
3.	David Akers (2010)	0	47	47	32	38	0	***143***
4.	David Akers (2009)	0	43	45	***32***	***37***	0	139
5t.	**Jake Elliott (2023)**	**0**	**45**	**46**	**30**	**32**	**0**	**135**
	Caleb Sturgis (2016)	0	30	31	35	41	0	135
7.	**Jake Elliott (2021)**	**0**	**44**	**44**	**30**	**33**	**0**	**134**
8.	David Akers (2002)	0	43	43	30	34	0	133
9.	**Jake Elliott (2024)**	**0**	**47**	**48**	**28**	**36**	**0**	**131**
10.	David Akers (2004)	0	41	42	27	32	0	122

Led NFL Led Conference

TOUCHDOWNS

Rk	Player	TD
1.	LeSean McCoy (2011)	20
2.	Steve Van Buren (1945)	18
3.	**Jalen Hurts (2023)**	**15**
4t.	**Jalen Hurts (2024)**	**14**
	Brian Westbrook (2008)	14
	Terrell Owens (2004)	14
	Wilbert Montgomery (1979)	14
	Steve Van Buren (1947)	14

CONSECUTIVE GAMES WITH TD

Rk	Player	Games
1.	LeSean McCoy (2011)	9
2.	Steve Van Buren (1947)	8
3t.	5x, last: Ricky Watters (1995)	6



JAKE ELLIOTT

FIELD GOALS MADE

Rk	Player	FGM
1.	Caleb Sturgis (2016)	35
2.	David Akers (2008)	33
3t.	Cody Parkey (2014)	32
	David Akers (2010)	32
	David Akers (2009)	32

FIELD GOAL ATTEMPTS

Rk	Player	FGA
1.	Caleb Sturgis (2016)	41
2t.	David Akers (2008)	40
	Tom Dempsey (1973)	40
4.	David Akers (2010)	38
5t.	David Akers (2009)	37
	Paul McFadden (1984)	37

FIELD GOAL PERCENTAGE

Rk	Player	FG%
1.	**Jake Elliott (2023)**	**93.8**
2.	**Jake Elliott (2021)**	**90.9**
3t.	Cody Parkey (2014)	88.9
	Alex Henery (2011)	88.9
5.	David Akers (2002)	88.2

CONSECUTIVE FIELD GOALS MADE

Rk	Player	FGM
1.	Alex Henery (2012)	22
2.	**Jake Elliott (2018-19)**	**20**
3t.	**Jake Elliott (2023-24)**	**18**
	Caleb Sturgis (2016)	18
5t.	**Jake Elliott (2021)**	**17**
	Cody Parkey (2014)	17
	Alex Henery (2011-12)	17
	David Akers (2009)	17
	David Akers (2001)	17
10t.	David Akers (2008)	15
	David Akers (2004)	15

PATs MADE

Rk	Player	XPM
1.	Cody Parkey (2014)	54
2.	**Jake Elliott (2022)**	**51**
3.	Cliff Patton (1948)	50
4t.	David Akers (2006)	48
	Tony Franklin (1980)	48

PAT ATTEMPTS

Rk	Player	XPA
1.	Cody Parkey (2014)	54
2.	**Jake Elliott (2022)**	**53**
3.	Cliff Patton (1948)	50
4t.	**Jake Elliott (2024)**	**48**
	David Akers (2006)	48
	Roger Ruzek (1990)	48
	Tony Franklin (1980)	48
	Bobby Walston (1953)	48

CONSECUTIVE PATs MADE

Rk	Player	XPM
1.	David Akers (2004-09)	173
2.	David Akers (2001-04)	153
3.	Cliff Patton (1947-49)	84



CODY PARKEY

SEASON RECORDS – min. 20 attempts

POINTS

Rk	Player	Pts
1.	Bobby Walston (WR/K) (10/17/54 at Washington)	25
2t.	Brian Westbrook (RB) (11/27/08 vs. Cardinals)	24
	Irving Fryar (WR) (10/20/96 vs. Dolphins)	24
	Wilbert Montgomery (RB) (10/7/79 vs. Washington)	24
	Wilbert Montgomery (RB) (9/10/78 at Washington)	24
	Ben Hawkins (FL) (9/28/69 vs. Steelers)	24
	Tommy McDonald (FL) (10/4/59 vs. Giants)	24
	Clarence Peaks (B) (11/16/58 vs. Cardinals)	24

TOUCHDOWNS

Rk	Player	TD
1t.	Brian Westbrook (RB) (11/27/08 vs. Cardinals)	4
	Irving Fryar (WR) (10/20/96 vs. Dolphins)	4
	Wilbert Montgomery (RB) (10/7/79 vs. Washington)	4
	Wilbert Montgomery (RB) (9/10/78 at Washington)	4
	Ben Hawkins (FL) (9/28/69 vs. Steelers)	4
	Tommy McDonald (FL) (10/4/59 vs. Giants)	4
	Clarence Peaks (B) (11/16/58 vs. Cardinals)	4

FIELD GOALS MADE

Rk	Player	FGM
1.	Tom Dempsey (11/12/72 at Oilers)	6
2t.	**Jake Elliott (1/8/23 vs. Giants)**	**5**
	Cody Parkey (11/23/14 vs. Titans)	5
	Alex Henery (10/6/13 at Giants)	5
	David Akers (11/18/01 at Cowboys)	5
	Gary Anderson (12/22/96 vs. Cardinals)	5
	Gary Anderson (10/1/95 at Saints)	5

FIELD GOAL ATTEMPTS

Rk	Player	FGA
1t.	Tom Dempsey (11/12/72 at Oilers)	7
	Sam Baker (12/5/65 vs. Cowboys)	7
3t.	Cody Parkey (11/23/14 vs. Titans)	6
	David Akers (10/3/04 at Bears)	6
	Tom Dempsey (10/7/73 at Bills)	6

LONGEST FIELD GOALS

Rk	Player	Yds
1t.	**Jake Elliott (9/14/23 vs. Vikings)**	**61**
	Jake Elliott (9/24/17 vs. Giants)	**61**
3t.	**Jake Elliott (11/26/23 vs. Bills)**	**59**
	Tony Franklin (11/12/79 at Cowboys)	59
5t.	**Jake Elliott (9/20/26 at Titans)**	**58**
	Jake Elliott (9/14/25 at Chiefs)	**58**
	Jake Elliott (9/4/25 vs. Cowboys)	**58**
	Jake Elliott (10/10/21 at Panthers)	**58**
9.	David Akers (9/14/03 vs. Patriots)	57
10t.	**Jake Elliott (10/4/26 vs. Rams)**	**56**
	Jake Elliott (9/10/23 at Patriots)	**56**
	Jake Elliott (1/1/23 vs. Saints)	**56**
	Jake Elliott (11/11/18 vs. Cowboys)	**56**



BOBBY WALSTON

PASSING YARDS

Rk	Player	G	Att	Cmp	Pct	Yds	Y/A	TD	INT	Lg	Rate
1.	Donovan McNabb (1999-2009)	148	4,746	2,801	59.0	32,873	6.9	216	100	91t	86.5
2.	Ron Jaworski (1977-86)	142	3,918	2,088	53.3	26,963	6.9	175	151	99t	74.0
3.	Randall Cunningham (1985-95)	122	3,362	1,874	55.7	22,877	6.8	150	105	95t	78.7
4.	**Jalen Hurts (2020-)**	**98**	**2,547**	**1,631**	**64.0**	**18,824**	**7.4**	**118**	**48**	**91**	**93.8**
5.	Carson Wentz (2016-20)	68	2,492	1,562	62.7	16,811	6.7	113	50	73t	89.2
6.	Norm Snead (1964-70)	85	2,236	1,154	51.6	15,672	7.0	111	124	87t	67.7
7.	Tommy Thompson (1941-50)	88	1,396	723	51.8	10,240	7.3	90	100	75t	67.4
8.	Michael Vick (2009-13)	54	1,300	773	59.5	9,984	7.7	57	33	91t	87.7
9.	Sonny Jurgensen (1957-63)	83	1,107	602	54.4	9,639	8.7	76	73	84	79.1
10.	Nick Foles (2012-14, '17-18)	40	1,189	748	62.9	8,703	7.3	58	23	83t	93.2
11.	Bobby Thomason (1952-57)	68	1,113	556	50.0	8,124	7.3	57	80	67t	61.2
12.	Norm Van Brocklin (1958-60)	36	998	542	54.3	7,497	7.5	55	51	91t	75.7
13.	Roman Gabriel (1973-77)	53	1,185	661	55.8	7,221	6.1	47	37	80t	74.2
14.	Adrian Burk (1951-56)	70	960	457	47.6	6,203	6.5	55	77	84t	54.4
15.	Rodney Peete (1995-98)	30	756	434	57.4	4,945	6.5	17	27	62	69.8
16.	Ty Detmer (1996-97)	21	645	372	57.7	4,478	6.9	22	19	57	78.2
17.	King Hill (1961-68)	71	635	325	51.2	4,308	6.8	29	51	92t	54.8
18.	Sam Bradford (2015)	14	532	346	65.0	3,725	7.0	19	14	78t	86.4
19.	Roy Zimmerman (1943-46)	41	435	190	43.7	3,219	7.4	30	43	75t	52.7
20.	Mark Sanchez (2014-15)	13	400	257	64.3	3,034	7.6	18	15	72	86.6

ATTEMPTS

Rk	Player	Att
1.	Donovan McNabb (1999-2009)	4,746
2.	Ron Jaworski (1977-86)	3,918
3.	Randall Cunningham (1985-95)	3,362
4.	**Jalen Hurts (2020-)**	**2,547**
5.	Carson Wentz (2016-20)	2,492
6.	Norm Snead (1964-70)	2,236
7.	Tommy Thompson (1941-50)	1,396
8.	Michael Vick (2009-13)	1,300
9.	Nick Foles (2012-14, '17-18)	1,189
10.	Roman Gabriel (1973-77)	1,185

COMPLETIONS

Rk	Player	Cmp
1.	Donovan McNabb (1999-2009)	2,801
2.	Ron Jaworski (1977-86)	2,088
3.	Randall Cunningham (1985-95)	1,874
4.	**Jalen Hurts (2020-)**	**1,631**
5.	Carson Wentz (2016-20)	1,562
6.	Norm Snead (1964-70)	1,154
7.	Michael Vick (2009-13)	773
8.	Nick Foles (2012-14, '17-18)	748
9.	Tommy Thompson (1941-50)	723
10.	Roman Gabriel (1973-77)	661

COMPLETION %

Rk	Player	Pct
1.	Sam Bradford (2015)	65.0
2.	**Jalen Hurts (2020-)**	**64.0**
3.	Nick Foles (2012-14, '17-18)	62.9
4.	Carson Wentz (2016-20)	62.7
5.	Michael Vick (2009-13)	59.5
6.	Donovan McNabb (1999-2009)	59.0
7.	Ty Detmer (1996-97)	57.7
8.	Rodney Peete (1995-98)	57.4
9.	Roman Gabriel (1973-77)	55.8
10.	Randall Cunningham (1985-95)	55.7

YARDS/ATTEMPT

Rk	Player	Y/A
1.	Sonny Jurgensen (1957-63)	8.7
2.	Michael Vick (2009-13)	7.7
3.	Norm Van Brocklin (1958-60)	7.5
4.	**Jalen Hurts (2020-)**	**7.4**
5t.	Nick Foles (2012-14, '17-18)	7.3
	Bobby Thomason (1952-57)	7.3
	Tommy Thompson (1941-50)	7.3
8t.	Sam Bradford (2015)	7.0
	Norm Snead (1964-70)	7.0
10t.	Donovan McNabb (1999-2009)	6.9
	Ty Detmer (1996-97)	6.9

TOUCHDOWNS

Rk	Player	TD
1.	Donovan McNabb (1999-2009)	216
2.	Ron Jaworski (1977-86)	175
3.	Randall Cunningham (1985-95)	150
4.	**Jalen Hurts (2020-)**	**118**
5.	Carson Wentz (2016-20)	113
6.	Norm Snead (1964-70)	111
7.	Tommy Thompson (1941-50)	90
8.	Sonny Jurgensen (1957-63)	76
9.	Nick Foles (2012-14, '17-18)	58
10t.	Michael Vick (2009-13)	57
	Bobby Thomason (1952-57)	57

TOUCHDOWN %

Rk	Player	TD%
1.	Sonny Jurgensen (1957-63)	6.9
2.	Tommy Thompson (1941-50)	6.4
3.	Adrian Burk (1951-56)	5.7
4.	Norm Van Brocklin (1958-60)	5.5
5.	Bobby Thomason (1952-57)	5.1
6.	Norm Snead (1964-70)	5.0
7.	Nick Foles (2012-14, '17-18)	4.9
8t.	**Jalen Hurts (2020-)**	**4.6**
	Donovan McNabb (1999-2009)	4.6
	King Hill (1961-68)	4.6

INTERCEPTIONS

Rk	Player	INT
1.	Ron Jaworski (1977-86)	151
2.	Norm Snead (1964-70)	124
3.	Randall Cunningham (1985-95)	105
4t.	Donovan McNabb (1999-2009)	100
	Tommy Thompson (1941-50)	100
6.	Bobby Thomason (1952-57)	80
7.	Adrian Burk (1951-56)	77
8.	Sonny Jurgensen (1957-63)	73
9t.	King Hill (1961-68)	51
	Norm Van Brocklin (1958-60)	51

INTERCEPTION %

Rk	Player	INT%
1t.	**Jalen Hurts (2020-)**	**1.9**
	Nick Foles (2012-14, '17-18)	1.9
3.	Carson Wentz (2016-20)	2.0
4.	Donovan McNabb (1999-2009)	2.1
5.	Michael Vick (2009-13)	2.5
6.	Sam Bradford (2015)	2.6
7.	Ty Detmer (1996-97)	3.0
8t.	Roman Gabriel (1973-77)	3.1
	Randall Cunningham (1985-95)	3.1
10.	Rodney Peete (1995-98)	3.6

PASSER RATING

Rk	Player	Rate
1.	**Jalen Hurts (2020-)**	**93.8**
2.	Nick Foles (2012-14, '17-18)	93.2
3.	Carson Wentz (2016-20)	89.2
4.	Michael Vick (2009-13)	87.7
5.	Donovan McNabb (1999-2009)	86.5
6.	Sam Bradford (2015)	86.4
7.	Sonny Jurgensen (1957-63)	79.1
8.	Randall Cunningham (1985-95)	78.7
9.	Ty Detmer (1996-97)	78.2
10.	Norm Van Brocklin (1958-60)	75.7

CAREER RECORDS – min. 500 attempts

PASSING YARDS

Rk	Player	Att	Cmp	Pct	Yds	Y/A	TD	INT	Lg	Rate
1.	Carson Wentz (2019)	607	388	63.9	4,039	6.7	27	7	53t	93.1
2.	Donovan McNabb (2008)	571	345	60.4	3,916	6.9	23	11	90t	86.4
3.	Donovan McNabb (2004)	469	300	64.0	3,875	8.3	31	8	80	104.7
4.	**Jalen Hurts (2023)**	**538**	**352**	**65.4**	**3,858**	**7.2**	**23**	**15**	**63**	**89.1**
5.	Randall Cunningham (1988)	560	301	53.8	3,808	6.8	24	16	80t	77.6
6.	Carson Wentz (2016)	607	379	62.4	3,782	6.2	16	14	73t	79.3
7.	Sam Bradford (2015)	532	346	65.0	3,725	7.0	19	14	78t	86.4
8.	Sonny Jurgensen (1961)	416	***235***	56.5	***3,723***	9.0	***32***	24	69	88.1
9.	**Jalen Hurts (2022)**	**460**	**306**	**66.5**	**3,701**	**8.0**	**22**	**6**	**68**	**101.6**
10.	Donovan McNabb (2009)	443	267	60.3	3,553	8.0	22	10	60t	92.9

Led NFL Led Conference

ATTEMPTS

Rk	Player	Att
1t.	Carson Wentz (2019)	607
	Carson Wentz (2016)	607
3.	Donovan McNabb (2008)	571
4.	Donovan McNabb (2000)	569
5.	Randall Cunningham (1988)	560

COMPLETIONS

Rk	Player	Cmp
1.	Carson Wentz (2019)	388
2.	Carson Wentz (2016)	379
3.	**Jalen Hurts (2023)**	**352**
4.	Sam Bradford (2015)	346
5.	Donovan McNabb (2008)	345

COMPLETION %

Rk	Player	Pct
1.	Carson Wentz (2018)	69.6
2.	**Jalen Hurts (2024)**	**68.7**
3.	**Jalen Hurts (2022)**	**66.5**
4.	**Jalen Hurts (2023)**	**65.4**
5.	**Jalen Hurts (2025)**	**64.8**

YARDS/ATTEMPT

Rk	Player	Y/A
1.	Nick Foles (2013)	9.1
2.	Sonny Jurgensen (1961)	9.0
3.	Sonny Jurgensen (1962)	8.9
4.	Norm Van Brocklin (1960)	8.7
5.	Donovan McNabb (2006)	8.4

TOUCHDOWNS

Rk	Player	TD
1.	Carson Wentz (2017)	33
2.	Sonny Jurgensen (1961)	32
3.	Donovan McNabb (2004)	31
4.	Randall Cunningham (1990)	30
5.	Norm Snead (1967)	29

TOUCHDOWN %

Rk	Player	TD%
1.	Nick Foles (2013)	8.5
2.	Norm Van Brocklin (1960)	8.5
3.	Sonny Jurgensen (1961)	7.7
4.	Carson Wentz (2017)	7.5
5.	Bobby Thomason (1953)	6.9

FEWEST INTERCEPTIONS

Rk	Player	INT
1.	Nick Foles (2013)	2
2t.	**Jalen Hurts (2024)**	**5**
	Nick Foles (2012)	5
	Bubby Brister (1993)	5
5t.	**Jalen Hurts (2025)**	**6**
	Jalen Hurts (2022)	**6**
	Michael Vick (2010)	6
	Donovan McNabb (2006)	6
	Donovan McNabb (2002)	6

INTERCEPTION %

Rk	Player	INT%
1.	Nick Foles (2013)	0.6
2t.	**Jalen Hurts (2022)**	**1.2**
	Carson Wentz (2019)	1.2
4.	**Jalen Hurts (2025)**	**1.3**
5.	**Jalen Hurts (2024)**	**1.4**

PASSER RATING

Rk	Player	Rate
1.	Nick Foles (2013)	119.2
2.	Donovan McNabb (2004)	104.7
3.	**Jalen Hurts (2024)**	**103.7**
4.	Carson Wentz (2018)	102.2
5.	Carson Wentz (2017)	101.9

LONGEST PASSING PLAYS

Rk	Player	Yds
1.	Ron Jaworski to Mike Quick (11/10/1985 vs. Falcons)	***99t***
2.	Randall Cunningham to Fred Barnett (12/2/1990 at Bills)	95t
3.	Randall Cunningham to Herschel Walker (9/4/1994 at Giants)	93
4.	King Hill to Ben Hawkins (9/22/1968 vs. Giants)	92t
5t.	**Jalen Hurts to Quez Watkins (9/19/21 vs. 49ers)**	**91**
	Michael Vick to DeSean Jackson (12/12/2010 at Cowboys)	91t
	Donovan McNabb to Terrell Owens (10/30/2005 at Broncos)	91t
	Norm Van Brocklin to T. McDonald (10/5/1958 vs. Giants)	91t
9t.	Donovan McNabb to Hank Baskett (9/7/2008 vs. Rams)	90t
	Ron Jaworski to Mike Quick (10/28/1984 vs. Cardinals)	90t

NFL Record (tied)

CONSECUTIVE COMPLETIONS

Rk	Player	Cmp
1.	Nick Foles (12/30/18 at Washington)	***25***
2.	Donovan McNabb (11/28/04 at Giants - 12/5/04 vs. Packers)	24
3.	Donovan McNabb (9/23/07 vs. Lions)	18
4.	**Jalen Hurts (10/29/23 at Washington)**	**17**
5t.	Carson Wentz (12/15/19 at Washington)	15
	Carson Wentz (10/21/18 vs. Panthers)	15
	Donovan McNabb (9/21/08 vs. Steelers)	15

NFL Record (tied) Most consecutive completions to start a game by Eagles QB

PASSING YARDS

Rk	Player	Yds
1.	Nick Foles (12/23/18 vs. Texans)	471
2.	Donovan McNabb (12/5/04 vs. Packers)	464
3.	Donovan McNabb (11/15/09 at Chargers)	450
4.	Randall Cunningham (9/17/89 at Washington)	447
5.	Bobby Thomason (11/8/53 vs. Giants)	437
6.	Sonny Jurgensen (10/29/61 at Washington)	436
7t.	Nick Foles (12/15/13 at Vikings)	428
	Michael Vick (9/15/13 vs. Chargers)	428
9.	Sonny Jurgensen (12/16/62 at Cardinals)	419
10.	Michael Vick (10/2/11 vs. 49ers)	416
11.	Nick Foles (10/26/14 at Cardinals)	411
12.	Nick Foles (11/3/13 at Raiders)	406
13.	Sonny Jurgensen (12/17/61 at Lions)	403
14.	Randall Cunningham (10/2/89 at Bears)	401
15.	Vince Young (11/27/11 vs. Patriots)	400

ATTEMPTS

Rk	Player	Att
1t.	Nick Foles (10/26/14 at Cardinals)	62
	Randall Cunningham (10/2/89 at Bears)	62
3.	Carson Wentz (12/4/16 at Bengals)	60
4.	Donovan McNabb (11/16/08 at Bengals)	58
5.	Sonny Jurgensen (9/23/62 vs. Giants)	57

COMPLETIONS

Rk	Player	Cmp
1t.	Sam Bradford (12/26/15 vs. Washington)	37
	Mark Sanchez (12/20/14 at Washington)	37
3t.	Carson Wentz (12/4/16 at Bengals)	36
	Sam Bradford (9/14/15 at Falcons)	36
	Nick Foles (10/26/14 at Cardinals)	36

COMPLETION PERCENTAGE

Rk	Player	Pct
1.	Nick Foles (12/30/18 at Washington)	84.9
2.	Nick Foles (12/22/13 vs. Bears)	84.0
3.	Rodney Peete (9/15/96 vs. Lions)	83.3
4t.	Nate Sudfeld (12/31/17 vs. Cowboys)	82.6
	Jeff Garcia (11/26/06 at Colts)	82.6

YARDS PER ATTEMPT

Rk	Player	Y/A
1.	Sonny Jurgensen (11/25/62 vs. Cowboys)	16.3
2.	Sonny Jurgensen (11/26/61 vs. Cowboys)	15.3
3.	Donovan McNabb (9/23/07 vs. Lions)	14.7
4.	Nick Foles (11/3/13 at Raiders)	14.5
5.	Randall Cunningham (10/24/94 vs. Texans)	12.9

PASSER RATING

Rk	Player	Rate
1t.	**Jalen Hurts (10/19/25 at Vikings)**	**158.3**
	Nick Foles (11/3/13 at Raiders)	158.3
	Donovan McNabb (9/23/07 vs. Lions)	158.3
4.	Donovan McNabb (10/11/09 vs. Buccaneers)	157.2
5.	Randall Cunningham (9/13/92 at Cardinals)	156.6

TOUCHDOWNS

Rk	Player	TD
1t.	Nick Foles (11/3/13 at Raiders)	***7***
	Adrian Burk (10/17/54 at Washington)	***7***
3t.	Donovan McNabb (9/18/05 vs. 49ers)	5
	Donovan McNabb (12/5/04 vs. Packers)	5
	Randall Cunningham (9/17/89 at Washington)	5
	Norm Snead (9/28/69 vs. Steelers)	5
	Sonny Jurgensen (12/16/62 at Cardinals)	5
	Sonny Jurgensen (11/26/61 vs. Cowboys)	5
	Adrian Burk (11/28/54 vs. Washington)	5

NFL Record (tied)

400+ PASSING YARDS

400+ YARD PASSING GAMES, Career

Rk	Player	Games
1.	Nick Foles (2012-14, '17-18)	4
2t.	Michael Vick (2009-13)	3
	Randall Cunningham (1985-95)	3
	Sonny Jurgensen (1957-63)	3
5.	Donovan McNabb (1999-2009)	2

Includes playoff games

400+ YARD PASSING GAMES, Season

Rk	Player	Games
1t.	Nick Foles (2013)	2
	Randall Cunningham (1989)	2
	Sonny Jurgensen (1961)	2

Regular season only

300+ PASSING YARDS

300+ YARD PASSING GAMES, Career

Rk	Player	Games
1.	Donovan McNabb (1999-2009)	30
2.	Carson Wentz (2016-20)	19
3.	**Jalen Hurts (2020-)**	**15**
4.	Randall Cunningham (1985-95)	13
5t.	Nick Foles (2012-14, '17-18)	12
	Ron Jaworski (1977-86)	12

Includes playoff games

300+ YARD PASSING GAMES, Season

Rk	Player	Games
1t.	Carson Wentz (2019)	5
	Carson Wentz (2018)	5
	Sam Bradford (2015)	5
	Donovan McNabb (2004)	5
	Sonny Jurgensen (1961)	5

Regular season only

CONSECUTIVE 300+ YARD PASSING GAMES

Rk	Player	Games
1t.	Sam Bradford (2015)	3
	Nick Foles (2014)	3
	Mark Sanchez (2014)	3
	Michael Vick (2011-12)	3
	Donovan McNabb (2005)	3

Regular season only

300+ YARD PASSING GAMES (TDs/INTs)

10/19/25	**Jalen Hurts at Vikings (W)**	**326 (3/0)**
09/22/24	**Jalen Hurts at Saints (W)**	**311 (0/1)**
12/25/23	**Jalen Hurts at Giants (W)**	**301 (1/1)**
10/29/23	**Jalen Hurts at Commanders (W)**	**319 (4/0)**
10/08/23	**Jalen Hurts vs. Rams (W)**	**303 (1/1)**
10/01/23	**Jalen Hurts vs. Commanders (W)**	**319 (2/0)**
02/12/23	***Jalen Hurts vs. Chiefs (L)***	***304 (1/0)***
12/24/22	Gardner Minshew at Cowboys (L)	355 (2/2)
12/18/22	**Jalen Hurts at Bears (W)**	**315 (0/2)**
12/4/22	**Jalen Hurts vs. Titans (W)**	**380 (3/0)**
09/25/22	**Jalen Hurts at Commanders (W)**	**340 (3/0)**
09/19/22	**Jalen Hurts vs. Vikings (W)**	**333 (1/1)**
10/03/21	**Jalen Hurts vs. Chiefs (L)**	**387 (2/0)**
09/27/21	**Jalen Hurts at Cowboys (L)**	**326 (2/2)**
12/27/20	**Jalen Hurts at Cowboys (L)**	**342 (1/2)**
12/20/20	**Jalen Hurts at Cardinals (L)**	**338 (3/0)**
10/22/20	Carson Wentz vs. Giants (W)	359 (2/1)
12/22/19	Carson Wentz vs. Cowboys (W)	319 (1/0)
12/09/19	Carson Wentz vs. Giants (W)	325 (2/0)
12/01/19	Carson Wentz at Dolphins (L)	310 (3/1)
10/13/19	Carson Wentz at Vikings (L)	306 (2/1)
09/08/19	Carson Wentz vs. Washington (W)	313 (3/0)
12/23/18	Nick Foles vs. Texans (W)	471 (4/1)
12/03/18	Carson Wentz vs. Washington (W)	306 (2/1)
11/11/18	Carson Wentz vs. Cowboys (L)	360 (2/1)
10/21/18	Carson Wentz vs. Panthers (L)	310 (2/0)
10/07/18	Carson Wentz vs. Vikings (L)	311 (2/0)
09/30/18	Carson Wentz at Titans (L)	348 (2/0)
09/16/18	Nick Foles at Buccaneers (L)	334 (1/0)
02/04/18	*Nick Foles at Patriots (W)*	*373 (3/1)*
01/21/18	*Nick Foles vs. Vikings (W)*	*352 (3/0)*
12/03/17	Carson Wentz at Seahawks (L)	348 (1/1)
10/08/17	Carson Wentz vs. Cardinals (W)	304 (4/1)
09/17/17	Carson Wentz at Chiefs (L)	333 (2/1)
09/10/17	Carson Wentz at Washington (W)	307 (2/1)
12/11/16	Carson Wentz* vs. Washington (L)	314 (1/1)
12/04/16	Carson Wentz* at Bengals (L)	308 (1/3)
11/06/16	Carson Wentz* at Giants (L)	364 (0/2)
09/25/16	Carson Wentz* vs. Steelers (W)	301 (2/0)
01/03/16	Sam Bradford at Giants (W)	320 (2/1)
12/26/15	Sam Bradford vs. Washington (L)	380 (1/0)
12/20/15	Sam Bradford vs. Cardinals (L)	361 (2/2)
10/11/15	Sam Bradford vs. Saints (W)	333 (2/2)
09/14/15	Sam Bradford at Falcons (L)	336 (1/2)
12/20/14	Mark Sanchez at Washington (L)	374 (2/1)
11/23/14	Mark Sanchez vs. Titans (W)	307 (1/2)
11/16/14	Mark Sanchez at Packers (L)	346 (2/2)
11/10/14	Mark Sanchez vs. Panthers (W)	332 (2/0)
10/26/14	Nick Foles at Cardinals (L)	411 (2/2)
09/21/14	Nick Foles vs. Washington (W)	325 (3/0)
09/15/14	Nick Foles at Colts (W)	331 (1/1)
09/07/14	Nick Foles vs. Jaguars (W)	322 (2/1)
12/15/13	Nick Foles at Vikings (L)	428 (3/1)
11/03/13	Nick Foles at Raiders (W)	406 (7/0)
09/15/13	Michael Vick vs. Chargers (L)	428 (2/0)
12/23/12	Nick Foles* vs. Washington (L)	345 (1/1)
12/09/12	Nick Foles* at Buccaneers (W)	381 (2/0)
10/14/12	Michael Vick vs. Lions (L)	311 (2/2)
09/16/12	Michael Vick vs. Ravens (W)	371 (1/2)
09/09/12	Michael Vick at Browns (W)	317 (2/4)
01/01/12	Michael Vick vs. Washington (W)	335 (3/1)
11/27/11	Vince Young vs. Patriots (L)	400 (1/1)
10/09/11	Michael Vick at Bills (L)	315 (2/4)
10/02/11	Michael Vick vs. 49ers (L)	416 (2/1)
12/02/10	Michael Vick vs. Texans (W)	302 (2/1)
11/28/10	Michael Vick at Bears (L)	333 (2/1)
11/15/10	Michael Vick at Washington (W)	333 (4/0)
10/17/10	Kevin Kolb vs. Falcons (W)	326 (3/1)
12/27/09	Donovan McNabb vs. Broncos (W)	322 (3/1)
12/20/09	Donovan McNabb vs. 49ers (W)	306 (1/2)
11/15/09	Donovan McNabb at Chargers (L)	450 (2/1)
09/27/09	Kevin Kolb vs. Chiefs (W)	327 (2/0)
09/20/09	Kevin Kolb vs. Saints (L) - first NFL start	391 (2/3)
01/18/09	*Donovan McNabb at Cardinals (L)*	*375 (3/1)*
01/04/09	*Donovan McNabb at Vikings (W)*	*300 (1/1)*
11/16/08	Donovan McNabb at Bengals (T)	339 (1/3)
11/02/08	Donovan McNabb at Seahawks (W)	349 (2/1)
09/07/08	Donovan McNabb vs. Rams (W)	361 (3/0)
12/30/07	Donovan McNabb vs. Bills (W)	345 (1/1)
11/25/07	A.J. Feeley at Patriots (L)	345 (3/3)
10/28/07	Donovan McNabb at Vikings (W)	333 (1/0)
09/23/07	Donovan McNabb vs. Lions (W)	381 (4/0)
12/31/06	A.J. Feeley vs. Falcons (W)	321 (3/0)
12/04/06	Jeff Garcia vs. Panthers (W)	312 (3/0)
10/22/06	Donovan McNabb at Buccaneers (L)	302 (3/3)
10/08/06	Donovan McNabb vs. Cowboys (W)	354 (2/0)
09/17/06	Donovan McNabb vs. Giants (L)	350 (2/0)
09/10/06	Donovan McNabb at Texans (W)	314 (3/1)
11/06/05	Donovan McNabb at Washington (L)	304 (1/1)
10/02/05	Donovan McNabb at Chiefs (W)	369 (3/1)
09/25/05	Donovan McNabb vs. Raiders (W)	365 (2/1)
09/18/05	Donovan McNabb vs. 49ers (W)	342 (5/0)
02/06/05	*Donovan McNabb vs. Patriots (L)*	*357 (3/3)*
12/05/04	Donovan McNabb vs. Packers (W)	464 (5/0)
11/15/04	Donovan McNabb at Cowboys (W)	345 (4/0)
10/24/04	Donovan McNabb at Browns (W)	376 (4/1)
09/26/04	Donovan McNabb at Lions (W)	356 (2/0)
09/12/04	Donovan McNabb vs. Giants (W)	330 (4/0)
11/16/03	Donovan McNabb vs. Giants (W)	314 (2/0)
11/02/03	Donovan McNabb at Falcons (W)	312 (1/0)
09/09/01	Donovan McNabb vs. Rams (L)	312 (2/1)
12/10/00	Donovan McNabb at Browns (W)	390 (4/0)
10/01/00	Donovan McNabb vs. Falcons (W)	311 (2/1)
11/30/97	Bobby Hoying vs. Bengals (W)	313 (4/1)
11/24/96	Ty Detmer at Cardinals (L)	322 (0/1)
11/10/96	Ty Detmer vs. Bills (L)	315 (2/1)
10/27/96	Ty Detmer vs. Panthers (W)	342 (1/1)
12/24/94	Bubby Brister at Bengals (L)	325 (1/0)
12/04/94	Randall Cunningham vs. Cowboys (L)	327 (2/1)
10/24/94	Randall Cunningham vs. Oilers (W)	310 (2/1)
09/12/94	Randall Cunningham vs. Bears (W)	311 (3/0)
09/04/94	Randall Cunningham at Giants (L)	344 (2/0)
01/03/94	Bubby Brister at 49ers (W)	350 (3/1)
09/19/93	Randall Cunningham vs. Washington (W)	360 (3/2)
12/13/92	Randall Cunningham at Seahawks (W)	365 (0/1)
11/10/91	Jim McMahon at Browns (W)	341 (3/1)
12/18/89	Randall Cunningham at Saints (L)	306 (2/2)
10/02/89	Randall Cunningham at Bears (L)	401 (1/4)
09/17/89	Randall Cunningham at Washington (W)	447 (5/1)
12/31/88	*Randall Cunningham at Bears (L)*	*407 (0/3)*
11/06/88	Randall Cunningham vs. Rams (W)	323 (3/0)
10/10/88	Randall Cunningham vs. Giants (W)	369 (3/0)
11/29/87	Randall Cunningham at Patriots (W)	314 (2/1)
10/11/87	Scott Tinsley at Cowboys (L)	338 (3/0)
12/15/85	Ron Jaworski at Chargers (L)	334 (1/3)
12/01/85	Ron Jaworski vs. Vikings (L)	320 (2/1)

300+ YARD PASSING GAMES (TDs/INTs)

11/03/85	Ron Jaworski at 49ers (L)	394 (1/3)
10/20/85	Ron Jaworski vs. Cowboys (W)	380 (1/0)
12/16/84	Joe Pisarcik at Falcons (L)	334 (1/0)
10/28/84	Ron Jaworski vs. Caridnals (L)	340 (2/3)
11/27/83	Ron Jaworski at Washington (L)	333 (3/1)
09/11/83	Ron Jaworski vs. Washington (L)	326 (1/2)
09/19/82	Ron Jaworski at Browns (W)	334 (2/1)
09/12/82	Ron Jaworski vs. Washington (L)	371 (2/0)
10/18/81	Ron Jaworski at Vikings (L)	330 (2/2)
12/21/80	Ron Jaworski at Cowboys (L)	331 (1/0)
11/09/80	Ron Jaworski at Saints (W)	323 (3/0)
12/16/73	Roman Gabriel at Washington (L)	302 (1/1)
12/02/73	Roman Gabriel at 49ers (L)	322 (2/1)
10/14/73	Roman Gabriel at Cardinals (W)	379 (3/0)
09/19/71	Pete Liske at Bengals (L)	301 (2/3)
09/28/69	Norm Snead vs. Steelers (W)	335 (5/1)
11/19/67	Norm Snead vs. Saints (W)	309 (4/2)
10/22/67	Norm Snead at Cardinals (L)	321 (2/2)
09/17/67	Norm Snead vs. Washington (W)	301 (2/0)
12/05/65	Norm Snead vs. Cowboys (L)	320 (0/1)
11/14/65	Norm Snead vs. Washington (W)	311 (0/1)
11/07/65	Norm Snead at Browns (L)	362 (3/2)
10/17/65	King Hill at Giants (L)	321 (3/4)
12/13/64	Norm Snead at Cardinals (L)	301 (3/2)
10/13/63	Sonny Jurgensen at Washington (W)	315 (4/2)
09/15/63	Sonny Jurgensen vs. Steelers (T)	322 (3/2)
12/16/62	Sonny Jurgensen at Cardinals (L)	419 (5/3)
11/25/62	Sonny Jurgensen vs. Cowboys (W)	342 (1/2)
09/23/62	Sonny Jurgensen vs. Giants (L)	396 (1/3)
12/17/61	Sonny Jurgensen at Lions (W)	403 (3/2)
12/10/61	Sonny Jurgensen vs. Giants (L)	367 (3/2)
11/26/61	Sonny Jurgensen vs. Cowboys (W)	351 (5/2)
10/29/61	Sonny Jurgensen at Washington (W)	436 (3/2)
10/01/61	Sonny Jurgensen vs. Cardinals (L)	399 (3/2)
11/16/58	Norm Van Brocklin vs. Cardinals (W)	318 (2/1)
10/01/55	Bobby Thomason vs. Washington (L)	349 (4/0)
11/28/54	Adrian Burk vs. Washington (W)	345 (5/1)
12/13/53	Bobby Thomason vs. Browns (W)	331 (3/0)
11/15/53	Bobby Thomason vs. Colts (W)	329 (3/5)
11/08/53	Bobby Thomason vs. Giants (W)	437 (4/1)
12/01/40	Davey O'Brien at Washington (L)	316 (1/0)

* Rookie | *Playoff Game*



DONOVAN McNABB



CARSON WENTZ

RUSHING YARDS

Rk	Player	G	Att	Yds	Avg	Lg	TD
1.	LeSean McCoy (2009-14)	90	1,461	6,792	4.6	66t	44
2.	Wilbert Montgomery (1977-84)	100	1,465	6,538	4.5	90t	45
3.	Brian Westbrook (2002-09)	107	1,308	5,995	4.6	71t	37
4.	Steve Van Buren (1944-51)	83	1,320	5,860	4.4	70t	69
5.	Duce Staley (1997-2003)	98	1,200	4,807	4.0	64t	22
6.	Randall Cunningham (QB) (1985-95)	122	677	4,482	6.6	52t	32
7.	Ricky Watters (1995-97)	48	975	3,794	3.9	57	31
8.	Miles Sanders (2019-22)	57	739	3,708	5.0	82t	20
9.	Timmy Brown (1960-67)	96	850	3,703	4.4	61t	29
10.	**Jalen Hurts (QB) (2020-)**	**98**	**802**	**3,661**	**4.6**	**42**	**64**
11.	Tom Woodeshick (1963-71)	111	831	3,563	4.3	57t	21
12.	**Saquon Barkley (2024-)**	**40**	**711**	**3,516**	**4.9**	**72t**	**24**
13.	Donovan McNabb (QB) (1999-2009)	148	573	3,249	5.7	54	28
14.	Tom Sullivan (1972-77)	80	871	3,135	3.6	37	17
15.	Clarence Peaks (1957-63)	83	786	2,927	3.7	57	19
16.	Keith Byars (1986-92)	105	750	2,672	3.6	52	17
17.	Billy Barnes (1957-61)	60	689	2,391	3.5	70t	20
18.	Herschel Walker (1992-94)	48	554	2,344	4.2	91t	14
19.	Anthony Toney (FB) (1986-90)	67	639	2,294	3.6	44	14
20.	Charlie Garner (1994-98)	66	495	2,261	4.6	55t	17

ATTEMPTS

Rk	Player	Att
1.	Wilbert Montgomery (1977-84)	1,465
2.	LeSean McCoy (2009-14)	1,461
3.	Steve Van Buren (1944-51)	1,320
4.	Brian Westbrook (2002-09)	1,308
5.	Duce Staley (1997-2003)	1,200
6.	Ricky Watters (1995-97)	975
7.	Tom Sullivan (1972-77)	871
8.	Timmy Brown (1960-67)	850
9.	Tom Woodeshick (1963-71)	831
10.	**Jalen Hurts (2020-)**	**802**

RUSHING AVERAGE

Rk	Player	Avg
1.	Randall Cunningham (QB) (1985-95)	6.6
2.	Donovan McNabb (QB) (1999-2009)	5.7
3.	Miles Sanders (2019-22)	5.0
4.	**Saquon Barkley (2024-)**	**4.9**
5.	LeSean McCoy (2009-14)	4.7
6t.	**Jalen Hurts (QB) (2020-)**	**4.6**
	Brian Westbrook (2002-09)	4.6
	Charlie Garner (1994-98)	4.6
9t.	Correll Buckhalter (2001-08)	4.5
	Wilbert Montgomery (1977-84)	4.5

TOUCHDOWNS

Rk	Player	TD
1.	Steve Van Buren (1944-51)	69
2.	**Jalen Hurts (QB) (2020-)**	**64**
3.	Wilbert Montgomery (1977-84)	45
4.	LeSean McCoy (2009-14)	44
5.	Brian Westbrook (2002-09)	37
6.	Randall Cunningham (QB) (1985-95)	32
7.	Ricky Watters (1995-97)	31
8.	Timmy Brown (1960-67)	29
9.	Donovan McNabb (QB) (1999-2009)	28
10.	**Saquon Barkley (2024-)**	**24**



LESEAN MCCOY



STEVE VAN BUREN

RUSHING YARDS

Rk	Player	Att	Yds	Avg	Lg	TD
1.	**Saquon Barkley (2024)**	***345***	***2,005***	**5.8**	**72t**	**13**
2.	LeSean McCoy (2013)	***314***	***1,607***	5.1	57t	9
3.	Wilbert Montgomery (1979)	338	1,512	4.5	62t	9
4.	Ricky Watters (1996)	***353***	1,411	4.0	56t	13
5.	Wilbert Montgomery (1981)	286	1,402	4.9	41	8
6.	Brian Westbrook (2007)	278	1,333	4.8	36	7
7.	LeSean McCoy (2014)	312	1,319	4.2	53	5
8.	LeSean McCoy (2011)	273	1,309	4.8	60	***17***
9t.	Duce Staley (1999)	325	1,273	3.9	29	4
	Ricky Watters (1995)	337	1,273	3.8	57	11
11.	Miles Sanders (2022)	259	1,269	4.9	40t	11
12.	Wilbert Montgomery (1978)	259	1,220	4.7	47	9
13.	Brian Westbrook (2006)	240	1,217	5.1	71t	7
14.	Steve Van Buren (1949)	***263***	***1,146***	4.4	41	***11***
15.	**Saquon Barkley (2025)**	**280**	**1,140**	**4.1**	**65**	**7**
16.	Ricky Watters (1997)	285	1,110	3.9	28	7
17.	LeSean McCoy (2010)	207	1,080	5.2	62	7
18.	Herschel Walker (1992)	267	1,070	4.0	38	8
19.	Duce Staley (1998)	258	1,065	4.1	64t	5
20.	D'Andre Swift (2023)	229	1,049	4.6	43	5

Led NFL Led Conference

ATTEMPTS

Rk	Player	Att
1.	Ricky Watters (1996)	353
2.	**Saquon Barkley (2024)**	**345**
3.	Wilbert Montgomery (1979)	338
4.	Ricky Watters (1995)	337
5.	Duce Staley (1999)	325

TOUCHDOWNS

Rk	Player	TD
1.	LeSean McCoy (2011)	17
2t.	**Jalen Hurts (QB) (2023)**	**15**
	Steve Van Buren (1945)	15
4.	**Jalen Hurts (QB) (2024)**	**14**
5t.	**Saquon Barkley (2024)**	**13**
	Jalen Hurts (QB) (2022)	**13**
	Ricky Watters (1996)	13
	Steve Van Buren (1947)	13
9t.	Miles Sanders (2022)	11
	Ricky Watters (1995)	11
	Tom Sullivan (1974)	11
	Steve Van Buren (1949)	11
13t.	**Jalen Hurts (QB) (2021)**	**10**
	Steve Van Buren (1948)	10



WILBERT MONTGOMERY

LONGEST RUSHING PLAYS

Rk	Player	Yds
1.	Herschel Walker (11/27/94 at Falcons)	91t
2.	Wilbert Montgomery (12/19/82 vs. Oilers)	90t
3.	Brian Mitchell (10/1/00 vs. Falcons)	85t
4.	Miles Sanders (12/13/20 vs. Saints)	82t
5.	Swede Hanson (9/16/34 at Packers)	81t
6.	Leroy Harris (11/25/79 at Packers)	80
7.	Bosh Pritchard (10/23/49 vs. Washington)	77t
8t.	Miles Sanders (10/18/20 vs. Ravens)	74
	Miles Sanders (10/11/20 at Steelers)	74t
	Herman Hunter (11/24/85 at Cowboys)	74t

CONSECUTIVE GAMES WITH RUSHING TOUCHDOWN

Rk	Player	Games
1.	Steve Van Buren (1947)	8
2.	Ricky Watters (1995)	6
3t.	**Jalen Hurts (QB) (2024)**	**5**
	LeSean McCoy (2011)	5
	Steve Van Buren (1948)	5
6t.	**Many times, last: Saquon Barkley (2026)**	**4**



SAQUON BARKLEY

RUSHING YARDS

Rk	Player	Yds
1.	**Saquon Barkley (11/24/24 at Rams)**	**255**
2.	LeSean McCoy (12/8/13 vs. Lions)	217
3.	Steve Van Buren (11/27/49 vs. Steelers)	205
4.	Duce Staley (9/3/00 at Cowboys)	201
5.	Wilbert Montgomery (11/4/79 vs. Browns)	197
6.	Steve Van Buren (12/18/49 at Rams)	196
7.	Wilbert Montgomery (1/11/81 vs. Cowboys)	194
8.	Swede Hanson (11/6/34 vs. Reds)	190
9.	Timmy Brown (11/7/65 at Browns)	186
10.	LeSean McCoy (10/30/11 vs. Cowboys)	185

ATTEMPTS

Rk	Player	Att
1t.	Heath Sherman (10/6/91 at Buccaneers)	35
	Heath Sherman (11/12/90 vs. Washington)	35
	Steve Van Buren (11/20/49 vs. Bulldogs)	35
4.	Earnest Jackson (11/17/85 at Cardinals)	34
5t.	Brian Westbrook (12/7/08 at Giants)	33
	Ricky Watters (12/10/95 vs. Cowboys)	33
	Steve Van Buren (10/3/49 at Lions)	33



BRIAN WESTBROOK



DUCE STALEY

TOUCHDOWNS

Rk	Player	TD
1t.	**Jalen Hurts (QB) (10/27/24 at Bengals)**	**3**
	Jalen Hurts (QB) (12/18/22 at Bears)	**3**
	Jalen Hurts (QB) (11/21/21 vs. Saints)	**3**
	Boston Scott (12/29/19 at Giants)	3
	LeSean McCoy (12/18/11 vs. Jets)	3
	LeSean McCoy (9/19/10 at Lions)	3
	Charlie Garner (10/8/95 vs. Washington)	3
	Wilbert Montgomery (12/19/82 vs. Oilers)	3
	Wilbert Montgomery (10/7/79 vs. Washington)	3
	Wilbert Montgomery (9/10/78 at Washington)	3
	Tom Sullivan (10/13/74 vs. Giants)	3
	Clarence Peaks (11/16/58 vs. Cardinals)	3
	Steve Van Buren (10/17/48 at Washington)	3
	Steve Van Buren (12/14/47 vs. Packers)	3
	Steve Van Buren (12/9/45 vs. Yanks)	3

200+ RUSHING YARDS

200+ YARD RUSHING GAMES, Career

Rk	Player	Games
1t.	**Saquon Barkley (2024-)**	**1**
	LeSean McCoy (2009-14)	1
	Duce Staley (1997-2003)	1
	Steve Van Buren (1944-51)	1

100+ RUSHING YARDS

100+ YARD RUSHING GAMES, Career

Rk	Player	Games
1.	Wilbert Montgomery (1977-84)	26
2.	LeSean McCoy (2009-14)	23
3.	Brian Westbrook (2002-09)	20
4.	Steve Van Buren (1944-51)	19
5.	**Saquon Barkley (2024-)**	**18**

Includes playoff games

100+ YARD RUSHING GAMES, Season

Rk	Player	Games
1.	**Saquon Barkley (2024)**	**11**
2.	Wilbert Montgomery (1981)	8
3t.	LeSean McCoy (2013)	7
	Wilbert Montgomery (1979)	7
5t.	LeSean McCoy (2011)	6
	Brian Westbrook (2007)	6
	Brian Westbrook (2006)	6
	Ricky Watters (1996)	6
	Wilbert Montgomery (1978)	6

Regular season only

CONSECUTIVE 100+ YARD RUSHING GAMES

Rk	Player	Games
1t.	**Saquon Barkley (2024)**	**4**
	Steve Van Buren (1948)	4
3t.	Brian Westbrook (2006)	3
	Wilbert Montgomery (1981)	3
	Wilbert Montgomery (1979)	3
	Wilbert Montgomery (1978)	3

Regular season only

100+ YARD RUSHING GAMES (TDs)

01/11/26	*Saquon Barkley vs. 49ers (L)*	*106 (0)*
12/20/25	**Saquon Barkley at Commanders (W)**	**132 (1)**
12/08/25	**Saquon Barkley at Chargers (L)**	**122 (1)**
10/26/25	**Saquon Barkley vs. Giants (W)**	**150 (1)**
10/26/25	**Tank Bigsby vs. Giants (W)**	**104 (0)**
01/26/25	*Saquon Barkley vs. Commanders (W)*	*118 (3)*
01/19/25	*Saquon Barkley vs. Rams (W)*	*205 (2)*
01/12/25	*Saquon Barkley vs. Packers (W)*	*119 (0)*
12/29/24	**Saquon Barkley vs. Cowboys (W)**	**167 (0)**
12/22/24	**Saquon Barkley at Commanders (L)**	**150 (2)**
12/08/24	**Saquon Barkley vs. Panthers (W)**	**124 (0)**
12/01/24	**Saquon Barkley at Ravens (W)**	**107 (1)**
11/24/24	**Saquon Barkley at Rams (W)**	**255 (2)**
11/14/24	**Saquon Barkley vs. Commanders (W)**	**146 (2)**
11/03/24	**Saquon Barkley vs. Jaguars (W)**	**159 (1)**
10/27/24	**Saquon Barkley at Bengals (W)**	**108 (0)**
10/20/24	**Saquon Barkley at Giants (W)**	**176 (1)**
09/22/24	**Saquon Barkley at Saints (W)**	**147 (2)**
09/06/24	**Saquon Barkley vs. Packers (W)**	**109 (2)**
09/25/23	D'Andre Swift at Buccaneers (W)	130 (0)
09/14/23	D'Andre Swift vs. Vikings (W)	175 (1)
01/21/23	*Kenneth Gainwell vs. Giants (W)*	*112 (1)*
12/11/22	Miles Sanders at Giants (W)	144 (2)
11/27/22	**Jalen Hurts vs. Packers (W)**	**157 (0)**
	Miles Sanders vs. Packers (W)	143 (2)
10/02/22	Miles Sanders vs. Jaguars (W)	134 (2)
12/21/21	Miles Sanders vs. Washington (W)	131 (0)
12/05/21	Miles Sanders at Jets (W)	120 (0)
12/13/20	**Jalen Hurts* (QB) vs. Saints (W)**	**106 (0)**
	Miles Sanders vs. Saints (W)	115 (2)
10/18/20	Miles Sanders vs. Ravens (L)	118 (0)
12/15/19	Miles Sanders* at Washington (W)	122 (1)
10/01/17	LeGarrette Blount at Chargers (W)	136 (0)
12/18/16	Ryan Mathews at Ravens (L)	128 (1)
11/13/16	Ryan Mathews vs. Falcons (W)	109 (2)
10/19/15	DeMarco Murray vs. Giants (W)	112 (1)
09/27/15	Ryan Mathews at Jets (W)	108 (0)
11/27/14	LeSean McCoy at Cowboys (W)	159 (1)
11/23/14	LeSean McCoy vs. Titans (W)	130 (1)
11/02/14	LeSean McCoy at Texans (W)	117 (0)
10/12/14	LeSean McCoy vs. Giants (W)	149 (0)
12/29/13	LeSean McCoy at Cowboys (W)	131 (0)
12/22/13	Bryce Brown vs. Bears (W)	115 (1)
	LeSean McCoy vs. Bears (W)	133 (2)
12/08/13	LeSean McCoy vs. Lions (W)	217 (2)
11/10/13	LeSean McCoy at Packers (W)	155 (0)
10/13/13	LeSean McCoy at Buccaneers (W)	116 (0)
09/19/13	LeSean McCoy vs. Chiefs (L)	158 (1)
09/09/13	LeSean McCoy at Washington (W)	184 (1)
12/02/12	Bryce Brown* at Cowboys (L)	169 (2)
11/26/12	Bryce Brown* vs. Panthers (L)	178 (2)
11/05/12	LeSean McCoy at Saints (L)	119 (0)
09/30/12	LeSean McCoy vs. Giants (W)	123 (0)
09/09/12	LeSean McCoy at Browns (W)	110 (0)
12/18/11	LeSean McCoy vs. Jets (W)	102 (3)
11/20/11	LeSean McCoy at Giants (W)	113 (0)
10/30/11	LeSean McCoy vs. Cowboys (W)	185 (2)
10/16/11	LeSean McCoy at Washington (W)	126 (1)
09/25/11	LeSean McCoy vs. Giants (L)	128 (1)
09/11/11	LeSean McCoy at Rams (W)	122 (1)
12/19/10	Michael Vick (QB) at Giants (W)	130 (1)
12/12/10	LeSean McCoy at Cowboys (W)	149 (0)
11/21/10	LeSean McCoy vs. Giants (W)	111 (1)
11/15/10	Jerome Harrison at Washington (W)	109 (1)
09/19/10	LeSean McCoy at Lions (W)	120 (3)
09/12/10	Michael Vick (QB) vs. Packers (L)	103 (0)
12/07/08	Brian Westbrook at Giants (W)	131 (1)
11/27/08	Brian Westbrook vs. Cardinals (W)	110 (2)
10/26/08	Brian Westbrook vs. Falcons (W)	167 (2)
12/23/07	Brian Westbrook at Saints (W)	100 (0)
12/09/07	Brian Westbrook vs. Giants (L)	116 (0)
11/18/07	Brian Westbrook vs. Dolphins (W)	148 (0)
11/11/07	Brian Westbrook at Washington (W)	100 (1)
10/14/07	Brian Westbrook at Jets (W)	120 (0)
09/30/07	Correll Buckhalter at Giants (L)	103 (0)
09/23/07	Brian Westbrook vs. Lions (W)	110 (2)
01/13/07	*Brian Westbrook at Saints (L)*	*116 (2)*
01/07/07	*Brian Westbrook vs. Giants (W)*	*141 (1)*
12/25/06	Brian Westbrook at Cowboys (W)	122 (0)
11/26/06	Brian Westbrook at Colts (L)	124 (1)
11/19/06	Brian Westbrook vs. Titans (L)	102 (0)
11/12/06	Brian Westbrook vs. Washington (W)	113 (0)
10/22/06	Brian Westbrook at Buccaneers (L)	101 (0)
09/24/06	Brian Westbrook at 49ers (W)	117 (2)
12/11/05	Ryan Moats* vs. Giants (L) (OT)	114 (2)
11/27/05	Brian Westbrook vs. Packers (W)	120 (1)
10/03/04	Brian Westbrook at Bears (W)	119 (0)
09/12/04	Brian Westbrook vs. Giants (W)	119 (0)
01/11/04	Donovan McNabb (QB) vs. Packers (W)	107 (0)
12/07/03	Correll Buckhalter vs. Cowboys (W)	115 (1)
10/26/03	Correll Buckhalter vs. Jets (W)	100 (2)
12/08/02	Duce Staley at Seahawks (W)	100 (1)
11/17/02	Duce Staley vs. Cardinals (W)	135 (0)
10/28/02	Donovan McNabb (QB) vs. Giants (W)	107 (1)
	Duce Staley vs. Giants (W)	126 (0)
10/20/02	Duce Staley vs. Buccaneers (W)	152 (0)
10/06/02	Donovan McNabb (QB) at Jaguars (L)	100 (1)
11/18/01	Duce Staley at Cowboys (W)	102 (0)
11/11/01	Duce Staley vs. Vikings (W)	146 (1)
10/07/01	Correll Buckhalter* vs. Cardinals (L)	134 (0)
11/26/00	Donovan McNabb (QB) at Washington (W)	125 (1)
10/01/00	Brian Mitchell vs. Falcons (W)	105 (1)
09/03/00	Duce Staley at Cowboys (W)	201 (1)
11/14/99	Duce Staley vs. Washington (W)	122 (1)
11/07/99	Duce Staley at Panthers (L)	140 (1)
10/17/99	Duce Staley at Bears (W)	101 (0)
10/10/99	Duce Staley vs. Cowboys (W)	110 (0)
09/12/99	Duce Staley vs. Cardinals (L)	111 (1)
12/13/98	Duce Staley vs. Cardinals (L)	141 (1)
11/08/98	Charlie Garner vs. Lions (W)	129 (1)
12/21/97	Charlie Garner at Washington (L)	115 (2)
10/05/97	Ricky Watters vs. Washington (W)	104 (2)
09/15/97	Ricky Watters at Cowboys (L)	106 (0)
12/01/96	Ricky Watters vs. Giants (W)	104 (0)
11/03/96	Ricky Watters at Cowboys (W)	116 (1)
10/20/96	Ricky Watters vs. Dolphins (W)	173 (1)
10/13/96	Ricky Watters at Giants (W)	110 (0)
09/22/96	Ricky Watters at Falcons (W)	121 (2)
09/15/96	Ricky Watters vs. Lions (W)	153 (1)
12/10/95	Ricky Watters vs. Cowboys (W)	112 (1)
11/26/95	Ricky Watters at Washington (W)	124 (2)
10/15/95	Ricky Watters at Giants (W)	122 (1)
10/08/95	Charlie Garner vs. Washington (W)	120 (3)
	Ricky Watters vs. Washington (W)	139 (0)
10/09/94	Charlie Garner* vs. Washington (W)	122 (0)
10/02/94	Charlie Garner* at 49ers (W) - NFL debut	111 (2)

100+ YARD RUSHING GAMES (TDs)

01/03/93	*Heath Sherman at Saints (W)*	*105 (1)*
12/27/92	Herschel Walker vs. Giants (W)	104 (0)
12/13/92	Herschel Walker at Seahawks (W)	111 (1)
12/06/92	Randall Cunningham (QB) vs. Vikings (W)	121 (2)
11/22/92	Heath Sherman at Giants (W)	109 (1)
10/25/92	Herschel Walker vs. Cardinals (W)	112 (0)
09/13/92	Herschel Walker at Cardinals (W)	115 (0)
09/06/92	Herschel Walker vs. Saints (W)	112 (0)
11/23/90	Heath Sherman vs. Washington (W)	124 (0)
11/04/90	Randall Cunningham (QB) vs. Patriots (W)	124 (1)
	Heath Sherman vs. Patriots (W)	113 (0)
09/23/90	Anthony Toney at Rams (W)	103 (0)
12/27/87	Keith Byars vs. Bills (W)	102 (0)
11/29/87	Anthony Toney at Patriots (W)	123 (1)
12/07/86	Keith Byars* vs. Cardinals (T) (OT)	127 (0)
11/16/86	Randall Cunningham (QB) vs. Lions (L)	110 (0)
12/22/85	Earnest Jackson at Vikings (W)	106 (2)
11/17/85	Earnest Jackson at Cardinals (W)	162 (1)
10/13/85	Earnest Jackson vs. Cardinals (W)	103 (0)
12/09/84	Wilbert Montgomery vs. Patriots (W)	100 (1)
12/19/82	Wilbert Montgomery vs. Oilers (W)	147 (3)
12/20/81	Wilbert Montgomery vs. Cardinals (W)	108 (1)
12/06/81	Wilbert Montgomery at Washington (L)	116 (0)
11/22/81	Wilbert Montgomery vs. Giants (L)	102 (0)
11/15/81	Wilbert Montgomery vs. Colts (W)	115 (0)
11/08/81	Wilbert Montgomery at Cardinals (W)	118 (0)
10/25/81	Wilbert Montgomery vs. Buccaneers (W)	119 (1)
09/17/81	Wilbert Montgomery at Bills (W)	125 (0)
09/13/81	Wilbert Montgomery vs. Patriots (W)	137 (0)
01/11/81	*Wilbert Montgomery vs. Cowboys (W)*	*194 (1)*
09/14/80	Wilbert Montgomery at Vikings (W)	169 (2)
12/02/79	Wilbert Montgomery vs. Lions (W)	108 (1)
11/25/79	Leroy Harris at Packers (W)	137 (0)
11/18/79	Wilbert Montgomery vs. Cardinals (W)	118 (0)
11/12/79	Wilbert Montgomery at Cowboys (W)	127 (1)
11/04/79	Wilbert Montgomery vs. Browns (L)	197 (1)
10/14/79	Wilbert Montgomery at Cardinals (W)	117 (1)
10/07/79	Wilbert Montgomery vs. Washington (W)	127 (3)
09/23/79	Wilbert Montgomery at Giants (W)	126 (0)
12/17/78	Mike Hogan vs. Giants (W)	100 (0)
	Wilbert Montgomery vs. Giants (W)	130 (2)
12/03/78	Wilbert Montgomery at Vikings (L)	115 (1)
10/15/78	Wilbert Montgomery vs. Washington (W)	125 (1)
10/01/78	Wilbert Montgomery at Colts (W)	144 (1)
09/24/78	Wilbert Montgomery vs. Dolphins (W)	111 (0)
09/17/78	Wilbert Montgomery at Saints (W)	104 (0)
12/18/77	Wilbert Montgomery* vs. Jets (W)	103 (2)
10/09/77	Herb Lusk at Giants (W)	117 (2)
12/12/76	Mike Hogan* vs. Seahawks (W)	104 (0)
	Tom Sullivan vs. Seahawks (W)	121 (2)
09/27/76	Mike Hogan* vs. Washington (L) (OT)	100 (0)
11/25/73	Tom Sullivan vs. Giants (W)	156 (1)
10/07/73	Norm Bulaich at Bills (L)	104 (0)
	Tom Sullivan at Bills (L)	155 (0)
09/23/73	Tom Sullivan at Giants (T)	100 (1)
12/21/69	Cyril Pinder at 49ers (L)	128 (1)
12/07/69	Tom Woodeshick vs. Washington (L)	102 (0)
11/16/69	Tom Woodeshick vs. Rams (L)	130 (1)
12/08/68	Tom Woodeshick vs. Saints (W)	122 (1)
09/22/68	Tom Woodeshick vs. Giants (L)	129 (1)
10/29/67	Tom Woodeshick vs. Cowboys (W)	101 (1)
10/08/67	Tom Woodeshick at Falcons (W)	129 (1)
12/18/66	Tom Woodeshick at Washington (W)	105 (2)
12/04/66	Jack Concannon (QB) vs. Steelers (W)	129 (1)
10/23/66	Timmy Brown at Giants (W)	100 (0)
09/18/66	Izzy Lang vs. Falcons (W)	114 (1)
11/28/65	Timmy Brown at Cardinals (W)	180 (1)
11/07/65	Timmy Brown at Browns (L)	186 (1)
11/22/64	Earl Gros vs. Cardinals (L)	103 (0)
11/15/64	Earl Gros at Cowboys (W)	118 (0)
10/18/64	Ollie Matson at Giants (W)	100 (2)
10/11/64	Timmy Brown at Washington (L)	101 (2)
10/04/64	Timmy Brown vs. Steelers (W)	116 (0)
	Earl Gros vs. Steelers (W)	129 (0)
11/25/62	Timmy Brown vs. Cowboys (W)	107 (2)
10/23/60	Clarence Peaks at Browns (W)	102 (0)
11/01/59	Bill Barnes vs. Washington (W)	163 (1)
10/25/59	Bill Barnes at Cardinals (W)	111 (2)
11/29/53	Don Johnson* at Giants (L)	121 (1)
11/15/53	Don Johnson* vs. Colts (W)	100 (2)
12/02/51	Frank Ziegler at Washington (W)	136 (0)
11/19/50	Frank Ziegler vs. Cardinals (L)	113 (0)
11/12/50	Steve Van Buren at Washington (W)	108 (1)
10/15/50	Toy Ledbetter* at Colts (W)	107 (1)
10/07/50	Frank Ziegler vs. Rams (W)	106 (1)
12/18/49	*Steve Van Buren at Rams (W)*	*196 (0)*
11/27/49	Steve Van Buren vs. Steelers (W)	205 (0)
11/20/49	Steve Van Buren vs. Bulldogs (W)	174 (2)
10/30/49	Steve Van Buren at Steelers (W)	103 (2)
10/23/49	Bosh Pritchard vs. Washington (W0	128 (1)
10/03/49	Steve Van Buren at Lions (W)	135 (2)
11/21/48	Steve Van Buren vs. Washington (W)	171 (1)
11/14/48	Steve Van Buren vs. Yanks (W)	137 (0)
11/07/48	Steve Van Buren at Giants (W0	143 (2)
10/31/48	Steve Van Buren at Steelers (W)	109 (1)
11/02/47	Steve Van Buren at Washington (W)	138 (2)
10/19/47	Steve Van Buren at Steelers (L)	133 (0)
10/05/47	Steve Van Buren vs. Giants (W)	105 (0)
11/24/46	Steve Van Buren vs. Washington (L)	130 (0)
12/09/45	Steve Van Buren vs. Yanks (W)	100 (3)
12/02/45	Steve Van Buren at Giants (L)	100 (2)
11/18/45	Steve Van Buren vs. Steelers (W)	107 (2)
11/11/45	Steve Van Buren vs. Giants (W)	129 (2)
11/05/44	Steve Van Buren* at Tigers (W)	129 (2)
11/28/43	Jack Hinkle at Washington (W)	117 (1)
11/21/43	Jack Hinkle vs. Lions (W)	132 (1)
11/15/42	Bosh Pritchard* at Dodgers (W)	104 (0)
09/13/36	Swede Hanson vs. Giants (W)	107 (0)
11/11/34	Swede Hanson vs. Dodgers (L)	118 (0)
11/06/34	Swede Hanson vs. Reds (W)	190 (2)
09/16/34	Swede Hanson at Packers (L)	116 (1)

* Rookie | *Playoff Game*



RICKY WATTERS

RECEPTIONS

Rk	Player	G	Rec	Yds	Avg	Lg	TD
1.	Harold Carmichael (1971-83)	180	589	8,978	15.2	85t	79
2.	**Zach Ertz (TE) (2013-21, '26-)**	**126**	**582**	**6,289**	**10.8**	**60**	**38**
3.	Pete Retzlaff (TE) (1956-66)	132	452	7,412	16.4	84	47
4.	**Dallas Goedert (TE) (2018-)**	**116**	**441**	**5,022**	**11.4**	**61**	**37**
5.	Brian Westbrook (RB) (2002-09)	107	426	3,790	8.9	62	29
6.	**DeVonta Smith (2021-)**	**85**	**416**	**5,370**	**12.9**	**79t**	**33**
7.	Brent Celek (TE) (2007-17)	175	398	4,998	12.6	73	31
8.	DeSean Jackson (2008-13, '19-20)	95	379	6,512	17.2	91t	35
9.	Pete Pihos (E) (1947-55)	107	373	5,619	15.1	66t	61
10.	Keith Byars (RB) (1986-92)	105	371	3,532	9.5	60	13
11.	Mike Quick (1982-90)	101	363	6,464	17.8	99t	61
12.	Jeremy Maclin (2009-14)	75	343	4,771	13.9	83t	36
13.	A.J. Brown (2022-25)	62	339	5,034	14.8	78t	32
14.	Bobby Walston (WR/K) (1951-62)	148	311	5,363	17.2	75t	46
15.	Fred Barnett (1990-95)	81	308	4,634	15.0	95t	28
16.	LeSean McCoy (RB) (2009-14)	90	300	2,282	7.6	70	10
17.	Jason Avant (2006-13)	116	297	3,646	12.3	58	12
18.	Calvin Williams (1990-96)	93	295	3,840	13.0	80t	34
19.	Tommy McDonald (FL) (1957-63)	88	287	5,499	19.2	91t	66
20.	Duce Staley (RB) (1997-2003)	98	275	2,498	9.1	52t	10

RECEIVING YARDS

Rk	Player	Yds
1.	Harold Carmichael (1971-83)	8,978
2.	Pete Retzlaff (E) (1956-66)	7,412
3.	DeSean Jackson (2008-13, '19-20)	6,512
4.	Mike Quick (1982-90)	6,464
5.	**Zach Ertz (TE) (2013-21, '26-)**	**6,289**
6.	Pete Pihos (E) (1947-55)	5,619
7.	Tommy McDonald (FL) (1957-63)	5,499
8.	**DeVonta Smith (2021-)**	**5,370**
9.	Bobby Walston (WR/K) (1951-62)	5,363
10.	A.J. Brown (2022-25)	5,034
11.	**Dallas Goedert (TE) (2019-)**	**5,022**
12.	Brent Celek (TE) (2007-17)	4,998
13.	Jeremy Maclin (2009-14)	4,771
14.	Ben Hawkins (FL) (1966-73)	4,764
15.	Fred Barnett (1990-95)	4,634
16.	Calvin Williams (1990-96)	3,840
17.	Brian Westbrook (RB) (2002-09)	3,790
18.	Jason Avant (2006-13)	3,646
19.	Keith Byars (RB) (1986-92)	3,532
20.	Harold Jackson (1969-72)	3,493

RECEIVING AVERAGE

Rk	Player	Avg
1.	Tommy McDonald (FL) (1957-63)	19.2
2.	Ben Hawkins (FL) (1966-73)	18.3
3.	Mike Quick (1982-90)	17.8
4t.	DeSean Jackson (2008-13, '19-20)	17.2
	Bobby Walston (WR/K) (1951-62)	17.2
6.	Pete Retzlaff (E) (1956-66)	16.4
7.	Harold Jackson (1969-72)	16.3
8.	Charlie Smith (1974-81)	15.4
9.	Harold Carmichael (1971-83)	15.2
10.	A.J. Brown (2022-25)	14.8

TOUCHDOWNS

Rk	Player	TD
1.	Harold Carmichael (1971-83)	79
2.	Tommy McDonald (FL) (1957-63)	66
3t.	Mike Quick (1982-90)	61
	Pete Pihos (E) (1947-55)	61
5.	Pete Retzlaff (E) (1956-66)	47
6.	Bobby Walston (WR/K) (1951-62)	46
7.	**Zach Ertz (TE) (2013-21, '26-)**	**38**
8.	**Dallas Goedert (2018-)**	**37**
9.	Jeremy Maclin (2009-14)	36
10.	DeSean Jackson (2008-13, '19-20)	35

CONSECUTIVE GAMES WITH RECEIVING TOUCHDOWN

Rk	Player	Games
1t.	Mike Quick (1985)	6
	Pete Pihos (1947-48)	6
3t.	5x, last: DeSean Jackson (2009)	5



HAROLD CARMICHAEL



ZACH ERTZ

CAREER RECORDS – min. 400 receptions

RECEPTIONS

Rk	Player	Rec	Yds	Avg	Lg	TD
1.	**Zach Ertz (TE) (2018)**	**116**	**1,163**	**10.0**	**34**	**8**
2.	A.J. Brown (2023)	106	1,456	13.7	59	7
3.	**DeVonta Smith (2022)**	**95**	**1,196**	**12.6**	**45**	**7**
4.	Brian Westbrook (RB) (2007)	90	771	8.6	57t	5
5t.	A.J. Brown (2022)	88	1,496	17.0	78t	11
	Zach Ertz (TE) (2019)	**88**	**916**	**10.4**	**30**	**6**
	Irving Fryar (1996)	88	1,195	13.6	42	11
8.	Irving Fryar (1997)	86	1,316	15.3	72t	6
9t.	Jordan Matthews (2015)	85	997	11.7	78t	8
	Jeremy Maclin (2014)	85	1,318	15.5	72	10

Led NFL Led Conference



MIKE QUICK

RECEIVING YARDS

Rk	Player	Yds
1.	A.J. Brown (2022)	1,496
2.	A.J. Brown (2023)	1,456
3.	Mike Quick (1983)	1,409
4.	DeSean Jackson (2013)	1,332
5.	Jeremy Maclin (2014)	1,318
6.	Irving Fryar (1997)	1,316
7.	Ben Hawkins (FL) (1967)	1,265
8.	Mike Quick (1985)	1,247
9.	Terrell Owens (2004)	1,200
10.	**DeVonta Smith (2022)**	**1,196**
11.	Irving Fryar (1996)	1,195
12.	Pete Retzlaff (TE) (1965)	1,190
13.	**Zach Ertz (TE) (2018)**	**1,163**
14.	DeSean Jackson (2009)	1,156
15.	Tommy McDonald (FL) (1962)	1,146
16.	Tommy McDonald (FL) (1961)	1,144
17.	Fred Barnett (1994)	1,127
18t.	Harold Carmichael (1973)	1,116
	Harold Jackson (1969)	1,116
20.	Kevin Curtis (2007)	1,110
21.	Fred Barnett (1992)	1,083
22.	A.J. Brown (2024)	1,079
23.	Harold Carmichael (1978)	1,072
24.	**DeVonta Smith (2023)**	**1,066**
25.	DeSean Jackson (2010)	1,056

TOUCHDOWNS

Rk	Player	TD
1.	Terrell Owens (2004)	14
2t.	Mike Quick (1983)	13
	Tommy McDonald (FL) (1961)	13
	Tommy McDonald (FL) (1960)	13
5t.	**Dallas Goedert (2025)**	**11**
	A.J. Brown (2022)	11
	Irving Fryar (1996)	11
	Cris Carter (1989)	11
	Mike Quick (1987)	11
	Mike Quick (1985)	11
	Harold Carmichael (1979)	11
	Bobby Walston (WR/K) (1954)	11
	Pete Pihos (E) (1948)	11
14t.	Jeremy Maclin (2014)	10
	Jeremy Maclin (2010)	10
	Calvin Williams (1993)	10
	Ben Hawkins (FL) (1967)	10
	Pete Retzlaff (TE) (1965)	10
	Tommy McDonald (FL) (1962)	10
	Tommy McDonald (FL) (1959)	10
	Pete Pihos (E) (1954)	10
	Pete Pihos (E) (1953)	10

300-100-100 PERFORMANCES IN SAME GAME

Date	300+ Yard Passer (Yds)	100+ Yard Rusher (Yds)	100+ Yard Receiver (Yds)
9/22/24 at Saints	**Jalen Hurts** (311)	**Saquon Barkley** (147)	**Dallas Goedert** (170)
9/23/07 vs. Lions	Donovan McNabb (381)	Brian Westbrook (110)	Kevin Curtis (221) Brian Westbrook (111)
10/22/06 at Buccaneers	Donovan McNabb (302)	Brian Westbrook (101)	Brian Westbrook (113)
10/1/00 vs. Falcons	Donovan McNabb (311)	Brian Mitchell (105)	Torrance Small (122)
12/13/92 at Seahawks	Randall Cunningham (365)	Herschel Walker (111)	Fred Barnett (161)
11/29/87 at Patriots	Randall Cunningham (314)	Anthony Toney (123)	Mike Quick (121)
11/7/65 at Browns	Norm Snead (362)	Timmy Brown (186)	Pete Retzlaff (151)
11/25/62 vs. Cowboys	Sonny Jurgensen (342)	Timmy Brown (107)	Pete Retzlaff (113) Tommy McDonald (108)
11/15/53 vs. Colts	Bobby Thomason (329)	Don Johnson (100)	Pete Pihos (118) Bobby Walston (110)

RECEPTIONS

Rk	Player	Rec
1.	**Zach Ertz (TE) (12/20/14 at Washington)**	**15**
2t.	**Zach Ertz (TE) (11/11/18 vs. Cowboys)**	**14**
	Brian Westbrook (RB) (11/4/07 vs. Cowboys)	14
	Don Looney (E) (12/1/40 at Washington)	14
5t.	**Zach Ertz (TE) (1/1/17 vs. Cowboys)**	**13**
	Zach Ertz (TE) (12/26/15 vs. Washington)	**13**
	Jeremy Maclin (9/18/11 at Falcons)	13
8t.	**Zach Ertz (TE) (12/24/19 vs. Seahawks)**	**12**
	Zach Ertz (TE) (12/23/18 vs. Texans)	**12**
	Jeremy Maclin (10/26/14 at Cardinals)	12
	LeSean McCoy (RB) (10/3/10 vs. Washington)	12
	Brian Westbrook (RB) (11/19/06 vs. Titans)	12
	Keith Byars (RB) (9/30/90 vs. Colts)	12
	Keith Jackson (TE) (11/19/89 vs. Vikings)	12
	Keith Jackson (TE) (9/17/89 at Washington)	12
	John Spagnola (TE) (10/6/85 at Saints)	12
	Harold Carmichael (10/14/73 at Cardinals)	12

RECEIVING YARDS

Rk	Player	Yds
1.	Tommy McDonald (FL) (12/10/61 vs. Giants)	237
2.	Kevin Curtis (9/23/07 vs. Lions)	221
3.	DeSean Jackson (12/12/10 at Cowboys)	210
4.	Pete Retzlaff (TE) (11/14/65 vs. Washington)	204
5.	Bud Grant (E) (12/7/52 vs. Texans)	203
6.	Timmy Brown (B) (12/16/62 at Cardinals)	199
7.	Ben Hawkins (FL) (10/22/67 at Cardinals)	197
8.	DeSean Jackson (12/15/13 at Vikings)	195
9.	Harold Jackson (10/11/70 at Giants)	194
10t.	DeSean Jackson (9/15/13 vs. Chargers)	193
	Fred Barnett (9/13/92 at Cardinals)	193

TOUCHDOWNS

Rk	Player	TD
1t.	Irving Fryar (10/20/96 vs. Dolphins)	4
	Ben Hawkins (FL) (9/28/69 vs. Steelers)	4
3t.	24x, last: A.J. Brown (10/30/22 vs. Steelers)	3



DeSEAN JACKSON

200+ RECEIVING YARDS

200+ YARD RECEIVING GAMES, Career

Rk	Player	Games
1t.	DeSean Jackson (2008-13, '19-20)	1
	Kevin Curtis (2007-09)	1
	Pete Retzlaff (TE) (1956-66)	1
	Tommy McDonald (FL) (1957-63)	1
	Bud Grant (E) (1951-52)	1

150+ RECEIVING YARDS

150+ YARD RECEIVING GAMES, Career

Rk	Player	Games
1.	DeSean Jackson (2008-13, '19-20)	8
2t.	Jeremy Maclin (2009-14)	5
	Tommy McDonald (FL) (1957-63)	5
4t.	A.J. Brown (2022-25)	4
	Fred Barnett (1990-95)	4
	Ben Hawkins (FL) (1966-73)	4

100+ RECEIVING YARDS

100+ YARD RECEIVING GAMES, Career

Rk	Player	Games
1.	Pete Retzlaff (TE) (1956-66)	23
2.	A.J. Brown (2022-25)	22
3t.	DeSean Jackson (2008-13, '19-20)	21
	Mike Quick (1982-90)	21
	Harold Carmichael (1971-83)	21
6.	Tommy McDonald (FL) (1957-63)	17
7.	**DeVonta Smith (2021-)**	**16**
8.	Fred Barnett (1990-95)	15
9t.	Jeremy Maclin (2009-14)	14
	Pete Pihos (E) (1947-55)	14
11t.	Ben Hawkins (FL) (1966-73)	13
	Harold Jackson (1969-72)	13

Includes playoff games

100+ YARD RECEIVING GAMES, Season

Rk	Player	Games
1t.	A.J. Brown (2023)	7
	Terrell Owens (2004)	7
3t..	Irving Fryar (1997)	6
	Mike Quick (1983)	6
5t.	13x, last: A.J. Brown (2024)	5

Regular season only

CONSECUTIVE 100+ YARD RECEIVING GAMES

Rk	Player	Games
1.	A.J. Brown (2023)	6
2t.	Terrell Owens (2004)	5
	Harold Jackson (1971-72)	5
4.	Mike Quick (1983)	4
5t.	9x, last: A.J. Brown (2025)	3

Regular season only

100+ YARD RECEIVING GAMES (TDs)

09/20/26	**DeVonta Smith at Titans (W)**	**10, 117 (1)**
12/08/25	A.J. Brown at Chargers (L)	6, 100 (0)
11/28/25	A.J. Brown vs. Bears (L)	10, 132 (2)
11/23/25	A.J. Brown at Cowboys (L)	8, 110 (1)
10/19/25	**DeVonta Smith at Vikings (W)**	**9, 183 (1)**
	A.J. Brown at Vikings (W)	4, 121 (2)
10/09/25	**Dallas Goedert at Giants (L)**	**9, 110 (1)**
10/05/25	**DeVonta Smith vs. Broncos (L)**	**8, 114 (0)**
09/21/25	A.J. Brown vs. Rams (W)	6, 109 (1)
12/29/24	**DeVonta Smith vs. Cowboys (W)**	**6, 120 (2)**
12/15/24	A.J. Brown vs. Steelers (W)	8, 110 (1)
	DeVonta Smith vs. Steelers (W)	**11, 109 (1)**
11/24/24	A.J. Brown at Rams (W)	6, 109 (1)
11/10/24	A.J. Brown at Cowboys (W)	5, 109 (0)
10/13/24	A.J. Brown vs. Browns (W)	6, 116 (1)
09/22/24	**Dallas Goedert at Saints (W)**	**10, 170 (0)**
09/06/24	A.J. Brown vs. Packers (W)	5, 119 (1)
01/16/24	***DeVonta Smith at Buccaneers (L)***	***8, 148 (0)***
12/03/23	A.J. Brown vs. 49ers (L)	8, 114 (0)
11/26/23	**DeVonta Smith vs. Bills (W)**	**7, 106 (1)**
10/29/23	A.J. Brown at Commanders (W)	8, 130 (2)
10/22/23	A.J. Brown vs. Dolphins (W)	10, 137 (1)
10/15/23	A.J. Brown at Jets (L)	7, 131 (0)
10/08/23	A.J. Brown at Rams (W)	6, 127 (0)
	Dallas Goedert at Rams (W)	**8, 117 (1)**
10/01/23	A.J. Brown vs. Commanders (W)	9, 175 (2)
09/25/23	A.J. Brown at Buccaneers (W)	9, 131 (0)
09/14/23	**DeVonta Smith vs. Vikings (W)**	**4, 131 (1)**
02/12/23	***DeVonta Smith vs. Chiefs (L)***	***7, 100 (0)***
01/01/23	**DeVonta Smith vs. Saints (L)**	**9, 115 (0)**
12/24/22	**DeVonta Smith at Cowboys (L)**	**8, 113 (2)**
	A.J. Brown at Cowboys (L)	6, 103 (0)
12/18/22	A.J. Brown at Bears (W)	9, 181 (0)
	DeVonta Smith at Bears (W)	**5, 126 (0)**
12/04/22	A.J. Brown vs. Titans (W)	8, 119 (2)
	DeVonta Smith vs. Titans (W)	**5, 102 (1)**
11/03/22	**Dallas Goedert at Texans (W)**	**8, 100 (1)**
10/30/22	A.J. Brown vs. Steelers (W)	6, 156 (3)
09/25/22	**DeVonta Smith at Commanders (W)**	**8, 169 (1)**
09/11/22	A.J. Brown at Lions (W)	10, 155 (0)
12/21/21	**Dallas Goedert vs. Washington (W)**	**7, 135 (0)**
12/05/21	**Dallas Goedert at Jets (W)**	**6, 105 (2)**
11/07/21	**DeVonta Smith vs. Chargers (L)**	**5, 116 (1)**
10/03/21	**DeVonta Smith vs. Chiefs (L)**	**7, 122 (0)**
09/19/21	Quez Watkins vs. 49ers (L)	2, 117 (0)
10/11/20	Travis Fulgham at Steelers (L)	10, 152 (1)
09/13/20	**Dallas Goedert (TE) at Washington (L)**	**8, 101 (1)**
12/01/19	Alshon Jeffery at Dolphins (L)	9, 137 (1)
11/03/19	**Zach Ertz (TE) vs. Bears (W)**	**9, 103 (1)**
09/15/19	Nelson Agholor at Falcons (L)	8, 107 (1)
09/08/19	DeSean Jackson vs. Washington (W)	8, 154 (2)
12/23/18	Nelson Agholor vs. Texans (W)	5, 116 (1)
	Zach Ertz (TE) vs. Texans (W)	**12, 110 (2)**
12/16/18	Alshon Jeffery at Rams (W)	8, 160 (0)
11/11/18	**Zach Ertz (TE) vs. Cowboys (L)**	**14, 145 (2)**
10/21/18	**Zach Ertz (TE) vs. Panthers (L)**	**9, 138 (0)**
10/07/18	**Zach Ertz (TE) vs. Vikings (L)**	**10, 110 (1)**
09/30/18	**Zach Ertz (TE) at Titans (L)**	**10, 112 (0)**
	Alshon Jeffery at Titans (L)	8, 105 (1)
02/04/18	*Corey Clement* (RB) at Patriots (W)*	*4, 100 (1)*
12/10/17	Torrey Smith at Rams (W)	6, 100 (0)
12/03/17	Nelson Agholor at Seahawks (L)	7, 141 (1)
11/26/17	**Zach Ertz (TE) vs. Bears (W)**	**10, 103 (1)**
01/01/17	**Zach Ertz (TE) vs. Cowboys (W)**	**13, 139 (2)**
12/11/16	**Zach Ertz (TE) vs. Washington (L)**	**10, 112 (0)**
09/25/16	Darren Sproles (RB) vs. Steelers (W)	6, 128 (1)
09/11/16	Jordan Matthews vs. Browns (W)	7, 114 (1)
01/03/16	**Zach Ertz (TE) at Giants (W)**	**9, 152 (0)**
12/26/15	**Zach Ertz (TE) vs. Washington (L)**	**13, 122 (0)**
	Jordan Matthews vs. Washington (L)	6, 104 (1)
12/20/15	Jordan Matthews vs. Cardinals (L)	8, 159 (1)
11/15/15	Brent Celek (TE) vs. Dolphins (L)	4, 134 (0)
11/08/15	Jordan Matthews at Cowboys (W)	9, 133 (1)
09/14/15	Jordan Matthews at Falcons (L)	10, 102 (0)
12/28/14	Jordan Matthews* at Giants (W)	8, 105 (1)
12/20/14	**Zach Ertz (TE) at Washington (L)**	**15, 115 (0)**
11/27/14	Jeremy Maclin at Cowboys (W)	8, 108 (0)
11/16/14	Jordan Matthews* at Packers (L)	5, 107 (1)
11/10/14	Brent Celek (TE) vs. Panthers (W)	5, 116 (0)
	Jordan Matthews* vs. Panthers (W)	7, 138 (2)
11/02/14	Jeremy Maclin at Texans (W)	6, 158 (2)
10/26/14	Jeremy Maclin at Cardinals (L)	12, 187 (2)
09/21/14	Jeremy Maclin vs. Washington (W)	8, 154 (1)
09/15/14	Darren Sproles (RB) at Colts (W)	7, 152 (0)
12/15/13	DeSean Jackson at Vikings (L)	10, 195 (1)
11/10/13	Riley Cooper at Packers (W)	3, 102 (2)
11/03/13	Riley Cooper at Raiders (W)	5, 139 (3)
	DeSean Jackson at Raiders (W)	5, 150 (1)
10/13/13	Riley Cooper at Buccaneers (W)	4, 120 (1)
10/06/13	DeSean Jackson at Giants (W)	7, 132 (1)
09/15/13	DeSean Jackson vs. Chargers (L)	9, 193 (1)
	LeSean McCoy (RB) vs. Chargers (L)	5, 114 (0)
09/09/13	DeSean Jackson at Washington (W)	7, 104 (1)
12/23/12	Jeremy Maclin vs. Washington (L)	8, 116 (1)
12/09/12	Jason Avant at Buccaneers (W)	7, 133 (0)
	Jeremy Maclin at Buccaneers (W)	9, 104 (1)
11/05/12	DeSean Jackson at Saints (L)	3, 100 (1)
10/14/12	Jeremy Maclin vs. Lions (L)	6, 130 (1)
09/16/12	Brent Celek (TE) vs. Ravens (W)	8, 157 (0)
	DeSean Jackson vs. Ravens (W)	7, 114 (0)
01/01/12	Jeremy Maclin vs. Washington (W)	8, 105 (0)
12/18/11	Brent Celek (TE) vs. Jets (W)	5, 156 (1)
11/27/11	Jason Avant vs. Patriots (L)	8, 110 (1)
10/16/11	Jeremy Maclin at Washington (W)	5, 101 (0)
10/09/11	Jason Avant at Bills (L)	9, 139 (0)
10/02/11	DeSean Jackson vs. 49ers (L)	6, 171 (0)
09/18/11	Jeremy Maclin at Falcons (L)	13, 171 (2)
09/11/11	DeSean Jackson at Rams (W)	6, 102 (1)
12/12/10	DeSean Jackson at Cowboys (W)	4, 210 (1)
11/21/10	Jeremy Maclin vs. Giants (W)	9, 120 (0)
11/07/10	DeSean Jackson vs. Colts (W)	7, 109 (1)
10/17/10	Jeremy Maclin vs. Falcons (W)	7, 159 (2)
10/03/10	LeSean McCoy (RB) vs. Washington (L)	12, 110 (0)
09/26/10	DeSean Jackson at Jaguars (W)	5, 153 (1)
09/19/10	DeSean Jackson at Lions (W)	4, 135 (1)
01/09/10	*Jeremy Maclin* at Cowboys (L)*	*7, 146 (1)*
12/27/09	Brent Celek (TE) vs. Broncos (W)	4, 121 (1)
12/20/09	DeSean Jackson vs. 49ers (W)	6, 140 (1)
12/13/09	DeSean Jackson at Giants (W)	6, 178 (1)
11/22/09	DeSean Jackson at Bears (W)	8, 107 (1)
11/15/09	Jason Avant at Chargers (L)	8, 156 (0)
10/11/09	Jeremy Maclin* vs. Buccaneers (W)	6, 142 (2)
09/27/09	Brent Celek (TE) vs. Chiefs (W)	8, 104 (1)
	DeSean Jackson vs. Chiefs (W)	6, 149 (1)
09/20/09	Brent Celek (TE) vs. Saints (L)	8, 104 (0)
	DeSean Jackson vs. Saints (L)	4, 101 (1)

100+ YARD RECEIVING GAMES (TDs)

01/18/09	*Kevin Curtis at Cardinals (L)*	*4, 122 (0)*
12/15/08	Jason Avant vs. Browns (W)	5, 101 (0)
11/02/08	Brent Celek (TE) at Seahawks (W)	6, 131 (0)
09/15/08	DeSean Jackson* at Cowboys (L)	6, 110 (0)
09/07/08	Hank Baskett vs. Rams (W)	2, 102 (1)
	DeSean Jackson* vs. Rams (W) - NFL debut	6, 106 (0)
	Greg Lewis vs. Rams (W)	5, 104 (0)
12/02/07	Kevin Curtis vs. Seahawks (L)	6, 111 (1)
10/28/07	Reggie Brown at Vikings (W)	8, 105 (0)
10/14/07	Kevin Curtis at Jets (W)	5, 121 (1)
09/23/07	Kevin Curtis vs. Lions (W)	11, 221 (3)
	Brian Westbrook (RB) vs. Lions (W)	5, 111 (1)
01/13/07	*Donté Stallworth at Saints (L)*	*3, 100 (1)*
12/31/06	Hank Baskett* vs. Falcons (W)	7, 177 (1)
12/04/06	Donté Stallworth vs. Panthers (W)	4, 111 (1)
11/12/06	Donté Stallworth vs. Washington (W)	6, 139 (1)
10/22/06	Brian Westbrook (RB) at Buccaneers (L)	7, 113 (1)
10/15/06	Reggie Brown at Saints (W)	6, 121 (1)
10/08/06	Hank Baskett* vs. Cowboys (W)	3, 112 (1)
09/24/06	Reggie Brown at 49ers (W)	5, 106 (0)
09/17/06	L.J. Smith (TE) vs. Giants (L) (OT)	7, 111 (0)
09/10/06	Donté Stallworth at Texans (W)	6, 141 (1)
10/30/05	Terrell Owens at Broncos (L)	3, 154 (1)
10/02/05	Terrell Owens at Chiefs (W)	11, 171 (1)
09/25/05	Brian Westbrook (RB) vs. Raiders (W)	6, 140 (1)
09/18/05	Terrell Owens vs. 49ers (W)	5, 143 (2)
	L.J. Smith (TE) vs. 49ers (W)	9, 119 (1)
09/12/05	Terrell Owens at Falcons (L)	7, 112 (0)
02/06/05	*Terrell Owens vs. Patriots (L)*	*9, 122 (0)*
12/05/04	Terrell Owens vs. Packers (W)	8, 161 (1)
	Brian Westbrook (RB) vs. Packers (W)	11, 156 (3)
11/21/04	Todd Pinkston vs. Washington (W)	5, 106 (0)
11/15/04	Terrell Owens at Cowboys (W)	6, 134 (3)
10/31/04	Terrell Owens vs. Ravens (W)	8, 101 (1)
10/24/04	Terrell Owens at Browns (W) (OT)	4, 109 (2)
	Todd Pinkston at Browns (W) (OT)	6, 100 (0)
10/17/04	Terrell Owens vs. Panthers (W)	4, 123 (0)
10/03/04	Terrell Owens at Bears (W)	8, 110 (1)
09/26/04	Terrell Owens at Lions (W)	6, 107 (1)
12/21/03	Todd Pinkston vs. 49ers (L) (OT)	5, 121 (1)
09/22/02	Antonio Freeman vs. Cowboys (W)	6, 118 (1)
09/16/02	James Thrash at Washington (W)	6, 107 (1)
12/30/01	James Thrash vs. Giants (W)	7, 143 (1)
12/22/01	Duce Staley (RB) at 49ers (L)	9, 103 (0)
09/23/01	James Thrash at Seahawks (W)	10, 165 (2)
12/10/00	Chad Lewis (TE) at Browns (W)	5, 100 (0)
10/01/00	Torrance Small vs. Falcons (W)	4, 122 (1)
10/31/99	Torrance Small vs. Giants (L) (OT)	4, 119 (1)
11/30/97	Irving Fryar vs. Bengals (W)	7, 122 (0)
11/23/97	Irving Fryar vs. Steelers (W)	7, 116 (1)
11/10/97	Irving Fryar vs. 49ers (L)	9, 138 (0)
10/12/97	Irving Fryar at Jaguars (L)	10, 124 (3)
09/28/97	Irving Fryar at Vikings (L)	9, 120 (1)
09/07/97	Irving Fryar vs. Packers (W)	8, 125 (0)
08/31/97	Michael Timpson at Giants (L)	9, 125 (0)
11/24/96	Irving Fryar at Cardinals (L)	7, 131 (0)
11/17/96	Chris T. Jones vs. Washington (L)	7, 103 (1)
11/03/96	Irving Fryar at Cowboys (W)	9, 120 (1)
10/27/96	Irving Fryar vs. Panthers (W)	7, 143 (0)
10/20/96	Irving Fryar vs. Dolphins (W)	8, 116 (4)
09/15/96	Chris T. Jones vs. Lions (W)	9, 121 (1)
12/30/95	*Fred Barnett vs. Lions (W)*	*8, 109 (1)*
12/17/95	Calvin Williams vs. Cardinals (W)	7, 105 (1)
11/12/95	Fred Barnett vs. Broncos (W)	7, 105 (0)
12/24/94	Calvin Williams at Bengals (L)	6, 122 (0)
11/06/94	Fred Barnett vs. Cardinals (W)	11, 173 (2)
10/24/94	Fred Barnett vs. Oilers (W)	5, 187 (1)
10/02/94	Calvin Williams at 49ers (W)	9, 122 (0)
09/12/94	Fred Barnett vs. Bears (W)	8, 102 (0)
01/03/94	James Joseph (RB) at 49ers (W) (OT)	6, 109 (0)
12/19/93	Calvin Williams at Colts (W)	6, 105 (1)
12/12/93	Herschel Walker (RB) vs. Bills (L)	11, 109 (0)
11/28/93	Herschel Walker (RB) at Washington (W)	10, 103 (0)
09/19/93	Calvin Williams vs. Washington (W)	8, 181 (3)
01/03/93	*Fred Barnett at Saints (W)*	*4, 102 (2)*
12/13/92	Fred Barnett at Seahawks (W) (OT)	9, 161 (0)
09/20/92	Fred Barnett vs. Broncos (W)	5, 102 (1)
	Calvin Williams vs. Broncos (W)	5, 108 (2)
09/13/92	Fred Barnett at Cardinals (W)	8, 193 (2)
11/17/91	Fred Barnett vs. Bengals (W)	6, 108 (0)
11/10/91	Fred Barnett at Browns (W)	8, 146 (1)
09/22/91	Roy Green vs. Steelers (W)	6, 114 (0)
09/15/91	Fred Barnett at Cowboys (W)	7, 111 (1)
09/01/91	Keith Byars (RB) at Packers (W)	8, 111 (1)
01/05/91	*Keith Jackson (TE) vs. Washington (L)*	*5, 116 (0)*
12/16/90	Fred Barnett* vs. Packers (W)	5, 108 (0)
12/02/90	Fred Barnett* at Bills (L)	2, 112 (1)
11/25/90	Keith Byars (RB) vs. Giants (W)	8, 128 (0)
10/15/90	Fred Barnett* vs. Vikings (W)	4, 114 (1)
09/30/90	Keith Byars (RB) vs. Colts (L)	12, 133 (0)
12/18/89	Keith Byars (RB) at Saints (L)	6, 109 (0)
10/02/89	Cris Carter at Bears (L)	8, 113 (0)
09/17/89	Keith Byars (RB) at Washington (W)	8, 130 (0)
	Keith Jackson (TE) at Washington (W)	12, 126 (3)
09/10/89	Mike Quick vs. Seahawks (W)	6, 140 (1)
12/31/88	*Keith Byars (RB) at Bears (L)*	*9, 103 (0)*
	Keith Jackson (TE) at Bears (L)*	*7, 142 (0)*
10/10/88	Cris Carter vs. Giants (W)	5, 162 (1)
09/18/88	Mike Quick at Washington (L)	4, 105 (1)
12/20/87	Mike Quick at Jets (W)	6, 148 (2)
11/29/87	Mike Quick at Patriots (W) (OT)	5, 121 (2)
10/18/87	Otis Grant at Packers (L) (OT)	7, 135 (0)
10/11/87	Kevin Bowman at Cowboys (L)	5, 123 (1)
12/07/86	Mike Quick vs. Cardinals (T) (OT)	5, 127 (0)
11/30/86	Mike Quick at Raiders (W) (OT)	8, 145 (3)
09/21/86	Kenny Jackson vs. Broncos (L)	5, 127 (1)
12/01/85	Mike Quick vs. Vikings (L)	8, 127 (1)
11/10/85	Mike Quick vs. Falcons (W)	3, 145 (1)
11/03/85	Mike Quick at 49ers (L)	6, 146 (1)
10/27/85	Mike Quick vs. Bills (W)	8, 117 (1)
10/20/85	Kenny Jackson vs. Cowboys (W)	6, 134 (1)
10/13/85	Herman Hunter* (RB) vs. Cardinals (W)	6, 120 (1)
10/06/85	John Spagnola (TE) at Saints (L)	12, 124 (2)
12/16/84	Mike Quick at Falcons (L)	7, 135 (1)
12/02/84	John Spagnola (TE) vs. Cowboys (L)	11, 114 (0)
11/25/84	Mike Quick at Cardinals (L)	8, 107 (1)
11/04/84	Mike Quick at Lions (T) (OT)	5, 110 (1)
10/28/84	Mike Quick vs. Cardinals (L)	6, 170 (1)
09/02/84	Mike Quick at Giants (L)	8, 147 (1)
12/18/83	Harold Carmichael at Cardinals (L)	5, 102 (0)
11/27/83	Melvin Hoover at Washington (L)	4, 128 (0)
	Mike Quick at Washington (L)	5, 104 (2)
11/06/83	Mike Quick vs. Cowboys (L)	7, 120 (1)
10/02/83	Mike Quick at Falcons (W)	4, 122 (1)
09/25/83	Mike Quick vs. Cardinals (L)	6, 133 (0)
09/18/83	Mike Quick at Broncos (W)	6, 152 (1)

100+ YARD RECEIVING GAMES (TDs)

09/11/83	Harold Carmichael vs. Washington (L)	9, 108 (0)
	Mike Quick vs. Washington (L)	4, 106 (1)
11/28/82	Harold Carmichael at Washington (L)	6, 109 (1)
09/19/82	Harold Carmichael at Browns (W)	6, 100 (0)
11/08/81	Harold Carmichael at Cardinals (W)	5, 103 (2)
11/01/81	Harold Carmichael vs. Cowboys (L)	5, 151 (1)
10/18/81	Harold Carmichael at Vikings (L)	8, 109 (1)
	Wilbert Montgomery (RB) at Vikings (L)	10, 143 (1)
12/14/80	Charlie Smith vs. Cardinals (W)	7, 134 (0)
11/09/80	Charlie Smith at Saints (W)	9, 137 (0)
11/02/80	Charlie Smith at Seahawks (W)	5, 109 (1)
09/28/80	Harold Carmichael at Cardinals (L)	5, 108 (0)
09/07/80	Harold Carmichael vs. Broncos (W)	3, 135 (1)
12/23/79	*Harold Carmichael vs. Bears (W)*	*6, 111 (2)*
09/10/79	Harold Carmichael vs. Falcons (L)	9, 127 (0)
12/24/78	*Charlie Smith at Falcons (L)*	*7, 108 (0)*
12/03/78	Harold Carmichael at Vikings (L)	4, 115 (2)
11/19/78	Harold Carmichael at Giants (W)	5, 105 (0)
10/29/78	Harold Carmichael vs. Cardinals (L)	7, 126 (1)
10/22/78	Keith Krepfle (TE) at Cowboys (L)	4, 100 (1)
10/30/77	Harold Carmichael at Washington (L)	4, 116 (1)
11/09/75	Charlie Smith vs. Cardinals (L)	7, 102 (0)
12/08/74	Charle Young (TE) at Giants (W)	9, 103 (1)
11/17/74	Charle Young (TE) vs. Cardinals (L)	7, 101 (0)
12/16/73	Harold Carmichael at Washington (L)	4, 111 (0)
	Charle Young* (TE) at Washington (L)	5, 104 (1)
12/09/73	Harold Carmichael vs. Jets (W)	5, 146 (1)
12/02/73	Charle Young* (TE) at 49ers (L)	6, 112 (1)
11/18/73	Charle Young* (TE) at Cowboys (L)	4, 113 (1)
11/11/73	Harold Carmichael vs. Falcons (L)	6, 105 (1)
11/04/73	Charle Young* (TE) vs. Patriots (W)	8, 108 (2)
10/14/73	Harold Carmichael at Cardinals (W)	12, 187 (2)
09/30/73	Norm Bulaich vs. Washington (L)	6, 109 (1)
09/23/73	Harold Carmichael at Giants (T)	5, 103 (1)
12/17/72	Harold Carmichael at Cardinals (L)	5, 100 (1)
11/26/72	Harold Jackson at Giants (L)	5, 152 (1)
10/02/72	Harold Jackson vs. Giants (L)	9, 138 (0)
09/24/72	Harold Jackson vs. Browns (L)	7, 131 (1)
09/17/72	Harold Jackson at Cowboys (L)	9, 161 (0)
12/19/71	Harold Jackson at Giants (W)	7, 145 (1)
12/12/71	Harold Jackson vs. Cardinals (W)	4, 109 (1)
11/28/71	Ben Hawkins vs. Washington (L)	7, 126 (0)
11/21/71	Harold Jackson at Cardinals (W)	8, 117 (1)
09/19/71	Ben Hawkins at Bengals (L)	7, 118 (2)
11/01/70	Ben Hawkins at Cowboys (L)	2, 105 (1)
10/11/70	Harold Jackson at Giants (L)	7, 194 (2)
12/07/69	Ben Hawkins vs. Washington (L)	4, 112 (0)
11/30/69	Gary Ballman at Saints (L)	4, 119 (1)
11/23/69	Harold Jackson at Cardinals (W)	8, 127 (0)
11/09/69	Harold Jackson at Washington (T)	8, 112 (0)
10/26/69	Harold Jackson vs. Saints (W)	6, 105 (0)
10/19/69	Harold Jackson at Cowboys (L)	3, 107 (1)
10/13/69	Harold Jackson at Colts (L)	8, 138 (1)
10/05/69	Gary Ballman vs. Cowboys (L)	5, 108 (0)
09/28/69	Ben Hawkins vs. Steelers (W)	7, 145 (4)
11/10/68	Fred Hill (TE) vs. Washington (L)	9, 114 (0)
10/27/68	Ben Hawkins at Steelers (L)	7, 108 (0)
10/06/68	Ben Hawkins at Washington (L)	6, 105 (1)
09/29/68	Ben Hawkins vs. Cowboys (L)	6, 103 (0)
12/03/67	Ben Hawkins at Washington (T)	5, 151 (2)
10/22/67	Ben Hawkins at Cardinals (L)	6, 197 (1)
10/15/67	Ben Hawkins vs. 49ers (L)	6, 150 (1)
10/01/67	Ben Hawkins vs. Steelers (W)	8, 187 (2)
09/17/67	Gary Ballman vs. Washington (W)	4, 105 (2)
	Ben Hawkins vs. Washington (W)	5, 100 (0)
09/25/66	Pete Retzlaff (TE) vs. Giants (W)	5, 120 (1)
12/05/65	Ray Poage vs. Cowboys (L)	5, 142 (1)
	Pete Retzlaff (TE) vs. Cowboys (L)	6, 118 (0)
11/28/65	Pete Retzlaff (TE) at Cardinals (W)	9, 148 (3)
11/14/65	Pete Retzlaff (TE) vs. Washington (W)	7, 204 (0)
11/07/65	Pete Retzlaff (TE) at Browns (L)	7, 151 (3)
10/17/65	Pete Retzlaff (TE) at Giants (L)	6, 133 (1)
09/26/65	Timmy Brown (RB) vs. Giants (L)	8, 106 (0)
09/19/65	Timmy Brown (RB) vs. Cardinals (W)	7, 129 (1)
12/13/64	Pete Retzlaff (TE) at Cardinals (L)	6, 106 (1)
11/29/64	Pete Retzlaff (TE) at Browns (L)	5, 100 (1)
11/08/64	Pete Retzlaff (TE) at Rams (L)	6, 105 (0)
10/25/64	Bill Mack at Steelers (W)	3, 104 (1)
10/04/64	Timmy Brown (RB) vs. Steelers (W)	2, 110 (2)
09/20/64	Pete Retzlaff (TE) vs. 49ers (L)	8, 121 (1)
09/13/64	Pete Retzlaff (TE) vs. Giants (W)	6, 139 (1)
10/13/63	Tommy McDonald at Washington (W)	8, 139 (2)
10/06/63	Pete Retzlaff (TE) vs. Cowboys (W)	4, 107 (0)
09/15/63	Tommy McDonald vs. Steelers (T)	7, 179 (2)
12/16/62	Timmy Brown (RB) at Cardinals (L)	5, 199 (2)
	Tommy McDonald at Cardinals (L)	4, 162 (3)
12/09/62	Pete Retzlaff (TE) vs. Steelers (L)	7, 122 (2)
12/02/62	Pete Retzlaff (TE) at Washington (W)	8, 135 (1)
11/25/62	Tommy McDonald vs. Cowboys (W)	3, 108 (1)
	Pete Retzlaff (TE) vs. Cowboys (W)	4, 113 (0)
10/28/62	Timmy Brown (RB) at Vikings (L)	5, 174 (1)
10/21/62	Howard Cassady vs. Washington (L)	8, 133 (2)
10/14/62	Tommy McDonald at Cowboys (L)	7, 131 (0)
09/30/62	Tommy McDonald vs. Browns (W)	6, 140 (1)
09/23/62	Timmy Brown (RB) vs. Giants (L)	9, 160 (1)
09/16/62	Pete Retzlaff (TE) vs. Cardinals (L)	4, 126 (0)



PETE RETZLAFF



TOMMY McDONALD

100+ YARD RECEIVING GAMES (TDs)

12/17/61	Pete Retzlaff (TE) at Lions (W)	9, 105 (1)
12/10/61	Tommy McDonald vs. Giants (L)	7, 237 (2)
11/26/61	Tommy McDonald vs. Cowboys (W)	5, 131 (3)
11/05/61	Tommy McDonald vs. Bears (W)	6, 109 (1)
10/29/61	Tommy McDonald at Washington (W)	7, 141 (1)
	Pete Retzlaff (TE) at Washington (W)	7, 125 (2)
10/01/61	Tommy McDonald vs. Cardinals (L)	11, 187 (0)
	Bobby Walston vs. Cardinals (L)	2, 127 (0)
12/18/60	Timmy Brown (RB) at Washington (W)	5, 128 (1)
	Tommy McDonald at Washington (W)	2, 116 (2)
	Pete Retzlaff (TE) at Washington (W)	5, 110 (1)
12/11/60	Timmy Brown (RB) at Steelers (L)	3, 112 (1)
12/04/60	Pete Retzlaff (TE) at Cardinals (W)	5, 123 (1)
11/20/60	Bobby Walston at Giants (W)	6, 119 (0)
11/06/60	Tommy McDonald vs. Steelers (W)	8, 141 (3)
10/09/60	Pete Retzlaff (TE) vs. Cardinals (W)	7, 132 (2)
12/06/59	Tommy McDonald at Washington (W)	9, 153 (3)
11/15/59	Pete Retzlaff (TE) vs. Cardinals (W)	5, 137 (1)
10/25/59	Tommy McDonald at Cardinals (W)	3, 122 (2)
10/04/59	Tommy McDonald vs. Giants (W)	6, 133 (3)
12/14/58	Tommy McDonald at Washington (L)	4, 148 (0)
11/16/58	Bill Barnes (RB) vs. Cardinals (W)	7, 109 (0)
10/26/58	Pete Retzlaff (TE) at Packers (L)	6, 121 (0)
10/14/56	Bobby Walston at Steelers (W)	4, 108 (1)
09/30/56	Bobby Walston at Rams (L)	5, 115 (0)
12/11/55	Pete Pihos at Bears (L)	11, 114 (0)
12/04/55	Pete Pihos vs. Cardinals (W)	10, 127 (1)
11/27/55	Pete Pihos vs. Rams (L)	6, 103 (1)
11/13/55	Bill Stribling vs. Browns (W)	6, 123 (2)
11/06/55	Pete Pihos at Washington (W)	8, 119 (1)
12/12/54	Pete Pihos vs. Giants (W0	8, 119 (1)
11/28/54	Jerry Williams (RB) vs. Washington (W0	6, 163 (1)
11/07/54	Dom Moselle (RB) vs. Cardinals (W)	7, 100 (1)
10/23/54	Pete Pihos at Steelers (L)	7, 111 (1)
10/17/54	Pete Pihos at Washington (W)	9, 132 (3)
10/03/54	Bobby Walston at Cardinals (W)	5, 110 (3)
	Jerry Williams (RB) at Cardinals (W)	5, 166 (1)
11/21/53	Pete Pihos vs. Cardinals (W)	7, 113 (0)
11/15/53	Pete Pihos vs. Colts (W)	7, 118 (1)
	Bobby Walston vs. Colts (W)	7, 110 (0)
11/08/53	Pete Pihos vs. Giants (W)	7, 145 (2)
	Bobby Walston vs. Giants (W)	8, 176 (2)
10/25/53	Pete Pihos at Cardinals (W)	8, 156 (1)
10/10/53	Bobby Walston at Browns (L)	4, 110 (0)
12/07/52	Bud Grant vs. Texans (W)	11, 203 (2)
11/30/52	Bud Grant at Cardinals (L)	8, 186 (1)
11/23/52	Bobby Walston at Browns (W)	4, 121 (1)
10/12/52	Bud Grant vs. Steelers (W)	5, 111 (1)
09/28/52	Bud Grant at Steelers (W)	4, 135 (1)
10/21/51	Bobby Walston* at Giants (L)	6, 118 (2)
10/22/50	Jack Ferrante at Steelers (W)	5, 118 (0)
10/15/50	Jack Ferrante at Colts (W)	6, 103 (0)
10/07/50	Jack Ferrante vs. Rams (W)	4, 101 (2)
11/13/49	Clyde Scott* (RB) at Washington (W)	4, 127 (1)
12/12/48	Jack Ferrante vs. Lions (W)	7, 184 (3)
11/28/48	Pete Pihos vs. Steelers (W)	7, 112 (1)
11/07/48	Pete Pihos at Giants (W)	5, 128 (2)
12/14/47	Pete Pihos* vs. Packers (W)	4, 108 (1)
11/11/45	Jack Ferrante vs. Giants (W)	5, 135 (2)
10/28/45	Jack Ferrante vs. Rams (W)	5, 101 (1)
12/05/43	Tony Bova vs. Packers (L)	3, 106 (2)
11/01/42	Fred Meyer* at Washington (L)	4, 119 (0)
12/01/40	Don Looney* at Washington (L)	14, 180 (0)
10/26/40	Lester McDonald vs. Dodgers (L)	6, 102 (0)
09/22/40	Don Looney* at Rams (L)	8, 129 (2)
09/15/40	Don Looney* at Packers (L)	8, 115 (1)
11/19/39	Herschel Ramsey at Bears (L)	8, 131 (1)
09/11/38	Joe Carter vs. Washington (L)	6, 116 (2)
11/14/37	Joe Carter at Packers (L)	6, 139 (1)

* Rookie | *Playoff Game*

NFL RECORDS HELD BY EAGLES

MOST TOUCHDOWN PASSES, Game

7 Nick Foles (11/3/13 at Raiders) and Adrian Burk (10/17/54 at Washington); *tied with Drew Brees, Saints (2015), Peyton Manning, Broncos (2013), Joe Kapp, Vikings (1969), Y.A. Tittle, Giants (1962), George Blanda, Houson Oilers (1961) and Sid Luckman, Bears (1943)*

MOST CONSECUTIVE COMPLETIONS

25 Nick Foles (12/30/18 at Washington); *tied with Philip Rivers, Chargers (25 vs. Cardinals, 2018) and Ryan Tannehill, Dolphins (7 at Texans, 2015)*

LONGEST TOUCHDOWN PASS

99t Ron Jaworski to Mike Quick (11/10/85 vs. Falcons) (OT); *tied with many others*

MOST INTERCEPTIONS RETURNED FOR TD, Season

4 Eric Allen, 1993; *tied with Jim Kearney, Chiefs (1972) and Ken Houston, Houston Oilers (1971)*

MOST INTERCEPTIONS, Game

4 Russ Craft (9/24/50 at Chi. Cardinals); *tied with 17 others*

MOST KICKOFF RETURN TOUCHDOWNS, Game

2 Timmy Brown (11/6/66 vs. Cowboys), 93 and 90 yards; *tied with Josh Cribbs, Browns (2009), Andre Davis, Texans (2007), Devin Hester, Bears (2006), Chad Morton, Jets (2002), Tyrone Hughes, Saints (1994), Ron Brown, Rams (1985) and Travis Williams, Packers (1967)*

MOST 50+ YARD TOUCHDOWNS, Season

8 DeSean Jackson (2009); *tied with Devin Hester, Bears (2007) and Elroy "Crazy Legs" Hirsch, Rams (1951)*



A.J. BROWN

SCRIMMAGE YARDS CAREER

Rk	Player	G	Touches	Yds	Avg	Yds/G	TD
1.	Brian Westbrook (RB) (2002-09)	107	1,734	9,785	5.6	91.4	66
2.	LeSean McCoy (RB) (2009-14)	90	1,761	9,074	5.2	100.8	54
3.	Harold Carmichael (WR) (1971-83)	180	598	9,042	15.1	50.2	79
4.	Wilbert Montgomery (RB) (1977-84)	100	1,731	8,985	5.2	89.9	57
5.	Pete Retzlaff (TE) (1956-66)	132	458	7,408	16.2	56.1	47
6.	Duce Staley (RB) (1997-2003)	98	1,475	7,305	5.0	74.5	32
7.	Timmy Brown (B) (1960-67)	96	1,081	7,049	6.5	73.4	55
8.	DeSean Jackson (WR) (2008-13, '19-20)	95	437	6,897	15.8	72.6	38
9.	Mike Quick (WR) (1982-90)	101	364	6,459	17.7	64.0	61
10.	Steve Van Buren (B) (1944-51)	83	1,365	6,383	4.7	76.9	72
11.	Zach Ertz (TE) (2013-21)	123	579	6,267	10.8	51.0	38
12.	Keith Byars (RB) (1986-92)	105	1,121	6,204	5.5	59.1	30
13.	Pete Pihos (E) (1947-55)	107	382	5,615	14.7	52.5	61
14.	Tommy McDonald (FL) (1957-63)	88	304	5,521	18.2	62.7	66
15.	Bobby Walston (WR/K) (1951-62)	148	315	5,375	17.1	36.3	46
16.	Ricky Watters (RB) (1995-97)	48	1,136	5,112	4.5	106.5	32
17.	Brent Celek (TE) (2007-17)	175	398	4,998	12.6	28.6	31
18.	Jeremy Maclin (WR) (2009-14)	75	349	4,801	13.8	64.0	36
19.	Ben Hawkins (FL) (1966-73)	102	271	4,772	17.6	46.8	32
20.	Tom Woodeshick (B) (1963-71)	111	956	4,736	5.0	42.7	27

TOUCHES CAREER

Rk	Player	Touches
1.	LeSean McCoy (2009-14)	1,761
2.	Brian Westbrook (2002-09)	1,734
3.	Wilbert Montgomery (1977-84)	1,731
4.	Duce Staley (1997-2003)	1,475
5.	Steve Van Buren (B) (1944-51)	1,365

YARDS/TOUCH CAREER

Rk	Player	Avg
1.	Timmy Brown (B) (1960-67)	6.5
2.	Brian Westbrook (2002-09)	5.6
3.	Keith Byars (1986-92)	5.5
4t.	**Saquon Barkley (2024-)**	**5.2**
	Wilbert Montgomery (1977-84)	5.2
	LeSean McCoy (2009-14)	5.2

SCRIMMAGE YARDS SEASON

Rk	Player	Touches	Yds	Avg	Yds/G	TD
1.	**Saquon Barkley (2024)**	**378**	**2,283**	**6.0**	**142.7**	**15**
2.	LeSean McCoy (2013)	366	2,146	5.9	134.1	11
3.	Brian Westbrook (2007)	368	2,104	5.7	140.3	12
4.	Wilbert Montgomery (1979)	379	2,006	5.3	125.4	14
5.	Wilbert Montgomery (1981)	335	1,923	5.7	128.2	10
6.	Brian Westbrook (2006)	317	1,916	6.0	127.7	11
7.	Ricky Watters (1996)	404	1,855	4.6	115.9	13
8.	Ricky Watters (1995)	399	1,707	4.3	106.7	12
9.	LeSean McCoy (2010)	285	1,672	5.9	111.5	9
10.	LeSean McCoy (2011)	321	1,624	5.1	108.3	20

TOUCHES SEASON

Rk	Player	Touches
1.	Ricky Watters (1996)	404
2.	Ricky Watters (1995)	399
3.	Wilbert Montgomery (1979)	379
4.	**Saquon Barkley (2024)**	**378**
5.	Brian Westbrook (2007)	368

YARDS/TOUCH SEASON

Rk	Player	Avg
1t.	Timmy Brown (1965)	7.4
	Timmy Brown (1962)	7.4
3.	Herschel Walker (1994)	6.3
4.	Steve Van Buren (1945)	6.2
5.	**Saquon Barkley (2024)**	**6.0**

SCRIMMAGE YARDS GAME

Rk	Player	Yds
1.	**Saquon Barkley (11/24/24 at Rams)**	**302**
2.	Duce Staley (9/3/00 at Cowboys)	262
3.	Timmy Brown (12/16/62 at Cardinals)	249
4t.	Wilbert Montgomery (11/4/79 vs. Browns)	237
	Tommy McDonald (12/10/61 vs. Giants)	237

TOUCHES GAME

Rk	Player	Touches
1t.	Brian Westbrook (12/7/08 at Giants)	39
	Ricky Watters (12/10/95 vs. Cowboys)	39
	Heath Sherman (11/12/90 vs. Washington)	39
4.	Heath Sherman (10/6/91 at Buccaneers)	37
5.	Ricky Watters (10/8/95 vs. Washington) (OT)	36

CAREER RECORDS – min. 750 touches

SEASON RECORDS – min. 150 touches

SACKS CAREER

Rk	Player	Sacks
1.	Reggie White (DE) (1985-92)	124.0
2.	Trent Cole (DE/LB) (2005-14)	85.5
3.	Brandon Graham (DE) (2010-25)	79.5
4.	Clyde Simmons (DE) (1986-93)	76.0
5.	Fletcher Cox (DT) (2012-23)	70.0
6.	Hugh Douglas (DE) (1998-2002, '04)	54.5
7.	Greg Brown (DE) (1982-86)	50.5
8.	Josh Sweat (DE) (2018-24)	43.0
9.	Andy Harmon (DT) (1991-97)	39.5
10.	Seth Joyner (LB) (1986-93)	37.0
11.	William Fuller (DE) (1994-96)	35.5
12.	Dennis Harrison (DE) (1978-84)	34.0
13.	William Thomas (LB) (1991-99)	33.0
14.	Ken Clarke (DT) (1982-87)	32.5
15.	Corey Simon (DT) (2000-04)	32.0
16t.	Connor Barwin (DE/LB) (2013-16)	31.5
	Juqua Parker (DE) (2005-11)	31.5
	Mike Mamula (DE) (1995-2000)	31.5
19.	Vinny Curry (DE) (2012-17, '19-20)	30.0
20.	Jerome Brown (DT) (1987-91)	29.5

Note: Only includes figures since 1982 (when sacks became an official NFL statistic)

SACKS SEASON

Rk	Player	Sacks
1.	Reggie White (DE) (1987)	21.0
2.	Clyde Simmons (DE) (1992)	19.0
3t.	Jason Babin (DE) (2011)	18.0
	Reggie White (DE) (1988)	18.0
	Reggie White (DE) (1986)	18.0
6t.	Haason Reddick (DE) (2022)	16.0
	Greg Brown (DE) (1984)	16.0
8.	Clyde Simmons (DE) (1989)	15.5
9t.	Hugh Douglas (DE) (2000)	15.0
	Reggie White (DE) (1991)	15.0

SACKS GAME

Rk	Player	Sacks
1t.	Hugh Douglas (DE) (10/18/98 at Chargers)	4.5
	Clyde Simmons (DE) (9/15/91 at Cowboys)	4.5
3t.	Reggie White (DE) (9/25/88 at Vikings)	4.0
	Reggie White (DE) (11/30/86 at L.A. Raiders)	4.0
	Reggie White (DE) (11/2/86 at StL Cardinals)	4.0
	Garry Cobb (LB) (10/5/86 at Falcons)	4.0
	Greg Brown (DE) (12/16/84 at Falcons)	4.0



REGGIE WHITE

GAMES WITH 3.0 SACKS

3.0-SACK GAMES, Career

Rk	Player	Games
1.	Reggie White (1985-92)	9
2.	Clyde Simmons (1986-93)	4
3t.	Trent Cole (2005-14)	3
	Jason Babin (2009, '11-12)	3
5t.	Fletcher Cox (2012-23)	2
	Brandon Graham (2010-25)	2
	Several others tied	2

Includes playoff games

3.0-SACK GAMES, Season

Rk	Player	Games
1t.	Jason Babin (2011)	3
	Reggie White (1986)	3
3t.	Connor Barwin (2014)	2
	Clyde Simmons (1992)	2
	Dennis Harrison (1983)	2

Regular season only

GAMES WITH MULTIPLE SACKS

MULTI-SACK GAMES, Career

Rk	Player	Games
1.	Reggie White (1985-92)	38
2.	Clyde Simmons (1986-93)	22
3.	Trent Cole (2005-14)	20
4.	Brandon Graham (2010-25)	18
5.	Hugh Douglas (1998-2002, '04)	13

Includes playoff games

MULTI-SACK GAMES, Season

Rk	Player	Games
1.	Reggie White (1987)	9
2.	Clyde Simmons (1992)	7
3t.	Jason Babin (2011)	6
	Reggie White (1988)	6
5t.	Haason Reddick (2022)	5
	Hugh Douglas (2000)	5
	Clyde Simmons (1991)	5

Regular season only

CONSECUTIVE MULTI-SACK GAMES

Rk	Player	Games
1.	Reggie White (1987)	4
2t.	Haason Reddick (2022)	3
	Jason Babin (2011)	3
	William Fuller (1995)	3
	Andy Harmon (1995)	3
	Reggie White (1986)	3
	Dennis Harrison (1982)	3

CONSECUTIVE GAMES WITH A SACK

Rk	Player	Games
1t.	Haason Reddick (2022)	8
	Reggie White (1987-88)	8
	Reggie White (1986-87)	8
4t.	William Fuller (1994)	7
	Dennis Harrison (1982)	7
6.	Clyde Simmons (1992)	6

MULTI-SACK GAMES (SINCE 1982)

11/22/26	**Byron Young vs. Steelers (W)**	**2.0**
11/08/26	**Zack Baun vs. Giants (L)**	**2.0**
10/11/26	**Jalen Carter at Jaguars (L)**	**2.0**
12/28/25	**Jalyx Hunt at Bills (W)**	**2.0**
12/14/25	Brandon Graham vs. Raiders (W)	2.0
12/08/25	**Jalyx Hunt at Chargers (L)**	**2.5**
	Jordan Davis at Chargers (L)	**1.5**
	Byron Young at Chargers (L)	**1.5**
02/09/25	*Josh Sweat vs. Chiefs (W)*	*2.5*
	Milton Williams vs. Chiefs (W)	*2.0*
01/19/25	***Jalen Carter vs. Rams (W)***	***2.0***
01/12/25	***Nolan Smith vs. Packers (W)***	***2.0***
11/24/24	Milton Williams at Rams (W)	2.0
11/03/24	Josh Sweat vs. Jaguars (W)	2.0
10/20/24	**Jalen Carter at Giants (W)**	**2.0**
	Nakobe Dean at Giants (W)	2.0
09/06/24	**Zack Baun vs. Packers (W)**	**2.0**
12/10/23	Haason Reddick at Cowboys (L)	2.0
12/03/23	Fletcher Cox vs. 49ers (L)	1.5
11/05/23	Brandon Graham vs. Cowboys (W)	1.5
10/22/23	Josh Sweat vs. Dolphins (W)	2.0
10/15/23	Haason Reddick at Jets (L)	2.5
10/08/23	**Jalen Carter at Rams (W)**	**2.0**
	Haason Reddick at Rams (W)	2.0
10/01/23	Nicholas Morrow vs. Commanders (W)	3.0
01/29/23	*Haason Reddick vs. 49ers (W)*	*2.0*
01/21/23	*Haason Reddick vs. Giants (W)*	*1.5*
	Josh Sweat vs. Giants (W)	*1.5*
01/01/23	Brandon Graham vs. Saints (L)	2.0
	Haason Reddick vs. Saints (L)	2.0
12/24/22	Haason Reddick at Cowboys (L)	2.0
	Josh Sweat at Cowboys (L)	1.5
12/18/22	Javon Hargrave at Bears (W)	2.0
	Haason Reddick at Bears (W)	2.0
	Josh Sweat at Bears (W)	2.0
12/11/22	Brandon Graham at Giants (W)	3.0
12/04/22	Josh Sweat vs. Titans (W)	2.0
11/03/22	Javon Hargrave at Texans (W)	3.0
10/30/22	Javon Hargrave vs. Steelers (W)	2.0
10/02/22	Haason Reddick vs. Jaguars (W)	2.0
09/25/22	Brandon Graham at Commanders (W)	2.5
	Fletcher Cox at Commanders (W)	1.5
	Haason Reddick at Commanders (W)	1.5
	Josh Sweat at Commanders (W)	1.5
01/16/22	*Ryan Kerrigan at Buccaneers (L)*	*1.5*
01/02/22	Josh Sweat at Washington (W)	1.5
12/21/21	Fletcher Cox vs. Washington (W)	2.0
12/05/21	Josh Sweat at Jets (W)	1.5
10/31/21	Josh Sweat at Lions (W)	2.0
09/27/21	Javon Hargrave at Cowboys (L)	2.0
09/12/21	Javon Hargrave at Falcons (W)	2.0
12/13/20	Javon Hargrave vs. Saints (W)	2.0
	Josh Sweat vs. Saints (W)	2.0
10/18/20	Brandon Graham vs. Ravens (L)	2.0
09/27/20	Derek Barnett vs. Bengals (T)	2.0
	Brandon Graham vs. Bengals (T)	2.0
	Jalen Mills vs. Bengals (T)	1.5
12/29/19	Derek Barnett at Giants (W)	2.0
12/09/19	Vinny Curry vs. Giants (W)	2.0
11/24/19	Brandon Graham vs. Seahawks (L)	1.5
	Malcolm Jenkins vs. Seahawks (L)	2.0
10/27/19	Fletcher Cox at Bills (W)	1.5
10/06/19	Brandon Graham vs. Jets (W)	3.0
	Orlando Scandrick vs. Jets (W)	2.0
12/30/18	Fletcher Cox at Washington (W)	3.0
12/23/18	Chris Long vs. Texans (W)	2.0
12/09/18	Michael Bennett at Cowboys (L)	1.5
	Fletcher Cox at Cowboys (L)	1.5
11/11/18	Michael Bennett vs. Cowboys (L)	2.0
	Brandon Graham vs. Cowboys (L)	1.5
10/28/18	Jordan Hicks at Jaguars (W)	1.5
	Chris Long at Jaguars (W)	2.0
09/23/18	Derek Barnett vs. Colts (W)	1.5
09/06/18	Fletcher Cox vs. Falcons (W)	1.5
	Jordan Hicks vs. Falcons (W)	1.5
12/03/17	Brandon Graham at Seahawks (L)	1.5
11/19/17	Derek Barnett* at Cowboys (W)	2.0
10/23/17	Derek Barnett* vs. Washington (W)	2.0
09/10/17	Brandon Graham at Washington (W)	2.0
12/11/16	Fletcher Cox vs. Washington (L)	1.5
09/25/16	Fletcher Cox vs. Steelers (W)	2.0
12/26/15	Fletcher Cox vs. Washington (L)	2.0
12/06/15	Connor Barwin at Patriots (W)	2.0
	Brandon Graham at Patriots (W)	2.0
11/26/15	Vinny Curry at Lions (L)	2.0
11/08/15	Brandon Graham at Cowboys (W)	2.0
10/11/15	Fletcher Cox vs. Saints (W)	3.0
11/23/14	Connor Barwin vs. Titans (W)	2.0
	Trent Cole vs. Titans (W)	2.0
11/10/14	Connor Barwin vs. Panthers (W)	3.5
	Brandon Graham vs. Panthers (W)	1.5
10/12/14	Connor Barwin vs. Giants (W)	3.0
	Vinny Curry vs. Giants (W)	2.0
10/05/14	Connor Barwin vs. Rams (W)	2.0
12/22/13	Trent Cole vs. Bears (W)	3.0
	Mychal Kendricks vs. Bears (W)	2.0
12/01/13	Trent Cole vs. Cardinals (W)	2.0
	Brandon Graham vs. Cardinals (W)	2.0
11/17/13	Trent Cole vs. Washington (W)	2.0
12/13/12	Fletcher Cox* vs. Bengals (L)	1.5
	Brandon Graham vs. Bengals (L)	2.5
12/02/12	Brandon Graham at Cowboys (L)	1.5
09/23/12	Jason Babin at Cardinals (L)	1.5
12/18/11	Jason Babin vs. Jets (W)	3.0
12/11/11	Jason Babin at Dolphins (W)	3.0
	Trent Cole at Dolphins (W)	3.0
12/01/11	Jason Babin at Seahawks (L)	2.0
10/30/11	Jason Babin vs. Cowboys (W)	2.0
10/02/11	Jason Babin vs. 49ers (L)	3.0
09/18/11	Cullen Jenkins at Falcons (L)	2.0
09/11/11	Jason Babin at Rams (W)	2.0
11/28/10	Trent Cole at Bears (L)	2.0
10/17/10	Trent Cole vs. Falcons (W)	2.0
09/26/10	Trent Cole at Jaguars (W)	2.0
	Trevor Laws at Jaguars (W)	2.0
09/12/10	Juqua Parker vs. Packers (L)	2.0
12/20/09	Trent Cole vs. 49ers (W)	2.0
12/13/09	Darren Howard at Giants (W)	2.0
10/26/09	Trent Cole at Washington (W)	2.0
09/13/09	Darren Howard at Panthers (W)	2.0
12/28/08	Chris Clemons vs. Cowboys (W)	2.0
11/16/08	Trent Cole at Bengals (T)	2.0
	Darren Howard at Bengals (T)	2.0
11/02/08	Darren Howard at Seahawks (W)	1.5

MULTI-SACK GAMES (SINCE 1982)

09/21/08	Omar Gaither vs. Steelers (W)	1.5
	Darren Howard vs. Steelers (W)	2.0
	Juqua Parker vs. Steelers (W)	2.5
12/09/07	Trent Cole vs. Giants (L)	2.0
10/28/07	Trent Cole at Vikings (W)	2.0
09/23/07	Brodrick Bunkley vs. Lions (W)	2.0
	Trent Cole vs. Lions (W)	3.5
	Juqua Parker vs. Lions (W)	2.0
09/09/07	Trent Cole at Packers (L)	1.5
01/13/07	*Darwin Walker at Saints (L)*	*2.0*
12/31/06	Matt McCoy vs. Falcons (W)	2.0
	Juqua Parker vs. Falcons (W)	2.0
11/19/06	Trent Cole vs. Titans (L)	1.5
10/08/06	Darren Howard vs. Cowboys (W)	2.0
	Darwin Walker vs. Cowboys (W)	3.0
09/17/06	Trent Cole vs. Giants (L)	2.0
	Jevon Kearse vs. Giants (L)	2.5
	Mike Patterson vs. Giants (L)	1.5
09/10/06	Trent Cole at Texans (W)	2.0
11/20/05	Trent Cole* at Giants (L)	2.0
	Jevon Kearse at Giants (L)	2.5
11/14/05	Trent Cole* vs. Cowboys (L)	2.0
09/12/05	Brian Dawkins at Falcons (L)	1.5
	Darwin Walker at Falcons (L)	1.5
01/23/05	*Derrick Burgess vs. Falcons (W)*	*2.0*
12/05/04	Corey Simon vs. Packers (W)	2.0
	Darwin Walker vs. Packers (W)	2.0
11/28/04	Corey Simon at Giants (W)	2.0
11/07/04	Sam Rayburn at Steelers (L)	2.0
10/31/04	Jevon Kearse vs. Ravens (W)	2.0
09/26/04	Jevon Kearse at Lions (W)	3.0
11/16/03	Darwin Walker vs. Giants (W)	1.5
12/21/02	N.D. Kalu at Cowboys (W)	2.0
12/08/02	Brandon Whiting at Seahawks (W)	2.0
12/01/02	Hugh Douglas vs. Rams (W)	2.0
	N.D. Kalu vs. Rams (W)	3.0
11/03/02	Hugh Douglas at Bears (W)	2.0
10/20/02	Carlos Emmons vs. Buccaneers (W)	2.0
12/09/01	Derrick Burgess at Chargers (W)	2.0
11/29/01	Corey Simon at Chiefs (W)	2.0
11/25/01	Corey Simon vs. Washington (L)	2.0
11/18/01	Troy Vincent at Cowboys (W)	1.5
11/11/01	Hugh Douglas vs. Vikings (W)	2.5
11/04/01	Hugh Douglas vs. Cardinals (W)	2.0
09/23/01	Brandon Whiting at Seahawks (W)	2.0
12/31/00	*Hugh Douglas vs. Buccaneers (W)*	*2.0*
11/19/00	Brian Dawkins vs. Cardinals (W)	2.0
	Corey Simon* vs. Cardinals (W)	1.5
	Jeremiah Trotter vs. Cardinals (W)	2.0
11/05/00	Brandon Whiting vs. Cowboys (W)	1.5
10/22/00	Hugh Douglas vs. Bears (W)	1.5
10/08/00	Hugh Douglas vs. Washington (L)	2.0
09/24/00	Corey Simon* at Saints (W)	2.0
09/17/00	Hugh Douglas at Packers (L)	2.5
09/03/00	Hugh Douglas at Cowboys (W)	2.0
01/02/00	Tyrone Williams vs. Rams (W)	2.0
12/19/99	Mike Mamula vs. Patriots (W)	3.0
10/31/99	Greg Jefferson vs. Giants (L)	1.5
11/22/98	Bill Johnson at Giants (L)	1.5
11/15/98	Hugh Douglas at Washington (L)	1.5
11/08/98	Hugh Douglas vs. Lions (W)	2.5
10/18/98	Hugh Douglas at Chargers (L)	4.5
10/11/98	Hugh Douglas vs. Washington (W)	1.5
	Hollis Thomas vs. Washington (W)	2.0
	Al Wallace vs. Washington (W)	1.5
12/14/97	Greg Jefferson at Falcons (L)	2.0
11/02/97	Hollis Thomas at Cardinals (L)	1.5
10/26/97	Rhett Hall vs. Cowboys (W)	3.5
	William Thomas vs. Cowboys (W)	2.0
09/15/97	Bobby Taylor at Cowboys (L)	2.0
12/22/96	William Fuller vs. Cardinals (W)	3.0
12/01/96	William Fuller vs. Giants (W)	2.0
11/24/96	William Thomas at Cardinals (L)	2.0
10/13/96	William Fuller at Giants (W)	2.0
	Rhett Hall at Giants (W)	1.5
	Mike Mamula at Giants (W)	2.5
	William Thomas at Giants (W)	1.5
09/22/96	William Fuller at Falcons (W)	2.0
09/01/96	Mike Mamula at Washington (W)	2.0
12/17/95	William Fuller vs. Cardinals (L)	2.0
12/10/95	William Fuller vs. Cowboys (W)	1.5
12/03/95	William Fuller at Seahawks (L)	2.0
	Kevin Johnson at Seahawks (L)	2.0
11/19/95	Andy Harmon vs. Giants (W)	2.0
	Mike Mamula vs. Giants (W)	3.0
10/29/95	William Fuller vs. Rams (W)	2.0
	Andy Harmon vs. Rams (W)	2.0
10/15/95	Andy Harmon at Giants (W)	2.0
	Kevin Johnson at Giants (W)	2.0
10/08/95	Andy Harmon vs. Washington (W)	3.0
10/01/95	Mike Mamula at Saints (W)	2.0
12/18/94	Mike Flores vs. Giants (L)	2.0
12/04/94	William Fuller at Cowboys (L)	1.5
11/06/94	Andy Harmon vs. Cardinals (W)	2.0
10/24/94	William Thomas vs. Oilers (W)	2.0
09/18/94	Bill Romanowski vs. Packers (W)	1.5
09/12/94	William Fuller vs. Bears (W)	2.0
01/03/94	Andy Harmon vs. 49ers (W)	3.0
12/26/93	Clyde Simmons vs. Saints (W)	2.0
12/06/93	Andy Harmon at Cowboys (L)	2.5
11/28/93	Mike Flores at Washington (W)	2.0
10/31/93	Andy Harmon vs. Cowboys (L)	2.0
09/19/93	Clyde Simmons vs. Washington (W)	2.0
12/27/92	Clyde Simmons vs. Giants (W)	1.5
12/13/92	Clyde Simmons at Seahawks (W)	2.0
	Reggie White at Seahawks (W)	2.0
12/06/92	Andy Harmon vs. Vikings (W)	2.5
11/29/92	Mike Pitts at 49ers (L)	2.0
11/22/92	Clyde Simmons at Giants (W)	3.0
	Reggie White at Giants (W)	3.5
11/08/92	Clyde Simmons vs. Raiders (W)	1.5
	Reggie White vs. Raiders (W)	1.5
10/11/92	Clyde Simmons at Chiefs (L)	2.0
10/05/92	Reggie White vs. Cowboys (W)	2.0
09/20/92	Clyde Simmons vs. Broncos (W)	1.5
09/13/92	Clyde Simmons at Cardinals (W)	3.0
12/22/91	Reggie White vs. Washington (W)	2.0
12/08/91	Clyde Simmons at Giants (W)	2.0
12/02/91	Seth Joyner at Oilers (W)	2.0
11/17/91	Clyde Simmons vs. Bengals (W)	2.0
	Reggie White vs. Bengals (W)	2.0
11/04/91	Clyde Simmons vs. Giants (W)	1.5
	Reggie White vs. Giants (W)	1.5
10/06/91	Wes Hopkins at Buccaneers (L)	2.0
09/22/91	Clyde Simmons vs. Steelers (W)	2.0

MULTI-SACK GAMES (SINCE 1982)

09/15/91	Jerome Brown at Cowboys (W)	2.5
	Mike Golic at Cowboys (W)	2.0
	Clyde Simmons at Cowboys (W)	4.5
09/01/91	Reggie White at Packers (W)	3.0
12/29/90	Seth Joyner at Cardinals (W)	2.0
12/16/90	Clyde Simmons vs. Packers (W)	1.5
	Reggie White vs. Packers (W)	1.5
11/18/90	Clyde Simmons at Falcons (W)	2.0
11/12/90	Reggie White vs. Washington (W)	2.0
11/04/90	Seth Joyner vs. Patriots (W)	2.0
10/15/90	Jessie Small vs. Vikings (W)	2.0
09/30/90	Reggie White vs. Colts (L)	3.0
09/16/90	Mike Pitts vs. Cardinals (L)	2.0
	Reggie White vs. Cardinals (L)	2.0
12/18/89	Jerome Brown at Saints (L)	2.0
10/29/89	Clyde Simmons at Broncos (W)	3.5
	Reggie White at Broncos (W)	1.5
10/22/89	Seth Joyner vs. Raiders (W)	2.0
10/15/89	Jerome Brown at Cardinals (W)	2.5
10/08/89	Reggie White vs. Giants (W)	2.0
09/24/89	Mike Pitts vs. 49ers (L)	2.0
	Clyde Simmons vs. 49ers (L)	2.0
	Reggie White vs. 49ers (L)	2.5
09/17/89	Jerome Brown at Washington (W)	2.0
09/10/89	Clyde Simmons vs. Seahawks (W)	2.0
12/18/88	Reggie White at Cowboys (W)	2.0
12/10/88	Reggie White at Cardinals (W)	2.0
11/27/88	Clyde Simmons vs. Cardinals (W)	2.5
11/06/88	Reggie White vs. Rams (W)	2.0
10/30/88	Reggie White vs. Falcons (L)	2.0
10/10/88	Reggie White vs. Giants (W)	2.5
10/02/88	Clyde Simmons vs. Oilers (W)	2.0
09/25/88	Reggie White at Vikings (L)	4.0
12/27/87	Reggie White vs. Bills (W)	2.0
12/20/87	Reggie White at Jets (W)	2.0
12/06/87	Reggie White at Giants (L)	2.0
11/29/87	Mike Pitts at Patriots (W)	2.0
	Reggie White at Patriots (W)	2.0
11/22/87	Reggie White vs. Rams (L)	2.0
11/15/87	Reggie White vs. Giants (L)	3.0
11/01/87	Jerome Brown at Rams (W)	2.0
	Reggie White at Rams (W)	2.0
10/25/87	Reggie White vs. Cowboys (W)	2.5
10/18/87	Ray Phillips at Packers (L)	1.5
	Fred Smalls at Packers (L)	2.5
09/20/87	Clyde Simmons vs. Saints (W)	1.5
	Reggie White vs. Saints (W)	1.5
12/14/86	Reggie White at Cowboys (W)	3.0
12/07/86	Reggie White vs. Rams (T)	2.0
11/30/86	Reggie White at Raiders (W)	4.0
11/23/86	Ken Clarke at Seahawks (L)	2.0
11/09/86	Greg Brown vs. Giants (L)	2.0
11/02/86	Reggie White at Rams (L)	4.0
10/05/86	Garry Cobb at Falcons (W)	4.0
09/07/86	Ken Clarke at Washington (L)	2.0
12/22/85	Garry Cobb at Vikings (W)	2.0
	Reggie White at Vikings (W)	2.0
	Reggie Wilkes at Vikings (W)	2.0
12/08/85	Ray Ellis vs. Washington (L)	2.0
11/17/85	Reggie White at Rams (W)	3.0
11/10/85	Ken Clarke vs. Falcons (W)	2.0
	Reggie White vs. Falcons (W)	2.0
10/13/85	Greg Brown vs. Rams (W)	3.0
10/06/85	Greg Brown at Saints (L)	1.5
	Ken Clarke at Saints (L)	1.5
09/29/85	Ken Clarke vs. Giants (L)	1.5
	Reggie White vs. Giants (L)	2.5
12/16/84	Greg Brown at Falcons (L)	4.0
	Ken Clarke at Falcons (L)	2.0
	Byron Darby at Falcons (L)	2.0
12/09/84	Byron Darby vs. Patriots (W)	1.5
	Dennis Harrison vs. Patriots (W)	1.5
12/02/84	Greg Brown vs. Cowboys (L)	1.5
11/25/84	Dennis Harrison at Rams (L)	1.5
11/04/84	Ken Clarke at Lions (T)	3.0
10/21/84	Greg Brown vs. Giants (W)	1.5
	Dennis Harrison vs. Giants (W)	2.0
10/14/84	Ken Clarke vs. Colts (W)	2.0
	Dennis Harrison vs. Colts (W)	2.0
09/30/84	Greg Brown at Washington (L)	2.0
12/18/83	Greg Brown at Rams (L)	2.5
11/20/83	Greg Brown vs. Giants (L)	2.0
11/13/83	Dennis Harrison at Bears (L)	3.0
10/09/83	Dennis Harrison at Giants (W)	2.0
10/02/83	Dennis Harrison at Falcons (W)	3.0
09/25/83	Carl Hairston at Rams (L)	2.0
	Joel Williams at Rams (L)	1.5
12/26/82	Greg Brown at Cowboys (W)	2.0
	Dennis Harrison at Cowboys (W)	1.5
12/19/82	Carl Hairston vs. Oilers (W)	2.0
12/11/82	Dennis Harrison at Giants (L)	2.0
12/05/82	Dennis Harrison vs. Rams (L)	2.0
11/28/82	Dennis Harrison at Washington (L)	2.0

* Rookie | *Playoff Game*



TRENT COLE



BRANDON GRAHAM

INTERCEPTIONS CAREER

Rk	Player	INT	Yds	Avg	Lg	TD
1t.	Brian Dawkins (1996-2008)	34	515	15.1	67t	2
	Eric Allen (1988-94)	34	482	14.2	94t	5
	Bill Bradley (1969-76)	34	536	15.8	56t	1
4.	Herman Edwards (1977-85)	33	98	3.0	25	1
5.	Wes Hopkins (1983-93)	30	241	8.0	33	1
6.	Don Burroughs (1960-64)	29	351	12.1	46	0
7.	Troy Vincent (1996-2003)	28	341	12.2	90t	1
8t.	Joe Scarpati (1964-69)	24	402	16.8	67t	3
	Ernie Steele (1942-48)	24	404	16.8	62	0
10t.	Asante Samuel (2008-11)	23	304	13.2	50t	2
	Roynell Young (1980-88)	23	106	4.6	33	0

INTERCEPTION RETURN YARDS CAREER

Rk	Player	Yds
1.	Bill Bradley (1969-76)	536
2.	Brian Dawkins (1996-2008)	515
3.	Eric Allen (1988-94)	482
4.	Lito Sheppard (2002-08)	460
5.	Ernie Steele (1942-48)	404

INTERCEPTIONS RETURNED FOR TDs CAREER

Rk	Player	TD
1.	Eric Allen (1988-94)	5
2.	Malcolm Jenkins (2014-19)	4
3t.	Sheldon Brown (2002-09)	3
	Lito Sheppard (2002-08)	3
	Joe Scarpati (1964-69)	3

INTERCEPTIONS SEASON

Rk	Player	INT	Yds	Avg	Lg	TD
1.	Bill Bradley (1971)	11	248	22.5	51	0
2t.	Asante Samuel (2009)	9	117	13.0	37	0
	Bill Bradley (1972)	9	73	8.1	21	0
	Don Burroughs (1960)	9	124	13.8	46	0
	Ed "Bibbles" Bawel (1955)	9	168	18.7	42t	2
6t.	Eric Allen (1989)	8	38	4.8	18	0
	Terry Hoage (1988)	8	116	14.5	38	0
	Joe Scarpati (1966)	8	182	22.8	32	0
	Bob Hudson (1954)	8	89	11.1	32	0
	Tom Brookshier (1953)	8	41	5.1	22	0
	Ed "Bibbles" Bawel (1952)	8	121	15.1	35	0

INTERCEPTION RETURN YARDS SEASON

Rk	Player	Yds
1.	Bill Bradley (1971)	248
2.	Eric Allen (1993)	201
3.	Joe Scarpati (1966)	182
4.	Lito Sheppard (2004)	172
5.	Ed "Bibbles" Bawel (1955)	168

INTERCEPTIONS RETURNED FOR TDs SEASON

Rk	Player	TD
1.	Eric Allen (1993)	***4***
2t.	Malcolm Jenkins (2016)	2
	Lito Sheppard (2004)	2
	Seth Joyner (1992)	2
	Ed "Bibbles" Bawel (1955)	2

NFL Record



BRIAN DAWKINS



ERIC ALLEN

INTERCEPTIONS GAME

Rk	Player	INT
1.	Russ Craft (9/24/50 at Chi. Cardinals)	4
2t.	Kurt Coleman (10/16/11 at Washington)	3
	Joe Scarpati (10/23/66 at Giants)	3
	Jim Nettles (12/12/65 at Steelers)	3
	Nate Ramsey (11/28/65 at StL Cardinals)	3
	Don Burroughs (12/3/61 at Steelers)	3
	Chuck Weber (9/30/60 at Cowboys)	3
	Joe Sutton (9/24/50 at Chi. Cardinals)	3
	Gil Steinke (11/10/46 at Giants)	3
	Roy Zimmerman (12/9/45 vs. Boston Yanks)	3
	Roy Zimmerman (12/10/44 vs. Cleveland Rams)	3

NFL Record

INTERCEPTION YARDS GAME

Rk	Player	Yds
1.	Frank LeMaster (12/21/75 at Washington)	114
2.	Lito Sheppard (10/8/06 vs. Cowboys)	102
3.	Lito Sheppard (11/15/04 at Cowboys)	101
4t.	Sydney Brown (12/31/23 vs. Cardinals)	99
	Malcolm Jenkins (12/6/15 at Patriots)	99
	Jerry Norton (10/5/57 vs. Giants)	99

INTERCEPTION RETURNED FOR TD GAME

Rk	Player	TD
1.	Eric Allen (12/26/93 vs. Saints)	2



BILL BRADLEY

GAMES WITH 3 INTERCEPTIONS

3-INT GAMES, Career

Rk	Player	Games
1t.	Kurt Coleman (2010-13)	1
	Nate Ramsey (1963-72)	1
	Joe Scarpati (1964-69)	1
	Jim Nettles (1965-68)	1
	Don Burroughs (1960-64)	1
	Chuck Weber (1959-61)	1

Includes playoff games

GAMES WITH MULTIPLE INTERCEPTIONS

MULTI-INT GAMES, Career

Rk	Player	Games
1.	Bill Bradley (1969-76)	7
2t.	Herman Edwards (1977-85)	5
	Don Burroughs (1960-64)	5
4t.	Asante Samuel (2008-11)	4
	Eric Allen (1988-94)	4
	Wes Hopkins (1983-93)	4
	Joe Scarpati (1964-69)	4

Includes playoff games

MULTI-INT GAMES, Season

Rk	Player	Games
1.	Bill Bradley (1971)	4
2t.	8x, last: Asante Samuel (2010)	2

Regular season only

CONSECUTIVE MULTI-INT GAMES

Rk	Player	Games
1.	Bill Bradley (1971)	2

CONSECUTIVE GAMES WITH INT-TD

Rk	Player	Games
1.	Eric Allen (1993)	2

LONGEST INTERCEPTION RETURNS

Rk	Player	Yds
1.	James Willis intercepted pass 4 yards deep in the end zone and returned it 14 yards before lateraling to Troy Vincent, who ran 90 yards for a TD (11/3/96 at Cowboys - QB Troy Aikman)	104t
2.	Lito Sheppard (10/8/06 vs. Cowboys - QB Drew Bledsoe)	102t
3.	Lito Sheppard (11/15/04 at Cowboys - QB Vinny Testaverde)	101t
4t.	Sydney Brown (12/31/23 vs. Cardinals - QB Kyler Murray)	99t
	Malcolm Jenkins (12/6/15 at Patriots - QB Tom Brady)	99t
	Jerry Norton (10/5/57 vs. Giants - QB Charlie Conerly, deflected off goal post)	99t
7t.	Eric Allen (10/3/93 at Jets - QB Boomer Esiason)	94t
	Irv Cross (10/25/64 at Steelers - QB Terry Nofsinger)	94t
9.	Jack Hinkle (10/9/43 vs. Giants - QB Tuffy Leemans)	91

MULTI-INTERCEPTION GAMES (SINCE 1960)

01/11/26	***Quinyon Mitchell vs. 49ers (L)***	***2***
12/29/24	C.J. Gardner-Johnson vs. Cowboys (W)	2
10/16/22	C.J. Gardner-Johnson vs. Cowboys (W)	2
09/19/22	Darius Slay (CB) vs. Vikings (W)	2
10/10/21	Darius Slay (CB) at Panthers (W)	2
01/01/17	Jordan Hicks (LB) vs. Cowboys (W)	2
12/22/16	Malcolm Jenkins vs. Giants (W)	2
09/09/12	Kurt Coleman at Browns (W)	2
	Dominique Rodgers-Cromartie at Browns (W)	2
10/16/11	Kurt Coleman at Washington (W)	3
11/21/10	Asante Samuel vs. Giants (W)	2
11/15/10	Dimitri Patterson at Washington (W)	2
11/07/10	Asante Samuel vs. Colts (W)	2
11/29/09	Asante Samuel vs. Washington (W)	2
10/11/09	Asante Samuel vs. Buccaneers (W)	2
09/13/09	Sheldon Brown at Panthers (W)	2
10/08/06	Lito Sheppard vs. Cowboys (W)	2
10/02/05	Sheldon Brown at Chiefs (W)	2
10/17/04	Lito Sheppard vs. Panthers (W)	2
12/08/02	Bobby Taylor at Seahawks (W)	2
01/12/02	*Damon Moore vs. Buccaneers (W)*	*2*
12/16/01	Brian Dawkins at Washington (W)	2
09/24/00	Troy Vincent at Saints (W)	2
12/19/99	Troy Vincent vs. Patriots (W)	2
12/14/96	Michael Zordich at Jets (W)	2
09/22/96	William Thomas at Falcons (W)	2
12/17/95	William Thomas vs. Cardinals (W)	2
10/15/95	William Thomas at Giants (W)	2
12/26/93	Eric Allen vs. Saints (W)	2
10/17/93	Mark McMillian at Giants (L)	2
01/03/93	*Eric Allen at Saints (W)*	*2*
11/08/92	Eric Allen vs. Raiders (W)	2
11/17/91	Wes Hopkins vs. Bengals (W)	2
09/15/91	Rich Miano at Cowboys (W)	2
12/23/90	Eric Allen vs. Cowboys (W)	2
12/18/88	Wes Hopkins at Cowboys (W)	2
11/20/88	Terry Hoage at Giants (W)	2
09/04/88	Terry Hoage at Buccaneers (W)	2
09/20/87	Elbert Foules vs. Saints (W)	2
12/21/86	Roynell Young vs. Washington (L)	2
09/14/86	Andre Waters at Bears (L)	2
10/20/85	Wes Hopkins vs. Cowboys (W)	2
12/02/84	Wes Hopkins vs. Cowboys (L)	2
12/19/82	Roynell Young vs. Oilers (W)	2
12/20/81	Herman Edwards vs. Rams (W)	2
09/17/81	Brenard Wilson at Bills (W)	2
01/03/81	*Herman Edwards vs. Vikings (W)*	*2*
	Roynell Young vs. Vikings (W)	*2*
09/22/80	Herman Edwards vs. Giants (W)	2
11/04/79	Herman Edwards vs. Browns (L)	2
10/14/79	Randy Logan at Rams (W)	2
12/17/78	Herman Edwards vs. Giants (W)	2
09/17/78	Deac Sanders at Saints (W)	2
12/04/77	Randy Logan at Cowboys (L)	2
11/06/77	Deac Sanders vs. Saints (W)	2
10/09/77	Deac Sanders at Giants (W)	2
12/21/75	Frank LeMaster at Washington (W)	2
	Artimus Parker at Washington (W)	2
11/30/75	Bill Bergey vs. 49ers (W)	2
10/05/75	Bill Bradley vs. Washington (W)	2
11/05/72	Bill Bradley vs. Rams (T)	2
10/08/72	Bill Bradley at Washington (L)	2
12/12/71	Leroy Keyes vs. Rams (W)	2
11/21/71	Bill Bradley at Rams (W)	2
11/07/71	Bill Bradley at Washington (T)	2
10/31/71	Bill Bradley vs. Broncos (W)	2
09/26/71	Bill Bradley vs. Cowboys (L)	2
11/08/70	Adrian Young vs. Dolphins (W)	2
12/21/69	Joe Scarpati at 49ers (L)	2
10/13/69	Nate Ramsey at Colts (L)	2
11/17/68	Al Nelson at Giants (L)	2
10/29/67	Ron Medved vs. Cowboys (W)	2
10/23/66	Joe Scarpati at Giants (W)	3
09/18/66	Joe Scarpati vs. Falcons (W)	2
12/12/65	Jim Nettles at Steelers (W)	3
	Joe Scarpati at Steelers (W)	2
11/28/65	Nate Ramsey at Rams (W)	3
	Al Nelson at Rams (W)	2
12/13/64	Nate Ramsey at Rams (L)	2
12/01/63	Dave Lloyd at Steelers (T)	2
10/13/63	Don Burroughs at Washington (W)	2
12/09/62	Ben Scotti vs. Steelers (L)	2
10/06/62	Don Burroughs at Steelers (L)	2
12/03/61	Chuck Bednarik at Steelers (W)	2
	Don Burroughs at Steelers (W)	3
11/27/60	Don Burroughs vs. Giants (W)	2
10/16/60	Gene Johnson vs. Lions (W)	2
10/09/60	Don Burroughs vs. Rams (W)	2
09/30/60	Chuck Weber at Cowboys (W)	3

* Rookie | *Playoff Game*



HERMAN EDWARDS

GROSS AVERAGE CAREER

Rk	Player	Punts	Yds	Gross	Net	In20	Lg	Blk
1.	**Braden Mann (2023-)**	**223**	**10,980**	**49.2**	**42.7**	**79**	**86**	**1**
2.	Cameron Johnston (2018-20)	203	9,547	47.0	41.8	78	68	0
3.	Donnie Jones (2013-17)	374	16,971	45.4	40.5	138	72	4
4.	Arryn Siposs (2021-23)	107	4,768	44.6	39.3	35	68	1
5.	Joe Muha (1946-50)	179	7,688	43.0	---	---	82	2

NET AVERAGE CAREER

Rk	Player	Punts	Yds	Gross	Net	In20	Lg	Blk
1.	**Braden Mann (2023-)**	**223**	**10,980**	**49.2**	**42.7**	**79**	**86**	**1**
2.	Cameron Johnston (2018-20)	203	9,547	47.0	41.8	78	68	0
3.	Donnie Jones (2013-17)	374	16,971	45.4	40.5	138	72	4
4.	Arryn Siposs (2021-23)	107	4,768	44.6	39.3	35	68	1
5.	Sav Rocca (2007-10)	299	12,817	42.9	37.6	102	65	1

PUNTS CAREER

Rk	Player	Punts
1.	Adrian Burk (1951-56)	393
2.	Sean Landeta (1999-2002, '05)	376
3.	Tom Hutton (1995-98)	349
4.	John Teltschik (1986-89)	345
5.	Max Runager (1979-83, '89)	332

PUNTS INSIDE 20 CAREER

Rk	Player	In20
1.	Donnie Jones (2013-17)	138
2.	Jeff Feagles (1990-93)	106
3.	Sav Rocca (2007-10)	102
4.	Sean Landeta (1999-2002, '05)	96
5t.	**Braden Mann (2023-)**	**79**
	Dirk Johnson (2003-06)	79

GROSS AVERAGE SEASON

Rk	Player	Punts	Yds	Gross	Net	In20	Lg	Blk
1.	**Braden Mann (2025)**	**72**	**3,591**	**49.9**	**43.1**	**20**	**70**	**0**
2.	**Braden Mann (2023)**	**44**	**2,190**	**49.8**	**43.9**	**15**	**63**	**0**
3.	**Braden Mann (2024)**	**54**	**2,633**	**48.8**	**42.1**	**20**	**70**	**1**
4.	**Braden Mann (2026)**	**53**	**2,566**	**48.4**	**42.0**	**24**	**86**	**0**
5.	Cameron Johnston (2018)	61	2,937	48.2	42.7	24	68	0

NET AVERAGE SEASON

Rk	Player	Punts	Yds	Gross	Net	In20	Lg	Blk
1.	**Braden Mann (2023)**	**44**	**2,190**	**49.8**	**43.9**	**15**	**63**	**0**
2.	**Braden Mann (2025)**	**72**	**3,591**	**49.9**	**43.1**	**20**	**70**	**0**
3.	Cameron Johnston (2018)	61	2,937	48.2	42.7	24	68	0
4.	Cameron Johnston (2019)	71	3,292	46.4	42.3	28	61	0
5.	**Braden Mann (2024)**	**54**	**2,633**	**48.8**	**42.1**	**20**	**70**	**1**

Led NFL **Note:** Net average and inside-the-20 became official NFL statistics in 1976

PUNTS SEASON

Rk	Player	Punts
1.	John Teltschik (1986)	108
2.	Sean Landeta (1999)	107
3.	Tom Hutton (1998)	104
4.	John Teltschik (1988)	98
5.	Sean Landeta (2001)	97

PUNTS INSIDE 20 SEASON

Rk	Player	In20
1.	Donnie Jones (2014)	34
2.	Donnie Jones (2013)	33
3.	Jeff Feagles (1993)	31
4t.	Donnie Jones (2015)	29
	Jeff Feagles (1991)	29

LONGEST PUNTS

Rk	Player	Yds
1.	Randall Cunningham (12/3/89 at Giants)	91
2.	**Braden Mann (11/8/26 vs. Giants)**	**86**
3.	Joe Muha (10/10/48 vs. Giants)	82
4t.	Randall Cunningham (10/16/94 at Cowboys)	80
	King Hill (11/11/62 vs. Packers)	80

GROSS AVERAGE GAME

Rk	Player	Gross
1.	Cameron Johnston (9/20/20 vs. Rams)	60.5
2.	**Braden Mann (11/22/26 vs. Steelers)**	**59.3**
3t.	**Braden Mann (12/31/23 vs. Cardinals)**	**58.5**
	Braden Mann (10/29/23 at Commanders)	**58.5**

NET AVERAGE GAME

Rk	Player	Net
1.	**Braden Mann (10/26/25 vs. Giants)**	**57.0**
2.	Arryn Siposs (11/27/22 vs. Packers)	52.0
3.	Donnie Jones (11/17/13 vs. Washington)	50.7

CAREER RECORDS – min. 100 punts

SEASON RECORDS – min. 40 punts

KICKOFF RETURN AVERAGE CAREER

Rk	Player	KOR	Yds	Avg	Lg	TD
1.	Josh Huff (2014-16)	42	1,165	27.7	107t	2
2.	Steve Van Buren (1944-51)	76	2,030	26.7	98t	3
3.	Irv Cross (1961-69)	28	745	26.6	74	0
4.	Timmy Brown (1960-67)	169	4,483	26.5	105t	5
5.	**Will Shipley (2024-)**	**44**	**1,159**	**26.3**	**41**	**0**
6.	Al Nelson (1965-73)	101	2,625	26.0	78	0
7.	Wilbert Montgomery (1977-84)	32	814	25.4	99t	1
8.	Quintin Demps (2008-09)	58	1,469	25.3	100t	1
9.	Brian Mitchell (2000-02)	131	3,311	25.3	94t	2
10.	Allen Rossum (1998-99)	98	2,427	24.8	89t	1

KICKOFF RETURNS CAREER

Rk	Player	KOR
1.	Timmy Brown (1960-67)	169
2.	Brian Mitchell (2000-02)	131
3.	Al Nelson (1965-73)	101
4.	Allen Rossum (1998-99)	98
5.	Larry Marshall (1974-77)	88

KICKOFF RETURN YARDS CAREER

Rk	Player	Yds
1.	Timmy Brown (1960-67)	4,483
2.	Brian Mitchell (2000-02)	3,311
3.	Al Nelson (1965-73)	2,625
4.	Allen Rossum (1998-99)	2,427
5.	Larry Marshall (1974-77)	2,075

KICKOFF RETURN TDs CAREER

Rk	Player	TD
1.	Timmy Brown (1960-67)	5
2t.	Derrick Witherspoon (1995-97)	3
	Steve Van Buren (1944-51)	3
4t.	Josh Huff (2014-16)	2
	Brian Mitchell (2000-02)	2

KICKOFF RETURN AVERAGE SEASON

Rk	Player	KOR	Yds	Avg	Lg	TD
1.	Al Nelson (1972)	25	728	29.1	78	0
2.	Steve Van Buren (1945)	13	373	***28.7***	***98t***	***1***
3.	Timmy Brown (1963)	33	945	28.6	100t	1
4.	Timmy Brown (1966)	20	562	28.1	93t	***2***
5.	Timmy Brown (1961)	***29***	***811***	28.0	***105t***	1
6.	Timmy Brown (1962)	30	831	27.7	99t	***1***
7.	Herschel Walker (1994)	21	581	27.7	94t	1
8.	Don Stevens (1952)	16	433	27.1	51	0
9.	Brian Mitchell (2002)	43	1,162	27.0	57	0
10.	Wilbert Montgomery (1977)	23	619	26.9	99t	1

Led NFL Led Conference

KICKOFF RETURNS SEASON

Rk	Player	KOR
1.	Allen Rossum (1999)	54
2.	Derrick Witherspoon (1996)	53
3.	Quintin Demps (2008)	52
4.	Herman Hunter (1985)	48
5t.	Brian Mitchell (2000)	47
	Duce Staley (1997)	47

KICKOFF RETURN YARDS SEASON

Rk	Player	Yds
1.	Allen Rossum (1999)	1,347
2.	Quintin Demps (2008)	1,314
3.	Derrick Witherspoon (1996)	1,271
4.	Brian Mitchell (2002)	1,162
5.	Duce Staley (1997)	1,139

KICKOFF RETURN TDs SEASON

Rk	Player	TD
1.	Derrick Witherspoon (1996)	2
	Timmy Brown (1966)	2

NFL Record

LONGEST KICKOFF RETURNS

Rk	Player	Yds
1.	Josh Huff (11/23/2014 vs. Titans)	107t
2.	Timmy Brown (9/17/1961 vs. Browns)	105t
3.	Russ Craft (10/7/1950 vs. Rams)	103t
4.	Chris Polk (9/21/2014 vs. Washington)	102t
5t.	Quintin Demps (11/23/2008 at Ravens)	100t
	Timmy Brown (9/22/1963 vs. Cardinals)	100t
	Dave Smukler (11/13/1938 at Brooklyn Dodgers)	100t

KICKOFF RETURNS GAME

Rk	Player	KOR
1t.	Quintin Demps (11/9/08 vs. Giants)	8
	Allen Rossum (11/21/99 vs. Colts)	8
	Derrick Witherspoon (11/24/96 at Cardinals)	8

KICKOFF RETURN YARDS GAME

Rk	Player	Yds
1.	Derrick Witherspoon (11/24/96 at Cardinals)	253
2.	Timmy Brown (11/6/66 vs. Cowboys)	247
3.	Allen Rossum (11/14/99 vs. Washington)	222

KICKOFF RETURN TDs GAME

Rk	Player	TD
1.	Timmy Brown (11/6/66 vs. Cowboys)	***2***

PUNT RETURN AVERAGE CAREER

Rk	Player	PR	FC	Yds	Avg	Lg	TD
1.	Ernie Steele (1942-48)	44	---	737	16.8	80t	1
2.	Steve Van Buren (1944-51)	34	---	473	13.9	55t	2
3.	Pat McHugh (1947-51)	31	---	402	13.0	69t	1
4.	Brian Westbrook (2002-09)	39	21	498	12.8	84t	2
5t.	Brian Mitchell (2000-02)	117	66	1,369	11.7	76t	2
	Darren Sproles (2014-19)	116	68	1,355	11.7	89t	4
7.	**Britain Covey (2022-)**	**97**	**57**	**1,127**	**11.6**	**54**	**0**
8.	Frank Reagan (1949-51)	27	---	304	11.3	42	1
9t.	Bosh Pritchard (1942, '47-51)	91	---	975	10.7	55t	1
	Vai Sikahema (1992-93)	73	30	778	10.7	87t	1

PUNT RETURNS CAREER

Rk	Player	PR
1.	Wally Henry (1977-82)	148
2.	DeSean Jackson (2008-13, '19-20)	132
3t.	Brian Mitchell (2000-02)	117
	John Sciarra (1978-83)	117
5.	Darren Sproles (2014-19)	116

PUNT RETURN YARDS CAREER

Rk	Player	Yds
1.	Brian Mitchell (2000-02)	1,369
2.	Darren Sproles (2014-19)	1,355
3.	DeSean Jackson (2008-13, '19-20)	1,296
4.	Wally Henry (1977-82)	1,231
5.	**Britain Covey (2022-)**	**1,127**

PUNT RETURN TDs CAREER

Rk	Player	TD
1t.	DeSean Jackson (2008-13, '19-20)	4
	Darren Sproles (2014-19)	4
3t.	Brian Westbrook (2002-09)	2
	Brian Mitchell (2000-02)	2
	Steve Van Buren (1944-51)	2

PUNT RETURN AVERAGE SEASON

Rk	Player	PR	FC	Yds	Avg	Lg	TD
1t.	Steve Van Buren (1944)	15	---	230	***15.3***	55	***1***
	Brian Westbrook (2003)	20	16	306	15.3	84t	***2***
3.	DeSean Jackson (2009)	29	15	***441***	***15.2***	***85t***	***2***
4.	**Britain Covey (2023)**	**29**	**18**	**417**	**14.4**	**54**	**0**
5.	Alvin Haymond (1968)	15	6	201	13.4	54t	1
6.	Darren Sproles (2016)	17	13	224	13.2	66	0
7.	Darren Sproles (2014)	***39***	16	***506***	***13.0***	82t	***2***
8.	**Britain Covey (2026)**	**18**	**6**	**232**	**12.9**	**42**	**0**
9.	Reno Mahe (2005)	21	9	269	***12.8***	44	0
10.	Frank Reagan (1949)	21	---	266	12.7	42	1

Led NFL Led Conference

PUNT RETURNS SEASON

Rk	Player	PR
1.	Wally Henry (1981)	54
2.	Rod Harris (1991)	53
3.	DeSean Jackson (2008)	50
4t.	Brian Mitchell (2002)	46
	Larry Marshall (1977)	46

PUNT RETURN YARDS SEASON

Rk	Player	Yds
1.	Brian Mitchell (2002)	567
2.	Darren Sproles (2014)	506
3.	Vai Sikahema (1992)	503
4.	Larry Marshall (1977)	489
5.	Brian Mitchell (2001)	467

PUNT RETURN TDs SEASON

Rk	Player	TD
1t.	Darren Sproles (2015)	2
	Darren Sproles (2014)	2
	DeSean Jackson (2009)	2
	Brian Westbrook (2003)	2

LONGEST PUNT RETURNS

Rk	Player	Yds
1.	Damaris Johnson (12/2/2012 at Cowboys)	98t
2.	Darren Sproles (9/27/2015 at Jets)	89t
3.	Vai Sikahema (11/22/1992 at Giants)	87t
4.	DeSean Jackson (9/13/2009 at Panthers)	85t
5.	Brian Westbrook (10/19/2003 at Giants)	84t
6.	Darren Sproles (12/6/2015 at Patriots)	83t
7.	Darren Sproles (9/28/2014 at 49ers)	82t
8t.	Brian Westbrook (12/21/2003 vs. 49ers)	81t
	Tommy McDonald (10/4/1959 vs. Giants)	81t
10.	Ernie Steele (10/25/1942 at Bears) (lateral)	80t

PUNT RETURNS GAME

Rk	Player	PR
1.	Larry Marshall (9/18/77 vs. Buccaneers)	9
2t.	DeSean Jackson (9/7/08 vs. Rams)	8
	Evan Cooper (10/26/86 vs. Chargers)	8
	Vai Sikahema (12/13/92 at Seahawks)	8

PUNT RETURN YARDS GAME

Rk	Player	Yds
1.	Alvin Haymond (10/6/68 at Washington)	140
2.	Darren Sproles (12/6/15 at Patriots)	115
3.	Vai Sikahema (11/22/92 at Giants)	111
4.	**Britain Covey (12/4/22 vs. Titans)**	**105**

CAREER RECORDS – min. 20 returns

SEASON RECORDS – min. 15 returns

INTERCEPTIONS RETURNED FOR TOUCHDOWNS (YARDS)

10/19/25	**Jalyx Hunt at Vikings (W)**	**42**
02/09/25	***Cooper DeJean vs. Chiefs (W)***	***38***
12/29/24	C.J. Gardner-Johnson vs. Cowboys (W)	69
12/31/23	Sydney Brown vs. Cardinals (L)	99
09/10/23	Darius Slay at Patriots (W)	70
12/24/22	Josh Sweat at Cowboys (L)	42
09/11/22	James Bradberry at Lions (W)	27
12/26/21	Alex Singleton vs. Giants (W)	29
11/21/21	Darius Slay vs. Saints (W)	51
10/04/20	Alex Singleton at 49ers (W)	30
10/06/19	Nathan Gerry vs. Jets (W)	51
01/21/18	*Patrick Robinson vs. Vikings (W)*	*50*
10/29/17	Jalen Mills vs. 49ers (W)	37
12/22/16	Malcolm Jenkins vs. Giants (W)	34
12/11/16	Leodis McKelvin vs. Washington (L)	29
10/16/16	Malcolm Jenkins at Washington (L)	64
12/06/15	Malcolm Jenkins at Patriots (W)	99
11/08/15	Jordan Hicks* at Cowboys (W)	67
10/19/15	Nolan Carroll vs. Giants (W)	17
11/10/14	Bradley Fletcher vs. Panthers (W)	34
09/28/14	Malcolm Jenkins at 49ers (L)	53
12/22/13	Brandon Boykin vs. Bears (W)	54
11/13/11	Asante Samuel vs. Cardinals (L)	20
11/15/10	Dimitri Patterson at Washington (W)	40
12/06/09	Sheldon Brown at Falcons (W)	83
10/26/09	Will Witherspoon at Washington (W)	9
01/04/09	*Asante Samuel at Vikings (W)*	*44*
12/15/08	Asante Samuel vs. Browns (W)	50
10/12/08	Juqua Parker at 49ers (W)	55
12/17/06	Trent Cole at Giants (W)	19
12/10/06	Michael Lewis at Washington (W)	84
11/12/06	Sheldon Brown vs. Washington (W)	70
10/08/06	Lito Sheppard vs. Cowboys (W)	102
10/02/05	Sheldon Brown at Chiefs (W)	40
11/15/04	Lito Sheppard at Cowboys (W)	101
10/17/04	Lito Sheppard vs. Panthers (W)	64
10/05/03	ND Kalu vs. Washington (W)	15
01/11/03	*Bobby Taylor vs. Falcons (W)*	*39*
12/21/02	Shawn Barber at Cowboys (W)	80
12/01/02	Bobby Taylor vs Rams (W)	23
01/12/02	*Damon Moore vs. Buccaneers (W)*	*59*
11/18/01	William Hampton at Cowboys (W)	33
	Jeremiah Trotter at Cowboys (W)	50
11/19/00	Mike Caldwell vs. Cardinals (W)	26
09/03/00	Jeremiah Trotter at Cowboys (W)	27
01/02/00	Al Harris vs. Rams (W)	17
	Mike Mamula vs. Rams (W)	41
11/21/99	Brandon Whiting vs. Colts (L)	22
10/24/99	Brian Dawkins at Dolphins (L)	67
10/03/99	Bobby Taylor at Giants (L)	18
12/07/97	Brian Dawkins vs. Giants (L)	64
11/03/96	Troy Vincent at Cowboys (W) (lateral)	90
12/30/95	*William Thomas vs. Lions (W)*	*30*
	Barry Wilburn vs. Lions (W)	*24*
09/10/95	William Thomas at Cardinals (W)	37
12/24/94	Mike Zordich at Bengals (L)	18
10/30/94	Greg Jackson at Washington (W)	55
12/26/93	Eric Allen vs. Saints (W)	33
	Eric Allen vs. Saints (W)	25
10/03/93	Eric Allen at Jets (W)	94
09/19/93	Eric Allen vs. Washington (W)	29
01/03/93	*Eric Allen at Saints (W)*	*18*
12/06/92	Seth Joyner vs. Vikings (W)	24
11/22/92	Seth Joyner at Giants (W)	43
12/22/91	Otis Smith vs. Washington (W)	74
12/23/90	Eric Allen vs. Cowboys (W)	35
11/25/90	Byron Evans vs. Giants (W)	23
11/12/90	William Frizzell vs. Washington (W)	30
12/03/89	Clyde Simmons at Giants (W)	60
09/10/89	Eric Everett vs. Seahawks (W)	30
10/27/85	Wes Hopkins vs. Bills (W)	24
09/29/85	Herman Edwards vs. Giants (L)	3
12/19/82	Richard Blackmore vs. Oilers (W)	20
12/17/78	Frank LeMaster vs. Giants (W)	9
10/15/78	John Sanders vs. Washington (W)	19
12/21/75	Joe Lavender at Washington (W)	36
	Frank LeMaster at Washington (W)	89
09/29/74	Joe Lavender vs. Baltimore Colts (W)	37
12/09/73	John Outlaw vs. Jets (W)	45
12/19/71	Al Nelson at Giants (W)	19
10/19/69	Bill Bradley* at Cowboys (L)	56
10/13/69	Nate Ramsey at Baltimore Colts (L)	26
09/21/69	Joe Scarpati vs. Browns (L)	34
12/10/67	Joe Scarpati at Cowboys (L)	67
10/08/67	Don Hultz at Falcons (W)	16
11/20/66	Jim Nettles at 49ers (W)	34
12/12/65	Maxie Baughan at Steelers (W)	33
	Jim Nettles* at Steelers (W)	56
	George Tarasovic at Steelers (W)	40
12/06/64	Joe Scarpati* vs. Cowboys (W)	24
10/25/64	Irv Cross at Steelers (W)	94
11/10/63	Lee Roy Caffey* at Giants (L)	87
10/13/57	Jimmy Harris* at Browns (L)	65
10/05/57	Jerry Norton vs. Giants (L)	99
10/14/56	Eddie Bell at Steelers (W)	28
11/13/55	Bibbles Bawel vs. Browns (W)	40
10/15/55	Bibbles Bawel at Steelers (L)	42
12/12/54	Jerry Norton* vs. Giants (W)	69
11/15/53	Chuck Bednarik vs. Baltimore Colts (W)	26
12/14/52	Mike Jarmoluk at Washington (L)	45
12/07/52	Vic Sears vs. Dallas Texans (W)	9
11/02/52	Russ Craft at Packers (L)	32
10/29/50	Joe Muha vs. Washington (W)	19
10/22/50	Norm Willey* at Steelers (W)	41
09/24/50	Frank Reagan at Chicago Cardinals (W) (lateral)	46
12/04/49	Joe Muha at Giants (W)	28
11/20/49	Pat McHugh vs. NY Bulldogs (W)	21
11/10/46	Gil Steinke at Giants (L)	52
12/03/44	Vic Lindskog* vs. Brooklyn Tigers (W)	65
11/26/44	Tom Miller vs. Bears (L)	35
11/19/44	Jack Hinkle at Washington (W)	50
11/07/43	Larry Cabrelli vs. Washington (T)	24
10/31/43	Ben Kish vs. Chicago Cardinals (W)	86
09/16/38	Jay Arnold at Pittsburgh Pirates (W)	22
10/10/37	Maurice Harper* at Washington (W)	20
11/06/34	Swede Hanson vs. Cincinnati Reds (W)	---
11/26/33	Lee Woodruff vs. Cincinnati Reds (W)	55

* Rookie | *Playoff Game*



MALCOLM JENKINS

FUMBLE RECOVERY TOUCHDOWNS (YARDS)

12/10/23	**Jalen Carter at Cowboys (L)**	**42**
11/14/21	Darius Slay at Broncos (W)	83
10/31/21	Darius Slay at Lions (W)	33
11/01/20	Rodney McLeod vs. Cowboys (W)	53
10/18/20	J.J. Arcega-Whiteside vs. Ravens (L)	0
12/15/19	Nigel Bradham at Washington (W)	48
10/06/19	Orlando Scandrick vs. Jets (W)	44
12/25/17	Derek Barnett* vs. Raiders (W)	23
12/10/17	Brandon Graham at Rams (W)	16
11/26/17	Nelson Agholor vs. Bears (W)	0
11/19/17	Nigel Bradham at Cowboys (W)	37
09/10/17	Fletcher Cox at Washington (W)	20
01/03/16	Walter Thurmond at Giants (W)	83
10/05/14	Cedric Thornton vs. Rams (W)	0
09/07/14	Fletcher Cox vs. Jaguars (W)	17
10/27/13	Najee Goode vs. Giants (L)	2
12/18/11	Juqua Parker vs. Jets (W)	47
11/07/11	Brian Rolle vs. Bears (L)	22
09/11/11	Juqua Parker at Rams (W)	56
10/10/10	Quintin Mikell at 49ers (W)	52
12/13/09	Sheldon Brown at Giants (W)	60
09/13/09	Victor Abiamiri at Panthers (W)	2
12/28/08	Chris Clemons vs. Cowboys (W)	73
	Joselio Hanson vs. Cowboys (W)	96
09/15/08	Chris Gocong at Cowboys (L)	0
12/30/07	Kevin Curtis vs. Bills (W)	0
12/23/07	Kevin Curtis at Saints (W)	0
09/24/06	Mike Patterson at 49ers (W)	98
10/09/05	Sheldon Brown at Cowboys (L)	80
01/16/05	*Freddie Mitchell vs. Vikings (W)*	*0*
12/15/02	Carlos Emmons vs. Washington (W)	44
12/09/01	Brian Dawkins vs. Chargers (W)	49
09/30/01	Damon Moore vs. Cowboys (W)	10
09/15/97	William Thomas at Cowboys (L)	37
12/22/96	Mike Mamula vs. Cardinals (W)	4
10/13/96	William Thomas at Giants (W)	23
09/30/96	Rhett Hall vs. Cowboys (L)	32
12/24/95	Jerome Henderson at Bears (L)	0
10/29/95	Kevin Johnson vs. St. Louis Rams (W)	37
10/15/95	Mike Zordich at Giants (W)	58
09/24/95	Greg Jackson at Raiders (L)	45
01/03/94	Byron Evans at 49ers (W)	30
09/13/92	Reggie White at Phoenix Cardinals (W)	37
11/24/91	Seth Joyner at Phoenix Cardinals (W)	34
	Clyde Simmons at Phoenix Cardinals (W)	0
10/06/91	Seth Joyner at Buccaneers (L)	0
11/12/90	Clyde Simmons vs. Washington (W)	18
12/03/89	Andre Waters at Giants (W)	3
11/20/88	Cris Carter at Giants (W)	0
09/20/87	Seth Joyner vs. Saints (W)	18
09/13/87	Reggie White at Washington (L)	70
12/15/85	Dave Little at Chargers (L)	0
12/26/82	Greg Brown at Cowboys (W)	0
10/11/81	Frank LeMaster at Saints (W)	47
09/27/81	Greg Brown* vs. Washington (W)	7
11/16/80	Jerry Robinson at Washington (W)	59
11/19/78	Herman Edwards at Giants (W)	26
12/01/74	Will Wynn vs. Packers (W)	87
10/06/74	Bill Dunstan at Chargers (W)	46
09/23/74	Joe Lavender vs. Cowboys (W)	96
11/04/73	Will Wynn* vs. Patriots (W)	24
11/21/71	Ben Hawkins at St. Louis Cardinals (W)	5
	Steve Smith at St. Louis Cardinals (W)	5
11/15/70	Steve Preece vs. Falcons (T)	21
12/18/66	Harold Wells at Washington (W)	60
10/10/65	George Tarasovic at Cowboys (W)	62
11/22/64	Mike Morgan* vs. St. Louis Cardinals (L)	0
11/27/60	J.D. Smith vs. Giants (W)	0
11/20/60	Jimmy Carr at Giants (W)	38
12/13/59	Don Owens vs. Browns (L)	3
11/22/59	Jerry Huth vs. Los Angeles Rams (W)	0
10/04/59	Chuck Weber vs. Giants (W)	0
12/12/54	Norm Willey vs. Giants (W)	0
10/25/53	Tom Scott* at Chicago Cardinals (W)	0
12/07/52	Ebert Van Buren vs. Dallas Texans (W)	0
11/16/52	Pete Pihos vs. Chicago Cardinals (W)	12
11/09/52	Mike Jarmoluk vs. Washington (W)	16
11/04/51	Gerry Cowhig at Steelers (W)	25
10/29/50	John Green vs. Washington (W)	2
11/06/49	Russ Craft vs. Los Angeles Rams (W)	21
10/31/48	Bosh Pritchard at Steelers (W)	18
10/05/47	Joe Muha vs. Giants (W)	2
10/08/44	Jack Banta vs. Washington (T)	0
10/31/43	Jack Hinkle vs. Chicago Cardinals (W)	0
10/24/43	Al Wukits* at Giants (L)	2
11/01/42	Rupert Pate at Washington (L)	53
09/20/42	Vic Sears at Cleveland Rams (L)	25
09/15/40	Don Looney* at Packers (L)	44
10/15/39	Theodore Schmitt at Giants (L)	63
09/25/38	Joe Carter vs. Giants (W)	92
	Bob Pylman* vs. Giants (W)	88
09/16/38	Jay Arnold at Pittsburgh Pirates (W)	18
10/31/37	Joe Pilconis at Pittsburgh Pirates (L)	22

* Rookie | *Playoff Game*

LONGEST FUMBLE RECOVERY TOUCHDOWN

Rk	Player	Yds
1.	Mike Patterson (9/24/06 at 49ers)	98t
2t.	Joselio Hanson (12/28/08 vs. Cowboys)	96t
	Joe Lavender (9/23/74 vs. Cowboys)	96t
4.	Joe Carter (9/25/38 vs. Giants)	92t
5.	Boby Pylman (9/25/38 vs. Giants)	88t
6.	Will Wynn (12/1/74 vs. Packers)	87t
7t.	Darius Slay (11/14/21 at Broncos)	83t
	Walter Thurmond (1/3/16 at Giants)	83t
9.	Sheldon Brown (10/9/05 at Cowboys)	80t
10.	Chris Clemons (12/28/08 vs. Cowboys)	73t

FUMBLE RECOVERY TOUCHDOWNS CAREER

Rk	Player	TD
1t.	Fletcher Cox (2012-)	3
	Seth Joyner (1986-93)	3
2t.	10x, last: Darius Slay (2020-25)	2

FUMBLE RECOVERY TOUCHDOWNS SEASON

Rk	Player	TD
1t.	Darius Slay (2021)	2
	Juqua Parker (2011)	2
	Kevin Curtis (2007)	2
	Seth Joyner (1991)	2

KICKOFF RETURN TOUCHDOWNS (YARDS)

10/23/16	Josh Huff vs. Vikings (W)	98
10/16/16	Wendell Smallwood* at Washington (L)	86
11/23/14	Josh Huff* vs. Titans (W)	107
09/21/14	Chris Polk vs. Washington (W)	102
11/23/08	Quintin Demps* at Ravens (L)	100
11/04/01	Brian Mitchell at Cardinals (W)	94
10/01/00	Brian Mitchell vs. Falcons (W)	89
11/14/99	Allen Rossum vs. Washington (W)	89
11/02/97	Willie Clark at Cardinals (L)	39
11/24/96	Derrick Witherspoon at Cardinals (L)	95
09/22/96	Derrick Witherspoon at Falcons (W)	97
12/17/95	Derrick Witherspoon vs. Cardinals (W)	86
12/24/94	Herschel Walker at Bengals (L)	94
11/18/84	Andre Waters* vs. Washington (W)	89
12/02/79	Billy Campfield vs. Lions (W)	92
12/11/77	Wilbert Montgomery* vs. Giants (W)	99
09/22/68	Alvin Haymond vs. Giants (L)	98
11/06/66	Timmy Brown vs. Cowboys (W)	93
	Timmy Brown vs. Cowboys (W)	90
09/22/63	Timmy Brown vs. Cardinals (L)	100
12/02/62	Timmy Brown at Washington (W)	99
09/17/61	Timmy Brown vs. Browns (W)	105
09/24/55	Jerry Norton vs. Giants (W)	96
10/07/50	Russ Craft vs. Rams (W)	103
09/28/47	Steve Van Buren vs. Washington (W)	95
12/02/45	Steve Van Buren at Giants (L)	98
11/12/44	Steve Van Buren* vs. Giants (T)	97
11/01/42	Bosh Pritchard* at Washington (L)	97
11/13/38	Dave Smukler at Brooklyn Dodgers (L)	100

* Rookie | *Playoff Game*

BLOCKED PUNTS RETURNED FOR TDs (YARDS)

09/28/25	Sydney Brown at Buccaneers (W)	35
12/06/15	Najee Goode at Patriots (W)	24
12/28/14	Trey Burton* at Giants (W)	27
10/05/14	Chris Maragos vs. Rams (W)	10
09/28/14	Brad Smith at 49ers (L)	0
11/22/92	Ken Rose at Giants (W)	3
09/02/84	Rich Kraynak at Giants (L)	8
10/31/71	Bill Hobbs vs. Broncos (W)	0
12/20/70	Mike Dirks vs. Steelers (W)	0
11/12/67	Jim Nettles at Rams (L)	0
12/18/49	*Leo Skladany* at Rams (W)*	*2*
11/02/47	Pete Pihos at Washington (W)	26
11/03/46	Augie Lio vs. Giants (W)	0

* Rookie | *Playoff Game*

MISSED FGs RETURNED FOR TDs (YARDS)

09/26/71	Al Nelson vs. Cowboys (L)	101
12/11/66	Al Nelson vs. Browns (W)	100
09/16/62	Timmy Brown vs. Cardinals (L)	99

BLOCKED FGs RETURNED FOR TDs (YARDS)

09/21/25	**Jordan Davis vs. Rams (W)**	**61**
10/23/05	Matt Ware vs. Chargers (W)	65
11/20/88	Clyde Simmons at Giants (W)	15

PUNT RETURN TOUCHDOWNS (YARDS)

12/06/20	Jalen Reagor at Packers (L)	73
12/06/15	Darren Sproles at Patriots (W)	83
09/27/15	Darren Sproles at Jets (W)	89
11/10/14	Darren Sproles vs. Panthers (W)	65
09/28/14	Darren Sproles at 49ers (L)	82
12/02/12	Damaris Johnson* at Cowboys (L)	98
12/19/10	DeSean Jackson at Giants (W)	65
12/13/09	DeSean Jackson at Giants (W)	72
09/13/09	DeSean Jackson at Panthers (W)	85
10/05/08	DeSean Jackson* vs. Washington (L)	68
12/21/03	Brian Westbrook vs. 49ers (L)	81
10/19/03	Brian Westbrook at Giants (W)	84
11/25/02	Brian Mitchell at 49ers (W)	76
09/24/00	Brian Mitchell at Saints (W)	72
11/22/92	Vai Sikahema at Giants (W)	87
11/30/86	Greg Garrity at Raiders (W)	76
09/03/78	Wally Henry vs. Rams (L)	57
10/06/68	Alvin Haymond at Washington (L)	54
11/06/66	Aaron Martin vs. Cowboys (W)	67
12/19/65	Bob Shann* vs. Lions (L)	63
12/03/61	Timmy Brown at Steelers (W)	66
10/11/59	Art Powell* vs. Steelers (W)	58
10/04/59	Tommy McDonald vs. Giants (W)	81
11/09/52	Don Stevens* vs. Washington (W)	56
10/26/52	Bibbles Bawel* at Giants (W)	52
12/04/49	Frank Reagan at Giants (W)	41
10/30/49	Clyde Scott* at Steelers (W)	70
10/31/48	Bosh Pritchard at Steelers (W)	55
12/21/47	*Bosh Pritchard at Steelers (W)*	*79*
11/23/47	Pat McHugh* at Boston Yanks (L)	69
11/02/47	Pete Pihos* at Washington (W)	26
12/08/46	Steve Van Buren at Boston Yanks (W)	50
10/22/44	Steve Van Buren* vs. Boston Yanks (W)	55
10/25/42	Ernie Steele* at Bears (L) (lateral)	80
10/18/36	Stumpy Thomason at Boston (L)	15

* Rookie | *Playoff Game*



DARREN SPROLES



NICK FOLES



JALEN HURTS

STARTING QUARTERBACK RECORDS (SINCE 1956)

2026	**Jalen Hurts**	**2-3**
	Tanner McKee	**0-3**
	Joe Milton	**1-1**
2025	**Jalen Hurts**	**11-5**
	Tanner McKee	**0-1**
2024	**Jalen Hurts**	**12-2**
	Tanner McKee	**1-0**
	Kenny Pickett	1-1
2023	**Jalen Hurts**	**11-6**
2022	**Jalen Hurts**	**14-1**
	Gardner Minshew	0-2
2021	**Jalen Hurts**	**8-7**
	Gardner Minshew	1-1
2020	Carson Wentz	3-8-1
	Jalen Hurts	**1-3**
2019	Carson Wentz	9-7
2018	Carson Wentz	5-6
	Nick Foles	4-1
2017	Carson Wentz	11-2
	Nick Foles	2-1
2016	Carson Wentz	7-9
2015	Sam Bradford	7-7
	Mark Sanchez	0-2
2014	Nick Foles	6-2
	Mark Sanchez	4-4
2013	Michael Vick	2-4
	Nick Foles	8-2
2012	Michael Vick	3-7
	Nick Foles	1-5
2011	Michael Vick	7-6
	Vince Young	1-2
2010	Michael Vick	8-3
	Kevin Kolb	2-3
2009	Donovan McNabb	10-4
	Kevin Kolb	1-1
2008	Donovan McNabb	9-6-1
2007	Donovan McNabb	8-6
	A.J. Feeley	0-2
2006	Donovan McNabb	5-5
	Jeff Garcia	5-1
2005	Donovan McNabb	4-5
	Mike McMahon	2-5
2004	Donovan McNabb	13-2
	Koy Detmer	0-1
2003	Donovan McNabb	12-4
2002	Donovan McNabb	7-3
	A.J. Feeley	4-1
	Koy Detmer	1-0
2001	Donovan McNabb	11-5
2000	Donovan McNabb	11-5
1999	Doug Pederson	2-7
	Donovan McNabb	2-4
	Koy Detmer	1-0
1998	Bobby Hoying	1-6
	Koy Detmer	1-4
	Rodney Peete	1-3
1997	Ty Detmer	2-5
	Bobby Hoying	2-3-1
	Rodney Peete	2-1
1996	Ty Detmer	7-4
	Rodney Peete	3-2
1995	Rodney Peete	9-3
	Randall Cunningham	1-3
1994	Randall Cunningham	7-7
	Bubby Brister	0-2
1993	Bubby Brister	4-4
	Randall Cunningham	4-0
	Ken O'Brien	0-4
1992	Randall Cunningham	10-5
	Jim McMahon	1-0
1991	Jim McMahon	8-3
	Randall Cunningham	1-0
	Jeff Kemp	1-1
	Brad Goebel	0-2
1990	Randall Cunningham	10-6
1989	Randall Cunningham	11-5
1988	Randall Cunningham	10-6
1987	Randall Cunningham	7-5
	Scott Tinsley	0-3
1986	Ron Jaworski	3-6
	Randall Cunningham	1-3-1
	Matt Cavanaugh	1-1
1985	Ron Jaworski	6-6
	Randall Cunningham	1-3
1984	Ron Jaworski	5-7-1
	Joe Pisarcik	1-2
1983	Ron Jaworski	5-11
1982	Ron Jaworski	3-6
1981	Ron Jaworski	10-6
1980	Ron Jaworski	12-4
1979	Ron Jaworski	11-5
1978	Ron Jaworski	9-7
1977	Ron Jaworski	5-9
1976	Mike Boryla	3-7
	Roman Gabriel	1-3
1975	Roman Gabriel	2-7
	Mike Boryla	2-3
1974	Roman Gabriel	4-7
	Mike Boryla	3-0
1973	Roman Gabriel	5-8-1
1972	John Reaves	0-7
	Pete Liske	2-4-1
1971	Pete Liske	5-5
	Rick Arrington	1-2-1
1970	Norm Snead	3-9-1
	Rick Arrington	0-1
1969	Norm Snead	4-8-1
	George Mira	0-1
1968	Norm Snead	2-9
	King Hill	0-2
	John Huarte	0-1
1967	Norm Snead	6-7-1
1966	Norm Snead	5-5
	King Hill	2-0
	Jack Concannon	2-0
1965	Norm Snead	4-5
	King Hill	1-4
1964	Norm Snead	4-6
	King Hill	1-1
	Jack Concannon	1-1
1963	Sonny Jurgensen	2-6-1
	King Hill	0-4-1
1962	Sonny Jurgensen	3-9-1
	King Hill	0-1
1961	Sonny Jurgensen	10-4
1960	Norm Van Brocklin	10-2
1959	Norm Van Brocklin	7-5
1958	Norm Van Brocklin	2-9-1
1957	Bobby Thomason	2-5
	Sonny Jurgensen	2-3
1956	Bobby Thomason	3-5-1
	Adrian Burk	0-3

PASSING

ATTEMPTS

1.	Carson Wentz (2016)	607
2.	Nick Foles (2012)	265
3.	John Reaves (1972)	224
4.	Donovan McNabb (1999)	216
5.	Davey O'Brien (1939)	201
6.	**Jalen Hurts (2020)**	**148**
7.	Mike Boryla (1974)	102
8.	Foster Watkins (1940)	85
9.	Randall Cunningham (1985)	81
10t.	Rick Arrington (1970)	73
	Red Kirkman (1933)	73

COMPLETIONS

1.	Carson Wentz (2016)	379
2.	Nick Foles (2012)	161
3.	John Reaves (1972)	108
4.	Donovan McNabb (1999)	106
5.	Davey O'Brien (1939)	99
6.	**Jalen Hurts (2020)**	**77**
7.	Mike Boryla (1974)	60
8.	Rick Arrington (1970)	37
9.	Randall Cunningham (1985)	34
10.	Sonny Jurgensen (1957)	33

PASSING YARDS

1.	Carson Wentz (2016)	3,782
2.	Nick Foles (2012)	1,699
3.	John Reaves (1972)	1,508
4.	Davey O'Brien (1939)	1,324
5.	**Jalen Hurts (2020)**	**1,061**
6.	Donovan McNabb (1999)	948
7.	Mike Boryla (1974)	580
8.	Foster Watkins (1940)	565
9.	Randall Cunningham (1985)	548
10.	Sonny Jurgensen (1957)	470

TOUCHDOWNS

1.	Carson Wentz (2016)	16
2.	Donovan McNabb (1999)	8
3.	John Reaves (1972)	7
4t.	**Jalen Hurts (2020)**	**6**
	Nick Foles (2012)	6
	Davey O'Brien (1939)	6
7t.	Mike Boryla (1974)	5
	Sonny Jurgensen (1957)	5

COMPLETION PERCENTAGE

1.	Carson Wentz (2016)	62.4
2.	Nick Foles (2012)	60.8
3.	Mike Boryla (1974)	58.8
4.	**Jalen Hurts (2020)**	**52.0**
5.	Davey O'Brien (1939)	49.3

(min. 75 attempts)

PASSER RATING

1.	Carson Wentz (2016)	79.3
2.	Nick Foles (2012)	79.1
3.	Mike Boryla (1974)	78.9
4.	**Jalen Hurts (2020)**	**77.6**
5.	Donovan McNabb (1999)	60.1

(min. 75 attempts)

RUSHING

ATTEMPTS

1.	Po James (FB) (1972)	182
2.	Miles Sanders (2019)	179
3.	Keith Byars (FB) (1986)	177
4.	Lee Bouggess (FB) (1970)	159
5.	LeSean McCoy (2009)	155
6.	Billy Barnes (1957)	143
7.	James Joseph (1991)	135
8.	Correll Buckhalter (2001)	129
9.	Clarence Peaks (1957)	125
10.	Mike Hogan (1976)	123

RUSHING YARDS

1.	Miles Sanders (2019)	818
2.	LeSean McCoy (2009)	637
3.	Correll Buckhalter (2001)	586
4.	Keith Byars (FB) (1986)	577
5.	Po James (FB) (1972)	565
6.	Bryce Brown (2012)	564
7.	Mike Hogan (FB) (1976)	561
8.	Billy Barnes (1957)	529
9.	Josh Adams (2018)	511
10.	Clarence Peaks (1957)	495

TOUCHDOWNS

1t.	Kenneth Gainwell (2021)	5
	Don Johnson (1953)	5
	Steve Van Buren (1944)	5
4t.	Corey Clement (2017)	4
	Bryce Brown (2012)	4
	LeSean McCoy (2009)	4
	Ken Keller (1956)	4
	Mel Bleeker (1944)	4
	Jim Castiglia (FB) (1941)	4

RECEIVING

RECEPTIONS

1.	Keith Jackson (TE) (1988)	81
2.	Jordan Matthews (2014)	67
3.	**DeVonta Smith (2021)**	**64**
4.	DeSean Jackson (2008)	62
5.	Don Looney (E) (1940)	58
6.	Jeremy Maclin (2009)	56
7.	Charle Young (TE) (1973)	55
8t.	Miles Sanders (RB) (2019)	50
	Lee Bouggess (RB) (1970)	50
10.	Reggie Brown (2005)	43

RECEIVING YARDS

1.	**DeVonta Smith (2021)**	**916**
2.	DeSean Jackson (2008)	912
3.	Jordan Matthews (2014)	872
4.	Keith Jackson (TE) (1988)	869
5.	Charle Young (TE) (1973)	854
6.	Jeremy Maclin (2009)	773
7.	Fred Barnett (1990)	721
8.	Don Looney (E) (1940)	707
9.	Calvin Williams (1990)	602
10.	Reggie Brown (2005)	571

TOUCHDOWNS

1.	Calvin Williams (1990)	9
2t.	Jordan Matthews (2014)	8
	Fred Barnett (1990)	8
	Bobby Walston (E) (1951)	8
5.	Pete Pihos (E) (1947)	7
6t.	Keith Jackson (TE) (1988)	6
	Charle Young (TE) (1973)	6
8t.	**DeVonta Smith (2021)**	**5**
	Hal Giancanelli (B) (1953)	5

TOTAL OFFENSE

SCRIMMAGE YARDS

1.	Miles Sanders (RB) (2019)	1,327
2.	DeSean Jackson (WR) (2008)	1,008
3.	LeSean McCoy (RB) (2009)	945
4.	**DeVonta Smith (WR) (2021)**	**916**
5.	Charle Young (TE) (1973)	878
6.	Jordan Matthews (WR) (2014)	872
7.	Keith Jackson (TE) (1988)	869
8.	Lee Bouggess (RB) (1970)	802
9.	Jeremy Maclin (WR) (2009)	766
10.	Billy Barnes (RB) (1957)	741

TOUCHDOWNS

1.	Calvin Williams (WR) (1990)	9
2t.	Jordan Matthews (WR) (2014)	8
	Fred Barnett (WR) (1990)	8
	Bobby Walston (E) (1951)	8
	Pete Pihos (E) (1947)	8
	Mel Bleeker (RB) (1944)	8
7t.	Charle Young (TE) (1973)	7
	Don Johnson (RB) (1953)	7
	Steve Van Buren (RB) (1944)	7
10t.	Kenneth Gainwell (RB) (2021)	6
	Miles Sanders (RB) (2019)	6
	Corey Clement (RB) (2017)	6
	Keith Jackson (TE) (1988)	6
	Hal Giancanelli (B) (1953)	6



DEVONTA SMITH

SACKS

SACKS (SINCE 1982)

1.	Corey Simon (DT) (2000)	9.5
2t.	**Jalen Carter (DE) (2023)**	**6.0**
	Derrick Burgess (DE) (2001)	6.0
4t.	Fletcher Cox (DT) (2012)	5.5
	Mike Mamula (DE) (1995)	5.5
6t.	Derek Barnett (DE) (2017)	5.0
	Trent Cole (DE) (2005)	5.0
8.	Jerome Brown (DT) (1987)	4.0
9.	Mike Patterson (DT) (2005)	3.5
10.	Brandon Graham (DE) (2010)	3.0

INTERCEPTIONS

INTERCEPTIONS (SINCE 1940)

1t.	Tom Brookshier (DB) (1953)	8
	Ed "Bibbles" Bawel (B) (1952)	8
3.	Herman Edwards (DB) (1977)	6
4t.	Eric Allen (DB) (1988)	5
	Randy Logan (S) (1973)	5
	Jerry Norton (DB) (1954)	5
	Steve Van Buren (B) (1944)	5
8t.	Roynell Young (CB) (1980)	4
	Brenard Wilson (S) (1979)	4

KICKING

POINTS

1.	Cody Parkey (2014)	150
2.	Alex Henery (2011)	118
3.	Paul McFadden (1984)	116
4.	**Jake Elliott (2017)**	**110**
5.	Tony Franklin (1979)	105

FIELD GOALS

1.	Cody Parkey (2014)	32
2.	Paul McFadden (1984)	30
3.	**Jake Elliott (2017)**	**26**
4.	Alex Henery (2011)	24
5.	Tony Franklin (1979)	23

FIELD GOAL ATTEMPTS

1.	Paul McFadden (1984)	37
2.	Cody Parkey (2014)	36
3t.	**Jake Elliott (2017)**	**31**
	Tony Franklin (1979)	31
5.	Alex Henery (2011)	27

FIELD GOAL PERCENTAGE

1t.	Cody Parkey (2014)	88.9
	Alex Henery (2011)	88.9
3.	**Jake Elliott (2017)**	**83.7**
4.	Paul McFadden (1984)	81.1
5.	Tony Franklin (1979)	74.2

(min. 16 FG attempts)

PUNTING

PUNTS

1.	John Teltschik (1986)	108
2.	Tom Hutton (1995)	85
3.	Merritt Kersey (1974)	82
4t.	Max Runager (1979)	74
	Bill Bradley (1969)	74

PUNTING YARDS

1.	John Teltschik (1986)	4,493
2.	Tom Hutton (1995)	3,682
3.	Sav Rocca (2007)	3,066
4.	Merritt Kersey (1974)	2,959
5.	Bill Bradley (1969)	2,942

GROSS AVERAGE

1.	Tom Hutton (1995)	43.32]
2.	Chas Henry (2011)	42.88
3.	Sav Rocca (2007)	42.00
4.	John Teltschik (1986)	41.60
5.	Bill Bradley (1969)	39.76

(min. 2.5 punts/game)

KICKOFF RETURNS

KICKOFF RETURNS

1.	Quintin Demps (2008)	52
2.	Herman Hunter (1985)	48
3.	Duce Staley (1997)	47
4.	Brandon Boykin (2012)	45
5.	Allen Rossum (1998)	44
6.	J.R. Reed (2004)	33
7t.	Jorrick Calvin (2010)	32
	Billy Walik (1970)	32
9.	Dion Lewis (2011)	31
10t.	Ted Dean (1960)	26
	Al Nelson (1965)	26

KICKOFF RETURN YARDS

1.	Quintin Demps (2008)	1,314
2.	Duce Staley (1997)	1,139
3.	Allen Rossum (1998)	1,080
4.	Herman Hunter (1985)	1,047
5.	Brandon Boykin (2012)	1,037
6.	Billy Walik (1970)	805
7.	J.R. Reed (2004)	761
8.	Jorrick Calvin (2010)	692
9.	Al Nelson (1965)	683
10.	Dion Lewis (2011)	669

KICKOFF RETURN AVERAGE (SINCE 1941)

1.	Josh Huff (2014)	29.6
2.	Tommy McDonald (1957)	27.6
3.	Israel Lang (1964)	27.1
4.	Art Powell (1959)	27.1
5.	Don Stevens (1952)	27.1
6.	Wilbert Montgomery (1977)	26.9
7.	Al Nelson (1965)	26.3
8.	Quintin Demps (2008)	25.3
9.	Billy Walik (1970)	25.2
10.	Allen Rossum (1998)	24.6

(min. 10 returns)

PUNT RETURNS

PUNT RETURNS

1.	DeSean Jackson (2008)	50
2.	Evan Cooper (1984)	40
3.	Ed "Bibbles" Bawel (1952)	34
4.	Bill Bradley (1969)	28
5t.	Damaris Johnson (2012)	26
	Tommy McDonald (1957)	26
7.	Allen Rossum (1998)	22
8.	Jerry Norton (1954)	21
9t.	Bobby Morse (1987)	20
	Billy Walik (1970)	20

PUNT RETURN YARDS

1.	DeSean Jackson (2008)	440
2.	Damaris Johnson (2012)	291
3.	Ed "Bibbles" Bawel (1952)	261
4.	Evan Cooper (1984)	250
5.	Steve Van Buren (1944)	230
6.	Dexter Wynn (2004)	194
7.	Allen Rossum (1998)	187
8.	Ernie Steele (1942)	184
9.	Bill Bradley (1969)	181
10.	Don Stevens (1952)	172

PUNT RETURN AVERAGE (SINCE 1941)

1.	Pat McHugh (1947)	15.7
2.	Steve Van Buren (1944)	15.3
3.	Damaris Johnson (2012)	11.2
4.	Dexter Wynn (2004)	10.8
5.	Don Stevens (1952)	10.8
6.	Jorrick Calvin (2010)	10.4
7t.	Ken Keller (1956)	9.7
	Bosh Pritchard (1942)	9.7
9.	DeSean Jackson (2008)	8.8
10.	Allen Rossum (1998)	8.5

(min. 10 returns)



COREY SIMON

PASSING YARDS

Rk	Player	Yds
1.	Nick Foles (12/9/2012 at Buccaneers)	381
2.	Carson Wentz (11/6/2016 at Giants)	364
3.	Nick Foles (12/23/2012 vs. Washington)	345
4.	**Jalen Hurts (12/27/2020 at Cowboys)**	**342**
5.	**Jalen Hurts (12/20/2020 at Cardinals)**	**338**
6.	Carson Wentz (12/11/2016 vs. Washington)	314
7.	Carson Wentz (12/4/2016 at Bengals)	308
8.	Carson Wentz (9/25/2016 vs. Steelers)	301

COMPLETIONS

Rk	Player	Cmp
1.	Carson Wentz (12/4/2016 at Bengals)	36
2t.	Carson Wentz (12/11/2016 vs. Washington)	32
	Carson Wentz (10/30/2016 at Cowboys)	32
	Nick Foles (12/23/2012 vs. Washington)	32
	Nick Foles (12/9/2012 at Buccaneers)	32

PASSING TOUCHDOWNS

Rk	Player	TD
1t.	**Jalen Hurts (12/20/2020 at Cardinals)**	**3**
	Donovan McNabb (1/2/2000 vs. Rams)	3
	Sonny Jurgensen (11/24/1957 vs. Washington)	3

RUSHING YARDS

Rk	Player	Yds
1.	Bryce Brown (11/26/12 vs. Panthers)	178
2.	Bryce Brown (12/2/12 at Cowboys)	169
3.	Correll Buckhalter (10/7/01 vs. Cardinals)	134
4.	Steve Van Buren (11/5/44 at Brooklyn Tigers)	129
5.	Keith Byars (12/7/86 vs. Cardinals)	127
6t.	Miles Sanders (12/15/19 at Washington)	122
	Charlie Garner (10/9/94 vs. Washington)	122
8.	Don Johnson (11/29/53 at Giants)	121
9.	Ryan Moats (12/11/05 vs. Giants)	114
10.	Charlie Garner (10/2/94 at 49ers)	111

RECEIVING YARDS

Rk	Player	Yds
1.	Don Looney (12/1/40 at Washington)	180
2.	Hank Baskett (12/31/06 vs. Falcons)	177
3.	Jeremy Maclin (1/9/10 at Cowboys) (NFC WC)	146
4t.	Jeremy Maclin (10/11/09 vs. Buccaneers)	142
	Keith Jackson (12/31/88 at Bears) (NFC D)	142
6.	Jordan Matthews (11/10/14 vs. Panthers)	138
7.	Don Looney (9/22/40 at Cleveland Rams)	129
8.	Clyde Scott (11/13/49 at Washington)	127
9.	**DeVonta Smith (10/3/21 vs. Chiefs)**	**122**
10.	Herman Hunter (10/13/85 vs. L.A. Rams)	120
11.	Fred Meyer (11/1/42 at Washington)	119
12.	Bobby Walston (10/21/51 at Giants)	118
13.	**DeVonta Smith (11/7/21 vs. Chargers)**	**116**
14.	Don Looney (9/15/40 at Packers)	115

LONGEST RUSHING TOUCHDOWN

Rk	Player	Yds
1.	Herman Hunter (11/24/1985 at Cowboys)	74t
2.	John Brewer (10/4/1952 vs. Giants)	71t
3t.	Steve Van Buren (11/5/1944 at Brooklyn Tigers)	70t
	John Kusko (11/22/1936 vs. Bears)	70t
5t.	LeSean McCoy (11/1/2009 vs. Giants)	66t
	Don Johnson (11/15/1953 vs. Colts)	66t
7t.	Miles Sanders (10/27/19 at Bills)	65t
	Bryce Brown (12/26/2012 vs. Panthers)	65t
9.	Don Johnson (11/29/1953 at Giants)	63t
10.	Ryan Moats (12/18/2005 at Rams)	59t

LONGEST RECEIVING TOUCHDOWN

Rk	Player	Yds
1.	Fred Barnett (12/2/1990 at Bills)	95t
2.	Hank Baskett (12/31/2006 vs. Falcons)	89t
3.	Hank Baskett (10/8/2006 vs. Cowboys)	87t
4.	Kenny Jackson (10/21/1984 vs. Giants)	83t
5.	Charle Young (11/18/1973 at Cowboys)	80t
6.	Mel Bleeker (10/22/1944 vs. Boston Yanks)	75t
7.	Glen Young (11/6/1983 vs. Cowboys)	71t
8.	Clyde Scott (11/13/1949 at Washington)	70t

LONGEST KICKOFF RETURN

Rk	Player	Yds
1.	Josh Huff (11/23/14 vs. Titans)	107t
2.	Quintin Demps (11/23/08 at Ravens)	100t
3.	Wilbert Montgomery (12/11/77 vs. Giants)	99t
4t.	Steve Van Buren (11/12/44 vs. Giants)	97t
	Bosh Pritchard (11/1/42 at Washington)	97t
6.	Art Powell (10/4/59 vs. Giants)	95
7.	Andre Waters (11/18/84 vs. Washington)	89t
8.	Wendell Smallwood (10/16/16 at Washington)	86t
9.	Billy Walik (10/25/70 at Packers)	82
10.	Jim Castiglia (10/19/41 vs. Washington)	72

LONGEST PUNT RETURN

Rk	Player	Yds
1.	Damaris Johnson (12/2/12 at Cowboys)	98t
2.	Jalen Reagor (12/6/20 at Packers)	73t
3.	Clyde Scott (10/30/49 at Steelers)	70t
4.	Pat McHugh (11/23/47 at Boston Yanks)	69t
5.	DeSean Jackson (10/5/08 vs. Washington)	68t
6.	Bob Shann (12/19/65 vs. Lions)	63t
7.	Ernie Steele (10/11/42 at Giants)	62
8.	DeSean Jackson (9/7/08 vs. Rams)	60
9.	Art Powell (10/11/59 vs. Steelers)	58t
10.	Don Stevens (11/9/52 vs. Washington)	56t2

SCORING

MOST TOUCHDOWNS
5 James Stewart, Jaguars (10/12/97 at Jax.) (all rushing)
4 8x, last: Chase Claypool, Steelers (10/11/20 at Pit.)

MOST FIELD GOALS
5 9x, last: Cameron Dicker, Chargers (12/8/25 at LAC, 5 att)

LONGEST FIELD GOAL
65 Chase McLaughlin, Buccaneers (9/28/25 at TB)
63 Brett Maher, Cowboys (10/20/19 at Dal.)
62 Brett Maher, Cowboys (12/9/18 at Dal.)
62 Matt Bryant, Buccaneers (10/22/06 at TB)
61 Joey Slye, Commanders (10/29/23 at Was.)
60 Brandon Aubrey, Cowboys (12/10/23 at Dal.)

PASSING

MOST ATTEMPTS
63 Eli Manning, Giants (12/22/16 at Phi.)
58 Ryan Fitzpatrick, Jets (9/27/15 at NYJ)
57 Eli Manning, Giants (12/17/17 at NYG))
56 Tom Brady, Patriots (12/6/15 at NE)
56 Fran Tarkenton, Vikings (12/3/78 at Min.)

MOST COMPLETIONS
42 Dak Prescott, Cowboys (12/9/18 at Dal.)
39, Sam Howell, Commanders (10/29/23 at Was.)
38 Eli Manning, Giants (12/22/16 at Phi.)
37 Eli Manning, Giants (12/17/17 at NYG)
37 Daunte Culpepper, Vikings (9/20/04 at Phi.)

MOST PASSING YARDS
455 Dak Prescott (12/9/18 at Dal.)
446 Jon Kitna, Lions (9/23/07 at Phi.)
434 Eli Manning, Giants (12/17/17 at NYG)
429 Eli Manning, Giants (9/28/14 at NYG)
428 Joe Montana, 49ers (9/24/89 at Phi.)

MOST TOUCHDOWNS
5 13x, last: Jayden Daniels, Commanders (12/22/24 at Was.)

LONGEST PASSING PLAY
96 Bill Kilmer to Walter Roberts, Saints (11/19/67 at Phi.)
93t Neil Lomax to Ernie Jones, Cardinals (12/10/88 at Pho.)
91t Jon Kitna to Roy Williams, Lions (9/23/07 at Phi.)
90t Seneca Wallace to Koren Robinson (11/2/08 at Sea.)
90t Virgil Carter to Speedy Thomas, Bengals (9/19/71 at Cin.)

RUSHING

MOST ATTEMPTS
43 Butch Woolfolk, Giants (11/20/83 at Phi.)

MOST RUSHING YARDS
237 Emmitt Smith, Cowboys (10/31/93 at Phi.) 30 att.
237 Jim Brown, Browns (11/19/61 at Cle.) 34 att.
235 Doug Martin, Buccaneers (11/22/15 vs. TB) 27 att.
223 Jim Brown, Browns (11/3/63 at Phi.) 28 att.
221 Gerald Riggs, Washington (9/17/89 at Was.) 29 att.

MOST TOUCHDOWNS
5 James Stewart, Jaguars (10/12/97 at Jax.)
4 3x, last: Joseph Addai, Colts (11/26/06 at Ind.)

LONGEST RUN FROM SCRIMMAGE
90t Adrian Peterson, Washington (12/3/18 at Phi.)
87t John Henry Johnson, Steelers (12/11/60 at Pit.)
85t Reggie Brooks, Washington (9/19/93 at Phi.)
84t Herschel Walker, Cowboys (12/14/86 at Dal.)
84 Doug Martin, Buccaneers (11/22/15 at Phi.)

RECEIVING

MOST RECEPTIONS
15 George Kittle, 49ers (10/4/20 at SF)
13 Wes Welker, Patriots (11/25/07 at NE)
13 Terrell Owens, 49ers (11/25/02 at SF)

MOST RECEIVING YARDS
225 Kenny Britt, Titans (10/24/10 at Ten.) 7 rec.
217 Amari Cooper, Cowboys (12/9/18 at Dal.) 10 rec.
213 Tony Hill, Cowboys (11/12/79 at Dal.) 7 rec.
212 Hugh Taylor, Washington (9/28/47 at Phi.) 8 rec.
204 Roy Williams, Lions (9/23/07 at Phi.) 9 rec.

MOST TOUCHDOWNS
3 22x, last: Tyreek Hill, Chiefs (10/3/21 vs. KC)

INTERCEPTIONS

MOST INTERCEPTIONS
3 14x, last: Lofa Tatupu, Seahawks (12/2/07 at Phi.)

LONGEST INTERCEPTION RETURN
107t Ed Reed, Ravens (11/23/08 at Bal.)
100t Mike Gaechter, Cowboys (10/14/62 at Dal.)
99t Patrick Robinson, Saints (11/5/12 at NO)
98 Brandon McDonald (12/15/08 vs. Cle.)
97t Darren Sharper, Saints (9/20/09 at Phi.)

MISCELLANEOUS

MOST PUNTS
14 Sammy Baugh, Washington (11/5/39 at Was.)

LONGEST PUNT
85 Sammy Baugh, Washington (12/1/40 at Was.)

LONGEST KICKOFF RETURN
105t Trindon Holliday, Broncos (9/29/13 at Den.)
104t Buddy Young, Colts (11/15/53 at Phi.)
103t George Hoey, Cardinals (11/21/71 at StL)
102t Larry Jones, Washington (11/24/74 at Was.)
101t Wallace Francis, Bills (10/7/73 at Buf.)
101t Amos March, Cowboys (10/14/62 at Dal.)

LONGEST PUNT RETURN
90t Adam Jones, Titans (11/19/06 at Phi.)
90t Jacquez Green, Washington (9/16/02 at Was.)
88t Andre Coleman, Chargers (9/17/95 at Phi.)
88t George Grosvenor, Cardinals (11/8/36 at Chi.)
87t Ted Ginn Jr., Dolphins (11/18/07 at Phi.)

LONGEST FUMBLE RETURN
93t James Sanders, Cardinals (9/23/12 at Arz.)
74t Bull Karcis, Giants (10/16/38 at NYG)
69t DeMarcus Ware, Cowboys (10/8/06 at Phi.)
65t Willie Teal, Vikings (12/1/85 at Phi.)
64t Linval Joseph, Vikings (10/7/18 at Phi.)

LONGEST RETURN WITH INTERCEPTED LATERAL
93t Dick Poillon, Washington (11/21/48 at Phi.)

Best Season, Win Percentage
1949 Won 11, Lost 1 (.917)

Best Season, Win Total
2024 14 wins, 3 losses
2022 14 wins, 3 losses

Worst Season
1936 Won 1, Lost 11 (.083)

Longest Winning Streak
10 (10/13/24 - 12/15/24)
9 (9/24/17 - 11/26/17)
9 (10/19/03 - 12/15/03)
9 (9/30/60 - 12/4/60)

Longest Home Winning Streak
13 (12/14/47 - 12/11/49)

Longest Home Losing Streak
10 (10/14/12 - 10/27/13)

Longest Road Winning Streak
9 (10/19/03 - 10/24/04)
9 (11/12/00 - 12/16/01)

Longest Road Losing Streak
12 (12/14/97 - 10/3/99)
12 (10/15/39 - 12/1/40)

Longest Losing Streak
14 (9/20/36 - 9/21/37)

Consecutive Wins - Start of Season
8 in 2022

Consecutive Wins - End of Season
8 in 1949 (Reg. Season)

Consecutive Losses - Start of Season
11 in 1968

Consecutive Losses - End of Season
11 in 1936

Total Shutouts by Eagles
38 last vs. LV, 12/14/25

Most Shutouts in a Season
4 in 1934 and 1948

Consecutive Games Scored Points
120 (11/18/62 - 10/3/71)

Consecutive Games Scored TD
92 (10/2/77 - 10/16/83)

Largest Comeback Victory
28-24 vs. Chicago Cardinals at Metropolitan Stadium, October 25, 1959 (came back from 24-0 deficit in 3rd qtr.)
28-24 vs. Washington at Griffith Stadium, October 27, 1946 (came back from 24-0 deficit at halftime)

Largest Comeback vs. Eagles
23-28 vs. Minnesota Vikings at Veterans Stadium, December 1, 1985 (came back from 23-0 deficit in 4th qtr.)

SCORING

MOST POINTS SCORED
477 (2022, 17 games)
474 (2014, 16 games)
463 (2024, 17 games)
457 (2017, 16 games)
444 (2021, 17 games)

FEWEST SCORED
51 (1936, 12 games)
60 (1935, 11 games)
77 (1933, 9 games)

MOST ALLOWED
444 (2012, 16 games)
430 (2015, 16 games)
428 (2023, 17 games)
418 (2020, 16 games)
409 (1967, 14 games)

FEWEST ALLOWED
85 (1934, 11 games)
131 (1944, 10 games)
133 (1945, 10 games)

TOUCHDOWNS

MOST SCORED
59 (2022, 17 games)
54 (2024, 17 games)
54 (2014, 16 games)
53 (2017, 16 games)
53 (2013, 16 games)

FEWEST SCORED
6 (1936, 12 games)

MOST ALLOWED
52 (2012, 16 games)
52 (1967, 14 games)
51 (2023, 17 games)
50 (2015, 16 games)
48 (2020, 16 games)
48 (2014, 16 games)

FEWEST ALLOWED
10 (1934, 11 games)
17 (1950, 12 games)
17 (1949, 12 games)
18 (1945, 10 games)

MOST BY RUSHING
32 (2022, 17 games)
29 (2024, 17 games)
26 (1945, 10 games)
25 (2021, 17 games)
25 (1949, 12 games)

MOST BY PASSING
38 (2017, 16 games)
34 (1990, 16 games)
34 (1961, 14 games)
33 (1954, 12 games)

KICKING

MOST FIELD GOALS MADE
35 (2016, 16 games)
33 (2008, 16 games)
32 (2014, 16 games)
32 (2010, 16 games)
32 (2009, 16 games)

MOST PATS MADE
54 (2014, 16 games)
51 (2022, 17 games)
50 (1948, 12 games)
48 (2006, 16 games)
48 (1980, 16 games)

TOTAL NET YARDS

MOST GAINED
6,676 (2013, 16 games)
6,614 (2022, 17 games)
6,386 (2011, 16 games)
6,348 (2014, 16 games)
6,242 (2024, 17 games)

PASSING

MOST ATTEMPTS
623 (2015, 16 games)
621 (2014, 16 games)
620 (2005, 16 games)
618 (2012, 16 games)
613 (2019, 16 games)

MOST COMPLETIONS
422 (2018, 16 games)
405 (2015, 16 games)
391 (2019, 16 games)
384 (2014, 16 games)
380 (2016, 16 games)

MOST YARDS GAINED (GROSS)
6,565 (2024, 17 games)
5,486 (2025, 17 games)
4,581 (2014, 16 games)
4,524 (2018, 16 games)
4,406 (2013, 16 games)

RUSHING

MOST ATTEMPTS
632 (1949, 12 games)
621 (2024, 17 games)
587 (1978, 16 games)
581 (1950, 12 games)

MOST YARDS GAINED
3,048 (2024, 17 games)
2,715 (2021, 17 games)
2,607 (1949, 12 games)
2,566 (2013, 16 games)
2,556 (1990, 16 games)

FIRST DOWNS

MOST FIRST DOWNS
385 (2022, 17 games)
377 (2023, 17 games)
360 (2024, 17 games)
356 (2014, 16 games)
356 (2011, 16 games)

MOST BY RUSHING
164 (2024, 17 games)
163 (2021, 17 games)
161 (2022, 17 games)
157 (1981, 16 games)
149 (2023, 17 games)

MOST BY PASSING
221 (2018, 16 games)
218 (2014, 16 games)
215 (2019, 16 games)
204 (2008, 16 games)
203 (1997, 16 games)

MOST BY PENALTY
45 (2020, 16 games)
41 (2003, 16 games)
37 (2017, 16 games)
36 (2015, 16 games)
35 (2019, 16 games)

SACKS

MOST SACKS MADE
70 (2022, 17 games)
62 (1989, 16 games)
60 (1984, 16 games)
57 (1987, 15 games)
56 (2002, 16 games)
55 (1992, 16 games)
55 (1991, 16 games)

MOST SACKS ALLOWED
104 (1986, 16 games)
72 (1987, 15 games)
65 (2020, 16 games)
64 (1997, 16 games)
64 (1992, 16 games)

FEWEST SACKS ALLOWED
22 (1981, 16 games)
23 (2008, 16 games)
23 (1970, 14 games)
26 (1971, 14 games)
26 (1968, 14 games)

INTERCEPTIONS

MOST THROWN
36 (1936, 12 games)
34 (1933, 9 games)
31 (1963, 14 games)
31 (1962, 14 games)
31 (1953, 12 games)

MOST INTERCEPTED
33 (1944, 10 games)
32 (1988, 16 games)
31 (1950, 12 games)
30 (1960, 12 games)
30 (1989, 16 games)

FUMBLES

OPP. FUMBLES RECOVERED
27 (1987, 15 games)
26 (1989, 16 games)
25 (1971, 14 games)
22 (1991, 16 games)
22 (2002, 16 games)
22 (1954, 12 games)

PENALTIES

MOST PENALTIES
138 (1994, 16 games)
134 (2005, 16 games)
129 (2010, 16 games)
124 (2004, 16 games)
120 (1990, 16 games)

MOST YARDS PENALIZED
1,130 (2005, 16 games)
1,107 (1994, 16 games)
1,101 (2010, 16 games)
1,073 (2025, 17 games)
995 (2014, 16 games)

SCORING

MOST SCORED
64 vs. Cincinnati Reds, 11/6/34
59 at Washington, 11/15/10
56 vs. Detroit Lions, 9/23/07
56 at Chicago Cardinals, 10/25/53
56 vs. Los Angeles Rams, 10/7/50

MOST ALLOWED
62 at Giants, 11/26/72
56 at Cowboys, 10/9/66
56 at Giants, 10/15/33

MOST, BOTH TEAMS
87 Eagles 59, Washington 28, (at Was.) 11/15/10
87 Eagles 45, Washington 42, (at Phil.) 9/28/47
86 Eagles, 44, Bengals 42, (at Phil.) 11/30/97

FEWEST, BOTH TEAMS
0 Eagles 0, Brooklyn Dodgers 0, (at Phil.), 10/1/39

MOST, BOTH TEAMS — ONE QUARTER
47 Eagles 20, Cardinals 27, (at StL), 12/13/64

MOST SCORED IN 1ST QUARTER
28 at Washington, 11/15/10
27 at Steelers, 12/12/65
26 vs. Cincinnati Reds, 11/6/34
24 at Falcons, 10/8/67

MOST ALLOWED IN 1ST QUARTER
28 at Broncos, 10/4/98
28 at Cowboys, 10/19/69
24 at Bills, 12/2/90
21 8x, last: at Broncos, 9/29/13

MOST SCORED BOTH TEAMS IN 1ST QUARTER
35 at Saints, 12/23/07, (E-21, S-14)
35 at Cowboys, 10/19/69, (E-7, C-28)
28 5x, last: at Commanders, 12/22/24, (E-21, C-7)

MOST SCORED IN 2ND QUARTER
31 vs. Lions, 12/30/95
28 vs. Panthers, 9/13/09
28 vs. Packers, 12/5/04
28 at Cowboys, 11/15/04
28 vs. Saints, 11/19/67

MOST ALLOWED IN 2ND QUARTER
28 vs. Bears, 10/4/87
28 vs. St. Louis Cardinals, 10/18/70
28 vs. Packers, 11/11/62
28 at Bears, 10/17/43

MOST SCORED BOTH TEAMS IN 2ND QUARTER
47 at St. Louis Cardinals, 12/13/64, (E-20, C-27)
42 at Cowboys, 11/15/04, (E-28, D-14)
42 at Washington, 11/27/83, (E-21, W-21)
38 at St.Louis Cardinals, 12/16/62, (E-21, C-17)

MOST SCORED IN 1ST HALF
45 at Washington, 11/15/10
42 vs. Lions, 9/23/07
38 vs. Lions, 12/30/95
35 3x, last: vs. Packers, 12/5/04

MOST ALLOWED IN 1ST HALF
42 at Cowboys, 10/19/69
38 at Giants, 11/26/72
35 6x, last: at Giants, 12/30/12

MOST SCORED BOTH TEAMS IN 1ST HALF
63 vs. Lions, 9/23/07, (E-42, D-21)
59 at Washington, 11/15/10, (E-45, R-14)
59 at St. Louis Cardinals, 12/16/62, (E-28, C-31)
57 at St. Louis Cardinals, 12/13/64, (E-27, C-30)
54 at Cowboys, 9/15/08, (E-30, D-24)

MOST SCORED IN 3RD QUARTER
21 at Lions, 10/31/21
21 vs. Steelers, 9/25/16
21 at Raiders, 11/3/13
21 at Falcons, 9/18/11
21 vs. Washington, 11/12/90
21 vs. Patriots, 11/4/73
21 at Washington, 12/3/67
21 vs. Chi. Cardinals (at Minneapolis), 10/25/59
21 vs. NY Giants, 10/4/59
21 vs. Washington, 11/28/54
21 vs. NY Bulldogs, 11/20/49

MOST ALLOWED IN 3RD QUARTER
28 vs. Washington, 10/1/55
23 at Giants, 10/21/51

MOST SCORED BOTH TEAMS IN 3RD QUARTER
42 vs. Washington, 10/1/55, (E-14, R-28)
35 at Washington, 12/3/67, (E-21, R-14)
34 at Washington, 11/1/42, (E-14, R-20)

MOST SCORED IN 4TH QUARTER
28 at NY Giants, 12/19/10
28 vs. Lions, 12/8/13
26 at Saints, 1/3/93
24 vs. Baltimore Colts, 11/15/53
23 at 49ers, 10/12/08

MOST ALLOWED IN 4TH QUARTER
28 vs. 49ers, 9/24/89
28 vs. Vikings, 12/1/85
28 vs. Chicago Cardinals, 12/7/47
28 vs. Bears, 11/30/41

MOST SCORED BOTH TEAMS IN 4TH QUARTER
42 vs. Chicago Cardinals, 12/7/47, (E-14, C-28)
38 vs. 49ers, 9/24/89, (E-10, S-28)
37 vs. NY Giants, 9/27/17, (E-13, G-24)
37 at Arizona Cardinals, 11/24/96, (E-17, A-20)

MOST SCORED IN 2ND HALF
35 at NY Giants, 12/19/10
35 at St. Louis Cardinals, 11/8/81
34 vs. Jaguars, 9/7/14
34 vs. Lions, 12/8/13
32 3x, last: vs. Falcons, 10/1/00

MOST ALLOWED IN 2ND HALF
49 vs. Bears, 11/30/41
42 vs. Chicago Cardinals, 12/7/47
34 at Oakland Raiders, 10/17/71
31 7x, last: at Broncos 9/29/13

MOST SCORED BOTH TEAMS IN 2ND HALF
56 vs. Chicago Cardinals, 12/7/1947, (E-14, C-42)
52 at Vikings, 12/15/2013, (E-21, V-31)
52 vs. Washington, 10/1/1955, (E-21, R-31)
50 vs. Lions, 12/30/1995, (E-20, D-30)
49 vs. Bears, 11/30/1941, (E-0, B-49)
49 vs. Washington, 9/28/47, (E-21, R-28)

MOST DECISIVE VICTORY
- 64 Eagles 64, Cincinnati Reds 0, 11/6/34
- 45 3x, last: vs. Boston Yanks (E-45, Y-0), 11/14/48

MOST DECISIVE LOSS
- 56 Giants 56, Eagles 0, 10/15/33
- 52 Giants 62, Eagles 10, 11/26/72

TOUCHDOWNS

MOST SCORED
- 10 vs. Cincinnati Reds, 11/6/34
- 8 at Washington, 11/15/10
- 8 vs. Lions, 9/23/07
- 8 at Cardinals, 10/25/53
- 8 vs. Rams, 10/7/50

MOST ALLOWED
- 8 3x, last: at Giants, 11/26/72

MOST SCORED BY RUSHING
- 5 at Cowboys, 10/22/61
- 5 vs. Washington, 10/23/49
- 5 at Washington, 10/17/48
- 5 vs. Boston Yanks, 12/9/45

MOST ALLOWED BY RUSHING
- 6 vs. Packers, 11/11/62

MOST BY PASSING
- 7 at Raiders, 11/3/13
- 7 at Washington, 10/17/54

MOST ALLOWED BY PASSING
- 5 15x, last: at Commanders, 12/22/24

KICKING

MOST FIELD GOALS MADE
- 6 at Oilers, 11/12/72
- 5 6x, last: vs. Giants, 1/8/23

MOST FIELD GOALS ALLOWED
- 5 9x, last: at Chargers, 12/8/25

TOTAL YARDS

MOST YARDS GAINED
- 592 at Washington, 11/15/10 (332 passing, 260 rushing)
- 583 vs. 49ers, 9/18/05 (443 passing, 140 rushing)
- 582 at Browns, 11/7/65 (352 passing, 230 rushing)
- 575 vs. Washington, 11/21/48 (199 passing, 376 rushing)
- 574 vs. Colts, 11/15/81 (339 passing, 235 rushing)

FEWEST YARDS GAINED
- 23 at Lions, 9/20/35
- 54 vs. Packers, 11/11/62

MOST YARDS ALLOWED
- 652 at Cowboys, 10/9/66 (440 passing, 212 rushing)

FEWEST YARDS ALLOWED
- 29 vs. Brooklyn Dodgers, 12/3/44

PASSING

MOST ATTEMPTS
- 62 at Cardinals, 10/26/14
- 62 at Bears, 10/2/89
- 61 vs. Titans, 11/19/06
- 60 at Bengals, 12/4/16
- 60 at Washington, 12/1/40

FEWEST ATTEMPTS
- 3 vs. Steelers, 12/1/46

MOST ATTEMPTS ALLOWED
- 63 vs. Giants, 12/22/16
- 63 at 49ers, 11/25/02
- 58 at Jets, 9/27/15
- 57 at Giants, 12/17/17
- 57 at Patriots, 12/6/15

FEWEST ATTEMPTS ALLOWED
- 0 at Browns, 12/3/50
- 1 at NY Bulldogs, 9/22/49; at Cardinals, 11/8/36

MOST COMPLETIONS
- 37 vs. Washington, 12/26/15
- 37 at Washington, 12/20/14
- 36 at Bengals, 12/4/16
- 36 at Falcons, 9/14/15
- 36 at Cardinals, 10/26/14

FEWEST COMPLETIONS
- 0 at Boston, 10/18/36

MOST COMPLETIONS ALLOWED
- 42 at Cowboys, 12/9/18
- 39 at Commanders, 10/29/23
- 38 vs. Giants, 12/22/16
- 37 at Giants, 12/17/17
- 37 vs. Vikings, 9/20/04

FEWEST COMPLETIONS ALLOWED
- 0 at Browns, 12/3/50
- 0 vs. NY Bulldogs, 9/22/49
- 0 at Chicago Cardinals, 11/8/36
- 0 vs. Brooklyn Dodgers, 11/29/36
- 0 vs. Cincinnati Reds, 11/6/34

MOST YARDS GAINED (GROSS)
- 516 vs. Packers (11/27/22)
- 496 vs. Vikings (9/19/22)
- 486 vs. Giants (11/8/53)
- 483 at Saints (9/22/24)
- 478 at Buccaneers (9/25/23)

FEWEST YARDS GAINED (GROSS)
- 0 at Boston, 10/18/36

MOST YARDS ALLOWED (GROSS)
- 512 vs. Bills (11/26/23)
- 481 at Commanders (10/29/23)
- 479 at Cowboys (11/23/25)
- 462 at Cowboys (12/24/22)
- 460 vs. 49ers (12/3/23)

FEWEST YARDS ALLOWED (GROSS)
- 0 4x, last: at Browns, 12/3/50

RUSHING

MOST ATTEMPTS
- 64 at Washington, 12/2/51
- 64 at Baltimore Colts, 10/15/50
- 64 vs. Los Angeles Rams, 11/6/49
- 64 at Washington, 11/28/43

MOST ATTEMPTS ALLOWED
- 67 at Lions, 9/20/35

MOST YARDS GAINED
- 376 vs. Washington, 11/21/48

FEWEST YARDS GAINED
- -36 at Bears, 11/19/39
- -23 vs. Lions, 11/17/40

MOST YARDS ALLOWED
- 370 at Lions, 9/20/35

FEWEST YARDS ALLOWED
-33 vs. Brooklyn Dodgers, 10/2/43
-26 at Boston Yanks, 12/8/46
6 vs. Chicago Bears, 11/26/17
10 vs. Boston Yanks, 10/22/44
13 vs. Brooklyn Tigers, 12/3/44

FIRST DOWNS

MOST FIRST DOWNS
34 vs. Saints 10/11/15
34 vs. Colts, 11/15/81
33 vs. Vikings, 11/11/01
32 vs. Cardinals, 11/27/08; at Washington, 9/17/89; at Chicago Cardinals, 10/25/53; and at Washington, 12/2/51

MOST FIRST DOWNS ALLOWED
37 vs. Packers, 11/11/62

FEWEST FIRST DOWNS ALLOWED
1 at NY Bulldogs, 9/22/49; vs. Brooklyn Dodgers, 10/1/39; at Browns, 12/3/50
2 vs. Brooklyn Dodgers, 11/11/34

MOST BY PASSING
24 at Washington, 9/17/89
22 at Washington, 12/20/14
22 at Chargers, 11/15/09
22 at Chiefs, 10/2/05

MOST ALLOWED BY PASSING
23 at Cowboys, 12/9/18
22 vs. Chargers, 9/15/13
22 at Cardinals, 12/13/64

FEWEST ALLOWED BY PASSING
0 8x, last: at Browns, 12/3/50

MOST BY RUSHING
25 at Washington, 12/2/51

MOST ALLOWED BY RUSHING
21 vs. Packers, 11/11/62 and vs. Browns, 12/13/59

FEWEST ALLOWED BY RUSHING
0 9x, last: vs. Minnesota, 9/14/23

MOST BY PENALTY
8 at Bears, 11/3/02
8 vs. Lions, 12/2/79

MOST ALLOWED BY PENALTY
8 at Packers 9/26/19

PENALTIES

MOST PENALTIES
19 vs. Oilers, 10/2/88
16 at Seahawks, 12/13/92
16 at Giants, 12/3/89

FEWEST PENALTIES
0 18x, last: vs. Dolphins, 10/22/23

MOST PENALTIES BY OPPONENT
22 vs. Bears, 11/26/44

FEWEST PENALTIES BY OPPONENT
0 Many times, last: at Jets, 10/14/07

MOST YARDS PENALIZED
191 at Seahawks, 12/13/92
171 vs. Saints, 11/23/03

FEWEST YARDS PENALIZED
0 19x, last: vs. Giants, 1/5/25

MOST YARDS OPPONENT PENALIZED
170 vs. Bears, 11/26/44

FEWEST YARDS OPPONENT PENALIZED
0 Many times, last: at Jets, 10/14/07

MOST PENALTIES, BOTH TEAMS
31 Eagles 19, Houston Oilers 12 (at Phil.), 10/2/88
28 Eagles 13, St. Louis Rams 15 (at StL), 12/18/05

FEWEST PENALTIES, BOTH TEAMS
1 Eagles 1, Brooklyn Dodgers 0 (at Phil.), 10/1/39
1 Eagles 1, Chicago Cardinals 0 (at Chi.), 11/10/35
1 Eagles 1, Brooklyn Dodgers 0 (at Phil.), 11/11/34

MOST YARDS PENALIZED, BOTH TEAMS
272 Eagles 171, Saints 101 (at Phil.), 11/23/03
262 Eagles 157, Chicago Cardinals 105 (at Chi.), 11/30/52

FEWEST YARDS PENALIZED, BOTH TEAMS
5 Eagles 5, Pittsburgh Steelers 0 (at Phil.), 10/24/65
5 Eagles 5, Brooklyn Dodgers 0 (at Phil.), 10/1/39
5 Eagles 5, Chicago Cardinals 0 (at Chi.), 11/10/35
5 Eagles 5, Brooklyn Dodgers 0 (at Phil.), 11/11/34

FUMBLES

MOST COMMITTED
10 vs. Giants, 10/9/43

MOST LOST
6 at Washington, 11/6/55
6 at Boston Yanks, 12/8/46
6 vs. Steelers, 10/7/34

MOST COMMITTED BY OPPONENT
8 vs. Packers, 12/1/74
7 6x, last: at Giants, 12/28/02

MOST FUMBLES LOST BY OPPONENT
6 at Giants, 11/17/68
6 vs. NY Bulldogs, 11/20/49
5 6x, last: last at Oilers, 12/2/91

INTERCEPTIONS

MOST THROWN
7 vs. Cowboys, 9/26/71
7 at Boston, 11/3/35
6 6x, last: vs. Cardinals, 10/21/56

MOST INTERCEPTED
9 at Steelers, 12/12/65
8 at Cardinals, 9/24/50
7 at Washington, 12/21/75

TOTAL TURNOVERS

MOST COMMITTED
9 at Bears, 10/12/47

MOST FORCED BY DEFENSE
12 at Steelers, 12/12/65 (9 INTs, 3 fumble rec.)
12 at Cardinals, 9/24/50 (8 INTs, 4 fumble rec.)

PUNTS

MOST PUNTS

15	at Giants, 12/6/87
12	vs. Giants, 12/12/54. at Packers, 11/2/52
	vs. Washington, 10/4/42

FEWEST PUNTS

0	6x, last: at Cowboys, 12/24/22

KICKOFF RETURNS

MOST KICKOFF RETURNS

9	at Giants, 11/26/72
9	at Giants, 11/10/46

MOST KICKOFF RETURNS ALLOWED

9	6x, last: vs. Cardinals, 11/27/08

MOST YARDS KICKOFF RETURNS

261	vs. Cowboys, 11/6/66
253	at Cardinals, 11/24/96
235	vs. Cardinals, 9/19/65

MOST YARDS KICKOFF RETURNS BY OPPONENT

256	at Browns, 11/7/65

PUNT RETURNS

MOST PUNT RETURNS

12	at Browns, 12/3/50

MOST PUNT RETURNS BY OPPONENT

9	5x, last: at Cardinals, 12/24/05

MOST YARDS PUNT RETURNS

148	at Boston Yanks, 12/8/46

MOST YARDS PUNT RETURNS ALLOWED

147	vs. Cardinals, 10/2/66

SACKS

MOST SACKS RECORDED

11	at Cowboys, 9/15/91
10	vs. Jets, 10/6/19
10	vs. Lions, 9/23/07
9	at Commanders, 9/25/22
9	vs. Panthers, 11/10/14
9	at Dolphins, 12/11/11
9	vs. Steelers, 9/21/08
9	at Falcons, 12/16/84

MOST SACKS ALLOWED

12	at Giants, 9/30/07
11	vs. Bears, 10/4/87
11	at Raiders, 11/30/86
11	vs. Lions, 11/16/86
11	at Cardinals, 12/18/83

EAGLES HIGHS			CATEGORY	EAGLES LOWS		
64	vs. Cin.	11/06/34	POINTS	0	vs. Dal.	12/31/17
10	vs. Cin.	11/06/34	TOUCHDOWNS	0	vs. Dal.	12/31/17
5	(4x) last at Dal.	10/22/61	RUSHING TDS	0	vs. LAR	10/04/26
7	(2x) last at Oak.	11/03/13	PASSING TDS	0	vs. Pit.	11/22/26
7	(2x) last at Hou.	11/12/72	FIELD GOALS ATTEMPTED	0	vs. Dal.	10/26/26
6	at Hou.	11/12/72	FIELD GOALS MADE	0	vs. Dal.	10/26/26
34	(2x) last vs. NO	10/11/15	TOTAL FIRST DOWNS	2	(5x) last vs. Was.	10/24/37
25	at Was.	12/02/51	RUSHING FIRST DOWNS	0	(7x) last at Dal.	10/09/05
24	at Was.	09/17/89	PASSING FIRST DOWNS	0	(2x) last vs. NYG	10/05/57
592	at Was.	11/15/10	TOTAL NET YARDS	23	at Det.	09/20/35
64	(4x) last at Was.	12/02/51	RUSHING ATTEMPTS	9	(4x) last at Dal.	10/09/05
376	vs. Was.	11/21/48	NET YARDS RUSHING	-36	at Chi.	11/19/39
462	vs. Hou.	12/23/18	NET YARDS PASSING	-13	vs. NYG	12/11/77
12	at NYG	09/30/07	QB SACKS ALLOWED	0	vs. Chi.	11/28/25
486	vs. NYG	11/08/53	GROSS YARDS PASSING	0	at Boston	10/18/36
62	(2x) last at Ari.	10/26/14	PASS ATTEMPTS	3	vs. Pit.	12/01/46
37	(2x) last vs. Was.	12/26/15	PASS COMPLETIONS	0	at Boston	10/18/36
7	(2x) last vs. Dal.	09/26/71	INTERCEPTIONS THROWN	0	vs. Pit.	11/22/26
9	at Chi.	10/12/47	TOTAL TURNOVERS	0	vs. Car.	10/18/26
10	vs. NYG	10/09/43	FUMBLES BY	0	vs. Dal.	10/26/26
6	(3x) last at Was.	11/06/55	FUMBLES LOST	0	vs. Dal.	10/26/26
15	at NYG	12/06/87	PUNTS	0	at Dal.	12/24/22
60.5	vs. LAR	09/20/20	PUNTING AVERAGE	0.0	at Dal.	12/24/22
19	vs. Hou.	10/02/88	PENALTIES	0	(18x) last vs. Mia.	10/22/23
191	at Sea.	12/13/92	YARDS PENALIZED	0	(19x) last vs. NYG	01/05/25

OPPONENTS HIGHS			CATEGORY	OPPONENTS LOWS		
62	at NYG	11/26/72	POINTS	0	vs. LV	12/14/25
8	(3x) last at NYG	11/26/72	TOUCHDOWNS	0	vs. LV	12/14/25
6	vs. GB	11/11/62	RUSHING TDS	0	vs. Pit.	11/22/26
5	(15x) last at Was.	12/22/24	PASSING TDS	0	vs. LAR	10/04/26
7	at NO	11/30/69	FIELD GOALS ATTEMPTED	0	at Buf.	12/28/25
5	(9x) last at LAC	12/08/25	FIELD GOALS MADE	0	at Buf.	12/28/25
37	vs. GB	11/11/62	TOTAL FIRST DOWNS	1	(3x) last at Cle.	12/03/50
21	(2x) last vs. GB	11/11/62	RUSHING FIRST DOWNS	0	(9x) last vs. Min.	09/14/23
23	at Dal.	12/09/18	PASSING FIRST DOWNS	0	(8x) last at Cle.	12/03/50
652	at Dal.	10/09/66	TOTAL NET YARDS	29	vs. Brooklyn	12/03/44
67	at Det.	09/20/35	RUSHING ATTEMPTS	9	vs. Min.	09/14/23
370	at Det.	09/20/35	NET YARDS RUSHING	-33	vs. Brooklyn	10/02/43
440	at Dal.	10/09/66	NET YARDS PASSING	0	at Cle.	12/03/50
11	at Dal.	09/15/91	QB SACKS ALLOWED	0	vs. Dal.	10/26/26
455	at Dal.	12/09/18	GROSS YARDS PASSING	0	(4x) last at Cle.	12/03/50
63	(2x) last vs. NYG	12/22/16	PASS ATTEMPTS	0	at Cle.	12/03/50
42	at Dal.	12/09/18	PASS COMPLETIONS	0	(5x) last at Cle.	12/03/50
9	at Pit.	12/12/65	INTERCEPTIONS THROWN	0	vs. Pit.	11/22/26
12	(2x) last at Pit.	12/12/65	TOTAL TURNOVERS	0	vs. Pit.	11/22/26
8	vs. GB	12/01/74	FUMBLES BY	0	vs. Pit.	11/22/26
6	(2x) last at NYG	11/17/68	FUMBLES LOST	0	vs. Pit.	11/22/26
15	at Was.	11/05/39	PUNTS	0	at Cin.	10/27/24
69.0	at Was.	12/27/03	PUNTING AVERAGE	0.0	at Cin.	10/27/24
22	vs. Chi.	11/26/44	PENALTIES	0	(11x) last at NYJ	10/14/07
170	vs. Chi.	11/26/44	YARDS PENALIZED	0	(11x) last at NYJ	10/14/07

GAMES PLAYED

Rk	Player	Games (Starts)
1.	David Akers (K) (1999-2010)	19 (0)
2.	Brian Dawkins (S) (1996-2008)	18 (18)
3t.	Jon Runyan (T) (2000-08)	17 (17)
	Tra Thomas (T) (1998-2008)	17 (17)
5t.	**Jake Elliott (K) (2017-)**	**16 (16)**
	Donovan McNabb (QB) (1999-2009)	16 (16)
7.	**Lane Johnson (T) (2013-)**	**15 (15)**
8t.	**Dallas Goedert (TE) (2018-)**	**13 (11)**
	Brandon Graham (DE) (2010-25)	13 (6)
	Sheldon Brown (CB) (2002-09)	13 (10)
	Koy Detmer (QB) (1998-2006)	13 (0)
12t.	Fletcher Cox (DT) (2012-23)	12 (12)
	Jason Kelce (C) (2011-23)	12 (12)
	Quintin Mikell (S) (2003-10)	12 (5)
	Mike Bartrum (LS/TE) (2000-06)	12 (0)
	Todd Pinkston (WR) (2000-04)	12 (10)
	Corey Simon (DT) (2000-04)	12 (12)
	Bobby Taylor (CB) (1995-2003)	12 (12)
	Darwin Walker (DT) (2001-06)	12 (9)

SCORING

MOST POINTS, Career

134	David Akers (19 games)
121	**Jake Elliott (16 games)**
60	**Jalen Hurts (10 games)**
36	**Dallas Goedert (13 games)**
36	Brian Westbrook (11 games)
36	Harold Carmichael (7 games)
36	Tony Franklin (6 games)
36	Wilbert Montgomery (7 games)

MOST POINTS, Game

20	**Jalen Hurts (2/12/23 vs. Chiefs) SB57**
18	**Saquon Barkley (1/26/25 vs. Commanders) NFC-C**
18	**Jalen Hurts (1/26/25 vs. Commanders) NFC-C**
16	**2x, last: Jake Elliott (2/9/25 vs. Chiefs) SB59**
15	David Akers (1/19/02 at Bears) NFC-D
14	David Akers (1/4/09 at Vikings) NFC-WC
12	**13x, last: Dallas Goedert (1/11/26 vs. 49ers) NFC-WC**

MOST TOUCHDOWNS, Career

10	**Jalen Hurts (10 games)**
6	**Dallas Goedert (13 games)**
6	Brian Westbrook (11 games)
6	Harold Carmichael (7 games)
6	Wilbert Montgomery (7 games)
5	Duce Staley (7 games)
4	Donovan McNabb (16 games)
3	**Saquon Barkley (5 games)**, A.J. Brown (8 games), LeGarrette Blount (3 games), Brent Celek (9 games), Alshon Jeffery (5 games), Chad Lewis (11 games), Fred Barnett (5 games), Steve Van Buren (4 games)

MOST TOUCHDOWNS, Game

3	**3x, last: Saquon Barkley & Jalen Hurts (1/26/25 vs. Commanders) NFC-C**
2	**13x, last: Dallas Goedert (1/11/26 vs. 49ers) NFC-WC**

MOST POINTS AFTER TOUCHDOWN, Career

41	David Akers (19 games)
37	**Jake Elliott (16 games)**

MOST POINTS AFTER TOUCHDOWN, Game

7	**2x, last: Jake Elliott (1/26/25 vs. Commanders) NFC-C**
5	**2x, last: Jake Elliott (1/21/23 vs. Giants) NFC-D**
4	**5x, last: Jake Elliott (2/9/25 vs. Chiefs) SB59**

MOST FIELD GOALS, Career

31	David Akers (19 games)
28	**Jake Elliott (16 games)**
7	Tony Franklin (6 games)
5	Roger Ruzek (4 games)

MOST FIELD GOALS, Game

4	**Jake Elliott (2/9/25 vs. Chiefs) SB59**
4	David Akers (1/4/09 at Vikings) NFC-WC
4	David Akers (1/19/02 at Bears) NFC-D
4	Luis Zendejas (12/31/88 at Bears) NFC-D
3	**Jake Elliott (1/19/25 vs. Rams) NFC-D**
3	**Jake Elliott (1/12/25 vs. Packers) NFC-WC**
3	**Jake Elliott (1/5/20 vs. Seahawks) NFC-WC**
3	**Jake Elliott (2/4/18 vs. Patriots) SB52**
3	**Jake Elliott (1/13/18 vs. Falcons) NFC-D**
3	David Akers (1/11/09 at Giants) NFC-D
3	David Akers (1/7/07 vs. Giants) NFC-WC
3	Gary Anderson (12/30/95 vs. Lions) NFC-WC

LONGEST FIELD GOALS

53	**Jake Elliott (1/13/18 vs. Falcons) NFC-D**
51	David Akers (1/4/09 at Vikings) NFC-WC
50	**Jake Elliott (2/9/25 vs. Chiefs) SB59**
48	**2x: Jake Elliott (2/9/25 vs. Chiefs) SB59**
48	David Akers (1/7/07 vs. Giants) NFC-WC
47	**Jake Elliott (1/15/24 at Buccaneers) NFC-WC**
46	**Jake Elliott (1/5/20 vs. Seahawks) NFC-WC**
46	**Jake Elliott (2/4/18 vs. Patriots) SB52**
46	David Akers (1/27/02 at Rams) NFC-C
46	David Akers (1/19/02 at Bears) NFC-D
45	David Akers (1/18/09 at Cardinals) NFC-C
45	David Akers (1/4/09 at Vikings) NFC-WC

PASSING

MOST PASSES ATTEMPTED, Career

577	Donovan McNabb (16 games)
291	**Jalen Hurts (10 games)**
226	Ron Jaworski (7 games)
214	Randall Cunningham (7 games)

MOST PASSES ATTEMPTED, Game

54	Randall Cunningham (12/31/88 at Bears) NFC-D
51	Donovan McNabb (2/6/05 vs. Patriots) SB39
49	Donovan McNabb (1/19/03 vs. Buccaneers) NFC-C
47	Donovan McNabb (1/18/09 at Cardinals) NFC-C

MOST PASSES COMPLETED, Career

341	Donovan McNabb (16 games)
191	**Jalen Hurts (10 games)**
143	Nick Foles (6 games)
113	Randall Cunningham (7 games)
103	Ron Jaworski (7 games)

MOST PASSES COMPLETED, Game

30	Donovan McNabb (2/6/05 vs. Patriots) SB39
28	Nick Foles (2/4/18 vs. Patriots) SB52
28	Donovan McNabb (1/18/09 at Cardinals) NFC-C
27	**Jalen Hurts (2/12/23 vs. Chiefs) SB57**
27	Randall Cunningham (12/31/88 at Bears) NFC-D
27	Tommy Thompson (12/28/47 at Chicago Cardinals) NFL-C

MOST YARDS GAINED, Career

3,752	Donovan McNabb (16 games)
1,981	**Jalen Hurts (10 games)**
1,633	Nick Foles (6 games)
1,390	Randall Cunningham (7 games)

MOST YARDS GAINED, Game

407 Randall Cunningham (12/31/88 at Bears) NFC-D
375 Donovan McNabb (1/18/09 at Cardinals) NFC-C
373 Nick Foles (2/4/18 vs. Patriots) SB52
357 Donovan McNabb (2/6/05 vs. Patriots) SB39
352 Nick Foles (1/21/18 vs. Vikings) NFC-C

MOST TOUCHDOWN PASSES, Career

24 Donovan McNabb (16 games)
11 Jalen Hurts (10 games)
11 Nick Foles (6 games)
9 Ron Jaworski (7 games)
4 Tommy Thompson (4 games)

MOST TOUCHDOWN PASSES, Game

3 Nick Foles (2/4/18 vs. Patriots) SB52
3 Nick Foles (1/21/18 vs. Vikings) NFC-C
3 Donovan McNabb (1/18/09 at Cardinals) NFC-C
3 Donovan McNabb (2/6/05 vs. Patriots) SB39
3 Rodney Peete (12/30/95 vs. Lions) NFC-WC
3 Ron Jaworski (12/23/79 vs. Bears) NFC-WC

LONGEST PASS PLAY

76t Michael Vick to Jeremy Maclin (1/9/10 at Cowboys) NFC-WC
75t Jeff Garcia to Donté Stallworth (1/13/07 at Saints) NFC-D
71t Donovan McNabb to Brian Westbrook (1/4/09 at Vikings) NFC-WC
66 Randall Cunningham to Keith Jackson (1/5/91 vs. Washington) NFC-WC
65 Randall Cunningham to Keith Jackson (12/31/88 at Bears) NFC-D

RUSHING

MOST ATTEMPTS, Career

141 Wilbert Montgomery (7 games)
129 Brian Westbrook (11 games)
117 Saquon Barkley (5 games)
93 Duce Staley (7 games)
93 Steve Van Buren (4 games)

MOST ATTEMPTS, Game

31 Steve Van Buren (12/18/49 at LA Rams) NFL-C
26 6x, last: Saquon Barkley (1/11/26 vs. 49ers) NFC-WC
25 2x, last: Saquon Barkley (2/9/25 vs. Chiefs) SB59
22 Chris Warren (12/31/00 vs. Buccaneers) NFC-WC

LONGEST RUN FROM SCRIMMAGE

78t Saquon Barkley (1/19/25 vs. Rams) NFC-D
62t Brian Westbrook (1/13/07 at Saints) NFC-D
60t Saquon Barkley (1/26/25 vs. Commanders) NFC-C
55 Wilbert Montgomery (1/11/81 vs. Cowboys) NFC-C
49t Brian Westbrook (1/7/07 vs. Giants) NFC-WC
49 Steve Van Buren (12/18/49 at LA Rams) NFL-C

MOST YARDS GAINED, Career

605 Saquon Barkley (5 games)
591 Brian Westbrook (11 games)
518 Wilbert Montgomery (7 games)
422 Donovan McNabb (16 games)
384 Duce Staley (7 games)

MOST YARDS GAINED, Game (includes all 100-yard performances)

205 Saquon Barkley (1/19/25 vs. Rams) NFC-D
196 Steve Van Buren (12/18/49 at LA Rams) NFL-C
194 Wilbert Montgomery (1/11/81 vs. Cowboys) NFC-C
141 Brian Westbrook (1/7/07 vs. Giants) NFC-WC
119 Saquon Barkley (1/12/25 vs. Packers) NFC-WC
118 Saquon Barkley (1/26/25 vs. Commanders) NFC-C
112 Kenneth Gainwell (1/21/23 vs. Giants) NFC-D
116 Brian Westbrook (1/13/07 at Saints) NFC-D
107 Donovan McNabb (1/11/04 vs. Packers) NFC-D
106 Saquon Barkley (1/11/26 vs. 49ers) NFC-WC
105 Heath Sherman (1/3/93 at Saints) NFC-WC

MOST TOUCHDOWNS RUSHING, Career

10 Jalen Hurts (10 games)
6 Wilbert Montgomery (7 games)
5 Saquon Barkley (5 games)
4 Donovan McNabb (16 games)
3 Boston Scott (8 games)
3 LeGarrette Blount (3 games)
3 Brian Westbrook (11 games)
2 Miles Sanders (4 games)
2 Steve Van Buren (4 games)
2 Duce Staley (7 games)

MOST TOUCHDOWNS, Game

3 3x, last: Saquon Barkley & Jalen Hurts (1/26/25 vs. Commanders) NFC-C
2 Saquon Barkley (1/19/25 vs. Rams) NFC-D
2 Miles Sanders (1/29/23 vs. 49ers) NFC-C
2 Brian Westbrook (1/13/07 at Saints) NFC-D
2 Wilbert Montgomery (12/27/81 vs. Giants) NFC-WC
2 Wilbert Montgomery (1/3/81 vs. Vikings) NFC-D

RECEIVING

MOST RECEPTIONS, Career

56 Dallas Goedert (13 games)
51 DeVonta Smith (10 games)
38 Chad Lewis (11 games)
35 Duce Staley (7 games)
33 Zach Ertz (7 games)
33 Brian Westbrook (11 games)
32 Todd Pinkston (12 games)

MOST RECEPTIONS, Game

10 Brent Celek (1/18/09 at Cardinals) NFC-C
9 Nelson Agholor (2/4/18 vs. Patriots) SB52
9 Terrell Owens (2/6/05 vs. Patriots) SB39
9 Keith Byars (12/31/89 vs. LA Rams) NFC-WC and (12/31/88 at Bears) NFC-D
8 DeVonta Smith (1/11/26 vs. 49ers) NFC-WC
8 DeVonta Smith (1/15/24 at Buccaneers) NFC-WC
8 Zach Ertz (1/21/18 vs. Vikings) NFC-C
8 Duce Staley (1/27/02 at Rams) NFC-C
8 Fred Barnett (12/30/95 vs. Lions) NFC-WC
8 Jack Ferrante (12/28/47 at Chicago Cardinals) NFL-C

MOST YARDS GAINED, Career

665 DeVonta Smith (10 games)
595 Dallas Goedert (13 games)
465 Harold Carmichael (7 games)
433 Todd Pinkston (12 games)
409 Chad Lewis (11 games)
364 Alshon Jeffery (5 games)
360 Zach Ertz (7 games)
334 Brian Westbrook (11 games)

MOST YARDS GAINED, Game (includes all 100-yard performances)

148 DeVonta Smith (1/15/24 at Buccaneers) NFC-WC
146 Jeremy Maclin (1/9/10 at Cowboys) NFC WC
142 Keith Jackson (12/31/88 at Bears) NFC-D
122 Kevin Curtis (1/18/09 at Cardinals) NFC-C
122 Terrell Owens (2/6/05 vs. Patriots) SB39
116 Keith Jackson (1/5/91 vs. Washington) NFC-WC
111 Harold Carmichael (12/23/79 vs. Bears) NFC-WC
100 DeVonta Smith (2/12/23 vs. Chiefs) SB57
100 Corey Clement (2/4/18 vs. Patriots) SB52

MOST TOUCHDOWNS, Career

6 Harold Carmichael (7 games)
5 Dallas Goedert (13 games)
3 A.J. Brown (8 games)
3 Alshon Jeffery (5 games)
3 Brent Celek (9 games)
3 Brian Westbrook (11 games)
3 Fred Barnett (5 games)
3 Chad Lewis (11 games)
3 Duce Staley (7 games)

MOST TOUCHDOWNS, Game

2 Alshon Jeffery (1/21/18 vs. Vikings) NFC-C
2 Brent Celek (1/18/09 at Cardinals) NFC-C
2 Chad Lewis (1/23/05 vs. Falcons) NFC-C
2 Fred Barnett (1/3/93 at Saints) NFC-WC
2 Harold Carmichael (12/23/79 vs. Bears) NFC-WC

INTERCEPTIONS

MOST INTERCEPTIONS, Career

5 Herman Edwards (7 games)
4 Quinyon Mitchell (5 games)
4 Brian Dawkins (18 games)
3 Damon Moore (5 games), Eric Allen (5 games), Seth Joyner (5 games), Roynell Young (5 games)

MOST INTERCEPTIONS, Game

2 Quinyon Mitchell (1/11/26 vs. 49ers) NFC-WC
2 Damon Moore (1/12/02 vs. Buccaneers) NFC-WC
2 Eric Allen (1/3/93 at Saints) NFC-WC
2 Herman Edwards (1/3/81 vs. Vikings) NFC-D
2 Roynell Young (1/3/81 vs. Vikings) NFC-D

LONGEST INTERCEPTION RETURN

59t Damon Moore (1/12/02 vs. Buccaneers) NFC-WC
50t Patrick Robinson (1/21/18 vs. Vikings) NFC-C
44t Asante Samuel (1/4/09 at Vikings) NFC-WC
39t Bobby Taylor (1/11/03 vs. Falcons) NFC-D
38 Cooper DeJean (2/9/25 vs. Chiefs) SB59
37 Jerry Robinson (12/29/79 at Buccaneers) NFC-D

MOST INTERCEPTION RETURN YARDS, Career

77 Damon Moore (5 games)
75 Brian Dawkins (18 games)
69 Asante Samuel (5 games)

MOST INTERCEPTION RETURN YARDS, Game

59 Damon Moore (1/12/02 vs. Buccaneers) NFC-WC
50 Patrick Robinson (1/21/18 vs. Vikings) NFC-C
44 Asante Samuel (1/4/09 at Vikings) NFC-WC
38 Cooper DeJean (2/9/25 vs. Chiefs) SB59
39 Bobby Taylor (1/11/03 vs. Falcons) NFC-D

SACKS

MOST SACKS, Career

5.5 Brandon Graham (12 games)
5.0 Josh Sweat (9 games)
4.5 Nolan Smith (6 games)
4.0 Derrick Burgess (6 games)
4.0 Hugh Douglas (10 games)
4.0 Reggie White (5 games)

MOST SACKS, Game

2.5 Josh Sweat (2/9/25 vs. Chiefs) SB59
2.0 Milton Williams (2/9/25 vs. Chiefs) SB59
2.0 Jalen Carter (1/19/25 vs. Rams) NFC-D
2.0 Nolan Smith (1/12/25 vs. Packers) NFC-WC
2.0 Haason Reddick (1/29/23 vs. 49ers) NFC-C
2.0 Darwin Walker (1/13/07 at Saints) NFC-D
2.0 Derrick Burgess (1/23/05 vs. Falcons) NFC-C
2.0 Hugh Douglas (12/31/00 vs. Buccaneers) NFC-WC

KICKOFF RETURNS

MOST KICKOFF RETURNS, Career

22 Brian Mitchell (7 games)
11 Billy Campfield (7 games)

MOST KICKOFF RETURNS, Game

6 Brian Mitchell (1/27/02 at StL Rams) NFC-C
5 7x, last: Brad Smith (1/4/14 vs. Saints) NFC-WC

MOST YARDS, Career

522 Brian Mitchell (7 games)
201 Billy Campfield (7 games)

MOST YARDS, Game

128 Brian Mitchell (1/27/02 at StL Rams) NFC-C
125 3x, last: James Thrash (1/11/04 vs. Packers) NFC-D

LONGEST KICKOFF RETURN

70 Brian Mitchell (1/19/03 vs. Buccaneers) NFC-C
58 Ted Dean (12/26/60 vs. Packers) NFL-C

PUNT RETURNS

MOST PUNT RETURNS, Career

16 Brian Mitchell (7 games)
13 John Sciarra (7 games)

MOST PUNT RETURNS, Game

6 John Sciarra (1/11/81 vs. Cowboys) NFC-C
5 2x, last: Jalen Reagor (1/16/22 at Buccaneers) NFC-WC
4 7x, last: Reno Mahe (1/11/04 vs. Packers) NFC-D

MOST YARDS ON PUNT RETURNS, Career

174 DeSean Jackson (6 games)
135 Brian Mitchell (7 games)
130 John Sciarra (7 games)

MOST YARDS ON PUNT RETURNS, Game

109 DeSean Jackson (1/4/09 at Vikings) NFC-WC
101 Bosh Pritchard (12/21/47 at Steelers) NFL-D
69 John Sciarra (1/11/81 vs. Cowboys) NFC-C

LONGEST PUNT RETURN

79t Bosh Pritchard (12/21/47 at Steelers) NFL-D
62 DeSean Jackson (1/4/09 at Vikings) NFC-WC
34 Wally Henry (12/23/79 vs. Bears) NFC-WC

SCORING

MOST POINTS, Game

58	vs. Lions (12/30/95) NFC-WC
55	vs. Commanders (1/26/25) NFC-C
41	vs. Patriots (2/4/18) SB52
40	vs. Chiefs (2/9/25) SB59
38	vs. Giants (1/21/23) NFC-D
38	vs. Vikings (1/21/18) NFC-C

MOST POINTS, BOTH TEAMS, Game

95	vs. Lions (12/30/95) NFC-WC; Eagles 58, Lions 37
78	vs. Commanders (1/26/25) NFC-C; Eagles 55, Commanders 23
74	vs. Patriots (2/4/18) SB52; Eagles 41, Patriots 33
73	vs. Chiefs (2/12/23) SB57; Eagles 35, Chiefs 38
62	vs. Chiefs (2/9/25) SB59; Eagles 40, Chiefs 22

FEWEST POINTS, BOTH TEAMS, Game

7	vs. Chicago Cardinals (12/19/48) NFL-C; Eagles 7, Cardinals 0
14	at 49ers (12/29/96) NFC-WC; 49ers 14, Eagles 0
14	at LA Rams (12/18/49) NFL-C; Eagles 14, Rams 0

LARGEST MARGIN OF VICTORY, Game

32	vs. Commanders (1/26/25) NFC-C; Eagles 55, Commanders 23
31	2x, last: vs. Giants (1/21/23) NFC-D; Eagles 38, Giants 7
24	vs. 49ers (1/29/23) NFC-C; Eagles 31, 49ers 7
22	vs. Buccaneers (1/12/02) NFC-WC; Eagles 31, Buccaneers 9
21	2x, last: vs. Lions (12/30/95) NFC-WC; Eagles 58, Lions 37

TOUCHDOWNS

MOST TOUCHDOWNS, Game

8	vs. Commanders (1/26/25) NFC-C
7	vs. Lions (12/30/95) NFC-WC
5	vs. Giants (1/21/23) NFC-D
5	vs. Patriots (2/4/18) SB52
5	vs. Vikings (1/21/18) NFC-C

MOST TOUCHDOWNS, BOTH TEAMS, Game

12	vs. Lions (12/30/95) NFC-WC; Eagles 7, Lions 5
10	vs. Commanders (1/26/25) NFC-C; Eagles 8, Commanders 2
9	vs. Patriots (2/4/18) SB52; Eagles 5, Patriots 4
8	vs. Chiefs (2/12/23) SB57; Eagles 4, Chiefs 4
7	3x, last: at Cardinals (1/18/09) NFC-C; Cardinals 4, Eagles 3

FEWEST TOUCHDOWNS, BOTH TEAMS, Game

1	vs. Chicago Cardinals (12/19/48) NFL-C; Eagles 1, Cardinals 0
2	9x, last: vs. Seahawks (1/5/20) NFC-WC; Eagles 0, Seahawks 2

FIELD GOALS

MOST FIELD GOALS, Game

4	vs. Chiefs (2/9/25) SB59
4	at Vikings (1/4/09) NFC-WC
4	at Bears (1/19/02) NFC-D
4	at Bears (12/31/88) NFC-D

MOST FIELD GOALS, BOTH TEAMS, Game

6	at Giants (1/11/09) NFC-D
6	at Bears (12/31/88) NFC-D; Eagles 4, Bears 2
5	vs. Rams (1/19/25) NFC-D; Eagles 3, Rams 2
5	vs. Patriots (2/4/18) SB52; Eagles 3, Patriots 2
5	vs. Saints (1/4/14) NFC-WC; Eagles 1, Saints 4
5	vs. Giants (1/7/07) NFC-WC; Eagles 3, Giants 2
5	at Bears (1/19/02) NFC-D; Eagles 4, Bears 1

MOST FIELD GOALS ATTEMPTED, Game

5	at Bears (12/31/88) NFC-D
4	vs. Chiefs (2/9/25) SB59
4	at Vikings (1/4/09) NFC-WC
4	at Bears (1/19/02) NFC-D
4	vs. Lions (12/30/95) NFC-WC

MOST FGS ATTEMPTED, BOTH TEAMS, Game

9	at Bears (12/31/88) NFC-D; Eagles 5, Bears 4
8	at Giants (1/11/09) NFC-D; Eagles 3, Giants 5
6	vs. Patriots (2/4/18) SB52; Eagles 3, Patriots 3
6	vs. Saints (1/4/14) NFC-WC; Eagles 2, Saints 4
6	vs. Falcons (1/11/03) NFC-D; Eagles 3, Falcons 3

TOTAL NET YARDS

MOST YARDS GAINED, Game

538	vs. Patriots (2/4/18) SB52
459	vs. Commanders (1/26/25) NFC-C
456	vs. Vikings (1/21/18) NFC-C
454	at Cardinals (1/18/09) NFC-C
452	vs. Lions (12/30/95) NFC-WC

FEWEST YARDS GAINED, Game

178	at Cowboys (1/10/93) NFC-D
186	at Giants (1/7/01) NFC-D

PASSING

MOST ATTEMPTS, Game

55	at Bears (12/31/88) NFC-D
51	vs. Patriots (2/6/05) SB39

FEWEST ATTEMPTS, Game

9	at LA Rams (12/18/49) NFL-C
12	vs. Chicago Cardinals (12/19/48) NFL-C

MOST COMPLETIONS, Game

30	vs. Patriots (2/6/05) SB39
29	vs. Patriots (2/4/18) SB52
28	at Cardinals (1/18/09) NFC-C
27	vs. Chiefs (2/12/23) SB57
27	at Bears (12/31/88) NFC-C
27	at Chicago Cardinals (12/28/47) NFL-C

FEWEST COMPLETIONS, Game

2	vs. Chicago Cardinals (12/19/48) NFL-C
5	at LA Rams (12/18/49) NFL-C

MOST YARDS GAINED, Game

378	at Bears (12/31/88) NFC-D
374	vs. Patriots (2/4/18) SB52
357	at Cardinals (1/18/09) NFC-C

FEWEST YARDS GAINED, Game

7	vs. Chicago Cardinals (12/19/48) NFL-C
68	at LA Rams (12/18/49) NFL-C

MOST TIMES SACKED, Game

8	vs. Packers (1/11/04) NFC-D
7	vs. Rams (1/19/25) NFC-D
7	vs. Seahawks (1/5/20) NFC-WC

MOST TOUCHDOWNS, Game

4	vs. Patriots (2/4/18) SB52
3	vs. Vikings (1/21/18) NFC-C
3	at Cardinals (1/18/09) NFC-C
3	vs. Patriots (2/6/05) SB39
3	vs. Lions (12/30/95) NFC-WC
3	vs. Bears (12/23/79) NFC-WC

RUSHING

MOST ATTEMPTS, Game

61	at LA Rams (12/18/49) NFL-C
57	vs. Chicago Cardinals (12/19/48) NFL-C
52	at Steelers (12/21/47) NFL-D

FEWEST ATTEMPTS, Game
- 13 at Cowboys (1/9/10) NFC-WC
- 14 at Giants (1/7/01) NFC-D
- 15 at Buccaneers (1/15/24) NFC-WC
- 16 at Bears (12/31/88) NFC-D
- 16 at Saints (1/13/19) NFC-D

MOST YARDS GAINED, Game
- 285 vs. Rams (1/19/25) NFC-D
- 274 at LA Rams (12/18/49) NFL-C
- 268 vs. Giants (1/21/23) NFC-D
- 263 vs. Cowboys (1/11/81) NFC-C
- 229 vs. Commanders (1/26/25) NFC-C

FEWEST YARDS GAINED, Game
- 42 at Buccaneers (1/15/24) NFC-WC
- 42 at Bears (1/6/19) NFC-WC
- 45 vs. Patriots (2/6/05) SB39

MOST TOUCHDOWNS, Game
- 7 vs. Commanders (1/26/25) NFC-C
- 4 vs. 49ers (1/29/23) NFC-C
- 3 vs. Rams (1/19/25) NFC-D
- 3 vs. Chiefs (2/12/23) SB57
- 3 vs. Giants (1/21/23) NFC-D
- 3 vs. Vikings (1/3/81) NFC-D

FIRST DOWNS

MOST FIRST DOWNS, Game
- 28 vs. Commanders (1/26/25) NFC-C
- 27 vs. Vikings (1/21/18) NFC-C
- 26 vs. Giants (1/21/23) NFC-D
- 25 vs. Chiefs (2/12/23) SB57
- 25 vs. 49ers (1/29/23) NFC-C
- 25 vs. Patriots (2/4/18) SB52
- 24 vs. Patriots (2/6/05) SB39
- 24 vs. Vikings (1/3/81) NFL-D

FEWEST FIRST DOWNS, Game
- 11 at Giants (1/7/01) NFC-D
- 12 at Cowboys (1/10/93) NFC-D

MOST FIRST DOWNS, BOTH TEAMS, Game
- 54 vs. Patriots (2/4/18) SB52; Patriots 29, Eagles 25
- 50 vs. Commanders (1/26/25) NFC-C; Eagles 28, Commanders 22
- 49 vs. Vikings (1/21/18) NFC-C; Eagles 27, Vikings 22
- 48 vs. Lions (12/30/95) NFC-WC; Lions 26, Eagles 22
- 46 vs. Chiefs (2/12/23) SB57; Eagles 25, Chiefs 21

FEWEST FIRST DOWNS, BOTH TEAMS, Game
- 24 3x, last: at LA Rams (12/18/49) NFL-C; Eagles 17, Rams 7

MOST FIRST DOWNS, RUSHING, Game
- 17 vs. Giants (1/21/23) NFC-D
- 16 vs. Chicago Cardinals (12/19/48) NFL-C
- 13 2x, last: vs. Commanders (1/26/25) NFC-C

FEWEST FIRST DOWNS, RUSHING, Game
- 0 at Cowboys (1/9/10) NFC-WC
- 1 at Bears (12/31/88) NFC-D
- 2 3x, last: at Saints (1/13/19) NFC-D

MOST FIRST DOWNS, PASSING, Game
- 21 at Bears (12/31/88) NFC-D
- 19 vs. Patriots (2/4/18) SB52
- 19 vs. Vikings (1/21/18) NFC-C
- 18 vs. Patriots (2/6/05) SB39

FEWEST FIRST DOWNS, PASSING, Game
- 0 vs. Chicago Cardinals (12/19/48) NFL-C
- 4 at LA Rams (12/18/49) NFL-C

PENALTIES

MOST PENALTIES, Game
- 9 at Cowboys (1/9/10) NFC-WC
- 8 4x, last: vs. Chiefs (2/9/25) SB59

FEWEST PENALTIES, Game
- 0 vs. Packers (12/26/60) NFL-C
- 2 at StL Rams (1/27/02) NFC-C
- 2 vs. Buccaneers (12/31/00) NFC-WC

MOST YARDS PENALIZED, Game
- 116 at Cowboys (1/9/10) NFC-WC
- 80 vs. Lions (12/30/95) NFC-WC
- 77 vs. Giants (1/7/07) NFC-WC
- 76 at Cowboys (1/10/93) NFC-D

FEWEST YARDS PENALIZED, Game
- 0 vs. Packers (12/26/60) NFL-C
- 14 vs. Rams (1/19/25) NFC-D
- 15 at StL Rams (1/27/02) NFC-C

INTERCEPTIONS

MOST INTERCEPTIONS BY, Game
- 6 vs. Lions (12/30/95) NFC-WC
- 5 vs. Vikings (1/3/81) NFC-D
- 4 vs. Buccaneers (1/12/02) NFC-WC

FUMBLES

MOST FUMBLES, Game
- 6 vs. LA Rams (12/31/89) NFC-WC
- 5 vs. Giants (12/27/81) NFC-WC

MOST FUMBLES LOST, Game
- 3 at Cowboys (1/9/10) NFC-WC
- 2 12x, last: vs. Falcons (1/13/18) NFC-D

MOST FUMBLES COMMITTED BY OPPONENT, Game
- 5 vs. Cowboys (1/11/81) NFC-C
- 4 vs. Packers (1/9/11) NFC-WC
- 3 9x, last: vs. Commanders (1/26/25) NFC-C

MOST FUMBLES LOST BY OPPONENT
- 3 6x, last: vs. Commanders (1/26/25) NFC-C

TURNOVERS

MOST TURNOVERS, Game
- 4 4x, last at Dallas (1/9/10) NFC-WC

FEWEST TURNOVERS, Game
- 0 13x, last: vs. 49ers (1/11/26) NFC-WC

PUNTING

MOST PUNTS, Game
- 9 2x, last: vs. LA Rams (12/31/89) NFC-WC

FEWEST PUNTS, Game
- 1 vs. Patriots (2/4/18) SB52
- 1 at Cardinals (1/18/09) NFC-C
- 2 3x, last: vs. Chiefs (2/9/25) SB59
- 3 5x, last: vs. Giants (1/21/23) NFC-D

HIGHEST AVERAGE, PUNTING, Game
- 58.0 at Cardinals (1/18/09) NFC-C
- 52.0 vs. 49ers (1/11/26) NFC-WC
- 51.2 at Saints (1/3/93) NFC-WC
- 50.6 at Cowboys (1/9/10) NFC-WC
- 49.8 vs. Rams (1/19/25) NFC-D
- 48.8 vs. Saints (1/4/14) NFC-WC

LOWEST AVERAGE, PUNTING, Game
- 32.5 at Bears (12/31/88) NFC-D

TEAM (EAGLES)

WON IN OVERTIME	11/26/23 - vs. Buf., 37-34
WON BY SCORING IN LAST TWO MINUTES OF REGULATION	9/22/24 - at NO, 15-12 (winning TD at 1:05)
TIED GAME BY SCORING IN LAST TWO MINUTES	11/26/23 - vs. Buf., 37-34 (tied score at 0:20 with FG)
WON IN PRIMETIME	12/20/25 - at Was. (Saturday), 29-18
SHUTOUT	12/14/25 - vs. LV, 31-0
WON BY 20+ POINTS	12/14/25 - vs. LV, 31-0
WON AFTER TRAILING BY 20+ POINTS	12/19/10 - at NYG, 38-31 (NYG ahead 31-10 in 4th Q)
HELD 28+ POINT LEAD	12/14/25 - vs. LV, 31-0
HELD 21+ POINT LEAD	12/14/25 - vs. LV, 31-0
HELD 17+ POINT LEAD	12/20/25 - at Was., 29-18
SCORED 20+ POINTS IN QUARTER	1/26/25 - vs. Was. (NFC-C), 55-23 (21, 4th Q)
SCORED 20+ POINTS IN HALF	10/4/26 - vs. LAR, 20-24 (20, 1st Half)
HELD OPPONENT WITHOUT A TOUCHDOWN	12/14/25 - vs. LV, 31-0
TOUCHDOWNS SCORED BY OFFENSE & DEFENSE	10/19/25 - at Min., 28-22 (3 offense, 1 defense)
TOUCHDOWNS SCORED BY OFFENSE, DEFENSE & SPECIAL TEAMS	12/6/15 - at NE, 35-28 (2 offense, 1 defense, 2 ST)
NO TURNOVERS	10/18/26 - vs. Car., 14-25
TOUCHDOWN SCORED ON FIRST DRIVE	10/26/26 - vs. Dal., 21-38
SUCCESSFUL 2-POINT CONVERSION ATTEMPT	11/8/26 - Joe Milton rush up the middle vs. NYG
FAILED 2-POINT CONVERSION ATTEMPT	11/28/25 - Jalen Hurts passing attempt to Saquon Barkley is incomplete vs. Chi.

TOTAL OFFENSE (EAGLES)

500+ TOTAL NET YARDS OF OFFENSE	11/27/22 - vs. GB (500; 363 rushing, 137 passing)
400+ TOTAL NET YARDS OF OFFENSE	10/26/25 - vs. NYG (427; 276 rushing, 151 passing)

PASSING (EAGLES)

400+ NET YARDS PASSING BY TEAM	12/23/18 - vs. Hou. (462)
300+ NET YARDS PASSING BY TEAM	10/19/25 - at Min. (316)
INDIVIDUAL WITH 50+ PASS ATTEMPTS	12/9/19 - Carson Wentz (50-33-325-0-2TDs) vs. NYG
INDIVIDUAL WITH 40+ PASS ATTEMPTS	10/18/26 - Tanner McKee (45-26-215-0-1TD) vs. Car.
INDIVIDUAL WITH 30+ PASS COMPLETIONS	10/3/21 - Jalen Hurts (48-32-387-0-2TDs) vs. KC
INDIVIDUAL WITH 25+ PASS COMPLETIONS	10/18/26 - Tanner McKee (45-26-215-0-1TD) vs. Car.
INDIVIDUAL 300+ YARD PASSING GAME	10/19/25 - Jalen Hurts (23-19-326-0-3TDs) at Min.
CONSECUTIVE 300+ YARD PASSING GAMES	10/1/23-10/8/23 - Jalen Hurts (37-25-319-0-2TDs) vs. Was. & (38-25-303-1-1TD) at LAR
INDIVIDUAL WITH 4+ TOUCHDOWN PASSES	10/26/25 - Jalen Hurts (20-15-179-0-4TDs) vs. NYG
INDIVIDUAL WITH 3+ TOUCHDOWN PASSES	9/13/26 - Jalen Hurts (25-14-203-0-3TDs) vs. Was.
NO SACKS ALLOWED	11/28/25 - vs. Chi. (34 attempts - Jalen Hurts)

RUSHING (EAGLES)

300+ NET YARDS RUSHING BY TEAM	11/24/24 - at LAR (314)
200+ NET YARDS RUSHING BY TEAM	12/20/25 - at Was. (207)
INDIVIDUAL 200+ YARD RUSHING GAME	1/19/25 - Saquon Barkley (26-205-2TDs) vs. LAR (NFC-D)
INDIVIDUAL 150+ YARD RUSHING GAME	10/26/25 - Saquon Barkley (14-150-1TD) vs. NYG
INDIVIDUAL 100+ YARD RUSHING GAME	1/11/26 - Saquon Barkley (26-106-0TD) vs. SF
TWO 100+ YARD RUSHERS IN SAME GAME	10/26/25 - Saquon Barkley (14-150-1TD) & Tank Bigsby (9-104-0TD) vs. NYG
CONSECUTIVE 100+ YARD RUSHING GAMES	1/12/25-1/26/25 - Saquon Barkley (25-119-0TD) vs. GB (NFC-WC), (26-205-2TDs) vs. LAR (NFC-D), & (15-118-3TDs) vs. Was. (NFC-C)
COMBINED 200+ YARDS RUSHING BY TWO PLAYERS	10/26/25 - 254 by Saquon Barkley (14-150-1TD) & Tank Bigsby (9-104-0TD) vs. NYG
INDIVIDUAL WITH 30+ CARRIES	12/29/24 - Saquon Barkley (31-167-0TD) vs. Dal.
INDIVIDUAL WITH 25+ CARRIES	1/11/26 - Saquon Barkley (26-106-0TD) vs. SF
RUSHING PLAY OF 80+ YARDS	12/13/20 - 82t by Miles Sanders vs. NO
RUSHING PLAY OF 60+ YARDS	10/26/25 - 65t by Saquon Barkley vs. NYG
RUSHING PLAY OF 40+ YARDS	9/13/26 - 42 by Saquon Barkley vs. Was.
INDIVIDUAL WITH 3+ RUSHING TOUCHDOWNS	1/26/25 - Saquon Barkley (15-118-3TDs) & Jalen Hurts (10-16-3TDs) vs. Was. (NFC-C)
INDIVIDUAL WITH 2+ RUSHING TOUCHDOWNS	11/23/25 - Jalen Hurts (7-33-2TDs) at Dal.

RECEIVING (EAGLES)

INDIVIDUAL WITH 10+ RECEPTIONS	9/20/26 - DeVonta Smith (10-117-1TD) at Ten.
INDIVIDUAL WITH 150+ YARD RECEIVING GAME	10/19/25 - DeVonta Smith (9-183-1TD) at Min.
INDIVIDUAL WITH 100+ YARD RECEIVING GAME	9/20/26 - DeVonta Smith (10-117-1TD) at Ten.
TWO-OR-MORE 100+ YARD RECEIVERS IN SAME GAME	10/19/25 - A.J. Brown (4-121-2TDs) & DeVonta Smith (9-183-1TD) at Min.
CONSECUTIVE 100+ YARD RECEIVING GAMES	11/23/25-12/8/25 - A.J. Brown (8-110-1TD) at Dal., A.J. Brown (10-132-2TDs) vs. Chi., & A.J. Brown (6-100-0TD) at LAC

INDIVIDUAL WITH 3+ TD RECEPTIONS	10/30/22 - A.J. Brown (6-156-3TDs) vs. Pit.
INDIVIDUAL WITH 2+ TD RECEPTIONS	10/4/26 - Darius Cooper (3-33-2TDs) vs. LAR
PASS PLAY OF 80+ YARDS	9/19/21 - 91, Jalen Hurts to Quez Watkins vs. SF
PASS PLAY OF 60+ YARDS	10/11/26 - 62t, Jalen Hurts to Darius Cooper at Jax.
PASS PLAY OF 40+ YARDS	10/11/26 - 62t, Jalen Hurts to Darius Cooper at Jax.

NOTABLE OFFENSIVE COMBINATIONS (EAGLES)

LED TEAM IN RUSHING & RECEIVING YARDS IN SAME GAME	12/29/19 - Boston Scott (19-54-3TDs rush, 4-84 rec.) at NYG
100+ YARD RUSHER & 100+ YARD RECEIVER IN SAME GAME	12/8/25 - Saquon Barkley (20-122-1TD rush) & A.J. Brown (6-100-0TD rec.) at LAC
100+ YARD RUSHER, 100+ YARD RECEIVER & 300+ YARD PASSER IN SAME GAME	9/22/24 - Saquon Barkley (17-147-2TDs rush), Dallas Goedert (10-170-0TD rec.) & Jalen Hurts (38-29-311-1-0TD) at NO
INDIVIDUAL WITH 1+ RUSHING TD & 1+ RECEIVING TD IN SAME GAME	1/11/26 - Dallas Goedert (1-1-1TD rush, 4-33-1TD rec.) vs. SF
INDIVIDUAL WITH 1+ PASSING TD & 1+ RUSHING TD IN SAME GAME	11/23/25 - Jalen Hurts (39-27-289-0-1TD passing, 7-33-2TDs rushing) at Dal.
INDIVIDUAL WITH 1+ PASSING TD & 1+ RECEIVING TD IN SAME GAME	2/4/18 - Nick Foles (43-28-373-1-3TDs passing, 1-1-1TD receiving) at NE (SB52)

DEFENSE (EAGLES)

HELD OPPONENT UNDER 200 YARDS TOTAL OFFENSE	12/14/25 - vs. LV (75; 46 rushing, 29 passing)
HELD OPPONENT UNDER 300 YARDS TOTAL OFFENSE	11/22/26 - vs. Pit. (255; 73 rushing, 182 passing)
HELD OPPONENT UNDER 50 YARDS RUSHING	12/14/25 - vs. LV (46)
HELD OPPONENT UNDER 75 YARDS RUSHING	11/22/26 - vs. Pit. (73)
HELD OPPONENT UNDER 100 YARDS RUSHING	11/22/26 - vs. Pit. (73)
HELD OPPONENT UNDER 100 NET YARDS PASSING	12/14/25 - vs. LV (29)
HELD OPPONENT UNDER 150 NET YARDS PASSING	1/4/26 - vs. Was. (131)
INTERCEPTION RETURN FOR TOUCHDOWN	10/19/25 - Jalyx Hunt, 42 yards (QB Carson Wentz) at Min.
INDIVIDUAL WITH 3+ INTERCEPTIONS	10/16/11 - Kurt Coleman (3) at Was. (QB Rex Grossman)
INDIVIDUAL WITH 2+ INTERCEPTIONS	1/11/26 - Quinyon Mitchell (2) vs. SF (QB Brock Purdy)
FUMBLE RECOVERED FOR TOUCHDOWN	12/10/23 - Jalen Carter fumble recovery at DAL 42 (forced by Fletcher Cox) at Dal.
SAFETY SCORED	9/25/23 - Rachaad White up the middle tackled in end zone by Nick Morrow for -1 yards at TB
7.0+ SACKS	12/8/25 - at LAC (7.0)
6.0+ SACKS	11/8/26 - vs. NYG (6.0)
5.0+ SACKS	11/22/26 - vs. Pit. (5.0)
INDIVIDUAL WITH 3.0+ SACKS	10/1/23 - Nick Morrow (3.0 sacks of Sam Howell) vs. Was.
INDIVIDUAL WITH 2.0+ SACKS	11/22/26 - Byron Young (2.0 sacks of Aaron Rodgers) vs. Pit.

SPECIAL TEAMS (EAGLES)

KICKOFF RETURN FOR TOUCHDOWN	10/23/16 - Josh Huff, 98 yards vs. Min.
KICKOFF RETURN FOR TOUCHDOWN TO START GAME	11/23/14 - Josh Huff, 107 yards vs. Ten.
PUNT RETURN FOR TOUCHDOWN	12/6/20 - Jalen Reagor, 73 yards at GB
BLOCKED PUNT RECOVERED FOR TOUCHDOWN	9/28/25 - Sydney Brown returned Riley Dixon's blocked punt (blocked by Cameron Latu) 35 yards at TB
BLOCKED PUNT	9/28/25 - Riley Dixon's punt is blocked by Cameron Latu at TB
BLOCKED PAT	9/13/26 - Drew Stevens PAT attempt is blocked by Jalen Carter vs. Was.
BLOCKED FIELD GOAL	9/21/25 - Joshua Karty 44-yard attempt is blocked by Jordan Davis vs. LAR
BLOCKED FIELD GOAL RETURNED FOR TOUCHDOWN	9/21/25 - Jordan Davis, 61-yard return after blocking a 44-yard attempt by Joshua Karty vs. LAR
INDIVIDUAL WITH 5+ FIELD GOALS	1/8/23 - Jake Elliott (5-5) vs. NYG
INDIVIDUAL WITH 4+ FIELD GOALS	11/22/26 - Jake Elliott (4-4) vs. Pit.
SUCCESSFUL ONSIDE KICK ATTEMPT	9/17/17 - Jake Elliott kick recovered by Trey Burton at KC (4th Q)
FAILED ONSIDE KICK ATTEMPT	11/8/26 - Jake Elliott kick recovered by Malik Nabers vs. NYG (4th Q)
TOUCHDOWN OFF FAKE FIELD GOAL ATTEMPT	12/24/89 - Cris Carter 22-yard pass from Roger Ruzek vs. Pho.
TOUCHDOWN OFF FAKE PUNT	9/29/02 - Brian Dawkins 57 yard pass from Brian Mitchell vs. Hou

TEAM (OPPONENT)

WON IN OVERTIME	12/8/25 - at LAC, 19-22
WON BY SCORING IN LAST TWO MINUTES OF REGULATION	10/11/26 - at Jax., 17-19 (Cam Little 57-yard field goal at 0:01)
TIED GAME BY SCORING IN LAST TWO MINUTES	12/8/25 - at LAC, 19-22 OT (tied game at 0:08)
WON IN PRIMETIME	11/1/26 - at Was. (SNF), 10-27
SHUTOUT	12/31/17 - vs. Dal., 0-6
WON BY 20+ POINTS	9/28/26 - at Chi., 7-27
WON AFTER TRAILING BY 20+ POINTS	11/23/25 - at Dal., 21-24 (PHI ahead 21-0 in 2nd Q)
HELD 28+ POINT LEAD	1/16/22 - at TB (NFC-WC), 15-31
HELD 21+ POINT LEAD	9/29/24 - at TB, 16-33
HELD 17+ POINT LEAD	11/1/26 - at Was., 10-27
SCORED 20+ POINTS IN QUARTER	12/22/24 - at Was., 33-36 (22, 4th Q)
SCORED 20+ POINTS IN HALF	10/26/26 - vs. Dal., 21-38 (20, 1st Half)
HELD OPPONENT WITHOUT A TOUCHDOWN	1/5/20 - vs. Sea. (NFC-WC), 9-17
TOUCHDOWNS SCORED BY OFFENSE & DEFENSE	11/3/24 - vs. Jax., 28-23 (2 offense, 1 defense)
TOUCHDOWNS SCORED BY OFFENSE, DEFENSE & SPECIAL TEAMS	11/16/14 - at GB, 53-20 (4 off., 2 def., 1 ST)
NO TURNOVERS	11/22/26 - vs. Pit., 19-16
TOUCHDOWN SCORED ON FIRST DRIVE	9/28/26 - at Chi., 7-27
SUCCESSFUL 2-POINT CONVERSION ATTEMPT	11/1/26 - Austin Ekeler rush to the left at Was.
FAILED 2-POINT CONVERSION ATTEMPT	10/18/26 - Bryce Young passing attempt to John Metchie III is incomplete vs. Car.

TOTAL OFFENSE (OPPONENT)

500+ TOTAL NET YARDS OF OFFENSE	11/26/23 - vs. Buf. (505; 173 rushing, 332 passing)
400+ TOTAL NET YARDS OF OFFENSE	10/26/26 - vs. Dal. (416; 204 rushing, 212 passing)

PASSING (OPPONENT)

400+ NET YARDS PASSING BY TEAM	12/20/20 - at Ari. (423)
300+ NET YARDS PASSING BY TEAM	10/11/26 - at Jax. (306)
INDIVIDUAL WITH 50+ PASS ATTEMPTS	10/4/26 - Matthew Stafford (51-32-317-2-0TD) vs. LAR
INDIVIDUAL WITH 40+ PASS ATTEMPTS	11/22/26 - Aaron Rodgers (44-30-227-0-1TD) vs. Pit.
INDIVIDUAL WITH 30+ PASS COMPLETIONS	11/22/26 - Aaron Rodgers (44-30-227-0-1TD) vs. Pit.
INDIVIDUAL WITH 25+ PASS COMPLETIONS	11/22/26 - Aaron Rodgers (44-30-227-0-1TD) vs. Pit.
INDIVIDUAL 300+ YARD PASSING GAME	10/11/26 - Trevor Lawrence (39-24-331-1-2TDs) at Jax.
CONSECUTIVE 300+ YARD PASSING GAMES	10/4/26 - 10/11/26 - Matthew Stafford (51-32-317-2-0TD) vs. LA, Trevor Lawrence (39-24-331-1-2TDs) at Jax.
INDIVIDUAL WITH 4+ TOUCHDOWN PASSES	12/22/24 - Jayden Daniels (39-24-258-2-5TDs) at Was.
INDIVIDUAL WITH 3+ TOUCHDOWN PASSES	10/26/26 - Dak Prescott (27-15-212-0-3TDs) vs. Dal.
NO SACKS ALLOWED	10/26/26 - vs. Dal. (27 attempts - Dak Prescott)

RUSHING (OPPONENT)

300+ NET YARDS RUSHING BY TEAM	9/25/60 - vs. Cle. (329)
200+ NET YARDS RUSHING BY TEAM	10/26/26 - vs. Dal. (204)
INDIVIDUAL 200+ YARD RUSHING GAME	11/22/15 - Doug Martin (27-235-0TD) vs. TB
INDIVIDUAL 150+ YARD RUSHING GAME	10/26/26 - Javonte Williams (25-155-1TD) vs. Dal.
INDIVIDUAL 100+ YARD RUSHING GAME	10/26/26 - Javonte Williams (25-155-1TD) vs. Dal.
TWO 100+ YARD RUSHERS IN SAME GAME	11/28/25 - Kyle Monangai (22-130-1TD) & D'Andre Swift (18-125-1TD) vs. Chi.
CONSECUTIVE 100+ YARD RUSHING GAMES	10/18/26-10/26/26 - Chuba Hubbard (28-120-1TD) vs. Car.; Javonte Williams (25-155-1TD) vs. Dal.
COMBINED 200+ YARDS RUSHING BY TWO PLAYERS	11/28/25 - Kyle Monangi (22-130-1TD) & D'Andre Swift (18-125-1TD) vs. Chi.
INDIVIDUAL WITH 30+ CARRIES	12/14/14 - DeMarco Murray (31-81-2TDs) vs. Dal.
INDIVIDUAL WITH 25+ CARRIES	10/26/26 - Javonte Williams (25-155-1TD) vs. Dal.
RUSHING PLAY OF 80+ YARDS	10/22/20 - 80 by Daniel Jones vs. NYG
RUSHING PLAY OF 60+ YARDS	12/6/20 - 77t by Aaron Jones vs. GB
RUSHING PLAY OF 40+ YARDS	9/4/25 - 49 by Miles Sanders vs. Dal.
INDIVIDUAL WITH 3+ RUSHING TOUCHDOWNS	10/9/25 - Cam Skattebo (19-98-3TDs) at NYG
INDIVIDUAL WITH 2+ RUSHING TOUCHDOWNS	10/4/26 - Kyren Williams (16-80-2TDs) vs. LAR

RECEIVING (OPPONENT)

INDIVIDUAL WITH 10+ RECEPTIONS	10/4/26 - Kyren Williams (10-67-0TD) vs. LAR
INDIVIDUAL WITH 150+ YARD RECEIVING GAME	2/9/25 - Xavier Worthy (8-157-2TDs) vs. KC (SB59)
INDIVIDUAL WITH 100+ YARD RECEIVING GAME	10/11/26 - Parker Washington (6-124-2TDs) at Jax.
TWO-OR-MORE 100+YARD RECEIVERS IN SAME GAME	9/28/25 - Emeka Egbuka (4-101-1TD) & Bruce Irving (5-102-1TD) at TB
CONSECUTIVE 100+ YARD RECEIVING GAMES	10/4/26-10/11/26 - Puka Nacua (9-125-0TD) vs. LAR, Parker Washington (6-124-2TDs) at Jax.

INDIVIDUAL WITH 3+ TD RECEPTIONS ..... 10/3/21 - Tyreek Hill (11-186-3TDs) vs. KC
INDIVIDUAL WITH 2+ TD RECEPTIONS ..... 10/26/26 - CeeDee Lamb (5-74-2TDs) vs. Dal.
PASS PLAY OF 80+ YARDS ..... 12/11/16 - 80t, Kirk Cousins to DeSean Jackson vs. Was.
PASS PLAY OF 60+ YARDS ..... 1/11/26 - 61, Brock Purdy to Demarcus Robinson vs. SF
PASS PLAY OF 40+ YARDS ..... 11/1/26 - 53, Jayden Daniels to Treylon Burks at Was.

NOTABLE OFFENSIVE COMBINATIONS (OPPONENT)

LED TEAM IN RUSHING & RECEIVING YARDS IN SAME GAME ..... 11/16/25 - Jahmyr Gibbs (12-39-0TD rush, 5-107-0TD rec.) vs. Det.
100+ YARD RUSHER & 100+ YARD RECEIVER IN SAME GAME ..... 10/3/21 - Clyde Edwards-Helaire (14-102-0TD rush) & Tyreek Hill (11-186-3TDs rec.) vs. KC
100+ YARD RUSHER, 100+ YARD RECEIVER & 300+ YARD PASSER IN SAME GAME ..... 12/27/20 - Ezekiel Elliott (19-105-0TD rush), Amari Cooper (4-121-0TD rec.), Michael Gallup (6-121-2TDs rec.) & Andy Dalton (30-22-377-1-3TDs) at Dal.
INDIVIDUAL WITH 1+ RUSHING TD & 1+ RECEIVING TD IN SAME GAME ..... 9/6/24 - Jayden Reed (1-33-1TD rush, 4-138-1TD rec.) vs. GB
INDIVIDUAL WITH 1+ PASSING TD & 1+ RUSHING TD IN SAME GAME ..... 9/28/26 - Case Keenum (34-24-247-0-2TDs passing, 4-6-1TD rushing) at Chi.
INDIVIDUAL WITH 1+ PASSING TD & 1+ RECEIVING TD IN SAME GAME ..... 11/20/16 - Russell Wilson (31-18-272-0-1TD pass, 1-15-1TD receiving) at Sea.

DEFENSE (OPPONENT)

HELD OPPONENT UNDER 200 YARDS TOTAL OFFENSE ..... 10/4/26 - vs. LAR (172; 104 rushing, 68 passing)
HELD OPPONENT UNDER 300 YARDS TOTAL OFFENSE ..... 11/22/26 - vs. Pit. (214; 91 rushing, 123 passing)
HELD OPPONENT UNDER 50 YARDS RUSHING ..... 10/18/26 - vs. Car. (35)
HELD OPPONENT UNDER 75 YARDS RUSHING ..... 10/18/26 - vs. Car. (35)
HELD OPPONENT UNDER 100 YARDS RUSHING ..... 11/22/26 - vs. Pit. (91)
HELD OPPONENT UNDER 100 NET YARDS PASSING ..... 10/4/26 - vs. LAR (68)
HELD OPPONENT UNDER 150 NET YARDS PASSING ..... 11/22/26 - vs. Pit. (123)
INTERCEPTION RETURN FOR TOUCHDOWN ..... 12/25/23 - Adoree Jackson, 76 yards (QB Jalen Hurts) vs. NYG
INDIVIDUAL WITH 3+ INTERCEPTIONS ..... 12/2/07 - Lofa Tatupu (3) vs. Sea. (QB A.J. Feeley)
INDIVIDUAL WITH 2+ INTERCEPTIONS ..... 1/7/24 - Xavier McKinney (2) at NYG (QBs Jalen Hurts and Marcus Mariota)
FUMBLE RECOVERED FOR TOUCHDOWN ..... 11/3/24 - Travon Walker 35-yard return of Saquon Barkley fumble vs. Jax.
SAFETY SCORED ..... 9/28/25 - Braden Mann tackled in end zone for a safety at TB
7.0+ SACKS ..... 11/8/26 - vs. NYG (7.0)
6.0+ SACKS ..... 11/8/26 - vs. NYG (7.0)
5.0+ SACKS ..... 11/8/26 - vs. NYG (7.0)
INDIVIDUAL WITH 3.0+ SACKS ..... 11/8/26 - Arvell Reese (3.0 sacks of Joe Milton) vs. NYG
INDIVIDUAL WITH 2.0+ SACKS ..... 11/22/26 - Alex Highsmith (2.0 sacks of Joe Milton) vs. Pit.

SPECIAL TEAMS (OPPONENT)

KICKOFF RETURN FOR TOUCHDOWN ..... 9/22/19 - Jamal Agnew, 100 yards vs. Det.
KICKOFF RETURN FOR TOUCHDOWN TO START GAME ..... 10/12/03 - Randal Williams, 37 yards at Dal.
PUNT RETURN FOR TOUCHDOWN ..... 9/19/16 - Eddie Royal, 65 yards at Chi.
BLOCKED PUNT RECOVERED FOR TOUCHDOWN ..... 12/10/17 - Blake Countess returned Donnie Jones' blocked punt (blocked by Mike Thomas) 16 yards at LAR
BLOCKED PUNT ..... 9/22/24 - Braden Mann's punt is blocked by J.T. Gray at NO
BLOCKED PAT ..... 12/13/09 - David Akers PAT attempt is blocked by Fred Robbins vs. NYG
BLOCKED FIELD GOAL ..... 10/13/24 - Jake Elliott 57-yard attempt is blocked by Myles Garrett vs. Cle.
BLOCKED FIELD GOAL RETURNED FOR TOUCHDOWN ..... 10/13/24 - Rodney McLeod, 50-yard return after Myles Garrett blocked a 57-yard attempt by Jake Elliott vs. Cle.
INDIVIDUAL WITH 5+ FIELD GOALS ..... 12/8/25 - Cameron Dicker (5-5) at LAC
INDIVIDUAL WITH 4+ FIELD GOALS ..... 11/8/26 - Dominic Zvada (4-4) vs. NYG
SUCCESSFUL ONSIDE KICK ATTEMPT ..... 12/6/15 - Stephen Gostkowski kick recovered by Rashaan Melvin at NE (4th Q)
FAILED ONSIDE KICK ATTEMPT ..... 12/28/25 - Michael Badgley kick recovered by Dallas Goedert at Buf. (4th Q)
TOUCHDOWN OFF FAKE FIELD GOAL ATTEMPT ..... 12/20/1998 - Holder Eric Bjornson 7-yard run at Dal.
TOUCHDOWN OFF FAKE PUNT ..... N/A



NFL STATISTICS

FRONT OFFICE & COACHING STAFF

PLAYER BIOS

ROSTER BREAKDOWN

2025 EAGLES STATISTICS

RECORD BOOK

NFL STATISTICS

OFF THE FIELD

2026 NATIONAL FOOTBALL LEAGUE

TEAM OFFENSIVE TOTALS

CATEGORY	BAL	BUF	CIN	CLE	DEN	HOU	IND	JAX	KC	LAC	LV
GAMES (W-L-T)	4-7-0	9-1-0	7-2-0	6-4-0	8-2-0	4-6-0	3-8-0	7-3-0	8-2-0	1-9-0	4-7-0
FIRST DOWNS	203	233	209	174	189	202	190	207	214	167	208
Rushing	72	94	54	50	61	54	81	65	75	56	47
Passing	118	116	142	105	97	124	97	125	126	86	138
Penalty	13	23	13	19	31	24	12	17	13	25	23
YDS GAINED (tot)	3704	3885	3453	3149	2847	3496	3043	3584	3969	2881	3512
Avg per Game	336.7	388.5	383.7	314.9	284.7	349.6	276.6	358.4	396.9	288.1	319.3
RUSHING (net)	1413	1469	763	975	956	952	1247	1137	1342	1234	850
Avg per Game	128.5	146.9	84.8	97.5	95.6	95.2	113.4	113.7	134.2	123.4	77.3
Rushes	302	320	197	256	257	256	300	284	275	288	270
Yards per Rush	4.7	4.6	3.9	3.8	3.7	3.7	4.2	4.0	4.9	4.3	3.2
PASSING (net)	2291	2416	2690	2174	1891	2544	1796	2447	2627	1647	2662
Avg per Game	208.3	241.6	298.9	217.4	189.1	254.4	163.3	244.7	262.7	164.7	242.0
Attempts	333	303	340	323	322	350	355	309	338	282	390
Completions	222	195	254	210	193	223	207	197	226	173	244
Completion Pct	66.7%	64.4%	74.7%	65.0%	59.9%	63.7%	58.3%	63.8%	66.9%	61.4%	62.6%
Yards Gained	2458	2557	2795	2417	1955	2663	1982	2593	2709	1875	2811
Sacked	27	21	16	42	12	18	28	17	13	39	22
Yards Lost	167	141	105	243	64	119	186	146	82	228	149
Had Intercepted	7	9	6	4	5	4	13	7	4	11	9
Yards Opp Ret	52	88	110	39	40	15	179	59	42	219	91
Opp TDs on Int	0	0	1	0	0	0	2	0	0	0	2
PUNTS	47	22	26	48	49	42	40	32	35	42	40
Avg Yards	47.9	47.6	45.0	49.9	48.1	46.4	48.3	48.6	51.0	46.1	50.7
PUNT RETURNS	15	20	15	12	18	19	8	16	18	9	10
Avg Return	8.2	9.3	6.9	9.3	10.6	9.0	7.4	4.9	4.9	10.0	12.5
Returned for TD	0	0	0	0	0	0	0	0	0	0	0
KICKOFF RETURNS	51	39	43	47	35	48	50	37	35	45	47
Avg Return	25.8	28.2	26.0	26.5	26.1	25.3	27.5	27.5	26.6	23.8	29.1
Returned for TD	1	0	0	0	0	0	0	0	0	0	1
PENALTIES	85	83	63	84	71	81	69	74	64	76	63
Yards Penalized	625	671	517	610	488	679	490	628	560	620	476
FUMBLES BY	15	12	8	14	14	7	11	10	16	19	12
Fumbles Lost	10	7	4	8	3	2	7	2	3	8	5
Opp Fumbles	13	12	17	15	14	8	8	13	11	12	17
Opp Fumbles Lost	5	7	7	6	4	4	5	5	6	6	9
POSS. TIME (avg)	30:03	31:30	30:33	29:39	29:06	30:15	29:52	31:34	29:11	29:56	28:20
TOUCHDOWNS	27	35	34	18	26	28	20	32	33	16	30
Rushing	15	21	6	9	12	6	12	9	11	7	6
Passing	11	14	27	9	12	22	7	22	22	9	23
Returns	1	0	1	0	2	0	1	1	0	0	1
KO Rec in EZ	0	0	0	0	0	0	0	0	0	0	0
EXTRA POINT KICKS	25/25	29/31	33/33	15/16	21/21	27/27	19/20	29/30	31/32	15/15	25/25
2-PT CONVERSIONS	1/2	1/4	0/1	1/2	4/5	1/1	0/0	0/2	0/1	0/1	1/5
FIELD GOALS MADE/ATTEMPTED	17/21	24/25	13/14	21/24	17/20	20/21	24/28	22/24	14/21	19/21	22/24
POINTS SCORED	242	313	278	188	236	259	211	287	271	168	275

©2000-2026 Elias Sports Bureau, Inc. All Rights Reserved.

2026 NATIONAL FOOTBALL LEAGUE

TEAM DEFENSIVE TOTALS

CATEGORY	BAL	BUF	CIN	CLE	DEN	HOU	IND	JAX	KC	LAC	LV
POINTS ALLOWED	294	208	193	220	210	222	297	167	163	266	327
OPP FIRST DOWNS	214	202	182	195	212	183	205	179	186	202	250
Rushing	73	54	60	75	72	58	75	50	59	69	91
Passing	119	122	100	102	116	109	111	108	106	111	134
Penalty	22	26	22	18	24	16	19	21	21	22	25
OPP YARDS GAINED (tot)	3632	3204	3061	3274	3565	3255	3903	3111	3038	3434	4202
Avg per Game	330.2	320.4	340.1	327.4	356.5	325.5	354.8	311.1	303.8	343.4	382.0
OPP RUSHING (net)	1206	941	1115	1263	1262	961	1478	896	955	1157	1644
Avg per Game	109.6	94.1	123.9	126.3	126.2	96.1	134.4	89.6	95.5	115.7	149.5
Rushes	318	232	224	273	272	249	313	236	256	292	341
Yards per Rush	3.8	4.1	5.0	4.6	4.6	3.9	4.7	3.8	3.7	4.0	4.8
OPP PASSING (net)	2426	2263	1946	2011	2303	2294	2425	2215	2083	2277	2558
Avg per Game	220.6	226.3	216.2	201.1	230.3	229.4	220.5	221.5	208.3	227.7	232.6
Pass Attempts	335	374	305	335	381	345	324	339	350	303	331
Pass Completions	221	219	190	197	225	215	201	218	211	203	216
Completion Pct	66.0%	58.6%	62.3%	58.8%	59.1%	62.3%	62.0%	64.3%	60.3%	67.0%	65.3%
Yards Gained	2560	2409	2134	2193	2516	2512	2582	2311	2205	2361	2703
Sacked	22	23	26	27	31	35	23	18	20	16	23
Yards Lost	134	146	188	182	213	218	157	96	122	84	145
INTERCEPTED BY	5	8	5	7	9	6	3	12	7	8	8
Yards Returned	27	117	38	18	135	22	21	214	141	34	93
Returned for TD	0	0	0	0	2	0	0	1	0	0	0
OPP PUNT RETURNS	20	5	11	22	18	19	23	15	13	16	17
Avg Return	10.6	9.2	7.8	11.2	8.7	9.0	10.1	9.4	16.0	8.1	11.5
Returned for TD	0	0	0	0	0	0	0	0	0	0	0
OPP KICKOFF RETURNS	38	60	48	39	44	45	45	52	50	34	40
Avg Return	27.7	26.6	25.8	26.0	25.2	27.5	26.2	27.6	27.4	24.2	25.3
Returned for TD	0	0	0	0	0	0	0	0	0	0	0
OPP TOUCHDOWNS	31	22	20	23	23	24	33	17	14	29	41
Rushing	16	7	8	8	6	12	10	6	6	13	16
Passing	14	15	11	15	17	12	20	11	8	16	23
Returns	1	0	1	0	0	0	3	0	0	0	2
KO Rec in EZ	0	0	0	0	0	0	0	0	0	0	0

©2000-2026 Elias Sports Bureau, Inc. All Rights Reserved.

2026 NATIONAL FOOTBALL LEAGUE

TEAM OFFENSIVE TOTALS

CATEGORY	MIA	NE	NYJ	PIT	TEN	ARI	ATL	CAR	CHI	DAL	DET
GAMES (W-L-T)	1-9-0	5-5-0	3-8-0	6-4-0	1-9-0	3-8-0	3-7-0	5-5-0	8-2-0	5-6-0	8-2-0
FIRST DOWNS	158	198	207	190	173	202	178	217	214	266	232
Rushing	60	71	83	71	60	56	76	64	73	75	88
Passing	79	107	109	99	94	123	83	131	117	157	124
Penalty	19	20	15	20	19	23	19	22	24	34	20
YDS GAINED (tot)	2736	3476	3506	3104	2853	3190	3274	3560	3758	4163	3918
Avg per Game	273.6	347.6	318.7	310.4	285.3	290.0	327.4	356.0	375.8	378.5	391.8
RUSHING (net)	1117	1140	1221	1118	1027	1033	1335	1054	1424	1183	1322
Avg per Game	111.7	114.0	111.0	111.8	102.7	93.9	133.5	105.4	142.4	107.6	132.2
Rushes	261	278	291	236	234	258	278	256	336	287	293
Yards per Rush	4.3	4.1	4.2	4.7	4.4	4.0	4.8	4.1	4.2	4.1	4.5
PASSING (net)	1619	2336	2285	1986	1826	2157	1939	2506	2334	2980	2596
Avg per Game	161.9	233.6	207.7	198.6	182.6	196.1	193.9	250.6	233.4	270.9	259.6
Attempts	275	309	333	366	317	408	299	373	335	420	334
Completions	152	198	224	221	204	261	179	228	226	276	227
Completion Pct	55.3%	64.1%	67.3%	60.4%	64.4%	64.0%	59.9%	61.1%	67.5%	65.7%	68.0%
Yards Gained	1787	2478	2539	2243	1962	2343	2052	2698	2491	3049	2734
Sacked	29	25	33	31	19	31	19	32	22	15	22
Yards Lost	168	142	254	257	136	186	113	192	157	69	138
Had Intercepted	7	12	4	6	6	9	13	7	10	6	4
Yards Opp Ret	41	161	17	22	55	183	170	17	79	23	21
Opp TDs on Int	0	0	0	0	0	1	2	0	0	0	0
PUNTS	34	38	38	43	38	52	38	36	29	26	32
Avg Yards	44.2	46.5	47.6	48.2	48.5	43.8	48.6	46.8	48.0	46.7	48.2
PUNT RETURNS	11	19	14	16	11	11	18	19	21	21	13
Avg Return	11.0	10.3	11.1	7.4	12.5	7.2	9.1	11.7	10.0	9.1	11.3
Returned for TD	0	0	0	0	0	0	0	0	0	0	0
KICKOFF RETURNS	49	42	40	45	46	49	46	49	34	49	35
Avg Return	26.1	24.7	25.4	23.7	25.2	26.5	26.2	24.6	25.0	26.0	25.0
Returned for TD	0	0	0	0	0	0	0	0	0	0	0
PENALTIES	67	74	84	57	66	76	69	93	75	90	71
Yards Penalized	478	550	643	509	497	674	603	841	585	830	594
FUMBLES BY	10	16	11	9	16	6	15	10	13	12	10
Fumbles Lost	5	8	5	2	8	1	6	6	9	5	3
Opp Fumbles	9	7	23	14	8	13	16	15	11	13	7
Opp Fumbles Lost	2	3	10	7	3	5	7	10	7	5	2
POSS. TIME (avg)	28:17	29:56	30:11	30:41	25:13	29:56	29:31	29:47	34:07	29:24	30:29
TOUCHDOWNS	16	27	20	21	20	18	22	30	30	40	34
Rushing	8	7	5	4	9	4	10	11	17	14	14
Passing	7	19	15	16	10	14	11	18	12	25	20
Returns	1	1	0	1	1	0	1	1	1	1	0
KO Rec in EZ	0	0	0	0	0	0	0	0	0	0	0
EXTRA POINT KICKS	11/13	24/25	16/17	18/18	17/17	17/18	18/19	21/26	29/30	31/33	33/33
2-PT CONVERSIONS	1/3	1/2	2/3	2/3	3/3	0/0	3/3	1/4	0/0	3/7	0/1
FIELD GOALS MADE/ATTEMPTED	16/22	11/14	27/30	22/27	18/19	22/24	15/20	17/19	17/21	20/25	17/19
POINTS SCORED	157	221	221	214	197	191	201	254	262	337	288

©2000-2026 Elias Sports Bureau, Inc. All Rights Reserved.

2026 NATIONAL FOOTBALL LEAGUE

TEAM DEFENSIVE TOTALS

CATEGORY	MIA	NE	NYJ	PIT	TEN	ARI	ATL	CAR	CHI	DAL	DET
POINTS ALLOWED	250	242	278	201	290	323	258	269	197	312	220
OPP FIRST DOWNS	195	190	233	185	236	236	204	212	160	248	211
Rushing	73	62	91	54	78	89	67	70	40	86	62
Passing	109	109	114	118	145	123	120	115	103	134	131
Penalty	13	19	28	13	13	24	17	27	17	28	18
OPP YARDS GAINED (tot)	3290	3451	3582	3143	3998	3907	3582	3402	3105	4284	3265
Avg per Game	329.0	345.1	325.6	314.3	399.8	355.2	358.2	340.2	310.5	389.5	326.5
OPP RUSHING (net)	1161	1061	1511	840	1271	1417	1191	1273	940	1667	934
Avg per Game	116.1	106.1	137.4	84.0	127.1	128.8	119.1	127.3	94.0	151.6	93.4
Rushes	297	259	344	231	305	339	269	276	207	323	234
Yards per Rush	3.9	4.1	4.4	3.6	4.2	4.2	4.4	4.6	4.5	5.2	4.0
OPP PASSING (net)	2129	2390	2071	2303	2727	2490	2391	2129	2165	2617	2331
Avg per Game	212.9	239.0	188.3	230.3	272.7	226.4	239.1	212.9	216.5	237.9	233.1
Pass Attempts	289	318	312	345	340	324	353	350	303	354	374
Pass Completions	207	214	200	229	246	211	232	225	186	237	238
Completion Pct	71.6%	67.3%	64.1%	66.4%	72.4%	65.1%	65.7%	64.3%	61.4%	67.0%	63.6%
Yards Gained	2239	2566	2236	2486	2859	2649	2519	2237	2342	2770	2581
Sacked	16	27	29	30	21	22	21	17	32	27	36
Yards Lost	110	176	165	183	132	159	128	108	177	153	250
INTERCEPTED BY	9	7	2	7	9	4	3	7	8	4	7
Yards Returned	144	23	27	106	156	15	46	139	83	37	60
Returned for TD	1	0	0	1	0	0	0	1	1	0	0
OPP PUNT RETURNS	15	12	15	21	16	23	14	14	11	10	11
Avg Return	10.1	9.2	10.7	9.1	10.4	7.6	10.5	7.9	8.5	9.1	6.9
Returned for TD	0	0	0	0	0	0	0	0	0	0	0
OPP KICKOFF RETURNS	22	42	44	40	33	36	43	47	44	54	40
Avg Return	31.9	25.7	26.6	27.4	24.1	25.6	25.6	22.9	23.3	20.1	24.1
Returned for TD	0	0	1	0	0	0	0	1	0	0	0
OPP TOUCHDOWNS	27	27	34	18	32	39	31	32	22	36	28
Rushing	8	10	14	6	14	12	10	16	8	15	7
Passing	18	17	19	11	18	25	19	14	14	21	21
Returns	1	0	1	1	0	2	2	2	0	0	0
KO Rec in EZ	0	0	0	0	0	0	0	0	0	0	0

©2000-2026 Elias Sports Bureau, Inc. All Rights Reserved.

2026 NATIONAL FOOTBALL LEAGUE

TEAM OFFENSIVE TOTALS

CATEGORY	GB	LAR	MIN	NO	NYG	PHI	SEA	SF	TB	WAS	NFL/Avg
GAMES (W-L-T)	6-4-0	6-4-0	7-3-0	3-7-0	6-3-1	3-7-0	6-4-0	9-1-0	3-7-0	3-5-1	---
FIRST DOWNS	182	236	156	200	201	153	201	222	184	164	197.8
Rushing	42	81	50	56	69	46	61	81	88	54	66.1
Passing	121	133	92	125	110	88	119	129	79	95	112.1
Penalty	19	22	14	19	22	19	21	12	17	15	19.6
YDS GAINED (tot)	3351	3854	2770	3135	3302	2556	3332	3941	3026	2943	3352.2
Avg per Game	335.1	385.4	277.0	313.5	330.2	255.6	333.2	394.1	302.6	327.0	331.1
RUSHING (net)	670	1330	1046	931	1090	888	1147	1386	1595	1051	1138.9
Avg per Game	67.0	133.0	104.6	93.1	109.0	88.8	114.7	138.6	159.5	116.8	112.5
Rushes	219	288	263	248	284	239	293	288	322	243	271.9
Yards per Rush	3.1	4.6	4.0	3.8	3.8	3.7	3.9	4.8	5.0	4.3	4.2
PASSING (net)	2681	2524	1724	2204	2212	1668	2185	2555	1431	1892	2213.3
Avg per Game	268.1	252.4	172.4	220.4	221.2	166.8	218.5	255.5	143.1	210.2	218.6
Attempts	370	375	299	386	343	324	305	291	273	299	333.7
Completions	233	250	187	254	206	190	196	207	166	187	213.0
Completion Pct	63.0%	66.7%	62.5%	65.8%	60.1%	58.6%	64.3%	71.1%	60.8%	62.5%	63.8%
Yards Gained	2841	2636	1908	2395	2366	1881	2329	2629	1610	2025	2369.1
Sacked	25	15	27	29	29	33	22	14	31	21	24.3
Yards Lost	160	112	184	191	154	213	144	74	179	133	155.8
Had Intercepted	7	10	7	8	7	6	9	5	9	3	7.3
Yards Opp Ret	70	112	34	112	77	121	136	75	150	7	81.8
Opp TDs on Int	0	1	1	0	0	0	1	0	1	0	0.4
PUNTS	40	33	42	38	42	53	40	29	45	40	38.4
Avg Yards	49.5	49.2	46.3	46.1	51.7	48.4	45.6	46.8	44.8	48.7	47.6
PUNT RETURNS	16	16	16	22	21	22	22	9	13	13	15.8
Avg Return	13.1	7.3	17.6	10.5	9.4	12.1	9.2	3.0	10.4	11.0	9.7
Returned for TD	0	0	1	0	0	0	0	0	0	0	0.0
KICKOFF RETURNS	41	37	32	47	39	41	32	39	36	36	41.9
Avg Return	26.4	24.0	28.5	24.1	25.4	21.2	26.8	25.7	26.6	25.6	25.8
Returned for TD	0	0	0	0	0	0	0	0	0	0	0.1
PENALTIES	80	76	53	59	71	68	67	67	71	65	72.3
Yards Penalized	650	614	432	406	618	476	609	594	507	485	580.0
FUMBLES BY	18	8	10	17	18	11	13	10	13	10	12.3
Fumbles Lost	8	5	4	11	8	4	7	6	5	4	5.6
Opp Fumbles	12	13	9	10	11	10	11	21	8	13	12.3
Opp Fumbles Lost	6	3	7	6	4	2	5	8	5	8	5.6
POSS. TIME (avg)	28:41	32:01	30:34	29:00	32:17	27:42	30:48	29:58	32:06	29:37	30:00
TOUCHDOWNS	26	31	16	25	24	19	25	42	22	21	25.9
Rushing	6	12	5	8	9	9	8	16	12	5	9.6
Passing	20	19	10	16	14	10	17	23	8	15	15.5
Returns	0	0	1	1	1	0	0	3	2	1	0.8
KO Rec in EZ	0	0	0	0	0	0	0	0	0	0	0.0
EXTRA POINT KICKS	21/24	29/29	14/14	21/23	18/18	18/18	21/23	36/40	21/21	15/18	95.5%
2-PT CONVERSIONS	2/2	0/2	2/2	1/2	2/4	1/1	2/2	2/2	1/1	2/3	54.1%
FIELD GOALS MADE/ATTEMPTED	15/21	11/15	24/28	14/20	20/27	11/12	16/19	8/11	22/22	17/20	84.5%
POINTS SCORED	226	248	186	215	226	167	223	316	223	196	234.3

©2000-2026 Elias Sports Bureau, Inc. All Rights Reserved.

2026 NATIONAL FOOTBALL LEAGUE

TEAM DEFENSIVE TOTALS

CATEGORY	GB	LAR	MIN	NO	NYG	PHI	SEA	SF	TB	WAS	NFL/Avg
POINTS ALLOWED	221	187	161	257	214	237	175	206	209	223	234.3
OPP FIRST DOWNS	206	167	161	205	184	200	151	185	167	184	197.8
Rushing	70	49	58	79	61	71	53	48	57	60	66.1
Passing	112	97	94	108	104	112	80	116	96	110	112.1
Penalty	24	21	9	18	19	17	18	21	14	14	19.6
OPP YARDS GAINED (tot)	3218	2845	2803	3558	3105	3436	2361	3098	3022	3137	3352.2
Avg per Game	321.8	284.5	280.3	355.8	310.5	343.6	236.1	309.8	302.2	348.6	331.1
OPP RUSHING (net)	1110	968	1097	1314	1171	1208	867	812	821	934	1138.9
Avg per Game	111.0	96.8	109.7	131.4	117.1	120.8	86.7	81.2	82.1	103.8	112.5
Rushes	275	247	266	302	262	296	257	239	230	236	271.9
Yards per Rush	4.0	3.9	4.1	4.4	4.5	4.1	3.4	3.4	3.6	4.0	4.2
OPP PASSING (net)	2108	1877	1706	2244	1934	2228	1494	2286	2201	2203	2213.3
Avg per Game	210.8	187.7	170.6	224.4	193.4	222.8	149.4	228.6	220.1	244.8	218.6
Pass Attempts	356	311	290	314	333	344	306	374	335	332	333.7
Pass Completions	224	190	175	203	204	210	195	247	210	217	213.0
Completion Pct	62.9%	61.1%	60.3%	64.7%	61.3%	61.1%	63.7%	66.0%	62.7%	65.4%	63.8%
Yards Gained	2294	1990	1978	2426	2064	2377	1662	2390	2319	2341	2369.1
Sacked	29	21	38	28	20	21	27	17	18	18	24.3
Yards Lost	186	113	272	182	130	149	168	104	118	138	155.8
INTERCEPTED BY	14	9	10	5	10	3	8	8	16	6	7.3
Yards Returned	118	166	110	43	125	46	70	55	114	74	81.8
Returned for TD	0	0	0	0	1	0	0	2	1	1	0.4
OPP PUNT RETURNS	16	15	15	15	26	26	9	8	18	15	15.8
Avg Return	7.2	12.3	7.7	14.6	9.0	10.1	4.3	8.1	10.8	9.5	9.7
Returned for TD	0	0	0	0	0	0	0	0	1	0	0.0
OPP KICKOFF RETURNS	45	30	42	36	45	31	39	48	49	36	41.9
Avg Return	26.5	27.5	26.1	25.4	24.2	25.5	27.4	26.9	25.1	26.4	25.8
Returned for TD	0	0	0	0	0	0	0	0	0	0	0.1
OPP TOUCHDOWNS	27	16	17	28	25	24	19	21	22	26	25.9
Rushing	12	4	6	13	7	10	8	5	5	9	9.6
Passing	15	11	9	15	18	14	9	16	14	17	15.5
Returns	0	1	2	0	0	0	2	0	3	0	0.8
KO Rec in EZ	0	0	0	0	0	0	0	0	0	0	0.0

©2000-2026 Elias Sports Bureau, Inc. All Rights Reserved.

2026 NATIONAL FOOTBALL LEAGUE

NFL TEAM RANKINGS

	OFFENSE			DEFENSE		
TEAM	TOTAL	RUSH	PASS	TOTAL	RUSH	PASS
ARI	25	27	23	26	27	20
ATL	17	6	24	29	20	30
BAL	13	9	20	18	14	15
BUF	4	2	12	11	8	19
CAR	10	21	9	20	26	9t
CHI	8	3	14	7t	7	12
CIN	6	30	*1	19	22	11
CLE	21	24	18	16	24	6
DAL	7	20	2	31	32	28
DEN	28	25	25	28	23	24t
DET	3	8	5	15	6	27
GB	14	32	3	12	16	8
HOU	11	26	7	13	10	23
IND	30	15	30	25	29	14
JAX	9	14	10	9	5	16
KC	*1	5	4	5	9	7
LAC	26	10	29	21	17	21
LAR	5	7	8	3	11	3
LV	19	31	11	30	31	26
MIA	31	17	31	17	18	9t
MIN	29	22	27	2	15	2
NE	12	13	13	23	13	29
NO	22	28	16	27	28	18
NYG	16	19	15	7t	19	5
NYJ	20	18	21	14	30	4
PHI	32	29	28	22	21	17
PIT	23	16	22	10	3	24t
SEA	15	12	17	*1	4	*1
SF	2	4	6	6	*1	22
TB	24	*1	32	4	2	13
TEN	27	23	26	32	25	32
WAS	18	11	19	24	12	31

t = Tied for position
* = League Leader

©2000-2026 Elias Sports Bureau, Inc. All Rights Reserved.

2026 NATIONAL FOOTBALL LEAGUE

NFL TEAM OFFENSE RANK

TEAM	(A)	(B)	(C)	(D)	(E)	(F)	(G)	(H)	(I)	(J)	(K)	(L)	(M)	(N)	(O)	(P)	(Q)
BAL	13	11	9	6	20	15	18	22	20	16	23	24	17	17	22	19	21t
BUF	4	5	2	8	12	5	26	15	3	8	1	18t	3	19	8	2	2
CIN	6	3	30	24	1	2	11	5	4	1	8t	29	15	29	27	3	5
CLE	21	20	24	26	18	19	6	31	26	25	29	18t	9	4	10	27	14
DEN	28	26	25	28	25	22	8	2	18	31	5	11	14	15	2	13	17t
HOU	11	10	26	29	7	8	2	7	11	12	30	23	22	24	21	9	3
IND	30	31	15	16	30	31	29	20	28	29	16	25t	5	12	20	26	15t
JAX	9	6	14	21	10	3	20	8	10	4	15	30	4	9	9	6	6t
KC	1	2	5	2	4	4	3	3	8t	9t	14	31	8	2	23	7	32
LAC	26	27	10	12	29	27	31	32	29	27	27	15	30	27	26	30	10
LV	19	19	31	31	11	14	21	9	17	6	25	3	1	3	4	11	6t
MIA	31	24	17	13	31	24	23	29	30	19	24	9t	13	31	30	32	28t
NE	12	9	13	19	13	7	30	21	15	14	3	14	26	23	19	18	24
NYJ	20	17	18	15	21	16	5	27	19	18	17	8	20	18	18	24	11
PIT	23	23	16	5	22	28	9	24	16	22t	12	25t	31	14	12	22	20
TEN	27	22	23	10	26	23	15	10	27	30	18	4	23	10	25	25	4
ARI	25	30	27	20	23	29	19	19	22	24	20t	28	10	32	31	29	6t
ATL	17	12	6	4	24	18	32	11	25	28	31t	21	12	8	15	23	25
CAR	10	15	21	18	9	17	13	25	7	22t	19	6	27	21	24	10	12t
CHI	8	14	3	14	14	12	27	12	8t	5	13	16	25	16	13	8	21t
DAL	7	7	20	17	2	9	7	1	1	3	8t	22	16	22	17	4	23
DET	3	4	8	9	5	6	4	13	5	11	6	7	24	13	3	5	12t
GB	14	13	32	32	3	10	14	14	24	20	11	2	11	5	5t	14t	30
LAR	5	8	7	7	8	13	24	4	2	9t	8t	27	29	6	28	12	27
MIN	29	29	22	22	27	26	22	26	31	21	20t	1	2	25	16	28	15t
NO	22	28	28	27	16	25	17	18	14	7	7	12	28	26	32	21	31
NYG	16	21	19	25	15	20	16	23	12t	17	2	17	21	1	1	14t	26
PHI	32	32	29	30	28	32	12	28	32	26	28	5	32	11	14	31	6t
SEA	15	16	12	23	17	11	25	17	12t	13	20t	20	6	28	5t	16t	19
SF	2	1	4	3	6	1	10	6	6	2	4	32	18	20	11	1	28t
TB	24	25	1	1	32	30	28	30	21	15	31t	13	7	30	29	16t	1
WAS	18	18	11	11	19	21	1	16	23	32	26	9t	19	7	5t	20	17t

(A) Total Yards per Game
(B) Total Yards per Play
(C) Rushing Yards per Game
(D) Rushing Yards per Attempt
(E) Passing Net Yards per Game
(F) Passing Net Yards per Play
(G) Passing, Percent Had Intercepted
(H) Sacks per Pass Play
(I) First Downs per Game
(J) Third Down Efficiency
(K) Fourth Down Efficiency
(L) Punt Return Average
(M) Kickoff Return Average
(N) Gross Punting Average
(O) Net Punting Average
(P) Points per Game
(Q) Field Goal Percentage

©2000-2026 Elias Sports Bureau, Inc. All Rights Reserved.

2026 NATIONAL FOOTBALL LEAGUE

NFL TEAM DEFENSE RANK

TEAM	(A)	(B)	(C)	(D)	(E)	(F)	(G)	(H)	(I)	(J)	(K)	(L)	(M)	(N)	(O)	(P)	(Q)	(R)	(S)
BAL	18	20	14	6	15	24	26	19	14	10	26	25	31	23	28	26	27	23t	14
BUF	11	9	8	15	19	10	15t	21	18t	7	22t	17	22	28	14	9	11	4	5
CIN	19	22	22	31	11	13	24	9	20	31	5t	6	16	8	12	13	24	5	9
CLE	16	10	24	27	6	5	17	13	15t	13	1	28	17	3	17	14t	14t	21	21
DEN	28	15	23	28	24t	6	13	12	27t	20	16	11	9	11	11	11	5	11	29
HOU	13	11	10	8	23	14	23	3	7	12	17	12	28	18	19	17	2	10	10
IND	25	29	29	29	14	28	29	15	12	8	8t	21	19	16	32	28	10	28	30
JAX	9	17	5	7	16	18	3	29	6	3	12	18	30	24	30	3	21t	1	8
KC	5	3	9	5	7	7	19t	25	11	9	3t	32	27	7	21	2	32	3	3
LAC	21	25	17	12	21	29	9t	30	18t	16t	29	8t	6	5	7	25	19	31	25
LV	30	31	31	30	26	31	12	16	31	28	19t	29	10	19	29	32	12t	23t	27
MIA	17	21	18	9	9t	27	5	26	15t	30	31t	22	32	31	20	21	14t	29t	26
NE	23	27	13	17	29	26	14	10	13	18	13t	16	15	20	5	19	8	19	15
NYJ	14	16	30	22	4	15	32	5	26	23	22t	26	23	29	15	22	28t	25	19
PIT	10	13	3	4	24t	17	18	8	9t	6	24	15	26	26	26	7	14t	15	18
TEN	32	30	25	19	32	32	8	20	32	27	28	23	5	2	1	30	20	29t	32
ARI	26	26	27	20	20	30	27	17	29	24	13t	4	14	4	18	31	30	32	28
ATL	29	24	20	23	30	21	31	24	21	19	21	24	13	17	24	24	6t	26	23
CAR	20	18	26	26	9t	11	19t	31	27t	29	8t	7	2	6	2	27	28t	18	12
CHI	7t	28	7	25	12	22	9t	2	2	1	3t	10	3	32	13	6	6t	7	6t
DAL	31	32	32	32	28	25	28	14	30	32	19t	14	1	14	8	29	31	13	20
DET	15	8	6	13	27	9	21	4	25	25	25	2	4	1	10	14t	1	6	6t
GB	12	4	16	14	8	3	2	11	24	22	10	3	21	15	6	16	26	17	13
LAR	3	5	11	10	3	8	7	18	4t	2	2	30	29	27	27	5	23	8	1
MIN	2	2	15	18	2	2	4	1	3	5	18	5	18	21	4	1	4	12	17
NO	27	23	28	21	18	23	25	6	23	26	7	31	11	13	3	23	25	22	24
NYG	7t	7	19	24	5	4	6	23	8	14	5t	13	7	12	23	12	9	16	11
PHI	22	14	21	16	17	16	30	22	17	15	27	20	12	30	9	18	21t	27	31
SEA	1	1	4	1	1	1	11	7	1	4	31t	1	25	10	16	4	12t	9	2
SF	6	6	1	2	22	12	15t	32	9t	21	15	8t	24	22	31	8	14t	2	4
TB	4	12	2	3	13	19	1	28	4t	11	11	27	8	9	22	10	18	14	16
WAS	24	19	12	11	31	20	22	27	22	16t	30	19	20	25	25	20	3	20	22

(A) Total Yards per Game
(B) Total Yards per Play
(C) Rushing Yards per Game
(D) Rushing Yards per Attempt
(E) Passing Net Yards per Game
(F) Passing Net Yards per Play
(G) Passing, Percent Had Intercepted
(H) Sacks per Pass Play
(I) First Downs per Game
(J) Third Down Efficiency
(K) Fourth Down Efficiency
(L) Punt Return Average
(M) Kickoff Return Average
(N) Gross Punting Average
(O) Net Punting Average
(P) Points per Game
(Q) Field Goal Percentage
(R) Points per Game Differential (combined offense/defense)
(S) Net Yards per Game Differential (combined offense/defense)

©2000-2026 Elias Sports Bureau, Inc. All Rights Reserved.

2026 NATIONAL FOOTBALL LEAGUE

NFL TOTAL OFFENSE

RANK	TEAM	TOTAL	RUSH	PASS	TOTAL/G	RUSH/G	PASS/G
1	Kansas City	3969	1342	2627	396.9	134.2	262.7
2	San Francisco	3941	1386	2555	394.1	138.6	255.5
3	Detroit	3918	1322	2596	391.8	132.2	259.6
4	Buffalo	3885	1469	2416	388.5	146.9	241.6
5	Los Angeles Rams	3854	1330	2524	385.4	133.0	252.4
6	Cincinnati	3453	763	2690	383.7	84.8	298.9
7	Dallas	4163	1183	2980	378.5	107.5	270.9
8	Chicago	3758	1424	2334	375.8	142.4	233.4
9	Jacksonville	3584	1137	2447	358.4	113.7	244.7
10	Carolina	3560	1054	2506	356.0	105.4	250.6
11	Houston	3496	952	2544	349.6	95.2	254.4
12	New England	3476	1140	2336	347.6	114.0	233.6
13	Baltimore	3704	1413	2291	336.7	128.5	208.3
14	Green Bay	3351	670	2681	335.1	67.0	268.1
15	Seattle	3332	1147	2185	333.2	114.7	218.5
16	New York Giants	3302	1090	2212	330.2	109.0	221.2
17	Atlanta	3274	1335	1939	327.4	133.5	193.9
18	Washington	2943	1051	1892	327.0	116.8	210.2
19	Las Vegas	3512	850	2662	319.3	77.3	242.0
20	New York Jets	3506	1221	2285	318.7	111.0	207.7
21	Cleveland	3149	975	2174	314.9	97.5	217.4
22	New Orleans	3135	931	2204	313.5	93.1	220.4
23	Pittsburgh	3104	1118	1986	310.4	111.8	198.6
24	Tampa Bay	3026	1595	1431	302.6	159.5	143.1
25	Arizona	3190	1033	2157	290.0	93.9	196.1
26	Los Angeles Chargers	2881	1234	1647	288.1	123.4	164.7
27	Tennessee	2853	1027	1826	285.3	102.7	182.6
28	Denver	2847	956	1891	284.7	95.6	189.1
29	Minnesota	2770	1046	1724	277.0	104.6	172.4
30	Indianapolis	3043	1247	1796	276.6	113.4	163.3
31	Miami	2736	1117	1619	273.6	111.7	161.9
32	Philadelphia	2556	888	1668	255.6	88.8	166.8
	TOTALS	**107271**	**36446**	**70825**	**331.1**	**112.5**	**218.6**

©2000-2026 Elias Sports Bureau, Inc. All Rights Reserved.

2026 NATIONAL FOOTBALL LEAGUE

NFL TOTAL DEFENSE

RANK	TEAM	TOTAL	RUSH	PASS	TOTAL/G	RUSH/G	PASS/G
1	Seattle	2361	867	1494	236.1	86.7	149.4
2	Minnesota	2803	1097	1706	280.3	109.7	170.6
3	Los Angeles Rams	2845	968	1877	284.5	96.8	187.7
4	Tampa Bay	3022	821	2201	302.2	82.1	220.1
5	Kansas City	3038	955	2083	303.8	95.5	208.3
6	San Francisco	3098	812	2286	309.8	81.2	228.6
7	Chicago	3105	940	2165	310.5	94.0	216.5
7	New York Giants	3105	1171	1934	310.5	117.1	193.4
9	Jacksonville	3111	896	2215	311.1	89.6	221.5
10	Pittsburgh	3143	840	2303	314.3	84.0	230.3
11	Buffalo	3204	941	2263	320.4	94.1	226.3
12	Green Bay	3218	1110	2108	321.8	111.0	210.8
13	Houston	3255	961	2294	325.5	96.1	229.4
14	New York Jets	3582	1511	2071	325.6	137.4	188.3
15	Detroit	3265	934	2331	326.5	93.4	233.1
16	Cleveland	3274	1263	2011	327.4	126.3	201.1
17	Miami	3290	1161	2129	329.0	116.1	212.9
18	Baltimore	3632	1206	2426	330.2	109.6	220.5
19	Cincinnati	3061	1115	1946	340.1	123.9	216.2
20	Carolina	3402	1273	2129	340.2	127.3	212.9
21	Los Angeles Chargers	3434	1157	2277	343.4	115.7	227.7
22	Philadelphia	3436	1208	2228	343.6	120.8	222.8
23	New England	3451	1061	2390	345.1	106.1	239.0
24	Washington	3137	934	2203	348.6	103.8	244.8
25	Indianapolis	3903	1478	2425	354.8	134.4	220.5
26	Arizona	3907	1417	2490	355.2	128.8	226.4
27	New Orleans	3558	1314	2244	355.8	131.4	224.4
28	Denver	3565	1262	2303	356.5	126.2	230.3
29	Atlanta	3582	1191	2391	358.2	119.1	239.1
30	Las Vegas	4202	1644	2558	382.0	149.5	232.5
31	Dallas	4284	1667	2617	389.5	151.5	237.9
32	Tennessee	3998	1271	2727	399.8	127.1	272.7
	TOTALS	**107271**	**36446**	**70825**	**331.1**	**112.5**	**218.6**

©2000-2026 Elias Sports Bureau, Inc. All Rights Reserved.

2026 NATIONAL FOOTBALL LEAGUE

NFL TEAM TAKEAWAYS/GIVEAWAYS

		TAKEAWAYS			GIVEAWAYS			
RANK	TEAM	INT	FUM	TOTAL	INT	FUM	TOTAL	NET DIFF
1	Jacksonville	12	5	17	7	2	9	+8
2t	Tampa Bay	16	5	21	9	5	14	+7
2t	Washington	6	8	14	3	4	7	+7
4t	Kansas City	7	6	13	4	3	7	+6
4t	Minnesota	10	7	17	7	4	11	+6
4t	Pittsburgh	7	7	14	6	2	8	+6
7t	Denver	9	4	13	5	3	8	+5
7t	Green Bay	14	6	20	7	8	15	+5
7t	San Francisco	8	8	16	5	6	11	+5
10t	Carolina	7	10	17	7	6	13	+4
10t	Houston	6	4	10	4	2	6	+4
12t	Las Vegas	8	9	17	9	5	14	+3
12t	New York Jets	2	10	12	4	5	9	+3
14t	Cincinnati	5	7	12	6	4	10	+2
14t	Detroit	7	2	9	4	3	7	+2
16	Cleveland	7	6	13	4	8	12	+1
17t	Arizona	4	5	9	9	1	10	-1
17t	Buffalo	8	7	15	9	7	16	-1
17t	Miami	9	2	11	7	5	12	-1
17t	New York Giants	10	4	14	7	8	15	-1
21t	Dallas	4	5	9	6	5	11	-2
21t	Tennessee	9	3	12	6	8	14	-2
23t	Los Angeles Rams	9	3	12	10	5	15	-3
23t	Seattle	8	5	13	9	7	16	-3
25	Chicago	8	7	15	10	9	19	-4
26t	Los Angeles Chargers	8	6	14	11	8	19	-5
26t	Philadelphia	3	2	5	6	4	10	-5
28	Baltimore	5	5	10	7	10	17	-7
29	New Orleans	5	6	11	8	11	19	-8
30	Atlanta	3	7	10	13	6	19	-9
31	New England	7	3	10	12	8	20	-10
32	Indianapolis	3	5	8	13	7	20	-12
	TOTALS	**234**	**179**	**413**	**234**	**179**	**413**	**0**

©2000-2026 Elias Sports Bureau, Inc. All Rights Reserved.

2026 NATIONAL FOOTBALL LEAGUE

NFL OFFENSE INSIDE THE 20

RANK	TEAM	DRIVES	PTS	TD	TD%	FG	SCORES	SCORE%
1	San Francisco	33	208	28	84.8%	5	33	100.0%
2	Dallas	44	260	34	77.3%	8	42	95.5%
3	Cincinnati	38	207	27	71.1%	6	33	86.8%
4	New Orleans	31	170	22	71.0%	6	28	90.3%
5	Philadelphia	23	122	16	69.6%	3	19	82.6%
6	Denver	31	171	21	67.7%	7	28	90.3%
7	Los Angeles Rams	41	211	27	65.9%	8	35	85.4%
8	Kansas City	38	198	25	65.8%	8	33	86.8%
9	New York Giants	29	149	19	65.5%	5	24	82.8%
10	Detroit	40	209	26	65.0%	9	35	87.5%
11	Houston	34	176	22	64.7%	7	29	85.3%
12	Buffalo	41	225	26	63.4%	15	41	100.0%
13	Carolina	38	188	24	63.2%	8	32	84.2%
14	Indianapolis	27	135	16	59.3%	8	24	88.9%
15	Baltimore	34	170	20	58.8%	10	30	88.2%
16	New England	26	127	15	57.7%	8	23	88.5%
17	Chicago	41	184	23	56.1%	8	31	75.6%
18	Jacksonville	34	165	19	55.9%	11	30	88.2%
19	Atlanta	31	151	17	54.8%	10	27	87.1%
20	Washington	22	104	12	54.5%	7	19	86.4%
21	Green Bay	35	154	19	54.3%	7	26	74.3%
22	Las Vegas	40	187	21	52.5%	14	35	87.5%
23	Los Angeles Chargers	25	121	13	52.0%	10	23	92.0%
24	Tennessee	29	135	15	51.7%	9	24	82.8%
25t	Seattle	32	141	16	50.0%	9	25	78.1%
25t	Tampa Bay	34	156	17	50.0%	12	29	85.3%
27t	Miami	24	106	11	45.8%	10	21	87.5%
27t	Minnesota	24	100	11	45.8%	7	18	75.0%
29	Arizona	36	156	16	44.4%	15	31	86.1%
30t	Cleveland	28	115	12	42.9%	10	22	78.6%
30t	Pittsburgh	28	124	12	42.9%	13	25	89.3%
32	New York Jets	33	150	14	42.4%	17	31	93.9%
	TOTALS	**1044**	**5175**	**616**	**59.0%**	**290**	**906**	**86.8%**

©2000-2026 Elias Sports Bureau, Inc. All Rights Reserved.

2026 NATIONAL FOOTBALL LEAGUE

NFL DEFENSE INSIDE THE 20

RANK	TEAM	DRIVES	PTS	TD	TD%	FG	SCORES	SCORE%
1	Kansas City	25	97	9	36.0%	11	20	80.0%
2	Minnesota	24	90	9	37.5%	9	18	75.0%
3	Cincinnati	30	119	12	40.0%	11	23	76.7%
4	Los Angeles Rams	30	134	13	43.3%	14	27	90.0%
5	Jacksonville	26	102	12	46.2%	6	18	69.2%
6	Pittsburgh	23	104	11	47.8%	9	20	87.0%
7	Cleveland	33	152	17	51.5%	11	28	84.8%
8	San Francisco	31	136	16	51.6%	8	24	77.4%
9	Tampa Bay	27	121	14	51.9%	8	22	81.5%
10	Denver	32	150	17	53.1%	10	27	84.4%
11	Chicago	28	133	15	53.6%	8	23	82.1%
12	Philadelphia	35	161	19	54.3%	10	29	82.9%
13	Los Angeles Chargers	40	196	22	55.0%	14	36	90.0%
14	New Orleans	38	179	21	55.3%	11	32	84.2%
15	Buffalo	33	165	19	57.6%	11	30	90.9%
16	Miami	39	198	23	59.0%	12	35	89.7%
17	New England	32	163	19	59.4%	10	29	90.6%
18	Indianapolis	28	145	17	60.7%	9	26	92.9%
19	Baltimore	41	218	25	61.0%	14	39	95.1%
20	Houston	27	143	17	63.0%	8	25	92.6%
21	Green Bay	33	168	21	63.6%	7	28	84.8%
22	Dallas	42	215	27	64.3%	9	36	85.7%
23	New York Giants	26	134	17	65.4%	5	22	84.6%
24	Detroit	35	177	23	65.7%	6	29	82.9%
25	Arizona	40	213	27	67.5%	9	36	90.0%
26	Atlanta	37	192	25	67.6%	6	31	83.8%
27	Tennessee	42	232	29	69.0%	10	39	92.9%
28	New York Jets	39	218	27	69.2%	10	37	94.9%
29	Seattle	23	128	16	69.6%	5	21	91.3%
30	Washington	32	175	23	71.9%	5	28	87.5%
31	Las Vegas	44	252	32	72.7%	10	42	95.5%
32	Carolina	29	165	22	75.9%	4	26	89.7%
	TOTALS	**1044**	**5175**	**616**	**59.0%**	**290**	**906**	**86.8%**

©2000-2026 Elias Sports Bureau, Inc. All Rights Reserved.

2026 NATIONAL FOOTBALL LEAGUE

NFL TEAM OFFENSE FIRST DOWNS, THIRD DOWNS & FOURTH DOWNS

		FIRST DOWNS				THIRD DOWNS			FOURTH DOWNS		
RANK	TEAM	TOTAL	RUSH	PASS	PEN	MADE	ATT	PCT	MADE	ATT	PCT
1	Dallas	266	75	157	34	64	139	46.0%	12	18	66.7%
2	Los Angeles Rams	236	81	133	22	51	122	41.8%	10	15	66.7%
3	Buffalo	233	94	116	23	52	122	42.6%	12	14	85.7%
4	Detroit	232	88	124	20	50	120	41.7%	12	17	70.6%
5	San Francisco	222	81	129	12	56	109	51.4%	8	11	72.7%
6	Carolina	217	64	131	22	49	133	36.8%	11	21	52.4%
7t	Chicago	214	73	117	24	63	140	45.0%	11	19	57.9%
7t	Kansas City	214	75	126	13	51	122	41.8%	9	16	56.3%
9	Cincinnati	209	54	142	13	54	104	51.9%	4	6	66.7%
10	Las Vegas	208	47	138	23	64	147	43.5%	7	18	38.9%
11t	Jacksonville	207	65	125	17	57	126	45.2%	5	9	55.6%
11t	New York Jets	207	83	109	15	52	137	38.0%	7	13	53.8%
13	Baltimore	203	72	118	13	51	133	38.3%	6	13	46.2%
14t	Arizona	202	56	123	23	57	156	36.5%	9	18	50.0%
14t	Houston	202	54	124	24	52	129	40.3%	3	10	30.0%
16t	New York Giants	201	69	110	22	54	141	38.3%	10	12	83.3%
16t	Seattle	201	61	119	21	50	127	39.4%	5	10	50.0%
18	New Orleans	200	56	125	19	63	145	43.4%	14	20	70.0%
19	New England	198	71	107	20	48	122	39.3%	10	13	76.9%
20t	Indianapolis	190	81	97	12	49	144	34.0%	11	20	55.0%
20t	Pittsburgh	190	71	99	20	49	133	36.8%	7	11	63.6%
22	Denver	189	61	97	31	42	124	33.9%	5	7	71.4%
23	Tampa Bay	184	88	79	17	53	138	38.4%	4	14	28.6%
24	Green Bay	182	42	121	19	48	129	37.2%	11	17	64.7%
25	Atlanta	178	76	83	19	42	122	34.4%	4	14	28.6%
26	Cleveland	174	50	105	19	48	135	35.6%	4	13	30.8%
27	Tennessee	173	60	94	19	39	115	33.9%	8	15	53.3%
28	Los Angeles Chargers	167	56	86	25	49	139	35.3%	7	19	36.8%
29	Washington	164	54	95	15	40	120	33.3%	5	13	38.5%
30	Miami	158	60	79	19	47	126	37.3%	8	18	44.4%
31	Minnesota	156	50	92	14	51	138	37.0%	6	12	50.0%
32	Philadelphia	153	46	88	19	50	141	35.5%	6	18	33.3%
	TOTALS	**6330**	**2114**	**3588**	**628**	**1645**	**4178**	**39.4%**	**251**	**464**	**54.1%**

©2000-2026 Elias Sports Bureau, Inc. All Rights Reserved.

2026 NATIONAL FOOTBALL LEAGUE

NFL TEAM DEFENSE FIRST DOWNS, THIRD DOWNS & FOURTH DOWNS

		FIRST DOWNS				THIRD DOWNS			FOURTH DOWNS		
RANK	TEAM	TOTAL	RUSH	PASS	PEN	MADE	ATT	PCT	MADE	ATT	PCT
1	Seattle	151	53	80	18	44	138	31.9%	12	14	85.7%
2	Chicago	160	40	103	17	29	109	26.6%	5	15	33.3%
3	Minnesota	161	58	94	9	41	128	32.0%	7	13	53.8%
4t	Los Angeles Rams	167	49	97	21	36	120	30.0%	4	14	28.6%
4t	Tampa Bay	167	57	96	14	46	124	37.1%	7	15	46.7%
6	Jacksonville	179	50	108	21	38	120	31.7%	8	17	47.1%
7	Cincinnati	182	60	100	22	53	114	46.5%	4	11	36.4%
8	Houston	183	58	109	16	49	132	37.1%	8	15	53.3%
9t	New York Giants	184	61	104	19	50	131	38.2%	4	11	36.4%
9t	Washington	184	60	110	14	48	122	39.3%	10	12	83.3%
11t	Pittsburgh	185	54	118	13	42	125	33.6%	9	14	64.3%
11t	San Francisco	185	48	116	21	56	134	41.8%	11	21	52.4%
13	Kansas City	186	59	106	21	50	138	36.2%	7	21	33.3%
14	New England	190	62	109	19	49	123	39.8%	5	10	50.0%
15t	Cleveland	195	75	102	18	53	139	38.1%	2	8	25.0%
15t	Miami	195	73	109	13	58	125	46.4%	12	14	85.7%
17	Philadelphia	200	71	112	17	59	150	39.3%	13	18	72.2%
18t	Buffalo	202	54	122	26	44	128	34.4%	11	18	61.1%
18t	Los Angeles Chargers	202	69	111	22	48	122	39.3%	6	8	75.0%
20	Atlanta	204	67	120	17	56	135	41.5%	9	16	56.3%
21t	Indianapolis	205	75	111	19	46	133	34.6%	7	16	43.8%
21t	New Orleans	205	79	108	18	60	134	44.8%	3	8	37.5%
23	Green Bay	206	70	112	24	58	136	42.6%	9	20	45.0%
24	Detroit	211	62	131	18	60	135	44.4%	11	17	64.7%
25t	Carolina	212	70	115	27	60	130	46.2%	7	16	43.8%
25t	Denver	212	72	116	24	62	149	41.6%	10	19	52.6%
27	Baltimore	214	73	119	22	53	144	36.8%	11	16	68.8%
28	New York Jets	233	91	114	28	57	133	42.9%	11	18	61.1%
29t	Arizona	236	89	123	24	58	133	43.6%	8	16	50.0%
29t	Tennessee	236	78	145	13	55	121	45.5%	8	11	72.7%
31	Dallas	248	86	134	28	66	139	47.5%	6	11	54.5%
32	Las Vegas	250	91	134	25	61	134	45.5%	6	11	54.5%
	TOTALS	**6330**	**2114**	**3588**	**628**	**1645**	**4178**	**39.4%**	**251**	**464**	**54.1%**

©2000-2026 Elias Sports Bureau, Inc. All Rights Reserved.

2026 NATIONAL FOOTBALL LEAGUE

NFL OFFENSIVE FIRST DOWN YARDAGE

RANK	TEAM	YDS/PL	PLAYS	YARDS
1	Buffalo	6.66	301	2004
2	Kansas City	6.57	286	1879
3	Detroit	6.41	295	1892
4	San Francisco	6.30	276	1738
5	New York Jets	6.27	292	1830
6	Cincinnati	6.25	260	1625
7	Houston	6.14	276	1694
8	Atlanta	6.12	261	1597
9	Dallas	6.02	324	1952
10	Baltimore	5.97	294	1754
11	Washington	5.93	243	1442
12	Jacksonville	5.73	276	1581
13	New England	5.61	277	1555
14	Cleveland	5.57	272	1514
15	Carolina	5.44	288	1567
16	Green Bay	5.43	261	1417
17	Seattle	5.42	281	1523
18	Tennessee	5.35	249	1333
19	Los Angeles Rams	5.27	306	1612
20	Tampa Bay	5.24	270	1415
21	Pittsburgh	5.21	275	1432
22	Chicago	5.09	298	1516
23	Arizona	5.07	292	1481
24	Denver	5.03	263	1323
25	Las Vegas	4.84	289	1398
26	New York Giants	4.80	288	1382
27	Indianapolis	4.68	291	1361
28	Minnesota	4.65	245	1139
29	Los Angeles Chargers	4.64	250	1159
30	New Orleans	4.42	277	1225
31	Philadelphia	3.92	237	930
32	Miami	3.78	234	885
	TOTALS	**5.46**	**8827**	**48155**

©2000-2026 Elias Sports Bureau, Inc. All Rights Reserved.

2026 NATIONAL FOOTBALL LEAGUE

NFL DEFENSIVE FIRST DOWN YARDAGE

RANK	TEAM	YDS/PL	PLAYS	YARDS
1	Seattle	3.87	240	928
2	Denver	4.59	287	1318
3	Minnesota	4.66	250	1166
4	Los Angeles Rams	4.83	249	1202
5	San Francisco	4.91	264	1295
6	Buffalo	5.05	274	1383
7	Cleveland	5.07	278	1409
8	Houston	5.27	270	1424
9	Kansas City	5.29	266	1406
10	Detroit	5.29	283	1496
11	New York Giants	5.31	265	1406
12	Washington	5.33	258	1375
13	Arizona	5.36	303	1624
14	Atlanta	5.38	281	1511
15	Green Bay	5.40	286	1545
16	Baltimore	5.46	296	1616
17	Tampa Bay	5.50	257	1413
18	New York Jets	5.53	303	1677
19	Los Angeles Chargers	5.57	279	1555
20	Philadelphia	5.58	280	1561
21	Jacksonville	5.59	261	1459
22	Cincinnati	5.62	248	1394
23	New Orleans	5.70	285	1624
24	Miami	5.72	265	1517
25	Carolina	5.73	286	1638
26	New England	5.85	268	1569
27	Pittsburgh	5.87	268	1572
28	Dallas	5.91	317	1875
29	Tennessee	5.95	308	1834
30	Indianapolis	6.22	290	1805
31	Las Vegas	6.28	323	2028
32	Chicago	6.40	239	1530
	TOTALS	**5.46**	**8827**	**48155**

©2000-2026 Elias Sports Bureau, Inc. All Rights Reserved.

2026 NATIONAL FOOTBALL LEAGUE

NFL KICKOFFS (RECEIVING TEAM)

RANK	TEAM	TOTAL KO	ADJ KO	TB	TB%	EZ	EZ%	OB	IN20	AVG START
1	Las Vegas	66	63	16	25.4%	20	31.7%	2	3	33.7
2	Buffalo	49	45	7	15.6%	10	22.2%	1	2	33.2
3	Minnesota	41	41	9	22.0%	14	34.1%	0	1	32.6
4	Arizona	66	66	14	21.2%	16	24.2%	3	1	31.5
5	Jacksonville	42	42	4	9.5%	8	19.0%	1	2	31.2
6	Indianapolis	64	64	12	18.8%	20	31.3%	2	7	31.0
7	New York Jets	57	56	15	26.8%	20	35.7%	1	2	30.9
8	Baltimore	67	65	13	20.0%	17	26.2%	2	4	30.9
9	Dallas	63	61	13	21.3%	18	29.5%	1	6	30.7
10	Washington	47	47	8	17.0%	10	21.3%	3	4	30.6
11	Tampa Bay	48	48	11	22.9%	22	45.8%	1	2	30.6
12	San Francisco	49	47	8	17.0%	14	29.8%	0	2	30.6
13	New York Giants	48	46	7	15.2%	14	30.4%	1	2	30.3
14	Seattle	41	41	7	17.1%	13	31.7%	2	5	30.3
15	Green Bay	47	44	5	11.4%	11	25.0%	1	2	30.2
16	Denver	47	47	11	23.4%	14	29.8%	1	2	30.0
17	Detroit	47	46	9	19.6%	11	23.9%	2	3	29.9
18	Atlanta	54	53	8	15.1%	10	18.9%	0	4	29.9
19	Tennessee	59	57	13	22.8%	16	28.1%	0	5	29.7
20	Cleveland	53	52	6	11.5%	14	26.9%	0	6	29.6
21	New Orleans	55	52	3	5.8%	8	15.4%	3	2	29.5
22	Kansas City	45	43	7	16.3%	11	25.6%	1	1	29.3
23	Pittsburgh	54	54	7	13.0%	9	16.7%	2	2	29.2
24	Los Angeles Chargers	58	57	7	12.3%	13	22.8%	6	7	29.1
25	Miami	56	56	6	10.7%	15	26.8%	1	7	29.1
26	New England	54	50	7	14.0%	11	22.0%	2	5	29.0
27	Philadelphia	55	53	10	18.9%	11	20.8%	3	5	28.9
28	Carolina	55	53	4	7.5%	6	11.3%	2	4	28.7
29	Cincinnati	48	45	1	2.2%	3	6.7%	2	6	28.7
30	Chicago	43	40	4	10.0%	6	15.0%	2	5	28.6
31	Los Angeles Rams	48	46	10	21.7%	13	28.3%	0	3	28.5
32	Houston	54	53	5	9.4%	6	11.3%	0	7	28.2
	TOTALS	**3360**	**3266**	**534**	**16.4%**	**808**	**24.7%**	**96**	**238**	**30.2**

ADJ KO: Adjusted kickoffs are used to compute Avg. Team Drive Start. Adjusted kickoffs do not include onside kicks or kickoffs at the end of a half unless either kickoff is returned for a touchdown. Adjusted kickoffs also do not include non-onside kickoffs that result in the kicking team ultimately retaining possession.
IN20: The number of drives that start inside (not including) the 20-yard line.

©2000-2026 Elias Sports Bureau, Inc. All Rights Reserved.

2026 NATIONAL FOOTBALL LEAGUE

NFL KICKOFFS (KICKING TEAM)

RANK	TEAM	TOTAL KO	ADJ KO	TB	TB%	EZ	EZ%	OB	IN20	AVG START
1	Dallas	71	69	10	14.5%	16	23.2%	6	12	27.6
2	Chicago	55	54	7	13.0%	11	20.4%	4	3	27.9
3	New York Giants	52	49	4	8.2%	5	10.2%	1	5	28.3
4	Indianapolis	55	55	8	14.5%	11	20.0%	2	7	28.8
5	Tampa Bay	54	51	4	7.8%	8	15.7%	0	2	29.0
6	Detroit	58	57	15	26.3%	28	49.1%	3	3	29.0
7	New Orleans	48	45	7	15.6%	9	20.0%	4	3	29.0
8	Cincinnati	56	56	8	14.3%	11	19.6%	0	2	29.1
9	Carolina	57	54	7	13.0%	8	14.8%	2	4	29.2
10	Philadelphia	39	37	7	18.9%	7	18.9%	0	4	29.2
11	Denver	53	52	8	15.4%	11	21.2%	1	2	29.5
12	Atlanta	47	46	2	4.3%	7	15.2%	1	0	29.6
13	Los Angeles Chargers	44	41	7	17.1%	8	19.5%	0	1	29.8
14	Las Vegas	59	55	14	25.5%	21	38.2%	1	3	29.9
15	Washington	47	46	9	19.6%	12	26.1%	1	1	30.0
16	Pittsburgh	50	47	8	17.0%	13	27.7%	0	7	30.1
17	Minnesota	48	46	6	13.0%	12	26.1%	0	7	30.3
18	Buffalo	68	67	7	10.4%	13	19.4%	1	6	30.4
19	Tennessee	48	46	9	19.6%	15	32.6%	4	2	30.5
20	New England	47	46	3	6.5%	8	17.4%	1	2	30.5
21	Seattle	51	51	10	19.6%	16	31.4%	2	5	30.5
22	Jacksonville	61	60	9	15.0%	14	23.3%	0	6	30.6
23	New York Jets	58	56	10	17.9%	12	21.4%	3	5	30.9
24	Green Bay	50	50	5	10.0%	6	12.0%	0	3	31.1
25	Arizona	47	45	9	20.0%	17	37.8%	1	3	31.1
26	Cleveland	46	46	7	15.2%	10	21.7%	0	3	31.2
27	Baltimore	50	50	11	22.0%	17	34.0%	1	3	31.2
28	San Francisco	59	59	11	18.6%	20	33.9%	0	5	31.3
29	Houston	56	56	10	17.9%	14	25.0%	1	3	31.4
30	Kansas City	55	53	5	9.4%	8	15.1%	0	4	31.7
31	Los Angeles Rams	51	50	16	32.0%	18	36.0%	5	1	33.8
32	Miami	40	38	14	36.8%	18	47.4%	3	2	34.8
	TOTALS	**3360**	**3266**	**534**	**16.4%**	**808**	**24.7%**	**96**	**238**	**30.2**

ADJ KO: Adjusted kickoffs are used to compute Avg. Team Drive Start. Adjusted kickoffs do not include onside kicks or kickoffs at the end of a half unless either kickoff is returned for a touchdown. Adjusted kickoffs also do not include non-onside kickoffs that result in the kicking team ultimately retaining possession.
IN20: The number of drives that start inside (not including) the 20-yard line.

©2000-2026 Elias Sports Bureau, Inc. All Rights Reserved.

2026 NATIONAL FOOTBALL LEAGUE

NFL PLAYER SINGLE-GAME HIGHS

CATEGORY	TOTAL	PLAYER	GAME	DETAILS
Points	20	Christian McCaffrey	SF at DAL, Nov. 15	3 TD, 1 2pt-conv
Passing Yards	462	Joe Burrow	CIN vs. TEN, Nov. 1 (OT)	38-48, 462 YDS, 5 TD, 3 INT
	428	Joe Burrow	CIN vs. JAX, Oct. 4	39-54, 428 YDS, 1 TD, 2 INT
Longest Pass	82	Drew Lock	SEA at ARI, Sep. 20	to Jaxon Smith-Njigba (TD)
	82	Brock Purdy	SF vs. ARI, Sep. 27	to Mike Evans + Deebo Samuel Sr. (TD)
Passing Touchdowns	5			4 times, -1 in non-overtime games
	5			4 times, 3 in non-overtime games
Rushing Yards	194	Bijan Robinson	ATL at GB, Sep. 24	29-194, 2 TD
Rushing Attempts	31	James Cook	BUF at MIN, Nov. 9	31-107, 1 TD
Longest Rush	76	Kenneth Walker III	KC at LV, Oct. 4	
Receptions	17	CeeDee Lamb	DAL at HOU, Oct. 4	17-189, 1 TD
	17	Puka Nacua	LAR vs. BUF, Oct. 12 (OT)	17-138, 1 TD
Receiving Yards	231	Ja'Marr Chase	CIN vs. PIT, Nov. 15	11-231, 0 TD
Kickoff Return Yards	224	Corey Kiner	NE vs. GB, Nov. 8	9-224, 0 TD
Kickoff Returns	9	Corey Kiner	NE vs. GB, Nov. 8	9-224, 0 TD
Longest Kickoff Return	95	Dylan Laube	LV at NYJ, Nov. 1	(TD)
Punt Return Yards	106	Myles Price	MIN at TB, Sep. 27	4-106, 4 FC, 1 TD
Punt Returns	6	Kalif Raymond	CHI vs. TB, Nov. 8	6-48, 0 FC, 0 TD
Longest Punt Return	86	Myles Price	MIN at TB, Sep. 27	(TD)
Interceptions	3	Amani Hooker	TEN at CIN, Nov. 1 (OT)	
	2			12 times in non-overtime games
Longest Interception Return	98	Deonte Banks	NYG vs. ARI, Oct. 4	(TD)
Sacks	3.0			8 times, 7 in non-overtime games
Scrimmage Yards	252	Jahmyr Gibbs	DET vs. NE, Nov. 15	Rush: 22-153, Rec: 7-99
Longest Punt	86	Braden Mann	PHI vs. NYG, Nov. 8	
Punts	9	Riley Dixon	TB vs. MIN, Sep. 27	9-426 (47.3)
Field Goals Made	6	Chad Ryland	ARI at LAR, Oct. 18	6-6, 43 long
Longest Field Goal	64	Tyler Loop	BAL vs. TEN, Oct. 4	

©2000-2026 Elias Sports Bureau, Inc. All Rights Reserved.

2026 NATIONAL FOOTBALL LEAGUE

300-YARD PASSING GAMES

YARDS	PLAYER	GAME	DETAILS
462	Joe Burrow	CIN vs. TEN, Nov. 1 (OT)	38-48, 5 TD, 3 INT
428	Joe Burrow	CIN vs. JAX, Oct. 4	39-54, 1 TD, 2 INT
412	Jared Goff	DET at CAR, Oct. 4	32-52, 1 TD, 0 INT
410	Tyler Shough	NO at DET, Sep. 13 (OT)	35-56, 3 TD, 2 INT
409	Joe Burrow	CIN vs. PIT, Nov. 15	35-44, 4 TD, 0 INT
390	Matthew Stafford	LAR at DEN, Sep. 27	30-55, 2 TD, 2 INT
389	Brock Purdy	SF at DAL, Nov. 15	22-28, 3 TD, 0 INT
387	Jordan Love	GB at MIN, Sep. 13	21-42, 2 TD, 1 INT
384	C.J. Stroud	HOU at LAC, Nov. 8	21-35, 5 TD, 1 INT
383	Matthew Stafford	LAR vs. BUF, Oct. 12 (OT)	40-54, 3 TD, 0 INT
382	Patrick Mahomes	KC vs. IND, Sep. 20 (OT)	32-47, 3 TD, 0 INT
379	Sam Darnold	SEA at WAS, Sep. 27	31-45, 4 TD, 2 INT
374	Drake Maye	NE vs. LV, Oct. 11	26-34, 4 TD, 0 INT
372	Jordan Love	GB at NE, Nov. 8	23-29, 3 TD, 0 INT
367	Jordan Love	GB vs. CHI, Oct. 11	25-31, 2 TD, 0 INT
365	Kirk Cousins	LV vs. KC, Oct. 4	31-52, 2 TD, 1 INT
361	Bryce Young	CAR vs. CHI, Sep. 13	23-37, 3 TD, 1 INT
353	C.J. Stroud	HOU vs. CIN, Sep. 20	30-55, 0 TD, 0 INT
352	Trevor Lawrence	JAX at TEN, Nov. 15	25-35, 3 TD, 1 INT
348	Patrick Mahomes	KC at ATL, Nov. 15	22-35, 5 TD, 0 INT
347	C.J. Stroud	HOU vs. DAL, Oct. 4	21-31, 2 TD, 0 INT
343	Dak Prescott	DAL vs. SF, Nov. 15	30-51, 5 TD, 1 INT
340	Jacoby Brissett	BAL vs. LAC, Nov. 16	33-49, 0 TD, 1 INT
335	Dak Prescott	DAL at HOU, Oct. 4	32-45, 1 TD, 0 INT
335	Dak Prescott	DAL at IND, Nov. 8	21-34, 2 TD, 0 INT
334	Josh Allen	BUF at HOU, Sep. 13	20-29, 2 TD, 0 INT
331	Trevor Lawrence	JAX vs. PHI, Oct. 11	24-39, 2 TD, 1 INT
329	Bryce Young	CAR vs. DET, Oct. 4	29-41, 2 TD, 0 INT
327	Jared Goff	DET at BUF, Sep. 17	26-38, 4 TD, 0 INT
327	Matthew Stafford	LAR vs. NYG, Sep. 21	22-31, 4 TD, 1 INT
326	Jameis Winston	NYG at WAS, Oct. 11 (OT)	33-54, 3 TD, 0 INT
325	Dak Prescott	DAL vs. TEN, Nov. 22	28-33, 4 TD, 0 INT
324	Lamar Jackson	BAL at IND, Sep. 13	17-25, 1 TD, 0 INT
324	Deshaun Watson	CLE at PIT, Nov. 1	27-39, 0 TD, 0 INT
324	Patrick Mahomes	KC vs. ARI, Nov. 22	27-39, 3 TD, 0 INT
321	Geno Smith	NYJ at DET, Sep. 27	31-37, 3 TD, 0 INT
321	Drake Maye	NE at CHI, Oct. 22	24-31, 2 TD, 1 INT
321	Patrick Mahomes	KC at DEN, Nov. 1	30-41, 3 TD, 0 INT
317	Matthew Stafford	LAR at PHI, Oct. 4	32-51, 0 TD, 2 INT
316	Dak Prescott	DAL vs. TB, Oct. 8	24-42, 1 TD, 2 INT
313	Kirk Cousins	LV vs. BUF, Oct. 18	23-41, 2 TD, 1 INT

©2000-2026 Elias Sports Bureau, Inc. All Rights Reserved.

2026 NATIONAL FOOTBALL LEAGUE

300-YARD PASSING GAMES

YARDS	PLAYER	GAME	DETAILS
312	Jordan Love	GB vs. ATL, Sep. 24	28-53, 2 TD, 1 INT
312	C.J. Stroud	HOU at JAX, Oct. 18	24-34, 3 TD, 1 INT
312	Deshaun Watson	CLE vs. HOU, Nov. 15	25-40, 0 TD, 1 INT
308	Caleb Williams	CHI vs. NE, Oct. 22	22-33, 2 TD, 0 INT
308	Deshaun Watson	CLE at TEN, Oct. 25	25-36, 0 TD, 1 INT
306	Trevor Lawrence	JAX vs. HOU, Oct. 18	24-41, 4 TD, 1 INT
305	Caleb Williams	CHI at ATL, Oct. 18	30-36, 1 TD, 0 INT
304	Cam Ward	TEN at CIN, Nov. 1 (OT)	26-40, 2 TD, 0 INT
304	Josh Allen	BUF vs. MIA, Nov. 22	27-45, 1 TD, 2 INT
303	Jared Goff	DET vs. GB, Oct. 25	22-32, 2 TD, 0 INT
303	Jared Goff	DET vs. NE, Nov. 15	20-31, 3 TD, 2 INT
301	Trevor Lawrence	JAX at NYG, Nov. 22	25-47, 1 TD, 2 INT
300	Jayden Daniels	WAS at SF, Oct. 19	29-40, 2 TD, 0 INT

©2000-2026 Elias Sports Bureau, Inc. All Rights Reserved.

2026 NATIONAL FOOTBALL LEAGUE

100-YARD RECEIVING GAMES

YARDS	PLAYER	GAME	DETAILS
231	Ja'Marr Chase	CIN vs. PIT, Nov. 15	11 REC, 0 TD
195	Davante Adams	LAR vs. NYG, Sep. 21	8 REC, 2 TD
195	CeeDee Lamb	DAL at IND, Nov. 8	10 REC, 1 TD
194	Drake London	ATL at GB, Sep. 24	9 REC, 0 TD
192	Tetairoa McMillan	CAR vs. DET, Oct. 4	14 REC, 2 TD
189	CeeDee Lamb	DAL at HOU, Oct. 4	17 REC, 1 TD
182	Chris Olave	NO at DET, Sep. 13 (OT)	10 REC, 0 TD
171	Christian Watson	GB at NE, Nov. 8	7 REC, 1 TD
171	Jaxon Smith-Njigba	SEA at LV, Nov. 15	8 REC, 1 TD
165	Malik Nabers	NYG vs. NO, Oct. 18	12 REC, 0 TD
164	Matthew Golden	GB at NE, Nov. 8	10 REC, 1 TD
161	Christian McCaffrey	SF at DAL, Nov. 15	4 REC, 2 TD
157	Tee Higgins	CIN vs. JAX, Oct. 4	11 REC, 0 TD
155	Jaxon Smith-Njigba	SEA at ARI, Sep. 20	9 REC, 3 TD
155	Tee Higgins	CIN vs. TEN, Nov. 1 (OT)	10 REC, 2 TD
155	Ja'Marr Chase	CIN at ATL, Nov. 8	10 REC, 1 TD
154	Harold Fannin Jr.	CLE at PIT, Nov. 1	10 REC, 0 TD
153	CeeDee Lamb	DAL vs. WAS, Sep. 20	8 REC, 2 TD
153	Amon-Ra St. Brown	DET vs. GB, Oct. 25	9 REC, 0 TD
152	Parker Washington	JAX at TEN, Nov. 15	7 REC, 1 TD
150	Zay Flowers	BAL at IND, Sep. 13	5 REC, 1 TD
150	Jaxon Smith-Njigba	SEA vs. KC, Oct. 25	9 REC, 1 TD
150	Puka Nacua	LAR at WAS, Nov. 8	14 REC, 1 TD
148	Tee Higgins	CIN at BAL, Oct. 25	6 REC, 1 TD
147	Christian Watson	GB at MIN, Sep. 13	6 REC, 2 TD
145	Carnell Tate	TEN at BAL, Oct. 4	9 REC, 0 TD
145	George Pickens	DAL vs. SF, Nov. 15	11 REC, 3 TD
143	Christian Watson	GB vs. CHI, Oct. 11	6 REC, 2 TD
142	Amon-Ra St. Brown	DET at BUF, Sep. 17	9 REC, 2 TD
142	Adonai Mitchell	NYJ vs. LV, Nov. 1	7 REC, 1 TD
141	Ja'Marr Chase	CIN vs. TEN, Nov. 1 (OT)	11 REC, 1 TD
140	Dalton Schultz	HOU vs. CIN, Sep. 20	12 REC, 0 TD
138	Jalen Coker	CAR vs. CHI, Sep. 13	8 REC, 2 TD
138	Jaylen Waddle	DEN vs. JAX, Sep. 20	8 REC, 0 TD
138	Puka Nacua	LAR vs. BUF, Oct. 12 (OT)	17 REC, 1 TD
137	Davante Adams	LAR at DEN, Sep. 27	7 REC, 0 TD
137	Zay Flowers	BAL vs. CIN, Oct. 25	8 REC, 1 TD
134	Jaxon Smith-Njigba	SEA at DEN, Oct. 15 (OT)	12 REC, 0 TD
132	CeeDee Lamb	DAL vs. TEN, Nov. 22	11 REC, 1 TD
130	Dalton Kincaid	BUF at HOU, Sep. 13	5 REC, 0 TD
130	George Pickens	DAL vs. TB, Oct. 8	9 REC, 1 TD

©2000-2026 Elias Sports Bureau, Inc. All Rights Reserved.

2026 NATIONAL FOOTBALL LEAGUE

100-YARD RECEIVING GAMES

YARDS	PLAYER	GAME	DETAILS
130	Luther Burden III	CHI vs. NE, Oct. 22	4 REC, 1 TD
129	KC Concepcion	CLE at TEN, Oct. 25	8 REC, 0 TD
128	Jaxon Smith-Njigba	SEA at WAS, Sep. 27	10 REC, 2 TD
128	Emmett Johnson	KC at DEN, Nov. 1	5 REC, 1 TD
127	Isaiah Likely	NYG vs. WAS, Nov. 12	9 REC, 1 TD
125	Puka Nacua	LAR at PHI, Oct. 4	9 REC, 0 TD
125	Kayshon Boutte	HOU at LAC, Nov. 8	4 REC, 2 TD
124	Parker Washington	JAX vs. PHI, Oct. 11	6 REC, 2 TD
123	Matthew Golden	GB vs. CHI, Oct. 11	6 REC, 0 TD
122	Jaxon Smith-Njigba	SEA vs. NE, Sep. 9	8 REC, 1 TD
121	Malik Nabers	NYG at WAS, Oct. 11 (OT)	11 REC, 1 TD
119	Tre Tucker	LV at LAC, Sep. 20	5 REC, 1 TD
119	T.J. Hockenson	MIN vs. MIA, Oct. 4	13 REC, 0 TD
118	Nico Collins	HOU vs. DAL, Oct. 4	7 REC, 2 TD
118	Zay Flowers	BAL vs. TEN, Oct. 4	8 REC, 1 TD
118	Drake London	ATL vs. BAL, Oct. 11 (OT)	7 REC, 0 TD
118	Jaxon Smith-Njigba	SEA vs. CHI, Nov. 2	6 REC, 1 TD
117	DeVonta Smith	PHI at TEN, Sep. 20	10 REC, 1 TD
116	Brock Bowers	LV at NO, Sep. 27	10 REC, 1 TD
116	Keon Coleman	BUF vs. NE, Oct. 4	6 REC, 1 TD
116	Chris Olave	NO vs. ATL, Oct. 5	8 REC, 0 TD
115	DK Metcalf	PIT at CLE, Oct. 1	5 REC, 0 TD
115	Omar Cooper Jr.	NYJ vs. MIA, Oct. 25	5 REC, 1 TD
113	Mike Evans	SF at SEA, Oct. 11	7 REC, 1 TD
113	Christian Watson	GB vs. CAR, Oct. 29	8 REC, 0 TD
112	CeeDee Lamb	DAL vs. BAL, Sep. 27	7 REC, 0 TD
112	Malik Nabers	NYG vs. ARI, Oct. 4	6 REC, 1 TD
111	Tyquan Thornton	KC at LV, Oct. 4	5 REC, 2 TD
111	Trey McBride	ARI vs. DEN, Oct. 25	10 REC, 1 TD
111	Malik Nabers	NYG at HOU, Oct. 25 (OT)	7 REC, 0 TD
111	Michael Wilson	ARI at DAL, Nov. 1 (OT)	8 REC, 1 TD
111	Brock Bowers	LV at SF, Nov. 8	7 REC, 1 TD
110	Brock Bowers	LV at NE, Oct. 11	8 REC, 1 TD
109	Drake London	ATL vs. KC, Nov. 15	6 REC, 0 TD
109	Mike Evans	SF vs. MIN, Nov. 22	6 REC, 1 TD
107	Chris Olave	NO vs. LV, Sep. 27	9 REC, 0 TD
107	Garrett Wilson	NYJ at DET, Sep. 27	10 REC, 1 TD
107	Jaylin Noel	HOU at JAX, Oct. 18	4 REC, 1 TD
106	Garrett Wilson	NYJ vs. BUF, Nov. 15	7 REC, 0 TD
105	Kenyon Sadiq	NYJ at DET, Sep. 27	7 REC, 1 TD
105	Tank Dell	HOU at LAC, Nov. 8	4 REC, 1 TD

©2000-2026 Elias Sports Bureau, Inc. All Rights Reserved.

2026 NATIONAL FOOTBALL LEAGUE

100-YARD RECEIVING GAMES

YARDS	PLAYER	GAME	DETAILS
104	Garrett Wilson	NYJ vs. CLE, Oct. 11	7 REC, 1 TD
104	Matthew Golden	GB vs. DAL, Oct. 18	6 REC, 1 TD
103	Omar Cooper Jr.	NYJ at NE, Oct. 18	6 REC, 1 TD
103	Tre Tucker	LV vs. LAR, Oct. 25	5 REC, 1 TD
103	Parker Washington	JAX at NYG, Nov. 22	8 REC, 0 TD
102	Jameson Williams	DET at CAR, Oct. 4	6 REC, 0 TD
102	Jaxon Smith-Njigba	SEA vs. SF, Oct. 11	5 REC, 1 TD
102	DeMario Douglas	NE vs. GB, Nov. 8	5 REC, 0 TD
102	Chris Olave	NO at CHI, Nov. 22	9 REC, 0 TD
102	George Pickens	DAL vs. TEN, Nov. 22	7 REC, 1 TD
101	Travis Kelce	KC vs. IND, Sep. 20 (OT)	9 REC, 1 TD
101	Tetairoa McMillan	CAR at ATL, Sep. 20	5 REC, 0 TD
101	Khalil Shakir	BUF vs. MIA, Nov. 22	5 REC, 0 TD
100	DJ Moore	BUF at HOU, Sep. 13	5 REC, 1 TD
100	Matthew Golden	GB vs. ATL, Sep. 24	5 REC, 1 TD

©2000-2026 Elias Sports Bureau, Inc. All Rights Reserved.

2026 NATIONAL FOOTBALL LEAGUE

100-YARD RUSHING GAMES

YARDS	PLAYER	GAME	DETAILS
194	Bijan Robinson	ATL at GB, Sep. 24	29 ATT, 2 TD
177	Kenneth Walker III	KC at LV, Oct. 4	22 ATT, 2 TD
173	Kenneth Walker III	KC vs. DEN, Sep. 14	23 ATT, 1 TD
170	Bucky Irving	TB vs. ATL, Nov. 1	27 ATT, 1 TD
165	Bucky Irving	TB at DAL, Oct. 8	21 ATT, 1 TD
157	James Cook	BUF at NYJ, Nov. 15	18 ATT, 1 TD
156	Jahmyr Gibbs	DET vs. NO, Sep. 13 (OT)	29 ATT, 2 TD
155	Javonte Williams	DAL at PHI, Oct. 26	25 ATT, 1 TD
154	James Cook	BUF vs. LAC, Sep. 27	24 ATT, 1 TD
153	Jahmyr Gibbs	DET vs. MIN, Nov. 1	23 ATT, 1 TD
153	Jahmyr Gibbs	DET vs. NE, Nov. 15	22 ATT, 2 TD
151	Jahmyr Gibbs	DET at ARI, Oct. 11	25 ATT, 2 TD
147	Braelon Allen	NYJ vs. LV, Nov. 1	21 ATT, 1 TD
147	Tyler Allgeier	ARI at DAL, Nov. 1 (OT)	11 ATT, 1 TD
146	Kyle Monangai	CHI vs. NYJ, Oct. 4	30 ATT, 2 TD
145	Bijan Robinson	ATL at NO, Oct. 5	19 ATT, 2 TD
144	Derrick Henry	BAL at IND, Sep. 13	24 ATT, 3 TD
143	Jaylen Warren	PIT vs. CLE, Nov. 1	17 ATT, 1 TD
140	Kenny Gainwell	TB vs. ATL, Nov. 1	25 ATT, 0 TD
135	James Cook	BUF vs. DET, Sep. 17	21 ATT, 1 TD
129	Tony Pollard	TEN vs. CLE, Oct. 25	25 ATT, 3 TD
128	Kenneth Walker III	KC vs. LAC, Oct. 18	19 ATT, 2 TD
127	Jaylen Warren	PIT vs. CIN, Sep. 27	17 ATT, 0 TD
124	D'Andre Swift	CHI at CAR, Sep. 13	18 ATT, 3 TD
124	Cam Skattebo	NYG at HOU, Oct. 25 (OT)	17 ATT, 1 TD
122	Chuba Hubbard	CAR vs. DET, Oct. 4	20 ATT, 2 TD
121	Josh Allen	BUF at LAR, Oct. 12 (OT)	10 ATT, 1 TD
120	Chuba Hubbard	CAR at PHI, Oct. 18	28 ATT, 1 TD
120	Chuba Hubbard	CAR vs. BAL, Nov. 22	27 ATT, 2 TD
117	Kenneth Walker III	KC vs. IND, Sep. 20 (OT)	24 ATT, 0 TD
117	Tony Pollard	TEN at CIN, Nov. 1 (OT)	21 ATT, 2 TD
116	Braelon Allen	NYJ vs. CLE, Oct. 11	24 ATT, 1 TD
116	Jahmyr Gibbs	DET vs. GB, Oct. 25	29 ATT, 0 TD
113	Aaron Jones	MIN at NO, Oct. 11	25 ATT, 1 TD
111	James Cook	BUF at LAR, Oct. 12 (OT)	25 ATT, 2 TD
111	Jonah Coleman	DEN vs. LV, Nov. 22	24 ATT, 3 TD
110	Tony Pollard	TEN at DAL, Nov. 22	21 ATT, 0 TD
107	James Cook	BUF at MIN, Nov. 9	31 ATT, 1 TD
107	David Montgomery	HOU vs. IND, Nov. 19	26 ATT, 0 TD
106	Bucky Irving	TB at CAR, Oct. 25	24 ATT, 2 TD
105	Aaron Jones	MIN at CHI, Sep. 20	23 ATT, 0 TD

©2000-2026 Elias Sports Bureau, Inc. All Rights Reserved.

2026 NATIONAL FOOTBALL LEAGUE

100-YARD RUSHING GAMES

YARDS	PLAYER	GAME	DETAILS
105	Omarion Hampton	LAC at BAL, Nov. 16	22 ATT, 1 TD
105	Emmett Johnson	KC vs. ARI, Nov. 22	23 ATT, 1 TD
104	Braelon Allen	NYJ vs. MIA, Oct. 25	17 ATT, 0 TD
104	Bhayshul Tuten	JAX vs. IND, Nov. 1	16 ATT, 1 TD
103	Jayden Daniels	WAS vs. NYG, Oct. 11 (OT)	9 ATT, 2 TD
103	Ollie Gordon II	MIA at NYJ, Oct. 25	25 ATT, 1 TD
102	Breece Hall	NYJ at TEN, Sep. 13	22 ATT, 1 TD
102	Ashton Jeanty	LV vs. MIA, Sep. 13	23 ATT, 0 TD
102	Derrick Henry	BAL at ATL, Oct. 11 (OT)	24 ATT, 0 TD
102	Kenneth Walker III	KC vs. NYJ, Nov. 8	18 ATT, 1 TD
101	Jaylen Warren	PIT vs. IND, Oct. 11	15 ATT, 1 TD
101	Jaylen Warren	PIT at NO, Oct. 25	18 ATT, 0 TD
101	Javonte Williams	DAL at IND, Nov. 8	20 ATT, 1 TD
101	Emmett Johnson	KC at ATL, Nov. 15	22 ATT, 0 TD
100	Kyle Monangai	CHI at CAR, Sep. 13	10 ATT, 1 TD
100	Ollie Gordon II	MIA at MIN, Oct. 4	9 ATT, 1 TD
100	Emanuel Wilson	SEA vs. KC, Oct. 25	24 ATT, 1 TD
100	Bijan Robinson	ATL vs. CIN, Nov. 8	19 ATT, 1 TD
100	Blake Corum	LAR at ARI, Nov. 15	17 ATT, 1 TD

©2000-2026 Elias Sports Bureau, Inc. All Rights Reserved.

2026 NATIONAL FOOTBALL LEAGUE

NFL LEADING PASSERS

RANK	PLAYER	TEAM	ATT	COMP	COMP%	YDS	YPA	TD	TD%	LONG	INT	INT%	RATING
1	Purdy	SF	290	206	71.0%	2624	9.05	23	7.9%	82t	5	1.7%	118.2
2	Burrow	CIN	340	254	74.7%	2795	8.22	27	7.9%	53	6	1.8%	117.7
3	Mahomes	KC	337	226	67.1%	2709	8.04	22	6.5%	73t	4	1.2%	108.3
4	Goff	DET	332	225	67.8%	2716	8.18	20	6.0%	57t	4	1.2%	107.7
5	Lawrence	JAX	306	196	64.1%	2585	8.45	22	7.2%	52	7	2.3%	105.1
6	Stroud	HOU	347	222	64.0%	2656	7.65	22	6.3%	63t	4	1.2%	103.6
7	G. Smith	NYJ	313	213	68.1%	2402	7.67	15	4.8%	60	3	1.0%	102.7
8	Prescott	DAL	420	276	65.7%	3049	7.26	25	6.0%	53	6	1.4%	101.0
9	Daniels	WAS	213	138	64.8%	1499	7.04	10	4.7%	53	2	0.9%	97.1
10	Maye	NE	276	181	65.6%	2330	8.44	18	6.5%	63	11	4.0%	97.0
11	Love	GB	368	232	63.0%	2838	7.71	20	5.4%	81t	7	1.9%	96.9
12	Williams	CHI	218	149	68.3%	1727	7.92	10	4.6%	58	6	2.8%	95.9
13	Cousins	LV-MIN	384	249	64.8%	2782	7.24	22	5.7%	45	10	2.6%	94.6
14	J. Allen	BUF	302	194	64.2%	2527	8.37	14	4.6%	57	9	3.0%	93.5
15	Stafford	LAR	372	248	66.7%	2623	7.05	19	5.1%	64	10	2.7%	92.8
16	Young	CAR	368	225	61.1%	2651	7.20	18	4.9%	55	7	1.9%	91.4
17	D. Watson	CLE	289	188	65.1%	2118	7.33	7	2.4%	65	4	1.4%	89.1
18	Shough	NO	385	254	66.0%	2395	6.22	16	4.2%	52	8	2.1%	88.2
19	Rodgers	PIT	361	220	60.9%	2241	6.21	16	4.4%	80t	6	1.7%	86.6
20	Penix	ATL	242	147	60.7%	1730	7.15	10	4.1%	76	7	2.9%	84.2
21	Ward	TEN	317	204	64.4%	1962	6.19	10	3.2%	59t	6	1.9%	84.1
22	Nix	DEN	322	193	59.9%	1955	6.07	12	3.7%	52t	5	1.6%	83.3
23	Brissett	ARI-BAL	391	250	63.9%	2335	5.97	11	2.8%	52t	9	2.3%	80.0
24	Darnold	SEA	211	127	60.2%	1478	7.00	10	4.7%	43t	9	4.3%	79.5
25	Willis	MIA	208	121	58.2%	1396	6.71	6	2.9%	77t	6	2.9%	76.1
26	J. Herbert	LAC	274	171	62.4%	1851	6.76	8	2.9%	58t	11	4.0%	75.2
27	Jones	IND	351	205	58.4%	1974	5.62	7	2.0%	55t	13	3.7%	65.4

©2000-2026 Elias Sports Bureau, Inc. All Rights Reserved.

2026 NATIONAL FOOTBALL LEAGUE

NFL LEADING PASSERS, RANKS

PLAYER	TEAM	ATT	COMP	COMP%	YDS	YPA	TD	TD%	INT	INT%	RATING
Purdy	SF	19	14	2	9	1	3	2	7t	10	1
Burrow	CIN	11	2t	1	3	5	1	1	9t	11	2
Mahomes	KC	12	8	6	6	7	4t	4	3t	4	3
Goff	DET	13	9t	5	5	6	8t	7	3t	5	4
Lawrence	JAX	17	17	16	11	2	4t	3	15t	16	5
Stroud	HOU	10	11	17	7	11	4t	6	3t	3	6
G. Smith	NYJ	16	13	4	13	10	15	13	2	2	7
Prescott	DAL	1	1	9	1	13	2	8	9t	7	8
Daniels	WAS	25	25	13	25	18	19t	15	1	1	9
Maye	NE	21	21	10	16	3	11t	5	25t	25	10
Love	GB	6t	7	19	2	9	8t	10	15t	13t	11
Williams	CHI	24	23	3	24	8	19t	17	9t	20	12
Cousins	LV-MIN	4	5	12	4	14	4t	9	23t	18	13
J. Allen	BUF	18	18	15	12	4	16	16	20t	23	14
Stafford	LAR	5	6	7	10	17	10	11	23t	19	15
Young	CAR	6t	9t	21	8	15	11t	12	15t	13t	16
D. Watson	CLE	20	20	11	18	12	27t	26	3t	6	17
Shough	NO	3	2t	8	14	22	13t	19	19	15	18
Rodgers	PIT	8	12	22	17	23	13t	18	9t	9	19
Penix	ATL	23	24	23	23	16	19t	20	15t	22	20
Ward	TEN	15	16	14	20	24	19t	22	9t	12	21
Nix	DEN	14	19	25	21	25	17	21	7t	8	22
Brissett	ARI-BAL	2	4	18	15	26	18	25	20t	17	23
Darnold	SEA	26	26	24	26	19	19t	14	20t	27	24
Willis	MIA	27	27	27	27	21	30t	24	9t	21	25
J. Herbert	LAC	22	22	20	22	20	24t	23	25t	26	26
Jones	IND	9	15	26	19	27	27t	27	27	24	27

©2000-2026 Elias Sports Bureau, Inc. All Rights Reserved.

2026 NATIONAL FOOTBALL LEAGUE

NFL FOURTH-QUARTER PASSING LEADERS

RANK	PLAYER	TEAM	ATT	COMP	COMP%	YDS	YPA	TD	TD%	INT	INT%	RATING
1	Minshew	ARI	30	21	70.0%	225	7.50	3	10.0%	0	0.0%	125.0
2	Mahomes	KC	71	49	69.0%	634	8.93	6	8.5%	0	0.0%	125.0
3	Purdy	SF	70	49	70.0%	600	8.57	7	10.0%	1	1.4%	123.5
4	Burrow	CIN	71	51	71.8%	729	10.27	5	7.0%	1	1.4%	122.3
5	Ward	TEN	113	87	77.0%	819	7.25	8	7.1%	1	0.9%	116.4
6	Murray	MIN	40	31	77.5%	306	7.65	2	5.0%	0	0.0%	115.2
7	Williams	CHI	34	27	79.4%	308	9.06	1	2.9%	0	0.0%	114.2
8	Rodgers	PIT	83	56	67.5%	678	8.17	7	8.4%	2	2.4%	110.4
9	Goff	DET	74	49	66.2%	530	7.16	5	6.8%	0	0.0%	109.6
10	Prescott	DAL	131	87	66.4%	1004	7.66	9	6.9%	1	0.8%	109.1
11	Stafford	LAR	85	63	74.1%	710	8.35	6	7.1%	3	3.5%	107.5
12	Cousins	LV-MIN	102	65	63.7%	785	7.70	10	9.8%	4	3.9%	103.6
13	J. Allen	BUF	66	42	63.6%	596	9.03	4	6.1%	2	3.0%	100.3
14	G. Smith	NYJ	85	55	64.7%	677	7.96	5	5.9%	2	2.4%	99.0
15	Young	CAR	84	51	60.7%	618	7.36	5	6.0%	1	1.2%	98.2
16	Stroud	HOU	94	57	60.6%	724	7.70	5	5.3%	1	1.1%	98.0
17	Daniels	WAS	72	49	68.1%	542	7.53	4	5.6%	2	2.8%	97.1
18	Nix	DEN	80	47	58.8%	551	6.89	5	6.3%	1	1.3%	95.4
19	D. Watson	CLE	103	67	65.0%	821	7.97	4	3.9%	2	1.9%	94.4
20	Shough	NO	125	89	71.2%	770	6.16	5	4.0%	2	1.6%	93.8
21	Lawrence	JAX	73	41	56.2%	510	6.99	4	5.5%	1	1.4%	90.6
22	Winston	NYG	36	23	63.9%	240	6.67	2	5.6%	1	2.8%	90.0
23	Penix	ATL	84	48	57.1%	762	9.07	4	4.8%	3	3.6%	88.5
24	Willis	MIA	56	30	53.6%	415	7.41	4	7.1%	2	3.6%	86.5
25	Maye	NE	55	31	56.4%	442	8.04	4	7.3%	3	5.5%	84.1
26	Brissett	ARI-BAL	106	68	64.2%	614	5.79	3	2.8%	2	1.9%	81.3
27	Mayfield	TB	42	27	64.3%	262	6.24	1	2.4%	1	2.4%	79.7
28	Hurts	PHI	35	18	51.4%	208	5.94	2	5.7%	1	2.9%	76.8
29	Darnold	SEA	60	35	58.3%	417	6.95	3	5.0%	3	5.0%	75.5
30	J. Herbert	LAC	84	53	63.1%	553	6.58	3	3.6%	4	4.8%	74.2
31	McCarthy	MIN-NYG	50	24	48.0%	414	8.28	2	4.0%	2	4.0%	73.3
32	McKee	PHI	43	29	67.4%	263	6.12	1	2.3%	2	4.7%	72.1
33	*Mendoza	LV	41	20	48.8%	223	5.44	1	2.4%	1	2.4%	63.4
34	Love	GB	88	50	56.8%	557	6.33	2	2.3%	5	5.7%	59.7
35	Jones	IND	92	48	52.2%	441	4.79	1	1.1%	3	3.3%	55.6
36	McCord	MIA	27	10	37.0%	82	3.04	0	0.0%	0	0.0%	45.6
37	*Daniels	TB	26	12	46.2%	88	3.38	1	3.8%	3	11.5%	27.9

©2000-2026 Elias Sports Bureau, Inc. All Rights Reserved.

2026 NATIONAL FOOTBALL LEAGUE

NFL THIRD-DOWN PASSING LEADERS

RANK	PLAYER	TEAM	ATT	COMP	COMP%	YDS	YPA	TD	TD%	INT	INT%	RATING
1	Burrow	CIN	76	53	69.7%	662	8.71	9	11.8%	2	2.6%	125.0
2	Cousins	LV-MIN	107	69	64.5%	840	7.85	11	10.3%	1	0.9%	118.9
3	Stroud	HOU	90	57	63.3%	666	7.40	9	10.0%	1	1.1%	114.4
4	Mahomes	KC	83	51	61.4%	773	9.31	6	7.2%	1	1.2%	111.2
5	Daniels	WAS	55	33	60.0%	356	6.47	5	9.1%	0	0.0%	109.4
6	Purdy	SF	71	42	59.2%	626	8.82	7	9.9%	2	2.8%	109.2
7	Williams	CHI	65	43	66.2%	543	8.35	4	6.2%	1	1.5%	106.1
8	G. Smith	NYJ	84	54	64.3%	547	6.51	5	6.0%	0	0.0%	102.6
9	Love	GB	103	59	57.3%	743	7.21	9	8.7%	2	1.9%	100.9
10	Rodgers	PIT	84	42	50.0%	577	6.87	6	7.1%	0	0.0%	96.2
11	Penix	ATL	68	39	57.4%	527	7.75	4	5.9%	1	1.5%	95.6
12	Willis	MIA	59	37	62.7%	414	7.02	4	6.8%	2	3.4%	92.1
13	D. Watson	CLE	73	38	52.1%	489	6.70	4	5.5%	0	0.0%	91.6
14	Prescott	DAL	102	63	61.8%	646	6.33	7	6.9%	3	2.9%	90.6
15	J. Allen	BUF	76	49	64.5%	621	8.17	5	6.6%	4	5.3%	89.9
16	Maye	NE	67	40	59.7%	511	7.63	5	7.5%	3	4.5%	89.8
17	Murray	MIN	54	35	64.8%	330	6.11	2	3.7%	1	1.9%	86.2
18	Winston	NYG	48	28	58.3%	350	7.29	3	6.3%	2	4.2%	84.5
19	Lawrence	JAX	75	43	57.3%	585	7.80	5	6.7%	4	5.3%	82.4
20	Mayfield	TB	50	29	58.0%	374	7.48	0	0.0%	0	0.0%	81.6
21	Shough	NO	103	63	61.2%	656	6.37	3	2.9%	2	1.9%	81.2
22	Goff	DET	81	42	51.9%	553	6.83	5	6.2%	3	3.7%	78.9
23	J. Herbert	LAC	92	54	58.7%	697	7.58	5	5.4%	5	5.4%	78.0
24	Ward	TEN	85	49	57.6%	427	5.02	2	2.4%	1	1.2%	74.0
25	Young	CAR	83	47	56.6%	531	6.40	3	3.6%	3	3.6%	72.9
26	Darnold	SEA	55	31	56.4%	370	6.73	4	7.3%	4	7.3%	71.0
27	Stafford	LAR	83	50	60.2%	495	5.96	3	3.6%	4	4.8%	69.1
28	Nix	DEN	92	48	52.2%	465	5.05	2	2.2%	2	2.2%	64.8
29	Jones	IND	95	51	53.7%	462	4.86	2	2.1%	4	4.2%	56.6
30	Brissett	ARI-BAL	103	57	55.3%	540	5.24	0	0.0%	5	4.9%	49.8

©2000-2026 Elias Sports Bureau, Inc. All Rights Reserved.

2026 NATIONAL FOOTBALL LEAGUE

NFL LEADING RUSHERS

RANK	PLAYER	TEAM	ATT	YDS	AVG	LONG	TD
1	Gibbs	DET	222	1098	4.9	30t	13
2	Cook	BUF	209	1060	5.1	74t	10
3	Bi. Robinson	ATL	185	951	5.1	59t	6
4	Irving	TB	185	893	4.8	72	8
5	Walker	KC	159	872	5.5	76	7
6	Hubbard	CAR	188	831	4.4	32	9
7	Henry	BAL	198	793	4.0	32t	11
8	Taylor	IND	188	760	4.0	38t	8
9	J. Williams	DAL	188	759	4.0	34	10
10	Warren	PIT	135	747	5.5	51	2
11	Pollard	TEN	163	738	4.5	40t	6
12	Allen	NYJ	144	713	5.0	27	3
13	Tuten	JAX	158	642	4.1	39t	5
14	Swift	CHI	168	627	3.7	32	10
15	K. Williams	LAR	139	616	4.4	30	6
16	Gordon	MIA	138	608	4.4	53	4
17	McCaffrey	SF	127	568	4.5	17	11
18	Hampton	LAC	138	563	4.1	36	4
19	A. Jones	MIN	134	551	4.1	20	4
20	Corum	LAR	103	547	5.3	23t	5
21	Skattebo	NYG	130	530	4.1	42	4
22	Jeanty	LV	134	459	3.4	46	1
23	C. Brown	CIN	113	441	3.9	19	1
24	Judkins	CLE	126	423	3.4	30	4
25	Allgeier	ARI	101	406	4.0	63t	2
26t	Stevenson	NE	108	403	3.7	24	2
26t	Wilson	SEA	111	403	3.6	21t	3
28	Marks	HOU	107	391	3.7	14	2
29	Barkley	PHI	86	371	4.3	42	4
30	*Black	SF	85	364	4.3	30t	2
31	Hall	NYJ	97	351	3.6	26	1
32	Monangai	CHI	68	342	5.0	61t	3
33	*Washington	LV	88	340	3.9	36t	1
34	Dobbins	DEN	99	324	3.3	17	3
35	Gainwell	TB	67	321	4.8	29	0
36	*E. Johnson	KC	71	317	4.5	18	2
37	Hill	BAL	42	313	7.5	65t	2
38	*Coleman	DEN	71	302	4.3	15	6
39	*McGowan	IND	58	292	5.0	36	2
40	J. Allen (QB)	BUF	66	290	4.4	22	11
41	Daniels (QB)	WAS	42	280	6.7	38t	2
42	Mason	MIN	71	279	3.9	28	1
43	White	WAS	65	275	4.2	33	1
44	J. Herbert (QB)	LAC	49	273	5.6	26	2
45	Kiner	NE	60	269	4.5	32	1
46	*Love	ARI	76	268	3.5	18	1
47	D. Watson (QB)	CLE	59	266	4.5	21	2
48	Rodriguez	JAX	63	261	4.1	28t	4
49	Montgomery	HOU	78	245	3.1	18t	2
50	Croskey-Merritt	WAS	67	239	3.6	33t	2

©2000-2026 Elias Sports Bureau, Inc. All Rights Reserved.

2026 NATIONAL FOOTBALL LEAGUE

NFL THIRD-AND-ONE RUSHING LEADERS

RANK	PLAYER	TEAM	ATT	FD	PCT
1t	Purdy (QB)	SF	8	8	100.0%
1t	Lawrence (QB)	JAX	6	6	100.0%
1t	Rodriguez	JAX	6	6	100.0%
1t	Nix (QB)	DEN	5	5	100.0%
1t	Ward (QB)	TEN	5	5	100.0%
1t	Goff (QB)	DET	4	4	100.0%
1t	Barner (TE)	SEA	3	3	100.0%
1t	Cook	BUF	3	3	100.0%
1t	Corum	LAR	3	3	100.0%
1t	*Donaldson	NO	3	3	100.0%
1t	Hall	NYJ	3	3	100.0%
1t	G. Smith (QB)	NYJ	3	3	100.0%
1t	Warren (TE)	IND	3	3	100.0%
14	Irving	TB	8	7	87.5%
15	Hubbard	CAR	13	11	84.6%
16t	Brissett (QB)	ARI-BAL	12	10	83.3%
16t	Warren	PIT	6	5	83.3%
16t	J. Williams	DAL	6	5	83.3%
19t	Burrow (QB)	CIN	5	4	80.0%
19t	Perine	CIN	5	4	80.0%
19t	Stroud (QB)	HOU	5	4	80.0%
22	Jones (QB)	IND	9	7	77.8%
23t	Swift	CHI	8	6	75.0%
23t	Gainwell	TB	4	3	75.0%
23t	Gordon	MIA	4	3	75.0%
23t	J. Herbert (QB)	LAC	4	3	75.0%
23t	Maye (QB)	NE	4	3	75.0%
23t	McCaffrey	SF	4	3	75.0%
23t	Shough (QB)	NO	4	3	75.0%
23t	Skattebo	NYG	4	3	75.0%
23t	D. Watson (QB)	CLE	4	3	75.0%
32t	White	WAS	7	5	71.4%
32t	K. Williams	LAR	7	5	71.4%
34t	J. Allen (QB)	BUF	10	7	70.0%
34t	Walker	KC	10	7	70.0%
36	Gibbs	DET	8	5	62.5%
37	Stevenson	NE	5	3	60.0%

©2000-2026 Elias Sports Bureau, Inc. All Rights Reserved.

2026 NATIONAL FOOTBALL LEAGUE

NFL LEADERS IN RECEPTIONS

RANK	PLAYER	TEAM	REC	YDS	AVG	LONG	TD
1	Lamb	DAL	88	1108	12.6	49	9
2	McBride (TE)	ARI	87	689	7.9	27	5
3	Smith-Njigba	SEA	79	1207	15.3	82t	10
4t	St. Brown	DET	70	792	11.3	56t	8
4t	Nacua	LAR	70	715	10.2	43	4
6	Olave	NO	68	866	12.7	47	2
7	Nabers	NYG	65	747	11.5	46	3
8	Chase	CIN	64	878	13.7	53	7
9	Golden	GB	58	853	14.7	50	5
10t	Flowers	BAL	57	785	13.8	54t	3
10t	Pickens	DAL	57	780	13.7	53	6
12	Likely (TE)	NYG	56	610	10.9	66t	7
13	McMillan	CAR	55	731	13.3	32t	4
14t	Higgins	CIN	53	824	15.5	44	6
14t	Wilson	NYJ	53	672	12.7	33	3
16	Watson	GB	52	916	17.6	81t	7
17t	Burden	CHI	51	654	12.8	58	4
17t	Mi. Wilson	ARI	51	546	10.7	27	2
17t	Jeanty (RB)	LV	51	507	9.9	68t	4
20t	D. London	ATL	50	801	16.0	68	1
20t	Bowers (TE)	LV	50	676	13.5	33	6
22	Allen	IND-SF	48	450	9.4	26	1
23t	Kittle (TE)	SF	47	591	12.6	56t	7
23t	Jefferson	MIN	47	553	11.8	39t	4
23t	C. Brown (RB)	CIN	47	246	5.2	13	2
26	Gibbs (RB)	DET	45	404	9.0	50	2
27t	Washington	JAX	44	748	17.0	51t	6
27t	Fannin (TE)	CLE	44	544	12.4	39t	4
27t	Vele	NO	44	455	10.3	31	3
30t	McCaffrey (RB)	SF	42	444	10.6	74t	3
30t	Mayer (TE)	LV	42	408	9.7	28	1
32t	Kelce (TE)	KC	41	586	14.3	59	4
32t	J. Downs	IND-KC	41	466	11.4	42	2
32t	Hockenson (TE)	MIN	41	383	9.3	22	3
32t	Andrews (TE)	BAL	41	333	8.1	17	1
32t	Warren (TE)	IND	41	298	7.3	29	2
37t	Collins	HOU	40	536	13.4	45	6
37t	*Concepcion	CLE	40	458	11.4	64t	1
37t	Loveland (TE)	CHI	40	392	9.8	38	3
40t	Flournoy	DAL	39	477	12.2	48	3
40t	LaPorta (TE)	DET	39	477	12.2	47	3
40t	M. Washington	MIA	39	430	11.0	31	1
43t	Shakir	BUF	38	539	14.2	57	1
43t	*Bernard	PIT	38	324	8.5	25	1
43t	*Lemon	PHI	38	315	8.3	21	1
43t	W. Robinson	TEN	38	272	7.2	17	3
43t	K. Williams (RB)	LAR	38	267	7.0	20	1
48t	Schultz (TE)	HOU	37	386	10.4	35	1
48t	Kraft (TE)	GB	37	370	10.0	46	3
50t	J. Williams	DET	36	611	17.0	57t	6
50t	Tucker	LV	36	588	16.3	44t	4
50t	Odunze	CHI	36	573	15.9	47	1
50t	*Tate	TEN	36	471	13.1	59t	2
50t	Metcalf	PIT	36	434	12.1	51	2
50t	Rice	KC	36	427	11.9	50	2

Week 11: Through Sunday, November 22, 2026

©2000-2026 Elias Sports Bureau, Inc. All Rights Reserved.

2026 NATIONAL FOOTBALL LEAGUE

NFL LEADERS IN RECEPTIONS

RANK	PLAYER	TEAM	REC	YDS	AVG	LONG	TD
50t	Diggs	WAS	36	386	10.7	42	6

©2000-2026 Elias Sports Bureau, Inc. All Rights Reserved.

2026 NATIONAL FOOTBALL LEAGUE

NFL RECEIVING YARDAGE LEADERS

RANK	PLAYER	TEAM	YDS	REC	AVG	LONG	TD
1	Smith-Njigba	SEA	1207	79	15.3	82t	10
2	Lamb	DAL	1108	88	12.6	49	9
3	Watson	GB	916	52	17.6	81t	7
4	Chase	CIN	878	64	13.7	53	7
5	Olave	NO	866	68	12.7	47	2
6	Golden	GB	853	58	14.7	50	5
7	Higgins	CIN	824	53	15.5	44	6
8	D. London	ATL	801	50	16.0	68	1
9	St. Brown	DET	792	70	11.3	56t	8
10	Flowers	BAL	785	57	13.8	54t	3
11	Pickens	DAL	780	57	13.7	53	6
12	Washington	JAX	748	44	17.0	51t	6
13	Nabers	NYG	747	65	11.5	46	3
14	McMillan	CAR	731	55	13.3	32t	4
15	Nacua	LAR	715	70	10.2	43	4
16	McBride (TE)	ARI	689	87	7.9	27	5
17	Bowers (TE)	LV	676	50	13.5	33	6
18	Wilson	NYJ	672	53	12.7	33	3
19	Burden	CHI	654	51	12.8	58	4
20	J. Williams	DET	611	36	17.0	57t	6
21	Likely (TE)	NYG	610	56	10.9	66t	7
22	Kittle (TE)	SF	591	47	12.6	56t	7
23	Tucker	LV	588	36	16.3	44t	4
24	Kelce (TE)	KC	586	41	14.3	59	4
25	Odunze	CHI	573	36	15.9	47	1
26	Jefferson	MIN	553	47	11.8	39t	4
27	Mi. Wilson	ARI	546	51	10.7	27	2
28	Fannin (TE)	CLE	544	44	12.4	39t	4
29	Shakir	BUF	539	38	14.2	57	1
30	Collins	HOU	536	40	13.4	45	6
31	Evans	SF	529	33	16.0	54	4
32	*Boston	CLE	523	33	15.8	60	3
33	Jeanty (RB)	LV	507	51	9.9	68t	4
34	Meyers	JAX	493	33	14.9	32t	2
35	Kincaid (TE)	BUF	487	32	15.2	54	2
36	Adams	LAR	480	30	16.0	64	4
37t	Flournoy	DAL	477	39	12.2	48	3
37t	LaPorta (TE)	DET	477	39	12.2	47	3
39	*Tate	TEN	471	36	13.1	59t	2
40t	J. Downs	IND-KC	466	41	11.4	42	2
40t	Moore	BUF	466	31	15.0	49	4
42	*Concepcion	CLE	458	40	11.4	64t	1
43	Vele	NO	455	44	10.3	31	3
44	Allen	IND-SF	450	48	9.4	26	1
45	McCaffrey (RB)	SF	444	42	10.6	74t	3
46	Coker	CAR	440	35	12.6	51t	3
47	Douglas	NE	438	32	13.7	48t	4
48	Metcalf	PIT	434	36	12.1	51	2
49	M. Washington	MIA	430	39	11.0	31	1
50	Rice	KC	427	36	11.9	50	2

©2000-2026 Elias Sports Bureau, Inc. All Rights Reserved.

2026 NATIONAL FOOTBALL LEAGUE

NFL THIRD-DOWN RECEIVING LEADERS

RANK	PLAYER	TEAM	REC	YDS	AVG	LONG	TD
1	Smith-Njigba	SEA	24	372	15.5	71t	6
2	Lamb	DAL	23	217	9.4	48	3
3	Olave	NO	20	224	11.2	36	0
4t	Pickens	DAL	19	226	11.9	39t	3
4t	Hockenson (TE)	MIN	19	178	9.4	22	1
6t	D. London	ATL	18	300	16.7	68	0
6t	St. Brown	DET	18	243	13.5	56t	3
6t	Jefferson	MIN	18	208	11.6	21	2
9t	Bowers (TE)	LV	17	241	14.2	33	3
9t	McBride (TE)	ARI	17	128	7.5	26	0
9t	Nacua	LAR	17	118	6.9	28	0
12t	Watson	GB	16	279	17.4	53t	1
12t	Wilson	NYJ	16	122	7.6	16	0
14t	Likely (TE)	NYG	15	226	15.1	66t	2
14t	J. Downs	IND-KC	15	138	9.2	25	1
14t	Andrews (TE)	BAL	15	124	8.3	14	0
17t	Washington	JAX	14	220	15.7	30t	3
17t	Odunze	CHI	14	205	14.6	37	1
17t	Vele	NO	14	204	14.6	31	0
17t	Golden	GB	14	196	14.0	45	3
17t	T. Harris	LAC	14	175	12.5	53	0
17t	Allen	IND-SF	14	166	11.9	26	1
23t	Higgins	CIN	13	215	16.5	32	0
23t	Chase	CIN	13	210	16.2	47t	4
23t	Fannin (TE)	CLE	13	173	13.3	39t	3
23t	McMillan	CAR	13	165	12.7	26	0
23t	Nabers	NYG	13	151	11.6	39	0
23t	Evans	SF	13	140	10.8	24	1
23t	Collins	HOU	13	127	9.8	25	2
23t	Hill (RB)	BAL	13	83	6.4	25	0
31t	Moore	BUF	12	145	12.1	18	2
31t	Mi. Wilson	ARI	12	134	11.2	27	0
31t	Schultz (TE)	HOU	12	131	10.9	35	0
31t	Johnson (TE)	NO	12	128	10.7	25	2
31t	Godwin	TB	12	120	10.0	30	0
36t	Flowers	BAL	11	184	16.7	48t	1
36t	Metcalf	PIT	11	157	14.3	51	1
36t	T. Johnson (RB)	BUF	11	131	11.9	36	0
36t	*Bernard	PIT	11	128	11.6	25	0
36t	Strange (TE)	JAX	11	117	10.6	23	0
36t	Gibbs (RB)	DET	11	114	10.4	50	1
36t	Loveland (TE)	CHI	11	113	10.3	18	0
36t	Egbuka	TB	11	94	8.5	21	0
36t	K. Williams (RB)	LAR	11	93	8.5	19	1
36t	W. Robinson	TEN	11	75	6.8	10	1
46t	Kelce (TE)	KC	10	173	17.3	59	2
46t	McConkey	LAC	10	149	14.9	54	3
46t	*Williams	WAS	10	136	13.6	33	2
46t	Goedert (TE)	PHI	10	127	12.7	43t	2
46t	Bourne	ARI	10	119	11.9	23	0
46t	Diggs	WAS	10	104	10.4	32t	2
46t	Raymond	CHI	10	97	9.7	28	0
46t	Gadsden (TE)	LAC	10	82	8.2	15	0
46t	C. Brown (RB)	CIN	10	47	4.7	9	0

©2000-2026 Elias Sports Bureau, Inc. All Rights Reserved.

2026 NATIONAL FOOTBALL LEAGUE

NFL LEADING SCORERS (NON-KICKING)

RANK	PLAYER	TEAM	POS	TOUCHDOWNS					X2	PTS
				TOTAL	RUSH	REC	RET	KOREC		
1	Gibbs	DET	RB	15	13	2	0	0	0	90
2	McCaffrey	SF	RB	14	11	3	0	0	1	86
3	Henry	BAL	RB	12	11	1	0	0	1	74
4	J. Williams	DAL	RB	12	10	2	0	0	0	72
5	Hubbard	CAR	RB	11	9	2	0	0	1	68
6t	J. Allen	BUF	QB	11	11	0	0	0	0	66
6t	Swift	CHI	RB	11	10	1	0	0	0	66
6t	Walker	KC	RB	11	7	4	0	0	0	66
9t	Cook	BUF	RB	10	10	0	0	0	0	60
9t	Smith-Njigba	SEA	WR	10	0	10	0	0	0	60
11	Lamb	DAL	WR	9	0	9	0	0	1	56
12	Irving	TB	RB	9	8	1	0	0	0	54
13t	St. Brown	DET	WR	8	0	8	0	0	0	48
13t	Taylor	IND	RB	8	8	0	0	0	0	48
13t	Tuten	JAX	RB	8	5	3	0	0	0	48
16	Likely	NYG	TE	7	0	7	0	0	1	44
17t	Chase	CIN	WR	7	0	7	0	0	0	42
17t	Kittle	SF	TE	7	0	7	0	0	0	42
17t	Pollard	TEN	RB	7	6	1	0	0	0	42
17t	Bi. Robinson	ATL	RB	7	6	1	0	0	0	42
17t	Watson	GB	WR	7	0	7	0	0	0	42
17t	K. Williams	LAR	RB	7	6	1	0	0	0	42
23t	Bowers	LV	TE	6	0	6	0	0	0	36
23t	*Coleman	DEN	RB	6	6	0	0	0	0	36
23t	Collins	HOU	WR	6	0	6	0	0	0	36
23t	Corum	LAR	RB	6	5	1	0	0	0	36
23t	Diggs	WAS	WR	6	0	6	0	0	0	36
23t	Freiermuth	PIT	TE	6	1	5	0	0	0	36
23t	Gesicki	CIN	TE	6	0	6	0	0	0	36
23t	Higgins	CIN	WR	6	0	6	0	0	0	36
23t	Kamara	NO	RB	6	3	3	0	0	0	36
23t	Pickens	DAL	WR	6	0	6	0	0	0	36
23t	Washington	JAX	WR	6	0	6	0	0	0	36
23t	J. Williams	DET	WR	6	0	6	0	0	0	36
35	Golden	GB	WR	5	0	5	0	0	1	32
36t	Jeanty	LV	RB	5	1	4	0	0	0	30
36t	*E. Johnson	KC	RB	5	2	3	0	0	0	30
36t	Kelce	KC	TE	5	1	4	0	0	0	30
36t	McBride	ARI	TE	5	0	5	0	0	0	30
36t	Nacua	LAR	WR	5	1	4	0	0	0	30
36t	Samuel	SF	WR	5	1	4	0	0	0	30
42t	Evans	SF	WR	4	0	4	0	0	1	26
42t	Jefferson	MIN	WR	4	0	4	0	0	1	26
42t	Stevenson	NE	RB	4	2	2	0	0	1	26
45t	Adams	LAR	WR	4	0	4	0	0	0	24
45t	Barkley	PHI	RB	4	4	0	0	0	0	24

©2000-2026 Elias Sports Bureau Inc. All Rights Reserved.

2026 NATIONAL FOOTBALL LEAGUE

NFL LEADING SCORERS (NON-KICKING)

RANK	PLAYER	TEAM	POS	TOUCHDOWNS					X2	PTS
				TOTAL	RUSH	REC	RET	KOREC		
45t	Burden	CHI	WR	4	0	4	0	0	0	24
45t	Cooper	PHI	WR	4	0	4	0	0	0	24
45t	Douglas	NE	WR	4	0	4	0	0	0	24
45t	Fannin	CLE	TE	4	0	4	0	0	0	24
45t	Ferguson	DAL	TE	4	0	4	0	0	0	24
45t	Gordon	MIA	RB	4	4	0	0	0	0	24
45t	Hampton	LAC	RB	4	4	0	0	0	0	24
45t	Johnson	NO	TE	4	0	4	0	0	0	24
45t	A. Jones	MIN	RB	4	4	0	0	0	0	24
45t	Judkins	CLE	RB	4	4	0	0	0	0	24
45t	McMillan	CAR	WR	4	0	4	0	0	0	24
45t	Moore	BUF	WR	4	0	4	0	0	0	24
45t	Pitts	ATL	TE	4	0	4	0	0	0	24
45t	Br. Robinson	ATL	RB	4	4	0	0	0	0	24
45t	Rodriguez	JAX	RB	4	4	0	0	0	0	24
45t	Skattebo	NYG	RB	4	4	0	0	0	0	24
45t	Tucker	LV	WR	4	0	4	0	0	0	24
45t	Waller	CAR	TE	4	0	4	0	0	0	24
45t	Wilson	SEA	RB	4	3	1	0	0	0	24

©2000-2026 Elias Sports Bureau Inc. All Rights Reserved.

2026 NATIONAL FOOTBALL LEAGUE

NFL LEADING SCORERS (KICKING)

RANK	PLAYER	TEAM	PAT	FG	FG%	LONG	PTS
1	Bass	BUF	29/31	24/25	96.0%	56	101
2	Sanders	NYJ	16/17	27/30	90.0%	54	97
3	C. Little	JAX	29/30	22/24	91.7%	60	95
4t	Aubrey	DAL	31/33	20/25	80.0%	60	91
4t	Gay	LV	25/25	22/24	91.7%	59	91
4t	Shrader	IND	19/20	24/28	85.7%	59	91
7t	Fairbairn	HOU	27/27	20/21	95.2%	58	87
7t	McLaughlin	TB	21/21	22/22	100.0%	59	87
9	Reichard	MIN	14/14	24/28	85.7%	56	86
10t	Bates	DET	33/33	17/19	89.5%	56	84
10t	Boswell	PIT	18/18	22/27	81.5%	58	84
12	Ryland	ARI	17/18	22/24	91.7%	60	83
13	Santos	CHI	29/30	17/21	81.0%	58	80
14t	Szmyt	CLE	15/16	21/24	87.5%	56	78
14t	*Zvada	NYG	18/18	20/27	74.1%	56	78
16	Butker	KC	31/32	14/21	66.7%	50	73
17t	Dicker	LAC	15/15	19/21	90.5%	52	72
17t	Fitzgerald	CAR	21/26	17/19	89.5%	55	72
17t	Lutz	DEN	21/21	17/20	85.0%	53	72
17t	McPherson	CIN	33/33	13/14	92.9%	58	72
21	Slye	TEN	17/17	18/19	94.7%	56	71
22	Myers	SEA	21/23	16/19	84.2%	57	69
23t	*Smack	GB	21/24	15/21	71.4%	59	66
23t	*Stevens	WAS	15/18	17/20	85.0%	57	66
25	Pineiro	SF	36/40	8/11	72.7%	57	60
26t	Borregales	NE	24/25	11/14	78.6%	50	57
26t	Loop	BAL	18/18	13/17	76.5%	64	57
28	Folk	ATL	17/18	13/18	72.2%	51	56
29	Elliott	PHI	18/18	11/12	91.7%	58	51
30	Carlson	NO-MIA	16/18	11/15	73.3%	58	49
31	Patterson	MIA-BAL	11/12	10/12	83.3%	41	41
32t	McManus	LAR	14/14	5/5	100.0%	43	29
32t	Mevis	LAR-BAL	14/14	5/9	55.6%	48	29
34	Gonzalez	MIA	6/7	6/10	60.0%	53	24
35	Smyth	NO	5/5	6/8	75.0%	56	23
36	Moody	BAL-ATL	2/2	3/3	100.0%	53	11
37	Grupe	NYJ-LAR	0/0	1/1	100.0%	44	3
38	Evans	LAR	1/1	0/0	---	---	1

©2000-2026 Elias Sports Bureau Inc. All Rights Reserved.

2026 NATIONAL FOOTBALL LEAGUE

NFL TOUCHBACKS ON KICKOFFS

RANK	PLAYER	TEAM	TB
1	Bates	DET	15
2	Gay	LV	14
3t	Aubrey	DAL	10
3t	Fairbairn	HOU	10
3t	Loop	BAL	10
3t	Myers	SEA	10
3t	Sanders	NYJ	10
8t	C. Little	JAX	9
8t	Ryland	ARI	9
8t	Slye	TEN	9
8t	Stevens	WAS	9
12t	Boswell	PIT	8
12t	Carlson	NO-MIA	8
12t	Lutz	DEN	8
12t	McPherson	CIN	8
16t	Dicker	LAC	7
16t	Elliott	PHI	7
16t	Fitzgerald	CAR	7
16t	Pineiro	SF	7
16t	Santos	CHI	7
16t	Szmyt	CLE	7
22t	Karty	LAR	6
22t	Pinion	MIA	6
22t	Reichard	MIN	6
22t	Shrader	IND	6
26t	Butker	KC	5
26t	Smack	GB	5
28t	Doman	BUF	4
28t	McLaughlin	TB	4
28t	McManus	LAR	4
28t	Mevis	LAR-BAL	4
28t	Patterson	MIA-BAL	4
28t	Waitman	SF	4
28t	Zvada	NYG	4
35t	Bass	BUF	3
35t	Borregales	NE	3
35t	Gonzalez	MIA	3
38t	Bailey	ATL	2
38t	Evans	LAR	2
38t	Sanchez	IND	2
41	Moody	BAL-ATL	1

©2000-2026 Elias Sports Bureau, Inc. All Rights Reserved.

2026 NATIONAL FOOTBALL LEAGUE

NFL MOST YARDS FROM SCRIMMAGE

				TOTAL			RUSHING			RECEIVING		
RANK	PLAYER	TEAM	POS	YDS	PLAYS	AVG	YDS	ATT	AVG	YDS	ATT	AVG
1	Gibbs	DET	RB	1502	267	5.6	1098	222	4.9	404	45	9.0
2	Smith-Njigba	SEA	WR	1236	82	15.1	29	3	9.7	1207	79	15.3
3	Bi. Robinson	ATL	RB	1207	220	5.5	951	185	5.1	256	35	7.3
4	Cook	BUF	RB	1173	223	5.3	1060	209	5.1	113	14	8.1
5	Lamb	DAL	WR	1102	90	12.2	-6	2	-3.0	1108	88	12.6
6	Hubbard	CAR	RB	1078	219	4.9	831	188	4.4	247	31	8.0
7	Warren	PIT	RB	1068	167	6.4	747	135	5.5	321	32	10.0
8	Walker	KC	RB	1044	185	5.6	872	159	5.5	172	26	6.6
9	Irving	TB	RB	1031	210	4.9	893	185	4.8	138	25	5.5
10	McCaffrey	SF	RB	1012	169	6.0	568	127	4.5	444	42	10.6
11	Taylor	IND	RB	1006	220	4.6	760	188	4.0	246	32	7.7
12	Jeanty	LV	RB	966	185	5.2	459	134	3.4	507	51	9.9
13	Watson	GB	WR	916	52	17.6	0	0	---	916	52	17.6
14	J. Williams	DAL	RB	914	216	4.2	759	188	4.0	155	28	5.5
15	Henry	BAL	RB	895	219	4.1	793	198	4.0	102	21	4.9
16	K. Williams	LAR	RB	883	177	5.0	616	139	4.4	267	38	7.0
17	Chase	CIN	WR	878	64	13.7	0	0	---	878	64	13.7
18	Pollard	TEN	RB	874	185	4.7	738	163	4.5	136	22	6.2
19	Tuten	JAX	RB	868	179	4.8	642	158	4.1	226	21	10.8
20	Olave	NO	WR	866	68	12.7	0	0	---	866	68	12.7
21	Golden	GB	WR	859	59	14.6	6	1	6.0	853	58	14.7
22	Allen	NYJ	RB	830	165	5.0	713	144	5.0	117	21	5.6
23	Higgins	CIN	WR	824	53	15.5	0	0	---	824	53	15.5
24	Flowers	BAL	WR	823	64	12.9	38	7	5.4	785	57	13.8
25	D. London	ATL	WR	805	52	15.5	4	2	2.0	801	50	16.0
26	St. Brown	DET	WR	801	72	11.1	9	2	4.5	792	70	11.3
27	Swift	CHI	RB	797	194	4.1	627	168	3.7	170	26	6.5
28	Pickens	DAL	WR	786	58	13.6	6	1	6.0	780	57	13.7
29	Washington	JAX	WR	761	46	16.5	13	2	6.5	748	44	17.0
30	Nacua	LAR	WR	756	77	9.8	41	7	5.9	715	70	10.2
31	Nabers	NYG	WR	747	65	11.5	0	0	---	747	65	11.5
32	McMillan	CAR	WR	731	55	13.3	0	0	---	731	55	13.3
33	McBride	ARI	TE	693	88	7.9	4	1	4.0	689	87	7.9
34	C. Brown	CIN	RB	687	160	4.3	441	113	3.9	246	47	5.2
35	Burden	CHI	WR	686	60	11.4	32	9	3.6	654	51	12.8
36	Bowers	LV	TE	678	51	13.3	2	1	2.0	676	50	13.5
37	Wilson	NYJ	WR	672	53	12.7	0	0	---	672	53	12.7
38	Gordon	MIA	RB	668	151	4.4	608	138	4.4	60	13	4.6
39	A. Jones	MIN	RB	667	152	4.4	551	134	4.1	116	18	6.4
40	Corum	LAR	RB	665	116	5.7	547	103	5.3	118	13	9.1
41	Skattebo	NYG	RB	664	147	4.5	530	130	4.1	134	17	7.9
42t	*E. Johnson	KC	RB	662	95	7.0	317	71	4.5	345	24	14.4
42t	Stevenson	NE	RB	662	135	4.9	403	108	3.7	259	27	9.6
44	Hampton	LAC	RB	630	151	4.2	563	138	4.1	67	13	5.2
45	J. Williams	DET	WR	620	37	16.8	9	1	9.0	611	36	17.0
46	Likely	NYG	TE	610	56	10.9	0	0	---	610	56	10.9
47	Judkins	CLE	RB	592	151	3.9	423	126	3.4	169	25	6.8
48	Kittle	SF	TE	591	47	12.6	0	0	---	591	47	12.6
49	Kelce	KC	TE	587	42	14.0	1	1	1.0	586	41	14.3
50	Tucker	LV	WR	582	38	15.3	-6	2	-3.0	588	36	16.3

©2000-2026 Elias Sports Bureau, Inc. All Rights Reserved.

2026 NATIONAL FOOTBALL LEAGUE

NFL LEADERS IN FIRST DOWNS

RANK	PLAYER	TEAM	POS	TOTAL	RUSH	REC
1	Gibbs	DET	RB	87	71	16
2	Hubbard	CAR	RB	64	51	13
3	Cook	BUF	RB	63	56	7
4	Smith-Njigba	SEA	WR	59	2	57
5	Lamb	DAL	WR	58	0	58
6	Bi. Robinson	ATL	RB	56	48	8
7	Walker	KC	RB	53	44	9
8	Irving	TB	RB	52	45	7
9	J. Williams	DAL	RB	51	43	8
10t	Taylor	IND	RB	50	42	8
10t	Warren	PIT	RB	50	38	12
12t	Allen	NYJ	RB	49	43	6
12t	McCaffrey	SF	RB	49	31	18
12t	Olave	NO	WR	49	0	49
12t	K. Williams	LAR	RB	49	37	12
16	Henry	BAL	RB	47	42	5
17	Higgins	CIN	WR	45	0	45
18	Pollard	TEN	RB	44	40	4
19	Swift	CHI	RB	43	33	10
20	Chase	CIN	WR	42	0	42
21	Tuten	JAX	RB	41	30	11
22t	Golden	GB	WR	40	0	40
22t	Pickens	DAL	WR	40	0	40
22t	St. Brown	DET	WR	40	1	39
25t	Corum	LAR	RB	38	32	6
25t	McMillan	CAR	WR	38	0	38
27	Nacua	LAR	WR	37	2	35
28	Jeanty	LV	RB	36	18	18
29t	Bowers	LV	TE	35	0	35
29t	D. London	ATL	WR	35	0	35
29t	Skattebo	NYG	RB	35	30	5
32t	Flowers	BAL	WR	34	2	32
32t	Gordon	MIA	RB	34	32	2
32t	Hall	NYJ	RB	34	25	9
32t	Hampton	LAC	RB	34	32	2
32t	McBride	ARI	TE	34	0	34
32t	Nabers	NYG	WR	34	0	34
32t	Wilson	NYJ	WR	34	0	34
32t	Mi. Wilson	ARI	WR	34	1	33
40	Watson	GB	WR	33	0	33
41t	J. Allen	BUF	QB	31	31	0
41t	C. Brown	CIN	RB	31	20	11
41t	*E. Johnson	KC	RB	31	19	12
41t	A. Jones	MIN	RB	31	24	7
41t	Likely	NYG	TE	31	0	31
41t	Stevenson	NE	RB	31	25	6
41t	Washington	JAX	WR	31	1	30
48t	Evans	SF	WR	30	0	30
48t	Judkins	CLE	RB	30	22	8
48t	Kelce	KC	TE	30	1	29

©2000-2026 Elias Sports Bureau, Inc. All Rights Reserved.

2026 NATIONAL FOOTBALL LEAGUE

NFL PUNTING YARDS LEADERS

RANK	PLAYER	TEAM	POS	PUNTS	YARDS	LONG	AVG	TB	BLK	DWN	OB	RETURNS		IN20	NET AVG
												TOT	YDS		
1	Stout	NYG	P	42	2173	78	51.7	3	0	5	2	26	234	20	44.7
2	Araiza	KC	P	35	1785	69	51.0	6	0	5	3	13	208	14	41.6
3	Cole	LV	P	40	2029	72	50.7	4	0	7	5	17	195	15	43.9
4	Bojorquez	CLE	P	48	2393	81	49.9	3	0	4	11	22	246	16	43.5
5	Sanchez	IND	P	39	1932	61	49.5	1	1	3	1	23	233	15	42.0
6	Whelan	GB	P	40	1981	75	49.5	6	0	5	4	16	115	16	43.7
7	Evans	LAR	P	33	1623	67	49.2	5	0	2	4	15	185	10	40.5
8	Townsend	TEN	P	30	1475	65	49.2	5	0	3	4	12	113	10	42.1
9	Way	WAS	P	40	1949	60	48.7	3	0	4	0	15	143	13	43.7
10	Bailey	ATL	P	38	1846	67	48.6	4	0	1	4	14	147	16	42.6
11	Cooke	JAX	P	32	1554	60	48.6	1	0	0	6	15	141	12	43.5
12	Mann	PHI	P	53	2566	86	48.4	2	0	6	13	26	263	24	42.7
13	Fox	DET	P	32	1542	65	48.2	3	0	4	2	11	76	16	43.9
14	Johnston	PIT	P	43	2071	62	48.2	2	0	6	3	21	192	18	42.8
15	Crawshaw	DEN	P	49	2355	68	48.1	2	0	1	13	18	156	21	44.1
16	Taylor	CHI	P	29	1393	65	48.0	3	0	6	4	11	93	11	42.8
17	*Eckley	BAL	P	47	2251	62	47.9	4	0	7	6	20	212	19	41.7
18	McNamara	NYJ	P	38	1808	62	47.6	2	0	6	3	15	161	12	42.3
19	*Thorson	MIN	P	30	1420	66	47.3	1	0	5	2	11	76	18	44.1
20	Scott	LAC	P	41	1936	60	47.2	4	1	2	2	16	130	14	41.1
21	Waitman	SF	P	29	1358	61	46.8	2	0	6	1	8	65	14	43.2
22	Martin	CAR	P	36	1684	61	46.8	4	0	4	1	14	110	18	41.5
23	Anger	DAL	P	26	1213	60	46.7	1	0	2	2	10	91	14	42.4
24	Wishnowsky	NE	P	38	1766	73	46.5	3	0	8	1	12	110	18	42.0
25	Kroeger	HOU	P	42	1948	67	46.4	1	0	4	9	19	170	12	41.9
26	Ry. Wright	NO	P	38	1752	64	46.1	3	0	5	3	15	219	14	38.8
27	Dickson	SEA	P	40	1825	63	45.6	2	0	6	9	9	39	16	43.7
28	Rehkow	CIN	P	26	1171	66	45.0	1	0	2	3	11	86	15	41.0
29	Dixon	TB	P	45	2018	59	44.8	3	0	5	5	18	194	14	39.2
30	Pinion	MIA	P	30	1338	59	44.6	0	0	3	4	14	142	9	39.9
31	Gillikin	ARI	P	52	2278	63	43.8	4	0	5	4	23	175	19	38.9

©2000-2026 Elias Sports Bureau, Inc. All Rights Reserved.

2026 NATIONAL FOOTBALL LEAGUE

NFL NET PUNTING YARDS LEADERS

RANK	PLAYER	TEAM	POS	PUNTS	YARDS	LONG	AVG	TB	BLK	DWN	OB	RETURNS		IN20	NET AVG
												TOT	YDS		
1	Stout	NYG	P	42	2173	78	51.7	3	0	5	2	26	234	20	44.7
2	*Thorson	MIN	P	30	1420	66	47.3	1	0	5	2	11	76	18	44.1
3	Crawshaw	DEN	P	49	2355	68	48.1	2	0	1	13	18	156	21	44.1
4	Fox	DET	P	32	1542	65	48.2	3	0	4	2	11	76	16	43.9
5	Cole	LV	P	40	2029	72	50.7	4	0	7	5	17	195	15	43.9
6t	Dickson	SEA	P	40	1825	63	45.6	2	0	6	9	9	39	16	43.7
6t	Way	WAS	P	40	1949	60	48.7	3	0	4	0	15	143	13	43.7
6t	Whelan	GB	P	40	1981	75	49.5	6	0	5	4	16	115	16	43.7
9	Cooke	JAX	P	32	1554	60	48.6	1	0	0	6	15	141	12	43.5
10	Bojorquez	CLE	P	48	2393	81	49.9	3	0	4	11	22	246	16	43.5
11	Waitman	SF	P	29	1358	61	46.8	2	0	6	1	8	65	14	43.2
12	Johnston	PIT	P	43	2071	62	48.2	2	0	6	3	21	192	18	42.8
13	Taylor	CHI	P	29	1393	65	48.0	3	0	6	4	11	93	11	42.8
14	Mann	PHI	P	53	2566	86	48.4	2	0	6	13	26	263	24	42.7
15	Bailey	ATL	P	38	1846	67	48.6	4	0	1	4	14	147	16	42.6
16	Anger	DAL	P	26	1213	60	46.7	1	0	2	2	10	91	14	42.4
17	McNamara	NYJ	P	38	1808	62	47.6	2	0	6	3	15	161	12	42.3
18	Townsend	TEN	P	30	1475	65	49.2	5	0	3	4	12	113	10	42.1
19	Wishnowsky	NE	P	38	1766	73	46.5	3	0	8	1	12	110	18	42.0
20	Sanchez	IND	P	39	1932	61	49.5	1	1	3	1	23	233	15	42.0
21	Kroeger	HOU	P	42	1948	67	46.4	1	0	4	9	19	170	12	41.9
22	*Eckley	BAL	P	47	2251	62	47.9	4	0	7	6	20	212	19	41.7
23	Araiza	KC	P	35	1785	69	51.0	6	0	5	3	13	208	14	41.6
24	Martin	CAR	P	36	1684	61	46.8	4	0	4	1	14	110	18	41.5
25	Scott	LAC	P	41	1936	60	47.2	4	1	2	2	16	130	14	41.1
26	Rehkow	CIN	P	26	1171	66	45.0	1	0	2	3	11	86	15	41.0
27	Evans	LAR	P	33	1623	67	49.2	5	0	2	4	15	185	10	40.5
28	Pinion	MIA	P	30	1338	59	44.6	0	0	3	4	14	142	9	39.9
29	Dixon	TB	P	45	2018	59	44.8	3	0	5	5	18	194	14	39.2
30	Gillikin	ARI	P	52	2278	63	43.8	4	0	5	4	23	175	19	38.9
31	Ry. Wright	NO	P	38	1752	64	46.1	3	0	5	3	15	219	14	38.8

©2000-2026 Elias Sports Bureau, Inc. All Rights Reserved.

2026 NATIONAL FOOTBALL LEAGUE

NFL PUNT RETURN LEADERS

RANK	PLAYER	TEAM	POS	RET	FC	YDS	AVG	LONG	TD
1	Price	MIN	WR	16	16	281	17.6	86t	1
2	Covey	PHI	WR	18	6	232	12.9	41	0
3	Mims	DEN	WR	13	9	150	11.5	26	0
4	Williams	NYJ	WR	13	8	145	11.2	20	0
5	*Brown	NO	WR	21	8	220	10.5	23	0
6	T. Johnson	TB	WR	13	12	135	10.4	22	0
7	Shaheed	SEA	WR	17	20	175	10.3	32	0
8	C. Jones	NYG	WR	16	8	160	10.0	23	0
9	Raymond	CHI	WR	21	9	209	10.0	26	0
10	M. Jones	NE	CB	18	8	177	9.8	26	0
11	Dortch	BUF	WR	20	5	185	9.3	25	0
12	Wester	BAL	WR	15	12	123	8.2	24	0
13	Meyers	CIN	WR	13	7	103	7.9	31	0
14	Remigio	KC-HOU	WR	19	10	139	7.3	27	0
15	*Wetjen	PIT	WR	13	9	82	6.3	17	0

©2000-2026 Elias Sports Bureau, Inc. All Rights Reserved.

2026 NATIONAL FOOTBALL LEAGUE

NFL KICKOFF RETURN LEADERS

RANK	PLAYER	TEAM	POS	RET	YDS	AVG	LONG	TD
1	Davis	BUF	RB	13	391	30.1	70	0
2	Laube	LV	RB	32	956	29.9	95t	1
3	*McGowan	IND	RB	29	847	29.2	66	0
4	Abdullah	JAX	RB	19	549	28.9	53	0
5	Price	MIN	WR	32	912	28.5	68	0
6	Dortch	BUF	WR	25	699	28.0	58	0
7	Herbert	ATL	RB	15	419	27.9	39	0
8	Moore	GB	WR	13	353	27.2	43	0
9	K. Johnson	TB	WR	16	433	27.1	48	0
10	Shaheed	SEA	WR	18	486	27.0	39	0
11	Turpin	DAL	WR	26	695	26.7	48	0
12	Wright	MIA	RB	29	775	26.7	79	0
13	Melton	GB	WR	15	400	26.7	59	0
14	Remigio	KC-HOU	WR	17	453	26.6	44	0
15	Williams	NYJ	WR	15	398	26.5	41	0
16	Ali	BAL	RB	14	370	26.4	59	0
17	Meyers	CIN	WR	31	818	26.4	81	0
18	Noel	HOU	WR	14	369	26.4	53	0
19	Whittington	LAR	WR	12	316	26.3	34	0
20	Brooks	ARI	WR	19	499	26.3	37	0
21	Gainwell	TB	RB	13	341	26.2	40	0
22	*Brown	NO	WR	24	626	26.1	53	0
23	*Cameron	JAX	WR	18	468	26.0	46	0
24	Tyus	CAR	RB	27	697	25.8	37	0
25	Corley	CLE	WR	19	489	25.7	34	0
26	*Branch	ATL	WR	14	360	25.7	61	0
27	*Z. Thomas	CHI	WR	29	744	25.7	61	0
28	Duvernay	ARI	WR	25	641	25.6	40	0
29	Saylors	DET	RB	18	458	25.4	44	0
30	James	SF	RB	17	432	25.4	39	0
31	Dike	TEN	WR	44	1112	25.3	40	0
32	Samuel	SF	WR	15	379	25.3	45	0
33	Kiner	NE	RB	22	555	25.2	37	0
34	Vidal	LAC	RB	13	326	25.1	32	0
35	McCaffrey	WAS	WR	13	325	25.0	44	0
36	Lane	WAS	WR	12	295	24.6	36	0
37	Nwangwu	NYJ	RB	17	416	24.5	32	0
38	Davis	LAC	WR	13	318	24.5	34	0
39	*Wetjen	PIT	WR	33	805	24.4	35	0
40	T. Smith	HOU	CB	16	388	24.3	32	0
41	K. Williams	NE	WR	18	432	24.0	34	0
42	C. Jones	NYG	WR	14	333	23.8	36	0
43	Wester	BAL	WR	16	379	23.7	38	0
44	Bachman	LAR	WR	13	298	22.9	32	0

©2000-2026 Elias Sports Bureau, Inc. All Rights Reserved.

2026 NATIONAL FOOTBALL LEAGUE

NFL KICKOFF RETURN LEADERS

RANK	PLAYER	TEAM	POS	RET	YDS	AVG	LONG	TD
45	Mitchell	LAC	RB	19	426	22.4	28	0
46	Blue	PHI	RB	13	291	22.4	34	0

©2000-2026 Elias Sports Bureau, Inc. All Rights Reserved.

2026 NATIONAL FOOTBALL LEAGUE

NFL INTERCEPTION LEADERS

RANK	PLAYER	TEAM	POS	INT	YARDS	AVG	LONG	TD
1	McKinney	GB	SAF	6	46	7.7	36	0
2	Hooker	TEN-BUF	SAF	5	114	22.8	92	0
3t	Anzalone	TB	MLB	4	26	6.5	12	0
3t	Green	SF	CB	4	2	0.5	2	0
3t	Holland	NYG	SAF	4	0	0.0	0	0
3t	McCollum	TB	CB	4	18	4.5	18	0
3t	Murphy	MIN	CB	4	67	16.8	54	0
8t	Battle	CIN	SAF	3	18	6.0	11	0
8t	Douglas	WAS	CB	3	25	8.3	22	0
8t	Hunter	JAX	CB-WR	3	0	0.0	0	0
8t	Lake	LAR	SAF	3	45	15.0	45	0
8t	Lewis	JAX	CB	3	49	16.3	45	0
8t	Lloyd	CAR	LB	3	110	36.7	53	1
8t	*Masses	LV	CB	3	67	22.3	35	0
8t	*Taaffe	MIA	SAF	3	2	0.7	2	0
8t	Ward	CLE	CB	3	0	0.0	0	0
8t	E. Williams	GB	SAF	3	17	5.7	17	0
18t	Banks	NYG	CB	2	117	58.5	98t	1
18t	Blackmon	NO	SAF	2	23	11.5	21	0
18t	Bullock	HOU	SAF	2	3	1.5	3	0
18t	Byard	NE	FS	2	0	0.0	0	0
18t	C. Clark	DET	SAF	2	35	17.5	34	0
18t	Emerson	NO	CB	2	19	9.5	12	0
18t	Flott	TEN	CB	2	14	7.0	14	0
18t	Hart	LAC	CB	2	2	1.0	2	0
18t	Hopper	GB	LB	2	21	10.5	20	0
18t	Hufanga	DEN	SAF	2	66	33.0	66t	1
18t	*Igbinosun	BUF	CB	2	34	17.0	17	0
18t	*Johnson	MIA	CB	2	80	40.0	59t	1
18t	B. Jones	DEN	SAF	2	31	15.5	24	0
18t	Love	SEA	SAF	2	0	0.0	0	0
18t	McDuffie	LAR	CB	2	48	24.0	26	0
18t	McMillian	DEN	CB	2	35	17.5	35t	1
18t	Mustapha	SF	SAF	2	0	0.0	0	0
18t	Oluokun	JAX	LB	2	27	13.5	22	0
18t	Parrish	TB	CB	2	8	4.0	8	0
18t	Pierre	MIN	CB	2	28	14.0	28	0
18t	Pritchett	SEA	CB	2	50	25.0	30	0
18t	Robinson	TB	DT	2	0	0.0	0	0
18t	*Rodriguez	MIA	LB	2	44	22.0	26	0
18t	*Smith	LAC	SAF	2	1	0.5	1	0
18t	Smith	MIN	FS	2	15	7.5	15	0
18t	Smith	TB	SAF	2	23	11.5	23	0
18t	*Stukes	LV	SAF	2	26	13.0	26	0
18t	*Thieneman	CHI	SAF	2	0	0.0	0	0
18t	Williams	BUF	LB	2	0	0.0	0	0
18t	Williams	KC	CB	2	85	42.5	65	0
48t	*Abney	DET	CB	1	0	0.0	0	0
48t	Abrams-Draine	DEN	CB	1	0	0.0	0	0
48t	Adebo	NYG	CB	1	0	0.0	0	0
48t	Alford	BUF	CB	1	37	37.0	37	0
48t	Z. Anderson	MIA	SAF	1	4	4.0	4	0
48t	*Bailey	LAR	LB	1	11	11.0	11	0
48t	Baker	ARI	SS	1	15	15.0	15	0
48t	Barnes	DET	LB	1	3	3.0	3	0

©2000-2026 Elias Sports Bureau, Inc. All Rights Reserved.

2026 NATIONAL FOOTBALL LEAGUE

NFL INTERCEPTION LEADERS

RANK	PLAYER	TEAM	POS	INT	YARDS	AVG	LONG	TD
48t	J. Bates	ATL-JAX	FS	1	0	0.0	0	0
48t	Bernard	BUF	LB	1	5	5.0	5	0
48t	Blankenship	HOU	SAF	1	0	0.0	0	0
48t	Branch	DET	CB	1	0	0.0	0	0
48t	Brisker	PIT	SAF	1	10	10.0	10	0
48t	Brown	SF	SAF	1	18	18.0	18t	1
48t	Brown	JAX	CB	1	6	6.0	6	0
48t	Burke	ARI	CB	1	0	0.0	0	0
48t	Bynum	IND	SAF	1	12	12.0	12	0
48t	Campbell	CLE	CB	1	-5	-5.0	-5	0
48t	Carlies	IND	LB	1	7	7.0	7	0
48t	Carter	CIN	LB	1	6	6.0	6	0
48t	Chinn	LV	SAF	1	0	0.0	0	0
48t	*Cisse	GB	CB	1	5	5.0	5	0
48t	Cochrane	KC	LB	1	48	48.0	48	0
48t	Combs	JAX	LB	1	9	9.0	9	0
48t	E. Cooper	GB	LB	1	18	18.0	18	0
48t	Cross	WAS	SAF	1	0	0.0	0	0
48t	*Daniels	ATL	LB	1	29	29.0	29	0
48t	Dean	PIT	CB	1	40	40.0	40	0
48t	Dean	LV	LB	1	0	0.0	0	0
48t	DeJean	PHI	CB	1	25	25.0	25	0
48t	*Delane	KC	CB	1	5	5.0	5	0
48t	Delpit	CLE	SAF	1	0	0.0	0	0
48t	Diaby	TB	LB	1	1	1.0	1	0
48t	Dodson	CAR	LB	1	0	0.0	0	0
48t	*Downs	DAL	SAF	1	0	0.0	0	0
48t	*Dugger	SF	LB	1	35	35.0	35t	1
48t	Edwards	CHI	LB	1	0	0.0	0	0
48t	*Everette	PIT	CB	1	0	0.0	0	0
48t	Fitzpatrick	NYJ	FS	1	27	27.0	27	0
48t	Fulton	KC	CB	1	0	0.0	0	0
48t	Gardner-Johnson	BUF	SAF	1	41	41.0	41	0
48t	Gonzalez	NE	CB	1	0	0.0	0	0
48t	Gray	TEN	LB	1	25	25.0	25	0
48t	Hamilton	BAL	SAF	1	2	2.0	2	0
48t	Hamlin	BUF	SAF	1	0	0.0	0	0
48t	Hansen	HOU	LB	1	19	19.0	19	0
48t	Harden	CLE	CB	1	25	25.0	25	0
48t	Harris	TEN	CB	1	3	3.0	3	0
48t	*Haulcy	IND	SAF	1	2	2.0	2	0
48t	Henley	LAC	LB	1	18	18.0	18	0
48t	Hickman	CLE	SAF	1	-2	-2.0	-2	0
48t	*Jacas	NE	LB	1	11	11.0	11	0
48t	D. Jackson	CHI	LB	1	0	0.0	0	0
48t	James	DAL	LB	1	33	33.0	33	0
48t	Jobe	SEA	CB	1	0	0.0	0	0
48t	J. Johnson	CHI	CB	1	67	67.0	67t	1
48t	E. Jones	SEA	LB	1	20	20.0	20	0
48t	Jar. Jones	JAX	CB	1	31	31.0	31	0
48t	M. Jones	NE	CB	1	12	12.0	12	0
48t	Karlaftis	KC	DE	1	0	0.0	0	0
48t	De. Key	DEN	SAF	1	0	0.0	0	0
48t	Kinchens	LAR	SAF	1	33	33.0	33	0
48t	Knight	CIN	LB	1	14	14.0	14	0

©2000-2026 Elias Sports Bureau, Inc. All Rights Reserved.

2026 NATIONAL FOOTBALL LEAGUE

NFL INTERCEPTION LEADERS

RANK	PLAYER	TEAM	POS	INT	YARDS	AVG	LONG	TD
48t	Lane	JAX	SAF	1	92	92.0	92t	1
48t	Lassiter	HOU	CB	1	0	0.0	0	0
48t	Lewis	CHI	CB	1	0	0.0	0	0
48t	Lynch	CHI	DT	1	16	16.0	16	0
48t	McCreary	DET	CB	1	22	22.0	22	0
48t	Medrano	WAS	LB	1	50	50.0	50t	1
48t	Q. Mitchell	PHI	CB	1	0	0.0	0	0
48t	Moss	DEN	CB	1	3	3.0	3	0
48t	*Muhammad	CHI	CB	1	0	0.0	0	0
48t	Mukuba	PHI	SAF	1	21	21.0	21	0
48t	Newsome	NYG	CB	1	0	0.0	0	0
48t	Nixon	GB	DB	1	11	11.0	11	0
48t	*Nwankpa	KC	SAF	1	3	3.0	3	0
48t	Okada	SEA	SAF	1	0	0.0	0	0
48t	Okereke	CAR	ILB	1	3	3.0	3	0
48t	Overshown	DAL	LB	1	4	4.0	4	0
48t	Phillips	LAC	LB	1	9	9.0	9	0
48t	Pola-Mao	LV	SAF	1	0	0.0	0	0
48t	Queen	PIT	LB	1	3	3.0	3	0
48t	Reed	DET	CB	1	0	0.0	0	0
48t	*Reese	NYG	LB	1	8	8.0	8	0
48t	Rodgers	MIN	CB	1	0	0.0	0	0
48t	Simon	ARI	LB	1	0	0.0	0	0
48t	T. Simpson	BAL	LB	1	24	24.0	24	0
48t	Smith	BAL	ILB	1	1	1.0	1	0
48t	*Spears-Jennings	PIT	SAF	1	0	0.0	0	0
48t	Still	LAC	CB	1	0	0.0	0	0
48t	Stingley	HOU	CB	1	0	0.0	0	0
48t	Stutsman	NO	LB	1	1	1.0	1	0
48t	*Styles	WAS	LB	1	-1	-1.0	-1	0
48t	Tampa	BAL	CB	1	0	0.0	0	0
48t	Thomas	NYJ	CB	1	0	0.0	0	0
48t	D. Thomas	SEA	LB	1	0	0.0	0	0
48t	Thornton	CAR	CB	1	9	9.0	9	0
48t	Trader	MIA	SAF	1	14	14.0	14	0
48t	*Trotter	TB	LB	1	38	38.0	38t	1
48t	Tuipulotu	LAC	LB	1	4	4.0	4	0
48t	Van Ginkel	MIN	OLB	1	0	0.0	0	0
48t	Wallace	LAR	CB	1	26	26.0	26	0
48t	Washington	NYG	SAF	1	0	0.0	0	0
48t	Washington	BAL	DT	1	0	0.0	0	0
48t	Watson	LAR	CB	1	3	3.0	3	0
48t	Watt	PIT	OLB	1	35	35.0	35t	1
48t	Watts	ATL	SAF	1	17	17.0	17	0
48t	*Wheatley	CAR	SAF	1	17	17.0	17	0
48t	P. Wilson	PIT	LB	1	18	18.0	18	0
48t	Wingard	ARI	SAF	1	0	0.0	0	0
48t	Winters	DAL	LB	1	0	0.0	0	0
48t	Woods	NE	CB	1	0	0.0	0	0
48t	Woodson	NE	SAF	1	0	0.0	0	0

©2000-2026 Elias Sports Bureau, Inc. All Rights Reserved.

2026 NATIONAL FOOTBALL LEAGUE

NFL SACK LEADERS

RANK	PLAYER	TEAM	POS	SACKS
1	Anderson	HOU	DE	11.5
2	Rousseau	BUF	LB	10.0
3	*Bailey	NYJ	LB	9.5
4	Simmons	TEN-CHI	DT	9.0
5t	Granderson	NO	DE	8.5
5t	Van Ginkel	MIN	OLB	8.5
7t	Karlaftis	KC	DE	8.0
7t	Turner	MIN	LB	8.0
7t	Q. Williams	DAL	DT	8.0
7t	Young	NO	DE	8.0
11t	Green	BAL	LB	7.5
11t	Martin	TEN	DE	7.5
11t	Ponder	NE	LB	7.5
11t	Watt	PIT	OLB	7.5
15	Wonnum	DET	DE	7.0
16t	Mafe	CIN	DE	6.5
16t	McNeill	DET	DT	6.5
18t	Hutchinson	DET	DE	6.0
18t	N. Smith	PHI	LB	6.0
18t	Van Ness	GB	LB-DE	6.0
21t	Clowney	HOU	DE	5.5
21t	Highsmith	PIT	LB	5.5
21t	Young	LAR	LB	5.5
24t	Adebawore	IND	DT	5.0
24t	Allen	DEN	DE	5.0
24t	Bonitto	DEN	LB	5.0
24t	Booker	CHI	DE	5.0
24t	J. Carter	PHI	DT	5.0
24t	Crosby	LV	DE	5.0
24t	Lawrence	CIN	DT	5.0
24t	Murphy	SEA	DT	5.0
24t	Oweh	WAS	LB	5.0
24t	Roach	DEN	DT	5.0
24t	Robinson	MIA	LB	5.0
24t	Walker	TB	LB	5.0
24t	Wilson	MIN	LB	5.0
37t	Barmore	NE	DT	4.5
37t	Buckner	IND-SF	DT	4.5
37t	Cashman	MIN	LB	4.5
37t	*Moore	DET	DE	4.5
37t	*Reese	NYG	LB	4.5
37t	Z. Smith	ATL	DE	4.5
37t	Umanmielen	CAR	LB	4.5
44t	Allen	CIN	DT	4.0
44t	Carter	NYG	LB	4.0
44t	Gordon	CHI	CB	4.0
44t	Graham	CLE	DT	4.0
44t	Hall	SEA	LB	4.0
44t	L. Hall	HOU	DE	4.0
44t	Hunter	HOU	DE	4.0
44t	McDonald	NYJ	DE	4.0
44t	McGuire	CLE	DE	4.0
44t	Rankins	HOU	DT	4.0
44t	Sweat	CHI	DE	4.0

©2000-2026 Elias Sports Bureau, Inc. All Rights Reserved.

2026 NATIONAL FOOTBALL LEAGUE

NFL LEADERS IN FUMBLE RECOVERIES

RANK	PLAYER	TEAM	POS	TOTAL	OWN TEAM	OPP TEAM
1	Mahomes	KC	QB	8	8	0
2	Maye	NE	QB	5	5	0
3	D. Watson	CLE	QB	4	4	0
4t	Dike	TEN	WR	3	3	0
4t	Lawrence	JAX	QB	3	3	0
4t	Love	GB	QB	3	3	0
4t	Mayfield	TB	QB	3	3	0
4t	Penix	ATL	QB	3	3	0
4t	G. Smith	NYJ	QB	3	3	0
4t	Stiggers	NYJ	DB	3	2	1
11t	A. Brown	NE	WR	2	2	0
11t	Bush	CHI	LB	2	0	2
11t	Campbell	CLE	CB	2	0	2
11t	Chinn	LV	SAF	2	0	2
11t	Collins	ARI	LB	2	0	2
11t	Cousins	LV-MIN	QB	2	2	0
11t	Cox	GB	DE	2	0	2
11t	*Curry	IND	DE	2	0	2
11t	*Elarms-Orr	BUF	LB	2	0	2
11t	Etienne	NO	RB	2	2	0
11t	Fautanu	PIT	OT	2	2	0
11t	Goff	DET	QB	2	2	0
11t	Henley	LAC	LB	2	0	2
11t	J. Herbert	LAC	QB	2	2	0
11t	Hickman	CLE	SAF	2	0	2
11t	Kraft	GB	TE	2	2	0
11t	McBride	ARI	TE	2	2	0
11t	McDonald	NYJ	DE	2	0	2
11t	McDuffie	GB	LB	2	0	2
11t	Neuzil	ATL-BAL	C	2	2	0
11t	Nix	DEN	QB	2	2	0
11t	Ponder	NE	LB	2	0	2
11t	Bi. Robinson	ATL	RB	2	2	0
11t	Rodgers	PIT	QB	2	2	0
11t	Saubert	SEA	TE	2	1	1
11t	Settle	WAS	DT	2	0	2
11t	Torrence	BUF	OG	2	2	0
11t	Van Ginkel	MIN	OLB	2	0	2
11t	Walker	LV	LB	2	0	2
11t	White	WAS	RB	2	2	0
11t	Williams	CHI	QB	2	2	0
11t	J. Williams	DAL	RB	2	2	0

©2000-2026 Elias Sports Bureau, Inc. All Rights Reserved.

NFL LEADERS IN RECOVERIES OF FUMBLES BY OWN TEAM

RANK	PLAYER	TEAM	POS	REC	YARDS	AVG	LONG	TD
1	Mahomes	KC	QB	8	0	0.0	0	0
2	Maye	NE	QB	5	0	0.0	0	0
3	D. Watson	CLE	QB	4	0	0.0	0	0
4t	Dike	TEN	WR	3	0	0.0	0	0
4t	Lawrence	JAX	QB	3	0	0.0	0	0
4t	Love	GB	QB	3	0	0.0	0	0
4t	Mayfield	TB	QB	3	0	0.0	0	0
4t	Penix	ATL	QB	3	0	0.0	0	0
4t	G. Smith	NYJ	QB	3	0	0.0	0	0
10t	A. Brown	NE	WR	2	0	0.0	0	0
10t	Cousins	LV-MIN	QB	2	1	0.5	1	0
10t	Etienne	NO	RB	2	1	0.5	1	0
10t	Fautanu	PIT	OT	2	0	0.0	0	0
10t	Goff	DET	QB	2	0	0.0	0	0
10t	J. Herbert	LAC	QB	2	0	0.0	0	0
10t	Kraft	GB	TE	2	5	2.5	5	0
10t	McBride	ARI	TE	2	0	0.0	0	0
10t	Neuzil	ATL-BAL	C	2	0	0.0	0	0
10t	Nix	DEN	QB	2	0	0.0	0	0
10t	Bi. Robinson	ATL	RB	2	0	0.0	0	0
10t	Rodgers	PIT	QB	2	0	0.0	0	0
10t	Stiggers	NYJ	DB	2	3	1.5	3	0
10t	Torrence	BUF	OG	2	0	0.0	0	0
10t	White	WAS	RB	2	-6	-3.0	0	0
10t	Williams	CHI	QB	2	0	0.0	0	0
10t	J. Williams	DAL	RB	2	0	0.0	0	0

©2000-2026 Elias Sports Bureau, Inc. All Rights Reserved.

NFL LEADERS IN RECOVERIES OF FUMBLES BY OPPOSING TEAM

RANK	PLAYER	TEAM	POS	REC	YARDS	AVG	LONG	TD
1t	Bush	CHI	LB	2	0	0.0	0	0
1t	Campbell	CLE	CB	2	0	0.0	0	0
1t	Chinn	LV	SAF	2	43	21.5	43	0
1t	Collins	ARI	LB	2	0	0.0	0	0
1t	Cox	GB	DE	2	3	1.5	3	0
1t	*Curry	IND	DE	2	13	6.5	7	0
1t	*Elarms-Orr	BUF	LB	2	5	2.5	5	0
1t	Henley	LAC	LB	2	0	0.0	0	0
1t	Hickman	CLE	SAF	2	0	0.0	0	0
1t	McDonald	NYJ	DE	2	0	0.0	0	0
1t	McDuffie	GB	LB	2	0	0.0	0	0
1t	Ponder	NE	LB	2	19	9.5	19t	1
1t	Settle	WAS	DT	2	1	0.5	1	0
1t	Van Ginkel	MIN	OLB	2	7	3.5	7	0
1t	Walker	LV	LB	2	0	0.0	0	0
16t	Adams	TEN	SAF	1	-3	-3.0	-3	0
16t	Adebawore	IND	DT	1	0	0.0	0t	1
16t	Allen	CIN	DT	1	0	0.0	0	0
16t	Anderson	HOU	DE	1	2	2.0	2	0
16t	J. Bates	ATL-JAX	FS	1	36	36.0	36t	1
16t	Baun	PHI	LB	1	0	0.0	0	0
16t	Bell	DAL	SAF	1	70	70.0	70	0
16t	Benton	PIT	DT	1	0	0.0	0	0
16t	Bernard	BUF	LB	1	0	0.0	0	0
16t	Blackmon	NO	SAF	1	0	0.0	0	0
16t	Blackwell	CHI	CB	1	0	0.0	0	0
16t	Bonitto	DEN	LB	1	0	0.0	0	0
16t	Booker	CHI	DE	1	0	0.0	0	0
16t	Brents	MIA	CB	1	0	0.0	0	0
16t	Broughton	NO	DT	1	0	0.0	0	0
16t	Bruener	PIT	LB	1	2	2.0	2	0
16t	Buchanan	BAL	LB	1	0	0.0	0	0
16t	Buckner	IND-SF	DT	1	0	0.0	0	0
16t	Bullock	HOU	SAF	1	0	0.0	0	0
16t	Burke	ARI	CB	1	0	0.0	0	0
16t	Campbell	DET	LB	1	12	12.0	12	0
16t	Cashman	MIN	LB	1	0	0.0	0	0
16t	Cochrane	KC	LB	1	0	0.0	0	0
16t	Conner	KC	DB	1	0	0.0	0	0
16t	Cook	CIN	SAF	1	0	0.0	0	0
16t	Crosby	LV	DE	1	0	0.0	0	0
16t	Cross	WAS	SAF	1	15	15.0	15	0
16t	*Daniels	ATL	LB	1	0	0.0	0	0
16t	D. Davis	NYJ	OLB	1	0	0.0	0	0
16t	Davis	CHI	WR	1	0	0.0	0	0
16t	Deablo	ATL	LB	1	0	0.0	0	0
16t	Dean	LV	LB	1	0	0.0	0	0
16t	*Delp	NO	TE	1	0	0.0	0	0
16t	*Dennis-Sutton	GB	LB	1	0	0.0	0	0
16t	Dexter	ATL	DT	1	0	0.0	0	0
16t	Dodson	CAR	LB	1	0	0.0	0	0
16t	Donald	LAR	DE-DT	1	0	0.0	0	0
16t	*Everette	PIT	CB	1	0	0.0	0	0
16t	Fehoko	ARI	WR	1	0	0.0	0	0
16t	Fitzpatrick	NYJ	FS	1	20	20.0	20	0

©2000-2026 Elias Sports Bureau, Inc. All Rights Reserved.

NFL LEADERS IN RECOVERIES OF FUMBLES BY OPPOSING TEAM

RANK	PLAYER	TEAM	POS	REC	YARDS	AVG	LONG	TD
16t	Gaines	BUF	DT	1	0	0.0	0	0
16t	Gilman	KC	SAF	1	2	2.0	2	0
16t	*Golday	MIN	LB	1	0	0.0	0	0
16t	Greenlaw	SF	LB	1	0	0.0	0	0
16t	*Hall	CAR	DT	1	0	0.0	0	0
16t	Hall	SEA	LB	1	0	0.0	0	0
16t	*Halton	SF	DT	1	0	0.0	0t	1
16t	Hamilton	JAX	DT	1	0	0.0	0	0
16t	Hampton	CAR	LB	1	0	0.0	0	0
16t	*Harris	IND	CB	1	0	0.0	0	0
16t	Harrison	NYG	LB	1	0	0.0	0	0
16t	Henderson	ATL	CB	1	0	0.0	0	0
16t	Hines-Allen	JAX	DE	1	0	0.0	0	0
16t	Holland	NYG	SAF	1	0	0.0	0	0
16t	Howden	NO	SAF	1	0	0.0	0	0
16t	Humphrey	BAL	CB	1	0	0.0	0	0
16t	Huntington	CLE	DE	1	5	5.0	5	0
16t	Incoom	CAR	LB	1	0	0.0	0	0
16t	James	DAL	LB	1	11	11.0	11	0
16t	T. Jefferson	LAC	SS	1	0	0.0	0	0
16t	Jobe	SEA	CB	1	0	0.0	0	0
16t	An. Johnson	JAX	SAF	1	42	42.0	42	0
16t	T. Johnson	LV	CB	1	0	0.0	0	0
16t	W. Johnson	ARI	CB	1	0	0.0	0	0
16t	B. Jones	DEN	SAF	1	0	0.0	0	0
16t	Ch. Jones	KC	DE	1	0	0.0	0	0
16t	J. Jones	MIN	WR	1	0	0.0	0	0
16t	Joseph-Day	PIT	DT	1	0	0.0	0	0
16t	Kancey	TB	DT	1	32	32.0	32t	1
16t	Kieft	TB	TE	1	0	0.0	0	0
16t	Knight	CIN	LB	1	27	27.0	27t	1
16t	Knowles	TB	DB	1	0	0.0	0	0
16t	Lawrence	SEA	LB	1	0	0.0	0	0
16t	Lawrence	CIN	DT	1	8	8.0	8	0
16t	*Lee	CAR	CB	1	0	0.0	0	0
16t	Lenoir	SF	CB	1	17	17.0	17	0
16t	Luvu	WAS	LB	1	0	0.0	0	0
16t	Mafe	CIN	DE	1	0	0.0	0	0
16t	McCloud	CHI	CB	1	0	0.0	0	0
16t	McCollum	TB	CB	1	0	0.0	0	0
16t	McFadden	NYG	LB	1	0	0.0	0	0
16t	McLeod	JAX	LB	1	0	0.0	0	0
16t	McMillon	CLE	SAF	1	0	0.0	0	0
16t	Melifonwu	TB	SAF	1	4	4.0	4	0
16t	Molden	LAC	CB	1	0	0.0	0	0
16t	Murphy	LAC	LB	1	0	0.0	0	0
16t	Mustapha	SF	SAF	1	1	1.0	1	0
16t	Myers	NYJ	C	1	0	0.0	0	0
16t	Neal	SF	DB	1	0	0.0	0	0
16t	Newton	CIN	CB	1	0	0.0	0	0
16t	Okereke	CAR	ILB	1	0	0.0	0	0
16t	Oliver	BUF	DT	1	0	0.0	0	0
16t	Omenihu	WAS	DE	1	0	0.0	0	0
16t	O'Toole	SEA	LB	1	0	0.0	0	0
16t	*Overton	DAL	DT	1	0	0.0	0	0

©2000-2026 Elias Sports Bureau, Inc. All Rights Reserved.

NFL LEADERS IN RECOVERIES OF FUMBLES BY OPPOSING TEAM

RANK	PLAYER	TEAM	POS	REC	YARDS	AVG	LONG	TD
16t	Oweh	WAS	LB	1	0	0.0	0	0
16t	*Perkins	ATL	LB	1	0	0.0	0	0
16t	Phillips	NYJ	DT	1	0	0.0	0	0
16t	Phillips	CAR	LB	1	3	3.0	3	0
16t	Pitre	HOU	SAF	1	0	0.0	0	0
16t	Porter	LV	CB	1	0	0.0	0	0
16t	Reaves	WAS	DB	1	0	0.0	0	0
16t	*Reese	NYG	LB	1	0	0.0	0	0
16t	Revel	DAL	CB	1	-3	-3.0	-3	0
16t	Robinson	MIA	LB	1	11	11.0	11	0
16t	Robinson	DEN	LB	1	0	0.0	0	0
16t	Rodgers	MIN	CB	1	0	0.0	0	0
16t	Rousseau	BUF	LB	1	0	0.0	0	0
16t	Sanker	NO	SAF	1	87	87.0	87t	1
16t	Saubert	SEA	TE	1	0	0.0	0	0
16t	Scott	CAR	SAF	1	0	0.0	0	0
16t	Sherwood	NYJ	LB	1	0	0.0	0	0
16t	Sigle	SF	SAF	1	0	0.0	0	0
16t	Simmons	TEN-CHI	DT	1	0	0.0	0	0
16t	T. Simpson	BAL	LB	1	0	0.0	0	0
16t	Skowronek	PIT	WR	1	0	0.0	0	0
16t	Slaton	CIN	DT	1	0	0.0	0	0
16t	Sneed	KC	CB	1	0	0.0	0	0
16t	Speights	LAR	LB	1	1	1.0	1	0
16t	Starks	BAL	SAF	1	0	0.0	0	0
16t	Stephens	NYJ	CB	1	0	0.0	0	0
16t	Stiggers	NYJ	DB	1	0	0.0	0	0
16t	Stokes	LV	CB	1	0	0.0	0	0
16t	Strnad	DEN	LB	1	0	0.0	0	0
16t	Tampa	BAL	CB	1	0	0.0	0	0
16t	*Bry. Thomas	JAX	DE	1	0	0.0	0	0
16t	Togiai	HOU	DT	1	0	0.0	0	0
16t	Tranquill	KC	LB	1	0	0.0	0	0
16t	Tremayne	CAR	WR	1	0	0.0	0	0
16t	Tuipulotu	LAC	LB	1	0	0.0	0	0
16t	Turner	MIN	LB	1	0	0.0	0	0
16t	Tuttle	WAS	DT	1	0	0.0	0	0
16t	*Underwood	PHI	LS	1	0	0.0	0	0
16t	Wallace	NYJ	LB	1	0	0.0	0	0
16t	Warner	SF	MLB	1	0	0.0	0	0
16t	Watt	PIT	OLB	1	0	0.0	0	0
16t	White	SF	DE	1	0	0.0	0	0
16t	Williams	BUF	LB	1	0	0.0	0	0
16t	E. Williams	GB	SAF	1	0	0.0	0	0
16t	P. Wilson	PIT	LB	1	0	0.0	0	0
16t	Winston	TEN	SAF	1	0	0.0	0	0
16t	Winters	DAL	LB	1	5	5.0	5	0
16t	Wonnum	DET	DE	1	0	0.0	0	0
16t	Woods	CHI	FS	1	0	0.0	0	0
16t	Woodson	NE	SAF	1	0	0.0	0	0
16t	Young	LAR	LB	1	0	0.0	0	0
16t	Young	NO	DE	1	27	27.0	27	0

©2000-2026 Elias Sports Bureau, Inc. All Rights Reserved.

2026 NATIONAL FOOTBALL LEAGUE

NFL OFFENSIVE RANKS

BAL	BUF	CIN	CLE	DEN	HOU	IND	JAX	KC	LAC	LV	MIA	NE	NYJ	PIT	TEN		ARI	ATL	CAR	CHI	DAL	DET	GB	LAR	MIN	NO	NYG	PHI	SEA	SF	TB	WAS
13	4	6	21	28	11	30	9	1	26	19	31	12	20	23	27	**TotYd/G**	25	17	10	8	7	3	14	5	29	22	16	32	15	2	24	18
11	5	3	20	26	10	31	6	2	27	19	24	9	17	23	22	**TotYd/P**	30	12	15	14	7	4	13	8	29	28	21	32	16	1	25	18
9	2	30	24	25	26	15	14	5	10	31	17	13	18	16	23	**RusYd/G**	27	6	21	3	20	8	32	7	22	28	19	29	12	4	1	11
6	8	24	26	28	29	16	21	2	12	31	13	19	15	5	10	**RusAvg**	20	4	18	14	17	9	32	7	22	27	25	30	23	3	1	11
20	12	1	18	25	7	30	10	4	29	11	31	13	21	22	26	**PasYd/G**	23	24	9	14	2	5	3	8	27	16	15	28	17	6	32	19
15	5	2	19	22	8	31	3	4	27	14	24	7	16	28	23	**PasAvg**	29	18	17	12	9	6	10	13	26	25	20	32	11	1	30	21
18	26	11	6	8	2	29	20	3	31	21	23	30	5	9	15	**%PasInt**	19	32	13	27	7	4	14	24	22	17	16	12	25	10	28	1
22	15	5	31	2	7	20	8	3	32	9	29	21	27	24	10	**Sac/PasP**	19	11	25	12	1	13	14	4	26	18	23	28	17	6	30	16
20	3	4	26	18	11	28	10	8t	29	17	30	15	19	16	27	**1D/G**	22	25	7	8t	1	5	24	2	31	14	12t	32	12t	6	21	23
16	8	1	25	31	12	29	4	9t	27	6	19	14	18	22t	30	**3D Eff**	24	28	22t	5	3	11	20	9t	21	7	17	26	13	2	15	32
23	1	8t	29	5	30	16	15	14	27	25	24	3	17	12	18	**4D Eff**	20t	31t	19	13	8t	6	11	8t	20t	7	2	28	20t	4	31t	26
24	18t	29	18t	11	23	25t	30	31	15	3	9t	14	8	25t	4	**PR Avg**	28	21	6	16	22	7	2	27	1	12	17	5	20	32	13	9t
17	3	15	9	14	22	5	4	8	30	1	13	26	20	31	23	**KR Avg**	10	12	27	25	16	24	11	29	2	28	21	32	6	18	7	19
17	19	29	4	15	24	12	9	2	27	3	31	23	18	14	10	**GPunAvg**	32	8	21	16	22	13	5	6	25	26	1	11	28	20	30	7
22	8	27	10	2	21	20	9	23	26	4	30	19	18	12	25	**NPunAvg**	31	15	24	13	17	3	5t	28	16	32	1	14	5t	11	29	5t
19	2	3	27	13	9	26	6	7	30	11	32	18	24	22	25	**Pts/G**	29	23	10	8	4	5	14t	12	28	21	14t	31	16t	1	16t	20
21t	2	5	14	17t	3	15t	6t	32	10	6t	28t	24	11	20	4	**FG%**	6t	25	12t	21t	23	12t	30	27	15t	31	26	6t	19	28t	1	17t

NFL DEFENSIVE RANKS

BAL	BUF	CIN	CLE	DEN	HOU	IND	JAX	KC	LAC	LV	MIA	NE	NYJ	PIT	TEN		ARI	ATL	CAR	CHI	DAL	DET	GB	LAR	MIN	NO	NYG	PHI	SEA	SF	TB	WAS
18	11	19	16	28	13	25	9	5	21	30	17	23	14	10	32	**TotYd/G**	26	29	20	7t	31	15	12	3	2	27	7t	22	1	6	4	24
20	9	22	10	15	11	29	17	3	25	31	21	27	16	13	30	**TotYd/P**	26	24	18	28	32	8	4	5	2	23	7	14	1	6	12	19
14	8	22	24	23	10	29	5	9	17	31	18	13	30	3	25	**RusYd/G**	27	20	26	7	32	6	16	11	15	28	19	21	4	1	2	12
6	15	31	27	28	8	29	7	5	12	30	9	17	22	4	19	**RusAvg**	20	23	26	25	32	13	14	10	18	21	24	16	1	2	3	11
15	19	11	6	24t	23	14	16	7	21	26	9t	29	4	24t	32	**PasYd/G**	20	30	9t	12	28	27	8	3	2	18	5	17	1	22	13	31
24	10	13	5	6	14	28	18	7	29	31	27	26	15	17	32	**PasAvg**	30	21	11	22	25	9	3	8	2	23	4	16	1	12	19	20
26	15t	24	17	13	23	29	3	19t	9t	12	5	14	32	18	8	**%PasInt**	27	31	19t	9t	28	21	2	7	4	25	6	30	11	15t	1	22
19	21	9	13	12	3	15	29	25	30	16	26	10	5	8	20	**Sac/PasP**	17	24	31	2	14	4	11	18	1	6	23	22	7	32	28	27
14	18t	20	15t	27t	7	12	6	11	18t	31	15t	13	26	9t	32	**1D/G**	29	21	27t	2	30	25	24	4t	3	23	8	17	1	9t	4t	22
10	7	31	13	20	12	8	3	9	16t	28	30	18	23	6	27	**3D Eff**	24	19	29	1	32	25	22	2	5	26	14	15	4	21	11	16t
26	22t	5t	1	16	17	8t	12	3t	29	19t	31t	13t	22t	24	28	**4D Eff**	13t	21	8t	3t	19t	25	10	2	18	7	5t	27	31t	15	11	30
25	17	6	28	11	12	21	18	32	8t	29	22	16	26	15	23	**PR Avg**	4	24	7	10	14	2	3	30	5	31	13	20	1	8t	27	19
31	22	16	17	9	28	19	30	27	6	10	32	15	23	26	5	**KR Avg**	14	13	2	3	1	4	21	29	18	11	7	12	25	24	8	20
23	28	8	3	11	18	16	24	7	5	19	31	20	29	26	2	**GPunAvg**	4	17	6	32	14	1	15	27	21	13	12	30	10	22	9	25
28	14	12	17	11	19	32	30	21	7	29	20	5	15	26	1	**NPunAvg**	18	24	2	13	8	10	6	27	4	3	23	9	16	31	22	25
26	9	13	14t	11	17	28	3	2	25	32	21	19	22	7	30	**Pts/G**	31	24	27	6	29	14t	16	5	1	23	12	18	4	8	10	20
27	11	24	14t	5	2	10	21t	32	19	12t	14t	8	28t	14t	20	**FG%**	30	6t	28t	6t	31	1	26	23	4	25	9	21t	12t	14t	18	3
23t	4	5	21	11	10	28	1	3	31	23t	29t	19	25	15	29t	**PPG Diff**	32	26	18	7	13	6	17	8	12	22	16	27	9	2	14	20
14	5	9	21	29	10	30	8	3	25	27	26	15	19	18	32	**Yd/G Diff**	28	23	12	6t	20	6t	13	1	17	24	11	31	2	4	16	22

©2000-2026 Elias Sports Bureau, Inc. All Rights Reserved.



OFF THE FIELD

FRONT OFFICE & COACHING STAFF

PLAYER BIOS

ROSTER BREAKDOWN

2025 EAGLES STATISTICS

RECORD BOOK

NFL STATISTICS

OFF THE FIELD

GOLD STAR GAMERS

TUESDAY, NOVEMBER 17

The Eagles and Janney teamed up with Gold Star Gamers on Tuesday, November 17, to host a game night at Lincoln Financial Field for children from military families who have lost a loved one.

Hosted in the Janney Tunnel Club, the event provided children with an opportunity to connect with one another through video games. Eagles players, SWOOP, and Eagles Cheerleaders were in attendance to help make the evening extra special.

Janney's Military Affinity Employee Resource Group supports veterans and military families year-round.









EAGLES AUTISM FOUNDATION

Established in September 2019, the Eagles Autism Foundation was formed to centralize the team's autism activities into one organization and to strengthen its charitable mission of assisting individuals and families affected by autism. Led by Chairman and CEO Jeffrey Lurie, the team's commitment to raising funds for cutting-edge autism research and care programs has grown exponentially, raising more than $56 million since launching the Eagles Autism Challenge in May 2018.

The Centers for Disease Control and Prevention estimates that one in 31 people living in the United States are on the autism spectrum. While it has become one of the fastest-growing developmental disorders in the country, autism has historically been underfunded, misunderstood, and under-researched.

By delivering the necessary resources to leading institutions, and through year-round fundraising efforts that inspire and engage the community, the Eagles Autism Foundation is turning awareness into action.







LURIE AUTISM INSTITUTE

Jeffrey Lurie and his family donated a $50 million gift to Children's Hospital of Philadelphia (CHOP) and Penn Medicine in June 2025 to launch the Lurie Autism Institute.

It is the largest single donation to U.S. academic medical centers focused on autism research across the lifespan.

The Lurie family's investment strategically leverages CHOP and Penn Medicine's strengths in autism research and translation to seek answers to the most challenging and important questions around autism.

This first-of-its-kind Institute aims to be a global hub for autism research that connects scientists, clinicians, families, students, and donors.

Powered by CHOP and Penn Medicine's long history of partnering on transformative breakthroughs for the care of both children and adults, the Lurie Autism Institute is poised to make fresh discoveries that will reshape how we understand and treat autism.

Through his family's unprecedented $50 million gift to help launch the Lurie Autism Institute and the $56 million raised by the Eagles Autism Foundation, Lurie's philanthropic impact has contributed more than $100 million to the global autism research and care community.

In July 2026, as part of ESPYS Week, Lurie was presented with the distinguished Stuart Scott ENSPIRE Award for his lifelong commitment to supporting individuals and families affected by autism.



Eagles Autism Challenge

presented by Lincoln Financial

Saturday, May 8, 2027



$56 Million+ Raised Since 2018



The Eagles Autism Challenge presented by Lincoln Financial is a one-day bike ride and family-friendly 5K run/walk that donates 100% of participant-raised funds to institutions conducting innovative autism research and care.

The event features the Wawa Hoagie 10-Mile Ride, the FreedomPay 5K Run/Walk, and the West Sensory Walk, which offers families and participants a shorter, sensory-friendly course around the perimeter of Lincoln Financial Field.

Participants return to a post-ride celebration, co-presented by West, featuring family-friendly activations, catering, hospitality, an awards ceremony, and closing remarks from Jeffrey Lurie.

Since the inaugural event in 2018, more than 240,000 donations have contributed to the $56 million raised through the Eagles Autism Foundation.

















SCIENTIFIC REVIEW PANEL

Institutions around the globe are invited to submit proposals every year to the Eagles Autism Foundation for grant research funding. Each project is carefully reviewed by an independent team of scientists who have demonstrated a clear and steadfast commitment to autism research, services, and programs.

Research proposals are evaluated by Dr. Emanuel DiCicco-Bloom, the lead scientific advisor from the Rutgers Health Robert Wood Johnson Medical School, and a team of investigators who are individually selected based on the areas represented in the proposals.

Due in large part to proceeds raised by the Eagles Autism Challenge, a total of 223 research projects and community grants that specialize in treating and caring for those in the autism community have been funded.

EAGLES SENSORY ROOMS

On August 4, 2019, the Eagles became one of the first sports franchises to build a state-of-the-art sensory room in its home venue.

Certified by KultureCity as a sensory-inclusive stadium, Lincoln Financial Field's Eagles Sensory Room presented by Children's Hospital of Philadelphia (CHOP) promotes a calm and supportive environment for guests and fans with sensory challenges.

In 2024, the Mobile Sensory Unit was introduced in partnership with CHOP and KultureCity to provide another resource for individuals with sensory needs. In addition, Lincoln Financial Field has trained staff to assist guests and provides sensory bags, visual schedules, and inclusion resources generously sponsored by the Five Below Foundation.







SENSORY RESOURCES

In May 2026, the Eagles Autism Foundation partnered with Tork, an Essity brand, to expand accessibility efforts at Lincoln Financial Field. Three Lower Suites restrooms located near the stadium's sensory room underwent a series of major renovations to better serve guests of all abilities.

Upgraded restrooms now feature adult changing tables, higher urinal and stall dividers for enhanced privacy and comfort, warm lighting and soothing music to build a calming ambiance, and more enhanced accessibility features.





INCLUSION AT SUPER BOWL LX

After setting the standard at Super Bowl LIX, the Eagles Autism Foundation delivered inclusion and accessibility on the NFL's biggest stage at Super Bowl LX with the All Abilities football clinic.

In collaboration with KultureCity and Toyota, the All Abilities Clinics presented by Nouryon were built into the NFL Super Bowl Experience at the Moscone Center.

Trained volunteers from UC Berkeley and UC San Francisco provided real-time assistance for the 300 attendees.

EAGLES RADIOTHON

PRESENTED BY Green Family Foundation FIRSTRUST BANK IN PARTNERSHIP 94WIP

The Eagles Radiothon presented by Firstrust Bank and The Green Family Foundation is a multi-day auction held on SportsRadio 94WIP that offers fans the opportunity to bid on exclusive sports and entertainment experiences involving their favorite Eagles players and 94WIP radio personalities.

EAGLES HUDDLE UP FOR AUTISM

Children's Hospital of Philadelphia

Eagles Huddle Up for Autism is an annual event designed specifically for guests with autism and developmental disabilities. Since 2009, Huddle Up has raised more than $1.25 million for the Center for Autism Research at Children's Hospital of Philadelphia

EAGLES AUTISM FOUNDATION RAFFLE

PRESENTED BY LINE SERVICES EMPATHY · INTEGRITY · ACCOUNTABILITY

Through the Eagles Autism Foundation 50/50 Raffle presented by WBE Line Services, one lucky fan at every Eagles home game walks away a winner, with the other half supporting the Eagles Autism Foundation. The largest jackpot in 2025 – $309,930 – occurred during the home opener.







EAGLES AUTISM FOUNDATION PRACTICE JERSEYS

The Eagles dedicate a training camp practice each season to the Eagles Autism Foundation by wearing specially designed jerseys to elevate the Foundation's platform and showcase the team's commitment of turning autism awareness into action.

The exclusive, one-of-a-kind jerseys feature Energy Green numbers and nameplates, along with the Eagles Autism Foundation logo prominently displayed on the shoulder.

Each jersey is signed by the player who wore it and is then auctioned through the annual Eagles Radiothon.







NFL MY CAUSE MY CLEATS

My Cause My Cleats is an NFL initiative that empowers players to showcase their commitment to the causes they support through creative artwork and custom designs on their game cleats.





TRAINING CAMP PUBLIC PRACTICE

The Eagles Training Camp practice at Lincoln Financial Field is open to the public and serves as a vehicle to drive critical funds for autism research and care. All ticket, yard sale, and merchandise proceeds benefit the Eagles Autism Foundation.



TEAM 62 AT THE OCEAN DRIVE

To help raise funds for the Eagles Autism Foundation, Eagles Legend Jason Kelce hosts an annual celebrity bartending event at the Ocean Drive in Sea Isle City, NJ. Through its first six years, the event has raised more than $3.69 million for cutting-edge autism research and care programs.



NEURODIVERSE GAMEDAY STAFF

To further the team's ongoing commitment to creating employment opportunities for the autism community, the Eagles Autism Foundation matches skills and abilities with the most appropriate gameday roles. Resources are provided to the more than 40 individuals involved in the employment program.



ALL ABILITIES CLINICS

The All Abilities Clinics presented by Nouryon consist of football, cheer, and drum classes that are designed to promote accessibility for all. STEM clinics presented by Bentley Systems are also available as an additional option for those who wish to participate alongside their peers. The experience includes trained volunteers, smaller group sizes, a visual schedule, and quiet spaces.









As proud Philadelphians who take their responsibility to the community seriously, the Eagles believe there is no offseason to good citizenship.

Since Jeffrey Lurie became Chairman and CEO in 1994, the Eagles have been a constant presence in the community. Their commitment to supporting the Greater Philadelphia region – and Eagles fans everywhere – authentically presents itself in everything the team does off the field. Under Lurie's leadership, and by leveraging their platform as a professional sports team, the Eagles set out to inspire, motivate, and effect change.

By leveling the playing field for children of all ages and backgrounds, forming collaborative partnerships with area-based nonprofits, providing grants to social justice organizations, and more, the Eagles are giving back in tangible ways that have the power to positively impact the lives of individuals everywhere.

The team takes great pride in serving its fans, local nonprofits, and the region at large, because to the Eagles, making the community proud is just as important off the field as it is on it.



COMMUNITY TUESDAYS



During the NFL season, Tuesdays are typically designated as off-days for the players.

Many of them use this opportunity to give back to residents of the Greater Philadelphia region through the Eagles Care Community Tuesday initiative.

Eagles players visit Children's Hospital of Philadelphia, elementary schools, food pantries, retirement facilities, Eagles Care partners, and more.

EAGLES CARE

EAGLES CARE

The Eagles Care initiative, built off the belief that strong nonprofits build strong communities, connects the team with local organizations and works to strengthen each partner's impact on the community.

Through these partnerships, the Eagles devote their attention, support, and resources to ensure that each group's work is being amplified. Since 2013, the team has welcomed 32 organizations to the Eagles Care family.

PLAYGROUND BUILD



The annual Playground Build transforms Philadelphia schoolyards into safe and supportive environments for students to play, learn, and dream.

The Eagles partner with Mural Arts Philadelphia to bring beauty, creativity, and opportunity to public schools in need across the city.

Enhancements include murals, new benches and tables, all-inclusive play structures, and colorful gardens.

A FAN OF CHANGE

In 2018, the Eagles Social Justice Fund was established as a collaborative effort between players and club executives to reduce barriers to equal opportunity, with a focus on education, community and police relations, criminal justice reform, and other initiatives addressing poverty, racial equality, and workforce development in the Greater Philadelphia area.

Now known as A Fan of Change, the initiative has granted nearly $2.9 million to organizations working to build stronger, safer, and more resilient communities. Through awareness, investment, player engagement, and community and fan activation, the Eagles support efforts across four key pillars: youth sports, violence prevention, mental health support, and mentorship.







YOUTH FOOTBALL

The Eagles are dedicated to inspiring the next generation of Eagles fans by increasing participation in youth football across the Greater Philadelphia area.

The team accomplishes this through program development, equipment donations, and financial support. League platforms (NFL PLAY 60, NFL FLAG, Eagles Football Academy, 7v7 Tournaments) and grassroots partnerships (Leveling the Playing Field, Every Kid Sports, Positive Coaching Alliance) ensure that the game is being taught properly and setting the next generation up for success on the field.





"FLYING FORWARD" WITH INNOVATION









As part of the team's ongoing commitment to address the disparities in sports equipment for young female athletes, the Eagles and Operation Warm's FLY:FWD sports bra line has made it possible for girls of all ages in the Philadelphia area to compete at the highest level.

Launched in 2023, the FLY:FWD line has been designed specifically for young girls and women competing in sport. The idea to manufacture the innovative product line was originally put into place upon learning that the lack of female sports equipment, specifically sports bras, is a major barrier to entry and can keep young girls from joining and remaining in sports.

The Eagles were the first NFL team to support female athletes through the donation of sports bras.









GIRLS FLAG FOOTBALL

To support female participation in sport, the Eagles launched the state's first girls high school flag football league in 2022, featuring schools from the Philadelphia Public and Catholic Leagues.

Today, the Eagles Girls Flag Football League has more than 1,600 participants across Southeastern Pennsylvania and Southern New Jersey.

In September 2024, history was made when the Pennsylvania Interscholastic Athletic Association (PIAA) unanimously declared girls flag football an officially sanctioned sport in the Commonwealth of Pennsylvania. Two years later, in May 2026, the New Jersey State Interscholastic Athletic Association (NJSIAA) voted to sanction girls flag football as well, a decision that was made in large part to the team's promotional efforts in the tri-state area.

The Eagles' support of girls flag football also includes the facilitation of learn-to-play, coaching, and officiating clinics, a girls flag sports performance combine, girls flag jamborees, and the girls flag championships, which have been hosted at the Jefferson Health Training Complex and Lincoln Financial Field.

The team has holistically supported the expansion of girls flag football over the years by meeting a variety of needs to help grow the game.

YOUTH FOOTBALL ACADEMY

Held at locations across Pennsylvania and New Jersey, the Eagles Youth Football Academy is designed for all skill levels and delivers the ultimate Eagles youth football experience. Participants receive instruction and training from Eagles players, team legends, and Eagles Youth Football Academy staff at numerous locations throughout the year.

HIGH SCHOOL COACH OF THE WEEK

High school football coaches from the tri-state region are recognized each week during the season for their character, integrity, community support, commitment to player health and safety, and on-field success. Honorees are then considered for the Eagles High School Coach of the Year Award and the national Don Shula NFL High School Coach of the Year Award.

MOBILE JUNIOR PRO CLINICS

Mobile Junior Pro is an introductory level football clinic for elementary and middle school-aged children. The clinics emphasize skill development and fundamentals, aiming to introduce the sport of football in a fun and engaging way. Clinics often travel to schools, making them accessible to a wide range of children and feature appearances by Eagles players and team legends.









The bond shared between the Eagles and their fans has always been special. It is a relationship that has existed for generations and is one that continues to grow stronger with each passing year.

The Eagles, inspired by the year-round support they receive, make it a priority to connect with their global fanbase through unique experiences and programs.

Annual events like Yoga on the Field, youth football and junior cheer clinics, Kids Club activities, the fantasy football draft party, and Eagles Training Camp public practices, among others, have brought fans and their families closer to the team. These touchpoints have even expanded internationally through the NFL's Global Markets Program, where the team has built brand awareness and fandom in Australia, Brazil, Ghana, and New Zealand.

On and off the field, throughout the year, in Philadelphia and beyond, the Eagles are proud to celebrate their fans in a variety of ways.

YOGA ON THE FIELD



EAGLES KIDS CLUB



YOUTH FOOTBALL CLINICS



JUNIOR CHEER CLINICS



HIGH SCHOOL FOOTBALL SHOWDOWN



RUN THE STEPS



GLOBAL MARKETS PROGRAM



FANTASY FOOTBALL DRAFT PARTY





GO GREEN





The Eagles' sustainability journey began in 2003 with the opening of Lincoln Financial Field. Since then, the team's Go Green initiative has transformed into a company-wide, internationally recognized program that works year-round to reduce the organization's carbon footprint in an environmentally friendly way.

With the help of partners and fans, the Eagles have developed a multi-operational action plan that incorporates green energy production, recycling, composting, energy efficiency, ocean conservation, and reforestation, among other ventures.

The Eagles, who wear the color "green" with pride, are committed to serving as proud environmental stewards for a community that gives so much to them throughout the year.

PARTNERS IN SUSTAINABILITY

aramark · The Bellwether District AN HRP PROJECT · Braskem · Hoffman's Exterminating Co., Inc. · Imperial Brady · nrg · RICOH · SEPTA · TORK · TOYOTA · WasteMasters Solutions · West

"SUSTAINABLE" SUCCESS

In November 2025, the Eagles and the National Marine Sanctuary Foundation teamed up to support the National Oceanic and Atmospheric Administration's Stellwagen Bank National Marine Sanctuary Shearwater Tagging Project. The "Birds Supporting Birds" initiative studies great shearwater seabirds for their role as indicators of ecosystem health and climate impacts.

In June 2024, Lincoln Financial Field received LEED Platinum status – the highest of all LEED certifications – from the U.S. Green Building Council for its commitment to operational sustainability. Through design, construction, and operational practices that improve environmental and human health, LEED-certified buildings are helping to make the world a more sustainable place.

In September 2020, Lincoln Financial Field achieved Global Biorisk Advisory Council (GBAC) STAR accreditation. Under the guidance of GBAC, a Division of ISSA, the worldwide cleaning industry association, Lincoln Financial Field was recognized for implementing stringent protocols in the areas of cleaning, disinfection, and infectious disease prevention.

SUSTAINABILITY & ENVIRONMENTAL BIRDSEED

- First NFL stadium to recycle beverage containers through the utilization of reverse vending machines
- First professional sports team in Philadelphia to switch from plastic straws to an eco-friendly alternative made from 100% renewable resources
- 10,456 solar panels have positioned Lincoln Financial Field to be among the greenest major sports facilities in the world
- Diverts more than 99% of waste from landfills through the team's energy-from-waste program
- Installation of water filtration fountains at the team's facilities has eliminated the use of more than one million plastic water bottles
- Implemented a closed-loop recycling program with Braskem that collects bottle caps and turns them into new material for use at the stadium
- In partnership with West Pharmaceutical Services, 30 trees are planted for every successful field goal made by the Eagles
- The Bellwether District invests in community cleanup projects around Philadelphia for every touchdown scored by the Eagles
- Achieved a 50% wattage reduction by replacing the stadium's lights with patented, high-powered LED lighting technology
- Staff is equipped with sustainable rain ponchos made from sugarcane ethanol, a renewable raw material that has a carbon-negative life cycle



As the official practice facility of the Philadelphia Eagles, the Jefferson Health Training Complex features a first-class weight room and cafeteria, indoor and outdoor practice fields, draft room, auditorium, and office space.

The South Philadelphia facility has been home to the team since 2001 and serves as the host site for Eagles Training Camp, the Eagles Girls Flag Football Championships, youth football and high school practices, corporate events, and more.











Home to the Super Bowl LII and LIX champion Philadelphia Eagles, Lincoln Financial Field is an international destination for sports and entertainment, offering guests a world-class experience in a safe, clean, and friendly environment.

In addition to Eagles home games, Lincoln Financial Field has become famous for showcasing high-profile sporting events and attractions throughout the year.

Since opening in August 2003, Lincoln Financial Field has played host to 65 star-studded concerts and performances, 49 soccer matches including FIFA World Cup 2026, WrestleMania XL, the iconic Army-Navy Game, NHL Stadium Series, NCAA Men's Lacrosse Championships, Monster Jam, AMA Supercross, comedy shows, Temple University football, and many other marquee events.

A state-of-the-art facility located in the heart of South Philadelphia, Lincoln Financial Field has become one of the world's most admired stadiums for its ongoing commitment to innovation, sustainability, and the fan experience.

BY THE NUMBERS	
Broke Ground	May 7, 2001
Opened	August 3, 2003
Revitalized	Feb. 2012 - Aug. 2014
Capacity	69,879
Solar Panels	10,456
Playing Surface	Bermuda Grass
North End Zone HD Video Board	5,184 square feet
South End Zone HD Video Board	4,320 square feet
Concerts & Performances	65
Soccer Matches	49
Executive Suites	179
Concessions	62
Wi-Fi Connections	46,000
Home Record (Regular Season + Playoffs)	136-85-1
Twitter	@LFFStadium





HOME TO THE SUPER BOWL LII & LIX CHAMPION PHILADELPHIA EAGLES







CONCERTS & PERFORMANCES

• September 29, 2026	AC/DC
• September 19, 2026	Ed Sheeran
• September 1-2, 2026	Bruno Mars
• August 13, 2026	Foo Fighters
• July 31 & August 1, 2026	Morgan Wallen
• July 17, 2026	Shane Gillis
• July 30-31, 2025	The Weeknd
• May 23 & 25, 2025	Metallica
• May 10, 2025	George Strait
• May 5, 2025	Kendrick Lamar & SZA
• August 18, 2024	P!nk
• August 6-7, 2024	Zach Bryan
• June 11, 2024	Rolling Stones
• June 8, 2024	Kenny Chesney
• July 28-29, 2023	Luke Combs
• July 12, 2023	Beyoncé
• June 16, 2023	Billy Joel & Stevie Nicks
• June 3, 2023	Ed Sheeran
• May 12-14, 2023	Taylor Swift
• August 31, 2022	Rammstein
• July 14, 2022	The Weeknd
• June 18, 2022	Kenny Chesney
• June 8, 2022	Coldplay
• July 23, 2019	The Rolling Stones
• September 27, 2018	Ed Sheeran
• July 30, 2018	Jay-Z & Beyoncé
• July 13-14, 2018	Taylor Swift
• June 9, 2018	Kenny Chesney
• June 18, 2017	U2
• May 12, 2017	Metallica
• September 29, 2016	Beyoncé
• August 6, 2016	Coldplay
• July 14, 2016	Guns N' Roses
• June 25, 2016	Kenny Chesney
• June 5, 2016	Beyoncé
• September 1, 2015	One Direction
• August 30, 2015	Kevin Hart
• July 11, 2015	Kenny Chesney
• June 12-13, 2015	Taylor Swift
• August 15, 2014	Luke Bryan
• August 13-14, 2014	One Direction
• July 19-20, 2013	Taylor Swift
• June 8, 2013	Kenny Chesney
• June 16, 2012	Kenny Chesney
• August 6, 2011	Taylor Swift
• July 14, 2011	U2
• June 18, 2011	Kenny Chesney
• June 27, 2009	Kenny Chesney
• July 19, 2008	Kenny Chesney
• June 23, 2007	Kenny Chesney
• August 8, 9 & 11, 2003	Bruce Springsteen











NATIONAL & INTERNATIONAL SOCCER MATCHES

FIFA WORLD CUP 2026

- July 4, 2026 — Round of 16: France vs. Paraguay
- June 27, 2026 — Croatia vs. Ghana
- June 25, 2026 — Curaçao vs. Côte d'Ivoire
- June 22, 2026 — France vs. Iraq
- June 19, 2026 — Brazil vs. Haiti
- June 14, 2026 — Côte d'Ivoire vs. Ecuador

FIFA CLUB WORLD CUP 2025

- July 4, 2025 — Quarterfinal: SE Palmeiras vs. Chelsea FC
- June 28, 2025 — Round of 16: SE Palmeiras vs. Botafogo FR
- June 26, 2025 — FC Salzburg vs. Real Madrid CF
- June 24, 2025 — Espérance de Tunisie vs. Chelsea FC
- June 22, 2025 — Juventus FC vs. Wydad AC
- June 20, 2025 — CR Flamengo vs. Chelsea FC
- June 18, 2025 — Manchester City FC vs. Wydad AC
- June 16, 2025 — CR Flamengo vs. Espérance de Tunisie

RIVALS IN RED TOUR

- July 31, 2024 — Arsenal FC vs. Liverpool FC

MEXTOUR

- October 17, 2023 — Mexico vs. Germany

PREMIER LEAGUE SUMMER SERIES

- July 23, 2023 — Newcastle United FC vs. Aston Villa FC
  Fulham FC vs. Brentford FC
- July 22, 2023 — Chelsea FC vs. Brighton & Hove Albion FC

U.S. WOMEN'S NATIONAL TEAM (USWNT) VICTORY TOUR

- August 29, 2019 — USWNT vs. Portugal

CONCACAF GOLD CUP

- June 30, 2019 — USMNT vs. Curacao
  Jamaica vs. Panama

CONCACAF GOLD CUP

- July 19, 2017 — USMNT vs. El Salvador
  Costa Rica vs. Panama

COPA AMÉRICA CENTENARIO

- June 14, 2016 — Chile vs. Panama
- June 11, 2016 — USMNT vs. Paraguay
- June 9, 2016 — Uruguay vs. Venezuela

CONCACAF GOLD CUP (FINAL)

- July 26, 2015 — Mexico vs. Jamaica

CONCACAF GOLD CUP

- July 18, 2009 — USMNT vs. Panama
  Canada vs. Honduras

FIFA WOMEN'S WORLD CUP

- September 25, 2003 — Sweden vs. North Korea
  USWNT vs. Nigeria
- September 20, 2003 — Norway vs. France
  North Korea vs. Nigeria

CLUB FRIENDLIES

- March 22, 2024 — Argentina vs. El Salvador
- July 25, 2018 — FC Bayern Munich vs. Juventus FC
- August 2, 2014 — AS Roma vs. Inter Milan
- August 11, 2012 — Real Madrid CF vs. Celtic FC
- August 10, 2011 — USMNT vs. Mexico
- July 23, 2011 — Real Madrid CF vs. Philadelphia Union
- July 20, 2010 — Manchester United FC vs. Philadelphia Union
- May 29, 2010 — USMNT vs. Turkey
- May 15, 2010 — Philadelphia Union vs. FC Dallas
- April 10, 2010 — Philadelphia Union vs. DC United
- September 13, 2008 — USWNT vs. Ireland
- November 6, 2004 — USWNT vs. Denmark
- August 2, 2004 — AC Milan vs. Chelsea FC
- July 28, 2004 — Celtic FC vs. Manchester United FC
- August 3, 2003 — Manchester United FC vs. FC Barcelona









SIGNATURE EVENTS





















The Eagles Cheerleaders serve as entertainers and global brand ambassadors for the organization.

In addition to performing for nearly 70,000 fans at Eagles home games, they appear at some of the world's most distinguished events, most recently performing at FIFA World Cup 2026 matches, in Brazil for the historic first-ever NFL game in South America, and at Super Bowl LII and LIX.

The 32 members of the team are socially conscious individuals with inspiring life stories, utilizing their platforms to make an impact through humanitarian work and participating in overseas goodwill military tours.

Careers of current cheerleaders include a grants manager and field representative for the United States Senate, a data scientist, an oncology clinical study manager, and a Delaware Army National Guard service member.

The squad celebrates diversity, authenticity, and creates meaningful connections with fans, such as engaging with today's youth and furthering the mission of the Eagles Autism Foundation.











