GIANTS

NEW YORK FOOTBALL GIANTS

WEEKLY RELEASE



AT



NEW YORK GIANTS AT PHILADELPHIA EAGLES

WEEK 9 | NOV 8 2026 | 1:00 PM ET

LINCOLN FINANCIAL FIELD, PHILADELPHIA, PA

BIG BLUE CO BIG BLUE CO BIG BLUE CO BIG BLUE CO BIG BLUE CO BIG BLUE CO BIG BLUE CO BIG BLUE CO BIG BLUE CO BIG BLUE CO BIG BLUE

PRESEASON SCHEDULE

DATE	OPPONENT	STADIUM	TIME	NETWORK	RESULTS
Saturday, Aug. 15	**Minnesota Vikings**	**MetLife Stadium**	1:00 p.m.	4 NEW YORK	L, 13-10
Saturday, Aug. 22	at Miami Dolphins	Hard Rock Stadium	4:00 p.m.	4 NEW YORK / T 47 TELEMUNDO	W, 26-3
Friday, Aug. 28	at New York Jets	MetLife Stadium	7:30 p.m.	4 NEW YORK	W, 23-6

REGULAR SEASON SCHEDULE

DATE	OPPONENT	STADIUM	TIME	NETWORK	RESULTS
Sunday, Sept. 13	**Dallas Cowboys**	**MetLife Stadium**	**8:20 p.m.**	NBC	W, 28-20
Monday, Sept. 21	at Los Angeles Rams	Sofi Stadium	8:15 p.m.	ESPN	L, 28-6
Sunday, Sept. 27	**Tennessee Titans**	**MetLife Stadium**	**1:00 p.m.**	CBS	W, 12-7
Sunday, Oct. 4	**Arizona Cardinals**	**MetLife Stadium**	**1:00 p.m.**	CBS	W, 36-24
Sunday, Oct. 11	at Washington Commanders	Northwest Stadium	1:00 p.m.	FOX	T, 27-27
Sunday, Oct. 18	**New Orleans Saints**	**MetLife Stadium**	**1:00 p.m.**	FOX	L, 34-27
Sunday, Oct. 25	at Houston Texans	Reliant Stadium	1:00 p.m.	FOX	W, 27-21
		BYE			
Sunday, Nov. 8	at Philadelphia Eagles	Lincoln Financial Field	1:00 p.m.	FOX	
Thursday, Nov. 12	**Washington Commanders**	**MetLife Stadium**	**8:15 p.m.**	prime	
Sunday, Nov. 22	**Jacksonville Jaguars**	**MetLife Stadium**	**1:00 p.m.**	CBS	
Sunday, Nov. 29	at Indianapolis Colts	Lucas Oil Stadium	1:00 p.m.	FOX	
Sunday, Dec. 6	**San Francisco 49ers**	**Metlife Stadium**	**1:00 p.m.**	FOX	
Sunday, Dec. 13	at Seattle Seahawks	Lumen Field	4:25 p.m.	FOX	
Sunday, Dec. 20	**Cleveland Browns**	**MetLife Stadium**	**1:00 p.m.**	CBS	
Sunday, Dec. 28	at Detroit Lions	Ford Field	8:15 p.m.	ESPN	
Sunday, Jan. 3	at Dallas Cowboys	AT&T Stadium	1:00 p.m.	FOX	
TBD	**Philadelphia Eagles**	**MetLife Stadium**	**TBD**	**TBD**	

TIMES SUBJECT TO CHANGE *ALL TIMES EASTERN*

*WEEKS 5-18 FLEX SCHEDULE ELIGIBLE

CREDENTIALS

The NFL has implemented a league-wide accreditation modernization process that will be used at all 30 stadiums, begining with the 2024 season. The purpose is to enhance security by streamlining accreditation across the league for all who utilize a credential to access an NFL game-both media and non-media alike. The NFL has determined the most sensitive areas in stadiums on gameday, and to access those areas, credential scanning and biometric authentication will be required. All individuals accreditied for an NFL game, regardless of their job function, must agree to the credential use terms and follow the same logisitcal process. For questions regarding credentials, please email Maddi Lewis at Maddi.Lewis@Giants.NFL.net.

ONLINE PRESSROOM

The Giants online media center, NFLOMG.com, is a "one-stop shop" aimed at assisting media in their daily coverage of the team. Content includes broadcast-quality audio and video, updated practice availability, practice schedules plus more. The site requires a username and password and all content is downloadable and approved for editorial use. Media requesting access can send an email to Payton Holcombe at Payton.Holcombe@Giants.NFL.net.

All media are welcome to use our guest account below:
Username: giantsguest
Password: gobigblue

New York Giants
2025 Reg. Season Record: 4-13
Head Coach: John Harbaugh, 1st Year
Reg. Season Record at NYG: 4-2-1
Career Reg. Season Record: 184-115-1

AT

Philadelphia Eagles
2025 Reg. Season Record: 11-6-0
Head Coach: Nick Sirianni, 6th Year
Reg. Season Record at PHI: 61-32-0
Career Reg. Season Record: 61-32-0

WEEK 9 / SUN, NOV 8, 2026 / 1:00 PM ET / LINCOLN FINANCIAL FIELD / PHILADELPHIA, PA.

GIANTS AT EAGLES

The New York Giants will travel to Philadelphia to take on the Eagles in Week 9. Kickoff is scheduled for Sunday, November 8th at 1:00 p.m. ET on FOX.

In regular season play, the teams have met 182 times. The all-time series is led by the Eagles, 87-93-2. In their most recent regular season meeting, the Eagles defeated the Giants, 38-20, at Lincoln Financial Field in Week 8 of the 2025 season. The Giants split the season series with the Eagles last season.

The Giants are looking for their first win against the Eagles on the road since the 2013 season (10/27/2013).

GIANTS BY THE NUMBERS

Overall Record: 732-678-35
Home Record: 408-315-17
Away Record: 324-363-18
Record in November: 218-198-16

GIANTS SPOTLIGHT: RB DEVIN SINGLETARY

Favorite Show	Martin
Pregame Meal	Fried Eggs, Sausage, Potatoes
Favorite Movie	Still Friday
Favorite Non-Football Athlete	LeBron James



INSIDE THE SERIES

Series Meetings (Including Postseason): 187
Giants' Regular Season Record: 87-93-2
Home: 50-41-1
Away: 37-52-1
Neutral: 0-0
First Game: at Giants 56, Eagles 0 (10/15/1933)
Last Game: at Eagles 38, Giants 20 (10/26/2025)

LAST 5 MEETINGS (REG. SEASON)

Date	Game
10/26/2025	at Eagles 38, Giants 20
10/9/2025	at Giants 34, Eagles 17
1/5/2025	at Eagles 20, Giants 13
10/20/2024	at Eagles 28, Giants 3
1/7/2024	at Giants 27, Eagles 10

REGULAR SEASON SERIES FACTS

Giants' Shutouts: 6; Last: at Eagles 27, Giants 0 (10/12/2024)
Eagles' Shutouts: 11; Last: at Giants 20, Eagles 0 (11/22/1998)
Most Points, Giants: 62; at Giants 62, Eagles 10 (11/26/1972)
Most Points, Eagles: 49; at Eagles 49, Giants 21 (10/4/1959)
Most Points Combined: 83; at Eagles 45, Giants 38 (12/12/2009)
Fewest Points, Giants: 0; 6x, Last: at Eagles 27, Giants 0 (10/12/2024)
Fewest Points, Eagles: 0; 11x, Last: at Giants 20, Eagles 0 (11/22/1998)
Giants' Largest Margin of Victory: 56; at Giants 56, Eagles 0 (10/15/1933)
Eagles' Largest Margin of Victory: 45; at Eagles 45, Giants 0 (10/10/1948)
Current Series Streak: Eagles, 1 game; 10/26/2025 - Present
Giants' Longest Win Streak: 9 games, 10/16/1938 - 11/8/1942

SERIES SUPERLATIVES

Rushing Yards, Giants: 203, RB Tiki Barber (12/28/2002)
Rushing Yards, Eagles: 176, RB Saquon Barkley (10/20/2024)
Passing Yards, Giants: 434, QB Eli Manning (12/17/2017)
Passing Yards, Eagles: 369, QB Randall Cunningham (10/10/1988)
Receptions, Giants: 12; WR Odell Beckham Jr. (12/28/2014)
Receptions, Eagles: 11, WR Junior Tautalatasi (11/9/1986)
Receiving Yards, Giants: 185, WR Odell Beckham Jr. (12/28/2014)
Receiving Yards, Eagles: 194, WR Harold Jackson (10/11/1970)

WEEKLY MEDIA SCHEDULE

Wednesday, November 4
- Practice – 1:00 p.m. – 3:00 p.m.
- Head Coach John Harbaugh Available – Approx. 3:15 p.m.
- Players Available – Approx. 3:30 p.m.

Thursday, November 5
- Assistant Head Coach/Special Teams Coordinator Chris Horton Available – 11:25 a.m.
- Defensive Coordinator Dennard Wilson Available – 11:35 a.m.
- Offensive Coordinator Matt Nagy Available – 11:45 a.m.
- Practice – 1:00 p.m. – 3:00 p.m.
- Players Available – Approx. 3:15 p.m.

Friday, November 6
- Offensive Assistants Available – 10:50 a.m.
- Practice – 11:30 a.m. – 1:15 p.m.
- Head Coach John Harbaugh Available – Approx. 1:25 p.m.
- Players Available – Approx. 1:35 p.m.

Saturday, November 7
- No Availability

Sunday, November 8
- Giants at Eagles – 1:00 p.m.

BROADCAST INFORMATION

Television: FOX

Play-by-Play: Joe Davis

Analyst: Greg Olsen

Sideline: Pam Oliver

ESPN Radio

Play-By-Play: Steve Levy

Analyst: Sal Paolantonio

Giants Radio: WFAN 101.9 FM

Play-By-Play: Bob Papa

Analyst: Carl Banks

Sideline: Howard Cross

GIANTS ON THE WEB

WEB: Giants.com is the only place to watch broadcasts of Head Coach John Harbaugh's press conferences, player spotlight features and more.

APP: Download the FREE Giants Mobile App to get Giants news on-the-go 24/7! Sign up for the Giants.com E-Newsletter, which features weekly game preview information at Giants.com/Newsletter.

PRONUNCIATIONS

Paulson **Adebo**	uh-DEE-bow
Zaire Barnes	zai-EAR
Dalen **Cambre**	cam-BREE
Gregory **Desrosiers**	deh-woah-zee-ay
Jermaine **Eluemunor**	eh-LOO-muh-norr
Thomas **Fidone** II	fih-DOH-nee
Jarrod Gray	JARED
Jevon Holland	juh-VON
Francis **"Sisi" Mauigoa**	see-see maui-NO-uh
Phil **Mafah**	MAW-fuh
Marcus **Mbow**	BO
Tyler **Nubin**	noo-BIN
C.J. **Okoye**	oh-KOY-yay
Jason **Pinnock**	pin-AWK
Ryan **Schernecke**	SHER-neck-ee
Cam **Skattebo**	SKAT-eh-boo
Dawuane Smoot	duh-WAHN
Kayvon **Thibodeaux**	ti-buh-dough
Josh **Tupou**	TWO-poh
Dominic **Zvada**	ZVAH-duh

GIANTS ON SOCIAL

Twitter:	@Giants
Instagram:	@NYGiants
TikTok:	@NYGiants
Snapchat:	@NewYorkGiants
Facebook:	@NewYorkGiants
YouTube:	@NewYorkGiantsFootball1925
Threads:	@NYGiants

JOHN HARBAUGH



John Harbaugh was named the head coach of the New York Giants on January 20, 2026. A Super Bowl XLVII champion who led the Baltimore Ravens to 12 postseason appearances and six division titles, Harbaugh is the 21st head coach in franchise history.

Harbaugh brings a wealth of experience to the Giants as he enters his 29th season in the NFL and 19th as a head coach. Harbaugh began his NFL coaching career in 1998 as a special teams coordinator for the Philadelphia Eagles, a position he held for nine seasons before leading the Eagles secondary in 2007. Since becoming a head coach, Harbaugh has collected 184 regular-season victories, the 14th-most in NFL history, along with 13 postseason wins, which is tied for the seventh-most. Overall, his 197 wins (regular season and playoffs) are the 13th-most all-time. Harbaugh also owns eight road playoff wins, the most in league history.

In 2008, Harbaugh was named the head coach of the Ravens, where he spent 18 seasons at the helm, establishing and maintaining a model of consistent success in the NFL.

Harbaugh compiled a record of 180-113 (.614) and led four different Ravens teams to the AFC Championship game, including a 28-13 victory over the New England Patriots that catapulted Baltimore to Super Bowl XLVII. In that game, Harbaugh led the Ravens to a 34-31 victory over the San Francisco 49ers, who were led by his brother, Jim Harbaugh. It marked the second World Championship in Ravens franchise history.

In Harbaugh's first season with the Ravens, he led Baltimore to an 11-5 mark and an appearance in the AFC Championship game. That began a run of five consecutive playoff appearances from 2008 to 2012, including Super Bowl XLVII in 2012. Harbaugh is the only head coach to win a playoff game in each of his first five seasons since 1970.

In 2019, Harbaugh was named the Associated Press NFL Coach of the Year after orchestrating the Ravens to a franchise-best 14-2 record and its first-ever No. 1 playoff seed. He became the first Ravens coach to win the Associated Press NFL Coach of the Year Award. He was also a finalist for the award in 2023.

Harbaugh's 184 regular-season victories are the 14th-most in NFL history, while his 13 postseason wins are tied for the seventh-most.

MOST REGULAR-SEASON WINS ALL-TIME

	Head Coach, Team(s), Years	Wins
1.	Don Shula, Colts 1963-69, Dolphins 1970-95	328
2.	George Halas, Bears 1920-29, 1933-42, 1947-55, 1958-67	318
3.	Bill Belichick, Browns 1991-95, Patriots 2000-23	302
4.	Andy Reid, Eagles 1999-2012, Chiefs 2013-Present	284
5.	Tom Landry, Cowboys 1960-88	250
6.	Curly Lambeau, Packers 1921-49, Cardinals 1950-51, Redskins 1952-53	226
7.	Paul Brown, Browns 1946-62, Bengals 1968-75	213
8.	Marty Schottenheimer, Browns 1984-88, Chiefs 1989-98, Redskins 2001, Chargers 2002-06	200
T9.	Mike Tomlin, Steelers 2007-25	193
T9.	Chuck Noll, Steelers 1969-91	193
T11.	Dan Reeves, Broncos 1981-92, Giants 1993-96, Falcons 1997-2003	190
T11.	Sean Payton, Saints 2006-11, 2013-21, Broncos 2023-Present	190
13.	Chuck Knox, Rams 1973-77, 1992-94, Bills 1978-82, Seahawks 1983-91	186
14.	**John Harbaugh, Ravens 2008-25, Giants 2026-Present**	**184**
15.	Mike McCarthy, Packers 2006-18, Cowboys 2020-24, Steelers 2026-Present	180

MOST POSTSEASON WINS ALL-TIME

	Head Coach	Postseason Wins	Winning Percentage
1.	Bill Belichick	31	.705
2.	Andy Reid	28	.622
3.	Tom Landry	20	.556
4.	Don Shula	19	.528
5.	Joe Gibbs	17	.708
6.	Chuck Noll	16	.667
T7.	**John Harbaugh**	**13**	**.542**
T7.	Mike Holmgren	13	.542
T9.	**Tom Coughlin**	**12**	**.632**
T9.	Bill Cowher	12	.571



Overall, Harbaugh's 197 wins (regular season and postseason) are the 13th-most all-time.

MOST WINS ALL-TIME (REGULAR SEASON + POSTSEASON)

	Head Coach, Team(s), Years	RS Wins	PS Wins	Ovr. Wins
1.	Don Shula, Colts 1963-69, Dolphins 1970-95	328	19	347
2.	Bill Belichick, Browns 1991-95, Patriots 2000-23	302	31	333
3.	George Halas, Bears 1920-29, 1933-42, 1947-55, 1958-67	318	6	324
4.	Andy Reid, Eagles 1999-2012, Chiefs 2013-Present	284	28	312
5.	Tom Landry, Cowboys 1960-88	250	20	270
6.	Curly Lambeau, Packers 1921-49, Cardinals 1950-51, Redskins 1952-53	226	3	229
7.	Paul Brown, Browns 1946-62, Bengals 1968-75	213	9	222
8.	Chuck Noll, Steelers 1969-91	193	16	209
9.	Marty Schottenheimer, Browns 1984-88, Chiefs 1989-98, Redskins 2001, Chargers 2002-06	200	5	205
T10.	Mike Tomlin, Steelers 2007-25	193	8	201
T10.	Dan Reeves, Broncos 1981-92, Giants 1993-96, Falcons 1997-2003	190	11	201
12.	Sean Payton, Saints 2006-11, 2013-21, Broncos 2023-Present	190	10	200
13.	**John Harbaugh, Ravens 2008-25, Giants 2026-Present**	**184**	**13**	**197**
14.	Chuck Knox, Rams 1973-77, 1992-94, Bills 1978-82, Seahawks 1983-91	186	7	193
15.	Mike McCarthy, Packers 2006-18, Cowboys 2020-24, Steelers 2026-Present	180	11	191

Harbaugh also owns eight postseason wins on the road, the most in league history.

MOST POSTSEASON ROAD WINS ALL-TIME

	Head Coach, Team(s)	PS Wins	PS Road Wins
1.	**John Harbaugh, BAL/NYG**	**13**	**8**
T2.	**Tom Coughlin, JAX/NYG**	**12**	**7**
T2.	Tom Landry, DAL	20	7

Among active head coaches, Harbaugh has the second-most postseason wins, the third-most total wins (regular season and postseason combined), and the third-most regular-season wins.

MOST REGULAR SEASON WINS AMONG ACTIVE HEAD COACHES

	Head Coach, Team(s), Years	Wins
1.	Andy Reid, Eagles 1999-2012, Chiefs 2013-Present	284
2.	Sean Payton, Saints 2006-11, 2013-21, Broncos 2023-Present	190
3.	**John Harbaugh, Ravens 2008-25, Giants 2026-Present**	**184**
4.	Mike McCarthy, Packers 2006-18, Cowboys 2020-24, Steelers 2026-Present	180
5.	Sean McVay, Rams 2017-Present	96

MOST POSTSEASON WINS AMONG ACTIVE HEAD COACHES

	Head Coach	Wins
1.	Andy Reid	28
2.	**John Harbaugh**	**13**
3.	Mike McCarthy	11
T4.	Sean Payton	10
T4.	Sean McVay	10

MOST WINS AMONG ACTIVE HEAD COACHES (REGULAR SEASON + POSTSEASON)

	Head Coach, Team(s), Years	RS Wins	PS Wins	Ovr. Wins
1.	Andy Reid, Eagles 1999-2012, Chiefs 2013-Present	284	28	312
2.	Sean Payton, Saints 2006-11, 2013-21, Broncos 2023-Present	190	10	200
3.	**John Harbaugh, Ravens 2008-25, Giants 2026-Present**	**184**	**13**	**197**
4.	Mike McCarthy, Packers 2006-18, Cowboys 2020-24, Steelers 2026-Present	180	11	191
5.	Sean McVay, Rams 2017-Present	96	10	106

27+ IN FOUR STRAIGHT GAMES

The Giants have scored 27+ points in four straight games dating back to Week 4. It is the most consecutive games scoring 27+ points by the Giants since 2010. It is also the longest active streak in the NFL and tied with the Seattle Seahawks for the longest this season.

MOST CONSECUTIVE GAMES SCORING 27+ POINTS THIS SEASON

	Team	Games, Date
T1.	**New York Giants**	**4 Games, 10/4/26-Present**
T1.	Seattle Seahawks	4 Games, 9/20/26-10/11/26
T3.	Six Teams Tied	3 Games

The Giants are one of six teams to score 27+ points in five games this season.

MOST GAMES WITH 27+ POINTS THIS SEASON

	Team	Streak, Dates
T1.	**New York Giants**	**5 Games**
T1.	Buffalo Bills	5 Games
T1.	Las Vegas Raiders	5 Games
T1.	Dallas Cowboys	5 Games
T1.	Cincinnati Bengals	5 Games
T1.	Chicago Bears	5 Games

Since Week 4, the Giants average 29.3 points per game, the fourth-most in the NFL in that span.

POINTS PER GAME LEADERS (SINCE WEEK 4)

	Team	Points Per Game
1.	Buffalo Bills	33.0
2.	Cincinnati Bengals	31.5
3.	New England Patriots	29.6
4.	**New York Giants**	**29.3**
5.	Jacksonville Jaguars	28.5



THREE AND OUT

The Giants defense has forced 32 three and outs this year, tied for the second-most in the NFL. They have forced a three and out on 40.5% of their opponents' possessions, the second-highest rate in the NFL.

MOST OPPONENT THREE AND OUTS THIS SEASON

	Team	Three and Outs Forced
1.	Seattle Seahawks	37
T2.	**New York Giants**	**32**
T2.	Tampa Bay Buccaneers	32
T4.	Three Teams Tied	29

HIGHEST THREE AND OUT PERCENTAGE THIS SEASON

	Team	Three and Out Percentage
1.	Seattle Seahawks	40.7%
2.	**New York Giants**	**40.5%**
3.	Minnesota Vikings	36.5%
4.	Tampa Bay Buccaneers	36.0%
T5.	Two Teams Tied	34.5%

AIR TRAFFIC CONTROL

The Giants defense has allowed 184.9 passing yards per game, the third-fewest total in the NFL this season. Since 2000, it is the fourth-lowest mark by a Giants team through the first seven games of a season.

FEWEST PASSING YARDS ALLOWED PER GAME THIS SEASON

	Team	Passing Yards Allowed Per Game
1.	Minnesota Vikings	154.9
2.	Seattle Seahawks	156.0
3.	**New York Giants**	**184.9**
4.	Los Angeles Rams	191.9
5.	New York Jets	194.0



CONTROLLING THE CLOCK

The Giants rank second in the NFL with a 32:30 average time of possession. They own a time of possession margin of 5:09, the second-highest in the NFL this season.

AVERAGE TIME OF POSSESSION THIS SEASON

	Team	Average Time of Possession
1.	Chicago Bears	35:26
2.	**New York Giants**	**32:30**
3.	Tampa Bay Buccaneers	32:04
4.	Arizona Cardinals	31:55
5.	Minnesota Vikings	31:30

TIME OF POSSESSION MARGIN LEADERS THIS SEASON

	Team	Time of Possession Margin
1.	Chicago Bears	10:53
2.	**New York Giants**	**5:09**
3.	Tampa Bay Buccaneers	4:14
4.	Arizona Cardinals	3:54
5.	Minnesota Vikings	3:01

TOUCHDOWN IN HOUSTON

Four Giants players **(RB Cam Skattebo**, **RB Tyrone Tracy Jr.**, **RB Devin Singletary** and **QB Jameis Winston)** rushed for a touchdown at Houston in Week 7. The last time the Giants had four different players score a rushing touchdown in the same game was on 12/3/50 vs. the New York Yanks **(Bob Jackson**, **Charlie Conerly**, **Choo-Choo Roberts** and **Eddie Price)**.



J.J. MCCARTHY



In three games this season, **QB J.J. McCarthy** has completed 31-of-49 passing attempts (63.3 completion percentage) for 495 yards and 1 touchdown pass. He's added 5 rushing attempts for 29 yards.

In Week 7, McCarthy completed 20-of-28 passing attempts (71.4 completion perentage) for 252 yards. He won his fifth consecutive game as a starter, which leads all active quarterbacks.

MOST CONSECUTIVE WINS AS A STARTER (AMONG ACTIVE QUARTERBACKS)

	Player, Team	Consecutive Wins
1.	**J.J. McCarthy, NYG**	**5**
T2.	Aaron Rodgers, PIT	4
T2.	Bo Nix, DEN	4
T4.	Josh Allen, BUF	3
T4.	Jared Goff, DET	3
T4.	Joe Burrow, CIN	3

Against the Saints in Week 6, McCarthy completed 11-of-21 passing attempts (52.4 completion percentage) for 243 yards and 1 passing touchdown, along with 2 carries for 26 yards. His 243 passing yards are tied for the most in a fourth quarter in team history since at least 2000.

MOST PASSING YARDS IN A SINGLE 4TH QUARTER SINCE 2010

	Player, Team, Year	Passing Yards
1.	Ben Roethlisberger, PIT, 2010	264
2.	Dak Prescott, DAL, 2020	254
3.	Josh Allen, BUF, 2025	251
T4.	**J.J. McCarthy, NYG, 2026**	**243**
T4.	Eli Manning, NYG, 2012	243

McCarthy also had five completions of at least 20 yards in the fourth quarter, which tied **QB Eli Manning** for the most by a Giant in a fourth quarter since 2000. It's also the most in the fourth quarter by any quarterback in the league this season.

MOST COMPLETIONS OF 20+ YARDS IN A SINGLE 4TH QUARTER SINCE 2020

	Player, Team, Year	20+ Yard Completions
1.	Jameis Winston, NO, 2022	6
T2.	**J.J. McCarthy, NYG, 2026**	**5**
T2.	Baker Mayfield, CLE, 2020	5
T2.	Justin Herbert, LAC, 2021	5
T2.	Nick Mullens, MIN, 2023	5
T2.	Josh Allen, BUF, 2025	5
T2.	Joe Flacco, CIN, 2025	5
T8.	24 Players Tied	4

CAM SKATTEBO



Through seven games, **RB Cam Skattebo** has 418 rushing yards (4.3 avg.) and 2 rushing touchdowns on 98 carries as well as 11 catches for 76 yards through the air.

In Week 7 against Houston, Skattebo posted 17 rushes for a career-high 124 rushing yards and 1 touchdown. His 124 rushing yards included a 42-yard rush which also marked a career-long.

2026 NFC RUSHING YARDS LEADERS

	Player, Team	Rushing Yards
1.	Bijan Robinson, ATL	780
2.	Jahmyr Gibbs, DET	773
3.	Bucky Irving, TB	728
4.	Kyren Williams, LAR	548
5.	D'Andre Swift, CHI	545
6.	Chuba Hubbard, CAR	540
7.	Javonte Williams, DAL	528
8.	Aaron Jones, MIN	458
9.	**Cam Skattebo, NYG**	**418**
10.	Emanuel Wilson, SEA	403

2026 NFC RUSHING ATTEMPTS LEADERS

	Player, Team	Rushing Attempts
1.	Jahmyr Gibbs, DET	157
2.	Bijan Robinson, ATL	150
3.	Bucky Irving, TB	147
4.	D'Andre Swift, CHI	143
5.	Javonte Williams, DAL	134
6.	Chuba Hubbard, CAR	118
7.	Kyren Williams, LAR	112
8.	Emanuel Wilson, SEA	111
9.	Aaron Jones, MIN	110
10.	**Cam Skattebo, NYG**	**98**

A fourth-round pick (105th overall) in the 2025 NFL Draft, Skattebo is averaging 74.1 yards from scrimmage per game, the second-most in his draft class.

YARDS FROM SCRIMMAGE LEADERS SINCE 2025 (AMONG 2025 DRAFT CLASS PLAYERS)

	Player, Team	Scrimmage Yards Per Game
1.	Ashton Jeanty, LV	81.4
2.	**Cam Skattebo, NYG**	**74.1**
3.	Quinshon Judkins, CLE	70.2
4.	Omarion Hampton, LAC	69.3
5.	Tetairoa McMillian, CAR	66.0

In his first year as a Giant in 2025, Skattebo played in eight games (five starts) before suffering a season-ending ankle injury in Week 8. He totaled 101 carries for 410 yards (4.1 avg.) and 5 touchdowns and 24 receptions for 207 yards (8.6 avg.) and 2 touchdowns.

Against the Eagles in Week 6, Skattebo made his first primetime start and finished with 19 carries for a season-high 98 rushing yards (5.2 avg.) and 3 touchdowns. He also caught 2 passes for 12 yards. In the win, Skattebo became the second rookie in franchise history to rush for 3+ touchdowns in a game.

GIANTS ROOKIES WITH 3+ RUSHING TOUCHDOWNS IN A GAME

	Player, Opponent, Date	Rushing Touchdowns
T1.	**Cam Skattebo, vs. PHI, 10/9/25**	**3**
T1.	Charlie Evans, vs. SD, 11/7/71	3



MALIK NABERS



WR Malik Nabers has recorded 48 catches for 605 yards on 70 targets in seven starts this season. The 2026 season opener marked Nabers' first game back since suffering a season-ending ACL injury in Week 4 of the 2025 season vs. the Chargers.

In Week 7, Nabers recorded 7 receptions for 111 receiving yards. He became the first Giants player with at least four consecutive 100+ yard receiving games since **WR Odell Beckham Jr.** in 2015.

2026 RECEPTIONS LEADERS

	Player, Team	Receptions
1.	Trey McBride, ARI	66
2.	Jaxon Smith-Njigba, SEA	64
3.	CeeDee Lamb, DAL	60
4.	Puka Nacua, LAR	56
5.	Amon-Ra St. Brown, DET	53
6.	Chris Olave, NO	49
7.	**Malik Nabers, NYG**	**48**
8.	Michael Wilson, ARI	45
T9.	Four Players Tied	43

2026 RECEIVING YARDS LEADERS

	Player, Team	Receiving Yards
1.	Jaxon Smith-Njigba, SEA	835
2.	Tee Higgins, CIN	726
3.	CeeDee Lamb, DAL	709
4.	Christian Watson, GB	708
5.	Chris Olave, NO	636
6.	Drake London, ATL	624
7.	Matthew Golden, GB	619
8.	Zay Flowers, BAL	608
9.	**Malik Nabers, NYG**	**605**
10.	Amon-Ra St. Brown, DET	571

In Week 6 against New Orleans, Nabers recorded 12 receptions for 165 receiving yards. He has posted at least 100 receiving yards in three straight games, which is the longest streak by a Giant since **WR Odell Beckham Jr.** had six consecutive games in 2015.

Nabers tallied 10+ receptions in Weeks 5 and 6 to become just the second Giant to record 10+ catches in back-to-back games, joining Beckham Jr., who did so in Weeks 14 and 15 of the 2014 season.

In Week 5 against Washington, Nabers recorded 11 receptions for 121 receiving yards and 1 touchdown on 20 targets. Nabers' 20 targets tied for the second-most in a single game by a Giant since 1960. The last time a Giant was targeted 20 times in a game was **WR Odell Beckham Jr.** vs. Philadelphia on 12/22/16.

Nabers posted his 10th career receiving touchdown in Week 4 against Arizona. He became the third-youngest player in team history to reach 10 receiving touchdowns behind **WR Odell Beckham Jr.** and **WR Hakeem Nicks**.

YOUNGEST PLAYERS TO REACH 10 RECEIVING TOUCHDOWNS (FRANCHISE HISTORY)

Player, Position	Age
Odell Beckham Jr., WR	22 years, 46 days
Hakeem Nicks, WR	22 years, 248 days
Malik Nabers, WR	**23 years, 68 days**

Through 26 career games, Nabers has totaled 175 receptions for 2,080 yards and 11 touchdowns. His 175 catches are the second-most in NFL history through a player's first 26 career games. He owns the record for most receptions through nine career games, as well as 10, 11, 13, 14 and 17.

MOST RECEPTIONS THROUGH 26 CAREER GAMES IN NFL HISTORY

	Player, Team	Receptions
1.	Odell Beckham Jr., NYG	182
2.	**Malik Nabers, NYG**	**175**
3.	Puka Nacua, LAR	166
4.	Michael Thomas, NO	162
5.	Brock Bowers, LV	161



Nabers entered the league in 2024 and made an instant impact with 109 catches and 1,204 receiving yards. He ranks second in NFL history and first in team history for most receptions by a rookie.

MOST RECEPTIONS BY A ROOKIE IN NFL HISTORY

	Player, Team	Receptions
1.	Brock Bowers, LV	112
2.	**Malik Nabers, NYG**	**109**
3.	Puka Nacua, LAR	105
4.	Jaylen Waddle, MIA	104
5.	Anquan Boldin, ARI	101

MOST RECEIVING YARDS BY A ROOKIE IN NFL HISTORY

	Player, Team	Receiving Yards
1.	Puka Nacua, LAR	1,486
2.	Ja'Marr Chase, CIN	1,455
3.	Justin Jefferson, MIN	1,400
4.	Anquan Boldin, ARI	1,377
5.	Randy Moss, MIN	1,313
6.	Odell Beckham Jr., NYG	1,305
7.	Brian Thomas Jr., JAX	1,282
8.	**Malik Nabers, NYG**	**1,204**
9.	Brock Bowers, LV	1,194
10.	Michael Clayton, TB	1,193

SINGLE SEASON RECEPTION LEADERS (FRANCHISE HISTORY)

	Player, Position, Year	Receptions
1.	**Malik Nabers, WR, 2024**	**109**
2.	Steve Smith, WR, 2009	107
3.	Odell Beckham Jr., WR, 2016	101
4.	Odell Beckham Jr., WR, 2015	96
5.	Wan'Dale Robinson, WR, 2024	93

MOST RECEIVING YARDS BY A ROOKIE IN FRANCHISE HISTORY

	Player, Position	Receiving Yards
1.	Odell Beckham Jr., WR	1,305
2.	**Malik Nabers, WR**	**1,204**
3.	Jeremy Shockey, TE	894

MALACHI FIELDS



Rookie **WR Malachi Fields** has caught 16 passes for 248 yards (15.5 avg.) and 1 touchdown. His 248 receiving yards are the seventh-most among rookies this season.

HIGHEST YARDS PER RECEPTION AMONG ROOKIES THIS SEASON
(MIN. 15 CATCHES)

	Player, Team	Yards Per Reception
1.	Denzel Boston, CLE	15.7
2.	**Malachi Fields, NYG**	**15.5**
3.	Carnell Tate, TEN	12.1
4.	Antonio Williams, WAS	11.3
5.	Kenyon Sadiq, NYJ	10.9

Fields had the best day of his young career at Houston in Week 7, setting new career highs with 4 receptions for 83 yards (20.8 avg.).



ISAIAH LIKELY



In seven games this season, **TE Isaiah Likely** has caught 41 passes for 395 yards and 5 touchdowns on 63 targets. He ranks among the league leaders in touchdown receptions and among the top tight ends in receptions and receiving yards.

2026 RECEIVING TOUCHDOWNS LEADERS

	Player, Team	Receiving Touchdowns
1.	Jaxon Smith-Njigba, SEA	9
T2.	Christian Watson, GB	6
T2.	Mike Gesicki, CIN	6
T2.	CeeDee Lamb, DAL	6
T2.	Ja'Marr Chase, CIN	6
T6.	**Isaiah Likely, NYG**	**5**
T6.	Six Others Tied	5

2026 TIGHT END RECEPTIONS LEADERS

	Player, Team	Receptions
1.	Trey McBride, ARI	66
T2.	**Isaiah Likely, NYG**	**41**
T2.	Brock Bowers, LV	41
4.	Michael Mayer, LV	36
T5.	Two Players Tied	35

2026 TIGHT END RECEIVING YARDS LEADERS

	Player, Team	Receiving Yards
1.	Brock Bowers, LV	547
2.	Trey McBride, ARI	544
3.	George Kittle, SF	425
4.	Harold Fannin Jr., CLE	411
5.	Travis Kelce, KC	410
6.	Dalton Kincaid, BUF	401
7.	**Isaiah Likely, NYG**	**395**
8.	Sam LaPorta, DET	367
9.	Michael Mayer, LV	351
10.	Tucker Kraft, GB	350

In Week 6, Likely recorded 6 receptions for 99 receiving yards and 1 touchdown. He caught a touchdown in consecutive games for the fifth time in his career.

Likely's 41 receptions through seven games with the Giants came on 63 targets. His 41 receptions are tied for the third-most by a player in team history through seven games with the team.

MOST RECEPTIONS THROUGH SEVEN GAMES AS A GIANT

	Player, Position, Year	Receptions
1.	**Malik Nabers, WR, 2024**	**55**
2.	Saquon Barkley, RB, 2018	49
T3.	**Isaiah Likely, TE, 2026**	**41**
T3.	Odell Beckham Jr., WR, 2014	41
5.	Plaxico Burress, WR, 2005	40



In Week 5, Likely had a career day, catching a career-high 11 passes for 94 yards and a career-high-tying 2 touchdowns. He became the first Giants tight end in franchise history with 9+ receptions and 2+ receiving touchdowns in a single game.

In Likely's debut as a Giant, he recorded 8 receptions for 78 yards and 2 touchdowns, which matched multiple franchise records as he became the fourth player in team history to record at least 2 touchdown receptions in his debut.

MOST RECEIVING TOUCHDOWNS BY A GIANT IN THEIR TEAM DEBUT

Player, Opponent, Date	Receiving Touchdowns
Isaiah Likely, vs. DAL, 9/13/26	**2**
Bobby Johnson, at PHI, 9/2/84	2
Don Herrmann, vs. MIN, 9/21/69	2
Bill Swiacki, at BYA, 9/23/48	2

MOST RECEPTIONS BY A GIANT IN THEIR TEAM DEBUT

Player, Opponent, Date	Receptions
Isaiah Likely, vs. DAL, 9/13/26	**8**
Bobby Johnson, at PHI, 9/2/84	8
Ron Johnson, vs. CHI, 9/19/70	8

MOST RECEIVING YARDS BY A GIANT IN THEIR TEAM DEBUT (SINCE 1991)

	Player, Opponent, Date	Receiving Yards
1.	Mike Sherrard, at CHI, 9/5/93	87
2.	Darius Slayton, at TB, 9/22/19	82
3.	**Isaiah Likely, vs. DAL, 9/13/26**	**78**
4.	John Ross, at NO, 10/3/21	77
5.	Plaxico Burress, vs. ARI, 9/11/05	76



DJ READER



This season, **DL DJ Reader** has started all seven games and produced 20 total tackles, 1 tackle for loss and 2 quarterback hits.

In 2025, Reader started all 17 games for the Detroit Lions and finished with 28 tackles and 4 quarterback hits.

Among defenders with at least 250 snaps played in 2025, Reader was the most double-teamed player (57.7%) in the NFL. Next Gen Stats began tracking double-team rates in 2018, and since 2018, Reader's 57.7% double-team rate was the highest single-season mark in that span.

MOST DOUBLE-TEAMED PLAYERS IN 2025
(MIN. 250 SNAPS PLAYED)

	Player, Team	Snaps Played	Double-Team Rate
1.	**DJ Reader, DET**	**533**	**57.7%**
2.	CJ West, SF	263	55.9%
3.	Andrew Billings, CHI	401	55.1%
4.	Dexter Lawrence II, NYG	627	54.9%
5.	Vita Vea, TB	641	53.2%

MOST DOUBLE-TEAMED PLAYERS IN A SINGLE SEASON
(SINCE 2018, MIN. 500 SNAPS PLAYED)

	Player, Team, Year	Snaps Played	Double-Team Rate
1.	**DJ Reader, DET, 2025**	**533**	**57.7%**
2.	Kobie Turner, LAR, 2023	546	56.6%
3.	Dexter Lawrence II, NYG, 2025	627	54.9%
4.	Dexter Lawrence II, NYG, 2022	530	53.6%
5.	Jarran Reed, SEA, 2023	741	53.3%

ABDUL CARTER



OLB Abdul Carter has registered 18 total tackles, 7 quarterback hits, 2.0 sacks, 2 tackles for loss and 1 forced fumble this season.

Carter is tied for fourth in the NFL with 16 quick quarterback pressures (pressures within 2.5 seconds of the ball being snapped) per Next Gen Stats. Among players with at least 15 quarterback pressures, Carter's 2.46 average time to pressure leads the NFL.

MOST QUICK QB PRESSURES IN 2026
(PER NEXT GEN STATS)

	Player, Team	Quick Quarterback Pressures
1.	Nik Bonitto, DEN	21
2.	Will Anderson Jr., HOU	19
3.	Blake Cashman, MIN	17
T4.	**Abdul Carter, NYG**	**16**
T4.	Chop Robinson, MIA	16
T4.	Dallas Turner, MIN	16

FASTEST TIME TO PRESSURE IN 2026
(MIN. 15 QUARTERBACK PRESSURES)

	Player, Team	Time to Pressure
1.	**Abdul Carter, NYG**	**2.46**
2.	Blake Cashman, MIN	2.50
3.	Boye Mafe, CIN	2.54
4.	Will Anderson Jr., HOU	2.56
T5.	Two Players Tied	2.58



In Week 4 vs. Arizona, Carter produced 9 pressures on 37 pass rushes according to Next Gen Stats, the most in a single game of his career. Of his 9 quarterback pressures against Arizona, 8 of them came within 2.5 seconds (quick quarterback pressures). That is the second-most quick quarterback pressures recorded by any player in a game since 2024.

MOST QUICK QB PRESSURES IN A GAME
(SINCE 2024, PER NEXT GEN STATS)

	Player, Team	Opponent, Date	Quick Quarterback Pressures
1.	Nik Bonitto, DEN	vs. ARI, 10/25/26	9
2.	**Abdul Carter, NYG**	**vs. ARI, 10/4/26**	**8**
T3.	**Abdul Carter, NYG**	**vs. LAC, 9/28/25**	**7**
T3.	Five Others Tied	N/A	7

Last season, Carter played in 17 games (six starts) and totaled 43 tackles, 23 quarterback hits, 7 tackles for loss, 4.0 sacks, 2 forced fumbles and 2 fumble recoveries.

Carter's 23 quarterback hits led all rookies in 2025 and set a new rookie franchise record, shattering the previous best of 13 owned by **Kayvon Thibodeaux** (2022) and **Azeez Ojulari** (2021). It also tied for the sixth-most by any rookie since 2006, when quarterback hits became an official statistic.

MOST QB HITS BY A GIANTS ROOKIE
(QB HITS BECAME AN OFFICIAL STAT IN 2006)

	Player, Year	Quarterback Hits
1.	**Abdul Carter, 2025**	**23**
T2.	**Kayvon Thibodeaux, 2022**	**13**
T2.	Azeez Ojulari, 2021	13
4.	Lorenzo Carter, 2018	10
T5.	Three Players Tied	9

MOST QB HITS BY A ROOKIE
(SINCE 2006)

	Player, Team, Year	Quarterback Hits
1.	Micah Parsons, DAL, 2021	30
2.	Von Miller, DEN, 2011	29
3.	Aldon Smith, SF, 2011	27
4.	Kamerion Wimbley, CLE, 2006	26
5.	Nick Bosa, SF, 2019	25
T6.	**Abdul Carter, NYG, 2025**	**23**
T6.	Josh Hines-Allen, JAX, 2019	23
8.	Will Anderson Jr., HOU, 2023	22
T9.	Five Players Tied	21

According to Next Gen Stats, Carter generated 72 quarterback pressures in 2025, which led all rookies and ranked seventh overall in the NFL. His 72 pressures were the fourth-most by a rookie since 2016, when Next Gen began tracking them.

MOST QB PRESSURES IN 2025
(PER NEXT GEN STATS)

	Player, Team	Quarterback Pressures
1.	Aidan Hutchinson, DET	90
2.	Will Anderson Jr., HOU	87
3.	Micah Parsons, GB	81
T4.	Josh Hines-Allen, JAX	80
T4.	Myles Garrett, CLE	80
6.	Nik Bonitto, DEN	79
7.	**Abdul Carter, NYG**	**72**
8.	Jared Verse, LAR	67
T9.	Danielle Hunter, HOU	66
T9.	YaYa Diaby, TB	66

MOST QB PRESSURES BY A ROOKIE
(SINCE 2016, PER NEXT GEN STATS)

	Player, Team, Year	Quarterback Pressures
1.	Nick Bosa, SF, 2019	81
2.	Jared Verse, LAR, 2024	76
3.	Micah Parsons, DAL, 2021	73
4.	**Abdul Carter, NYG, 2025**	**72**
T5.	Two Players Tied	64



Carter also generated 45 quick quarterback pressures, which led all players in 2025.

MOST QUICK QB PRESSURES IN 2025
(PER NEXT GEN STATS)

	Player, Team	Quick Quarterback Pressures
1.	**Abdul Carter, NYG**	**45**
2.	Nik Bonitto, DEN	41
3.	Will Anderson Jr., HOU	38
T4.	Micah Parsons, GB	34
T4.	Myles Garrett, CLE	34

Carter's 45 quick pressures marked the most by a rookie since Next Gen began tracking them in 2018.

MOST QUICK QB PRESSURES BY A ROOKIE
(SINCE 2018, PER NEXT GEN STATS)

	Player, Team, Year	Quick Quarterback Pressures
1.	**Abdul Carter, NYG, 2025**	**45**
2.	Will Anderson Jr., HOU, 2023	35
3.	Micah Parsons, DAL, 2021	32
4.	Bradley Chubb, DEN, 2018	30
5.	**Kayvon Thibodeaux, NYG, 2022**	**28**

According to Next Gen Stats, Carter had the fastest time to pressure (2.43 seconds) among all players with at least 200 pass-rush snaps.

FASTEST TIME TO PRESSURE IN 2025
(MIN. 200 PASS-RUSH SNAPS, PER NEXT GEN STATS)

	Player, Team	Fastest Time to Pressure
1.	**Abdul Carter, NYG**	**2.43**
2.	Teair Tart, LAC	2.51
3.	Alim McNeill, DET	2.55
4.	John Jenkins, BAL	2.57
5.	Chris Jones, KC	2.59

ARVELL REESE



ILB Arvell Reese has accumulated 54 tackles (37 solo), 4 passes defensed, 5 tackles for loss, 2 quarterback hits and 1.5 sacks. His 37 solo tackles are tied for the seventh-most in the NFL, while his 54 total tackles are fourth among all rookies.

2026 SOLO TACKLE LEADERS

	Player, Team	Solo Tackles
1.	Alex Singleton, DEN	49
2.	Evan Williams, GB	43
3.	Kyle Hamilton, BAL	40
T4.	Jeremy Chinn, LV	38
T4.	Dane Belton, NYJ	38
T4.	Nakobe Dean, LV	38
T7.	**Arvell Reese, NYG**	**37**
T7.	Kendal Daniels, ATL	37
9.	Ernest Jones IV, SEA	36
T10.	Two Players Tied	35

2026 ROOKIE TACKLE LEADERS

	Player, Team	Total Tackles
1.	Anthony Hill Jr., TEN	82
2.	Jacob Rodriguez, MIA	69
3.	Josiah Trotter, TB	68
T4.	**Arvell Reese, NYG**	**54**
T4.	Sonny Styles, WAS	54

At Washington in Week 5, Reese totaled 9 tackles, 1.0 sack, 1 quarterback hit and 1 tackle for loss. It marked the first sack of his career.

Against the Cardinals in Week 4, Reese notched 9 tackles, 3 passes defensed, 1 interception and 1 tackle for loss. He joined **Chris Borland** (11/16/14 at NYG) as the only rookies to have done so in a single game since 2000.

Of all Giants rookies to have recorded 3 or more passes defensed and 1 or more interceptions in a game since 1994, Reese is the only linebacker.

GIANTS ROOKIES WITH 3+ PASSES DEFENSED AND 1+ INTERCEPTIONS (SINGLE GAME, SINCE 1994)

Player, Opponent, Date	Passes Defensed	Interceptions
Arvell Reese, vs. ARI, 10/4/26	**3**	**1**
Aaron Ross, vs. NYJ, 10/7/07	3	2
Kevin Dockery, at CAR, 12/10/06	4	1
Will Allen, at PHI, 12/30/01	4	1
Thomas Randolph, at PHI, 12/18/94	3	1

In Week 3 vs. Tennessee, he recorded 12 total tackles, 1 tackle for loss, 1 pass defensed and 1 special teams tackle. He is the seventh Giants rookie since 1994 to have 12+ tackles in a single game.

GIANTS ROOKIES WITH 12+ TACKLES IN A SINGLE GAME (SINCE 1994)

Player, Year	Opponent, Date
Arvell Reese, 2026	**vs. TEN, 9/27/26**
Tyler Nubin, 2024	**Three Times: Most Recently at DAL, 11/28/24**
Dru Phillips, 2024	**at WAS, 9/15/24**
Deonte Banks, 2023	**vs. GB, 12/11/23**
Kayvon Thibodeaux, 2022	**at WAS, 12/18/22**
Calvin Munson, 2017	vs. KC, 11/19/17
Gibril Wilson, 2004	at GB, 10/3/04



DEONTE BANKS



CB Deonte Banks has played in five games (five starts) and logged 20 tackles, 10 passes defensed and 1 interception, which was returned for a touchdown. Despite playing in only five games, he ranks third in most passes defensed in the NFL this season.

2026 PASSES DEFENSED LEADERS

	Player, Team	Passes Defensed
1.	Jacob Parrish, TB	13
2.	Quentin Lake, LAR	11
3.	**Deonte Banks, NYG**	**10**

Banks' 1 INT-TD was returned 98 yards for a touchdown, the longest interception return in the league this year. He also owns the most interception return yards in the NFL this season.

LONGEST INTERCEPTION RETURN IN 2026

	Player, Team	Interception Return Long
1.	**Deonte Banks, NYG**	**98t**
T2.	Amani Hooker, TEN	92
T2.	Rayuan Lane III, JAX	92t
4.	Talanoa Hufanga, DEN	66t
5.	Nohl Williams, KC	65

Per Next Gen Stats, Banks has been targeted 35 times this season and allowed 19 receptions for 172 yards.

FEWEST RECEIVING YARDS ALLOWED IN 2026 (MIN. 30 TARGETS PER NEXT GEN STATS)

	Player, Team	Recieving Yards Allowed
1.	Nohl Williams, KC	144
2.	Justin Strnad, DEN	170
3.	**Deonte Banks, NYG**	**172**
4.	Patrick Queen, PIT	175
5.	Denzel Ward, CLE	177

His average yards allowed per target is 4.9, the sixth-lowest in the NFL among players targeted at least 30 times.

FEWEST YARDS PER TARGET ALLOWED IN 2026
(MIN. 30 TARGETS PER NEXT GEN STATS)

	Player, Team	Yards/Target
1.	Nohl Williams, KC	4.1
2.	Denzel Ward, CLE	4.5
3.	Devon Witherspoon, SEA	4.6
4.	**Deonte Banks, NYG**	**4.9**
5.	Josh Wallace, LAR	5.0
6.	Zyon McCollum, TB	5.2
7.	Azareye'h Thomas, NYJ	5.3
T8.	Patrick Queen, PIT	5.5
T8.	C.J. Henderson, ATL	5.5
10.	Christian Benford, BUF	5.6

Per Next Gen Stats, Banks owns a 28.6% ball hawk rate. The ball hawk rate is the percentage of targets where the defender makes a play on the ball (a pass defensed or interception). His 28.6 mark is first among players targeted at least 30 times.

2026 BALL HAWK RATE LEADERS
(MIN. 30 TARGETS PER NEXT GEN STATS)

	Player, Team	Ball Hawk Rate
1.	**Deonte Banks, NYG**	**28.6%**
2.	Jacob Parrish, TB	28.3%
3.	Jaylen Watson, LAR	27.3%
4.	Quentin Lake, LAR	25.6%
5.	Zyon McCollum, TB	24.3%

Banks has consistently been one of the tightest players in coverage this season. Among players targeted at least 30 times, he's averaged 3.2 yards of coverage separation, tied for the lowest figure in the league. According to Next Gen Stats, coverage separation is the average distance between the defender and the receiver they are matched up against over the course of a route.

LOWEST AVERAGE COVERAGE SEPARATION IN 2026
(MIN. 30 TARGETS PER NEXT GEN STATS)

	Player, Team	Coverage Separation
T1.	**Deonte Banks, NYG**	**3.2**
T1.	**Greg Newsome II, NYG**	**3.2**
3.	Jaylen Watson, LAR	3.6
4.	Nohl Williams, KC	3.9
T5.	Two Players Tied	4.0

Banks has forced a tight-window target on 48.6% of passes thrown his way, the highest mark in the league among players targeted at least 30 times. A tight-window target is when the defender is within 1 yard of the receiver when the pass arrives.

TIGHT-WINDOW TARGETS PERCENTAGE IN 2026
(MIN. 30 TARGETS PER NEXT GEN STATS)

	Player, Team	Tight-Window Target Percentage
1.	**Deonte Banks, NYG**	**48.6%**
2.	Christian Benford, BUF	47.6%
3.	**Greg Newsome II, NYG**	**46.7%**
4.	C.J. Henderson, ATL	45.5%
5.	Marlon Humphrey, BAL	40.0%

MOST TIGHT-WINDOW TARGETS FORCED IN 2026
(MIN. 30 TARGETS PER NEXT GEN STATS)

	Player, Team	Tight-Window Targets
T1.	C.J. Henderson, ATL	20
T1.	Christian Benford, BUF	20
3.	**Deonte Banks, NYG**	**17**
T4.	Riq Woolen, PHI	16
T4.	Marlon Humphrey, BAL	16

When targeted, Banks' target separation (the distance between the targeted defender and receiver when the pass arrives) is 2.0 yards, the second-lowest in the NFL among players targeted at least 30 times.

2026 TARGET SEPARATION LEADERS
(MIN. 30 TARGETS PER NEXT GEN STATS)

	Player, Team	Target Separation
1.	Christian Benford, BUF	1.8
T2.	**Deonte Banks, NYG**	**2.0**
T2.	Marlon Humphrey, BAL	2.0
4.	Brandon Stephens, NYJ	2.1
5.	Quinyon Mitchell, PHI	2.2



In Week 7 at Houston, Banks totaled 2 tackles and 2 passes defensed. He allowed just 1 reception for 4 yards across 14 matchups against **WR Nico Collins**, 10 of which he played in man coverage. All four of his targets against Collins were in a tight window, his second-most in a single matchup in his career.

After missing Weeks 2-3 due to a calf injury, Banks returned to the field in Week 4 vs. Arizona and had a career day, registering 4 tackles, 4 passes defensed and 1 interception that he returned 98 yards for a touchdown. Banks' 98-yard interception return touchdown to end the game was the first of his career and the fourth-longest interception return touchdown in Giants history.

LONGEST INTERCEPTION RETURN TOUCHDOWNS IN GIANTS HISTORY

	Player, Opponent, Date	Distance
T1.	**Jason Pinnock, at MIA, 10/8/23**	**102 Yards**
T1.	Erich Barnes, at DAL, 10/15/61	102 Yards
3.	Henry Carr, at LAR, 11/13/66	101 Yards
4.	**Deonte Banks, vs. ARI, 10/4/26**	**98 Yards**
5.	Lawrence Taylor, at DET, 11/25/82	97 Yards

GREG NEWSOME II



CB Greg Newsome II has produced 25 tackles, 6 passes defensed and 1 interception across six games (six starts) this season. According to Next Gen Stats, Newsome has been targeted 30 times this season and allowed 16 receptions for 187 yards. His passer rating when targeted is 58.6, the sixth-lowest in the NFL among players targeted at least 30 times.

PASSER RATING WHEN TARGETED IN 2026
(MIN. 30 TARGETS PER NEXT GEN STATS)

	Player, Team	Passer Rating When Targeted
1.	Zyon McCollum, TB	44.0
2.	Denzel Ward, CLE	46.6
3.	Nohl Williams, KC	47.8
4.	Byron Murphy, MIN	51.4
5.	Josh Wallace, LAR	55.4
6.	**Greg Newsome II, NYG**	**58.6**
7.	Ja'Quan McMillian, DEN	60.2
8.	Travis Hunter, JAX	62.8
T9.	Jacob Parrish, TB	63.9
T9.	Patrick Queen, PIT	63.9

Newsome has averaged 3.2 yards of coverage separation, tied for the fewest in the NFL among players targeted at least 30 times. According to Next Gen Stats, coverage separation is the average distance between the defender and the receiver they are matched up against over the course of a route.

LOWEST AVERAGE COVERAGE SEPARATION IN 2026
(MIN. 30 TARGETS PER NEXT GEN STATS)

	Player, Team	Coverage Separation
T1.	**Deonte Banks, NYG**	**3.2**
T1.	**Greg Newsome II, NYG**	**3.2**
3.	Jaylen Watson, LAR	3.6
4.	Nohl Williams, KC	3.9
T5.	Two Players Tied	4.0

Newsome has forced a tight-window target on 46.7% of passes thrown his way, the third-highest mark in the league among players targeted at least 30 times. His 14 tight-window targets are the seventh-most in the NFL. A tight-window target is when the defender is within 1 yard of the receiver when the pass arrives.

TIGHT-WINDOW TARGETS PERCENTAGE IN 2026
(MIN. 30 TARGETS PER NEXT GEN STATS)

	Player, Team	Tight-Window Target Percentage
1.	**Deonte Banks, NYG**	**48.6%**
2.	Christian Benford, BUF	47.6%
3.	**Greg Newsome II, NYG**	**46.7%**
4.	C.J. Henderson, ATL	45.5%
5.	Marlon Humphrey, BAL	40.0%





DRU PHILLIPS



This season, **CB Dru Phillips** has played in seven games (three starts) and totaled 24 tackles, 4 quarterback hits, 2.0 sacks, 2 tackles for loss and 2 passes defensed.

Per Next Gen Stats, Phillips has been targeted 26 times and allowed 15 receptions for 95 yards. He's allowed 3.7 yards per target this season, the fewest among players targeted at least 25 times.

YARDS PER TARGET ALLOWED
(MIN. 25 TARGETS PER NEXT GEN STATS)

	Player	Yards per Target Allowed
1.	**Dru Phillips, NYG**	**3.7**
2.	Trent McDuffie, LAR	3.8
3.	Harold Perkins Jr., ATL	4.0
4.	Nohl Williams, KC	4.1
5.	Quincy Williams, CLE	4.2



In Week 5 at Washington, Phillips recorded 5 total tackles, 4 quarterback hits, 2.0 sacks and 2 tackles for loss. He became just the fifth Giants defensive back to record 2.0 sacks in a single game since 1982, when sacks became an official statistic. Phillips also became the first Giants defensive back to record 4 quarterback hits in a single game.

GIANTS DEFENSIVE BACKS WITH 2.0 SACKS IN A SINGLE GAME

Player, Date, Opponent	Sacks
Dru Phillips, 10/11/26, at WAS	**2.0**
Jason Pinnock, 9/15/24, at WAS	**2.0**
Tito Wooten, 11/22/98, vs. PHI	2.0
Jason Sehorn, 9/29/96, vs. MIN	2.0
Bill Currier, 12/26/82, at STL	2.0

Since 2006, when quarterback hits became an official statistic, only three defensive backs have recorded 2.0+ sacks and 4+ quarterback hits in a single game.

DEFENSIVE BACKS WITH 4+ QUARTERBACK HITS AND 2.0+ SACKS IN A SINGLE GAME
(SINCE 2006)

Player, Date, Game	Sacks	Quarterback Hits
Dru Phillips, 10/11/26, NYG at WAS	**2.0**	**4**
Malcolm Jenkins, 11/24/19, PHI vs. SEA	2.0	4
Jamal Adams, 11/17/19, NYJ at WAS	3.0	4

Since entering the league in 2024, Phillips owns 18 tackles for loss, tied for the seond-most among all defensive backs.

MOST TACKLES FOR LOSS SINCE 2024
(AMONG DEFENSIVE BACKS)

	Player	Tackles For Loss
1.	Tre'von Moehrig	21
T2.	Kyle Hamilton	19
T2.	Alontae Taylor	19
T4.	**Dru Phillips**	**18**
T4.	Budda Baker	18

JEVÓN HOLLAND



S Jevón Holland has started six games and recorded 29 tackles, 5 passes defensed, 3 interceptions, 2 forced fumbles, 1 fumble recovery and 1 tackle for loss. Holland's 3 interceptions are tied with several other players for the second-most in the NFL this season.

Holland owns 4 total takeaways (interceptions and fumble recoveries) this season, the second-most of all NFL players.

2026 TAKEAWAY LEADERS
(INTERCEPTIONS & FUMBLE RECOVERIES)

	Player, Team	Interceptions	Fumble Recoveries	Takeaways
1.	Amani Hooker, TEN	5	0	5
2.	**Jevón Holland, NYG**	**3**	**1**	**4**
T3.	Several Players Tied	-	-	3

Against the Titans in Week 3, he notched an interception in the end zone to ice the game, his third straight to start the year, along with another timely pass defensed to force a three-and-out in the second quarter. He is the first Giants player to have an interception in three consecutive games since **CB Janoris Jenkins**, who did so in his final two games of 2017 (Weeks 11-12) and Week 1 in 2018. Since 1960, the only other Giants safety to have recorded interceptions in each of the first three games of a season was **Carl "Spider" Lockhart** in 1970.

In Week 2 at the Los Angeles Rams, Holland logged a game-high 8 tackles, 2 forced fumbles, 1 fumble recovery, 1 interception and 1 pass defensed. Since 1987, he is the only Giant to have recorded those stats in a single game, and is the first NFL player since **LB James Harrison** (11/5/07) to do so. He also joined **DB Steve Rehage** (10/18/87 at Buffalo) as the only Giants to have an interception and multiple forced fumbles in a single game.

Holland recorded the first takeaway of the 2026 season for the Giants in Week 1 vs. Dallas when he picked off **QB Dak Prescott** near midfield with less than a minute to go in the first half. His interception led to crucial points for the Giants before the half, which helped propel the team to a 28-20 victory on Sunday Night Football.



JORDAN STOUT



In seven games this season, **P Jordan Stout** has punted 27 times for 1,394 yards (51.6 avg.) with a net average of 43.6. He's landed 12 punts inside the 20, tied for the tenth-most in the NFL this season. His 51.6 average leads the NFL.

HIGHEST GROSS PUNTING AVERAGE IN THE NFL THIS SEASON

	Player, Team	Gross Average
1.	**Jordan Stout, NYG**	**51.6**
2.	Matt Araiza, KC	51.4
3.	AJ Cole, LV	51.3
4.	Corey Bojorquez, CLE	50.0
5.	Rigoberto Sanchez, IND	49.9

MOST PUNTS DOWNED INSIDE THE 20 THIS SEASON

	Player, Team	Punts Inside 20
1.	Braden Mann, PHI	20
2.	Jeremy Crawshaw, DEN	18
T3.	Cameron Johnston, PIT	16
T3.	Daniel Whelan, GB	16
5.	Ryan Eckley, BAL	15
T6.	Corey Bojorquez, CLE	14
T6.	Sam Martin, CAR	14
T8.	Michael Dickson, SEA	13
T8.	Ryan Rehkow, CIN	13
T10.	**Jordan Stout, NYG**	**12**
T10.	Four Others Tied	12

Stout booted punts of 78 yards and 74 yards in Weeks 2 and 3, respectively. He became the first punter in franchise history with multiple punts of 70+ yards in a single season. His 78-yard punt is the second-longest in the NFL this season, while his 74-yarder is the fourth-longest.

LONGEST PUNTS IN THE NFL THIS SEASON

	Player, Team	Punt Yardage
1.	Corey Bojorquez, CLE	81
2.	**Jordan Stout, NYG**	**78**
3.	Daniel Whelan, GB	75
4.	**Jordan Stout, NYG**	**74**
5.	Mitch Wishnowsky, NE	73

Stout is also the first Giant to have back-to-back games with a 70-yard punt since at least 2000.

LONGEST PUNTS BY A GIANTS PLAYER (SINCE 1991)

	Player, Opponent, Date	Punt Yardage
1.	Rodney Williams, at DEN, 9/10/01	90
2.	**Jordan Stout, at LAR, 9/21/26**	**78**
T3.	**Jordan Stout, vs. TEN, 9/27/26**	**74**
T3.	Jamie Gillan, vs. NE, 11/26/23	74
T5.	Three Other Players	71

Stout joined the Giants this offseason after four seasons in Baltimore and ranked among the top of the league in multiple punting categories last season. He played in 17 games and punted 53 times for 2,657 yards (50.1 avg.) with a long of 74 and a net average of 44.9. Stout was a first-time Pro Bowler and first-team All-Pro selection in 2025.

2025 AVERAGE YARDS PER PUNT LEADERS (MIN. 45 PUNTS)

	Player, Team	Avg. Punt Yards
1.	Daniel Whelan, GB	51.7
2.	Ryan Rehkow, CIN	50.5
3.	**Jordan Stout, BAL**	**50.1**

MOST PUNTS LANDED INSIDE THE FIVE IN 2025

	Player, Team	Punts Inside 5
1.	Tommy Townsend, HOU	8
2.	Jake Bailey, MIA	6
T3.	**Jordan Stout, BAL**	**4**
T3.	Four Others Tied	4

In 2025, Stout recorded a net average of 44.9, which eclipsed his previous career high set in 2024 (41.2). His net average of 44.9 also led the NFL last season.

2025 PUNT NET AVERAGE LEADERS (MIN. 45 PUNTS)

	Player, Team	Net Average
1.	Jordan Stout, BAL	44.9
2.	Rigoberto Sanchez, IND	44.7
3.	Ryan Wright, MIN	44.5
T4.	Daniel Whelan, GB	43.9
T4.	Tress Way, WAS	43.9

During his four-year stint in Baltimore, Stout set franchise marks in multiple single-season punting categories including single season average and single season net average.

AVERAGE YARDS PER PUNT (SINGLE SEASON - RAVENS HISTORY)

	Player, Year	Punt Average
1.	Jordan Stout, 2025	50.1
2.	Jordan Stout, 2023	47.8
T3.	Sam Koch, 2018	47.4
T3.	Sam Koch, 2014	47.4
5.	Sam Koch, 2012	47.1

AVERAGE NET YARDS PER PUNT (SINGLE SEASON - RAVENS HISTORY)

	Player, Year	Net Average
1.	Jordan Stout, 2025	44.9
2.	Sam Koch, 2014	43.3
3.	Sam Koch, 2015	42.9
4.	Sam Koch, 2020	42.5
5.	Jordan Stout, 2024	41.2



DOMINIC ZVADA



In seven games this season, rookie **K Dominic Zvada** has gone 12-for-12 on extra points and 13-for-18 on field goal attempts. In Week 4, Zvada became the first Giants rookie to make at least three 50+-yard field goals in a single season. Zvada ranks second among all rookies through Week 8 in points scored.

MOST POINTS SCORED AMONG ROOKIES IN 2026

	Player, Team	Points Scored
1.	Drew Stevens, WAS	53
2.	Dominic Zvada, NYG	51
3.	Trey Smack, GB	49
4.	Denzel Boston, CLE	20
5.	Nine Players Tied	12

Zvada's 51 points this season have him climbing the leaderboard for most points by a rookie in franchise history.

MOST POINTS SCORED BY A ROOKIE IN GIANTS HISTORY

	Player, Year	Points Scored
1.	Ali Haji-Sheikh, 1983	127
2.	Saquon Barkley, 2018	92
T3.	Odell Beckham Jr., 2014	72
T3.	Bill Paschal, 1943	72
5.	Bill Swiacki, 1948	60
6.	Eric Schubert, 1985	56
7.	Jaxson Dart, 2025	54
8.	Dominic Zvada, 2026	51
9.	Jess Atkinson, 1985	50
T10.	Two Others Tied	48

Zvada's long of 56 yards is tied for the longest make by a Giants rookie in team history.

LONGEST FIELD GOAL MADE BY A ROOKIE IN TEAM HISTORY

	Player, Year	Field Goal Distance
T1.	**Dominic Zvada, 2026**	**56**
T1.	Ali Haji-Sheikh, 1983	56
T1.	Ali Haji-Sheikh, 1983	56

In Week 4 vs. Arizona, Zvada connected on two field goals of 50+ yards (50 and 52). He became the first rookie kicker with 2 or more 50+-yard makes in the same game since the Rams' **Joshua Karty** vs. Seattle on 1/5/25. The last time a Giant made 2 kicks of 50+ yards in the same game was **Graham Gano** at Washington on 12/18/22. Zvada, Gano (six times) and **Raul Allegre** (vs. Philadelphia on 11/15/87) are the only three Giants kickers in franchise history to make multiple kicks from 50+ yards in the same game.

Zvada accounted for all 12 points in Week 3 to become the sixth rookie to make all of their field goal attempts and account for all points scored in a win in the Super Bowl Era.

ROOKIE KICKERS RESPONSIBLE FOR ALL POINTS IN A WIN WITH 100% FIELD GOAL ACCURACY IN SUPER BOWL ERA

	Player, Team, Year	Field Goals Made
1.	Dan Bailey, DAL, 2011	6
2.	Nick Mike-Mayer, ATL, 1973	5
T3.	**Dominic Zvada, NYG, 2026**	**4**
T3.	Chandler Catanzaro, ARI, 2014	4
T3.	Joshua Karty, LAR, 2024	4
6.	Justin Tucker, BAL, 2012	3

In Week 3, Zvada became the fifth Giants rookie with 4+ field goals in a game since 1983.

MOST FIELD GOALS MADE IN A GAME BY A ROOKIE IN TEAM HISTORY

	Player, Year	Field Goals Made
T1.	Eric Schubert, 1985	5
T1.	Ali Haji-Sheikh, 1983	5
T3.	**Dominic Zvada, 2026**	**4**
T3.	Two Others Tied	4







NEW YORK GIANTS

OFFENSIVE RANKINGS

Category	Stat	League Ranking
Total Yards Per Game	346.0	11th
Rushing Yards Per Game	116.7	15th
Passing Yards Per Game	229.3	15th
First Downs Per Game	21.0	T-10th
3rd Down Conversion Rate	41.24%	11th
4th Down Conversion Rate	75.00%	T-5th
Red Zone - TD Rate	66.67%	T-9th
Average Time of Possession	32:35	2nd
Points Per Game	23.3	13th

DEFENSIVE RANKINGS

Category	Stat	League Ranking
Total Yards Allowed Per Game	313.0	9th
Rushing Yards Allowed Per Game	128.1	26th
Passing Yards Allowed Per Game	184.9	3rd
First Downs Allowed Per Game	19.0	11th
Opp. 3rd Down Conversion Rate	39.29%	14th
Opp. 4th Down Conversion Rate	50.00%	T-13th
Red Zone - Allowed TD Rate	77.78%	29th
Points Allowed Per Game	23.0	15th

SPECIAL TEAMS RANKINGS

Category	Stat	League Ranking
Punt Return Average	8.9	22nd
Kickoff Return Average	25.6	21st
Field Goal Percentage	72.2%	27th
Opp. Punt Return Average	10.4	22nd
Opp. Kick Return Average	25.0	9th

PHILADELPHIA EAGLES

OFFENSIVE RANKINGS

Category	Stat	League Ranking
Total Yards Per Game	265.3	32nd
Rushing Yards Per Game	88.1	27th
Passing Yards Per Game	177.1	27th
First Downs Per Game	16.1	31st
3rd Down Conversion Rate	37.27%	23th
4th Down Conversion Rate	33.33%	T-28th
Red Zone - TD Rate	71.43%	4th
Average Time of Possession	28:24	T-28th
Points Per Game	17.1	30th

DEFENSIVE RANKINGS

Category	Stat	League Ranking
Total Yards Allowed Per Game	367.3	27th
Rushing Yards Allowed Per Game	131.9	28th
Passing Yards Allowed Per Game	235.4	24th
First Downs Allowed Per Game	21.0	25th
Opp. 3rd Down Conversion Rate	41.38%	20th
Opp. 4th Down Conversion Rate	71.43%	T-26th
Red Zone - Allowed TD Rate	56.25%	13th
Points Allowed Per Game	25.3	21st

SPECIAL TEAMS RANKINGS

Category	Stat	League Ranking
Punt Return Average	12.6	5th
Kickoff Return Average	20.8	32nd
Field Goal Percentage	85.7%	T-15th
Opp. Punt Return Average	10.1	T-17th
Opp. Kick Return Average	26.6	T-19th

NEW YORK GIANTS

	Giants	Opponent
Total First Downs	147	133
3rd Down: Made/Att	40/97	33/84
Total Net Yards	2,422	2,191
Net Yards Rushing	817	897
Net Yards Passing	1,605	1,294
Total Touchdowns	18	20
Rushing TDs	6	6
Passing TDs	11	14
INT/FUM Return TDs	1	0
PR/KR TDs	0	0
Punt Return Avg.	8.9	10.4
Kick Return Avg.	25.6	25.0
Sacks	9.0	21.0
	Player	**Stat**
Scoring	Dominic Zvada	51
Pass Attempts	Jameis Winston	158
Pass Completions	Jameis Winston	90
Completion Pct.	J.J. McCarthy	63.3%
Passing Yards	Jameis Winston	957
Passing TDs	J. Winston	7
Rushing Attempts	Cam Skattebo	98
Rushing Yards	Cam Skattebo	418
Rushing TDs	C. Skattebo, T. Tracy Jr.	2
Rushing Avg. (min. 25 att.)	Cam Skattebo	4.3
Receptions	Malik Nabers	48
Receiving Yards	Malik Nabers	605
Receiving TDs	Isaiah Likely	5
Avg. Yards-Per-Rec (min. 15)	Malachi Fields	15.5
Tackles	Arvell Reese	54
Sacks	A. Carter, T. Edmunds, D. Phillips	2.0
Interceptions	Jevón Holland	3
Punt Returns	Charlie Jones	12
Punt Return Avg.	Charlie Jones	11.1
KO Returns	Charlie Jones	14
KO Returns Avg. (min. 5)	Tyrone Tracy	28.9
Punts	Jordan Stout	27
Punting Avg.	Jordan Stout	51.6

PHILADELPHIA EAGLES

	Eagles	Opponent
Total First Downs	129	168
3rd Down: Made/Att	41/110	48/116
Total Net Yards	2,122	2,938
Net Yards Rushing	705	1,055
Net Yards Passing	1,417	1,883
Touchdowns	17	22
Rushing TDs	7	10
Passing TDs	10	12
INT/FUM Return TDs	0	0
PR/KR TDs	0	0
Punt Return Avg.	12.6	10.1
Kick Return Avg.	20.8	26.6
Sacks	10.0	23.0
	Player	**Stat**
Scoring	Jake Elliott	35
Pass Attempts	Jalen Hurts	154
Pass Completions	Jalen Hurts	89
Completion Pct.	Tanner McKee	63.2%
Passing Yards	Jalen Hurts	933
Passing TDs	Jalen Hurts	8
Rushing Attempts	Saquon Barkley	56
Rushing Yards	Saquon Barkley	274
Rushing TDs	S. Barkley, D. Pierce	2
Rushing Avg. (min. 25 att.)	Saquon Barkley	4.9
Receptions	Makai Lemon	31
Receiving Yards	DeVonta Smith	310
Receiving TDs	Darius Cooper	4
Avg. Yards-Per-Rec (min. 15)	Dontayvion Wicks	14.9
Tackles	Zack Baun	58
Sacks	J. Carter, N. Smtih	4.0
Interceptions	C. DeJean, A. Mukuba, Q. Mitchell	1
Punt Returns	Britain Covey	14
Punt Return Avg.	Britain Covey	12.6
KO Returns	Britain Covey	9
KO Returns Avg. (min. 5)	Jaydon Blue	24.0
Punts	Braden Mann	41
Punting Avg.	Braden Mann	47.4

High School Officiating Crew of the Month

The New York Giants and Ticketmaster are proud to celebrate high school football officials throughout New York State in partnership with the National Football League (NFL), the National Federation of State High School Associations (NFHS), and the New York State Association of Certified Football Officials (NYSACFO). Each month during the high school football season, the Giants honor a High School Officiating Crew of the Month to recognize officials for their commitment to their communities and their demonstration of honesty and objectivity. Thanks to Ticketmaster, each member of the selected crew will receive tickets to a Giants home game this season.

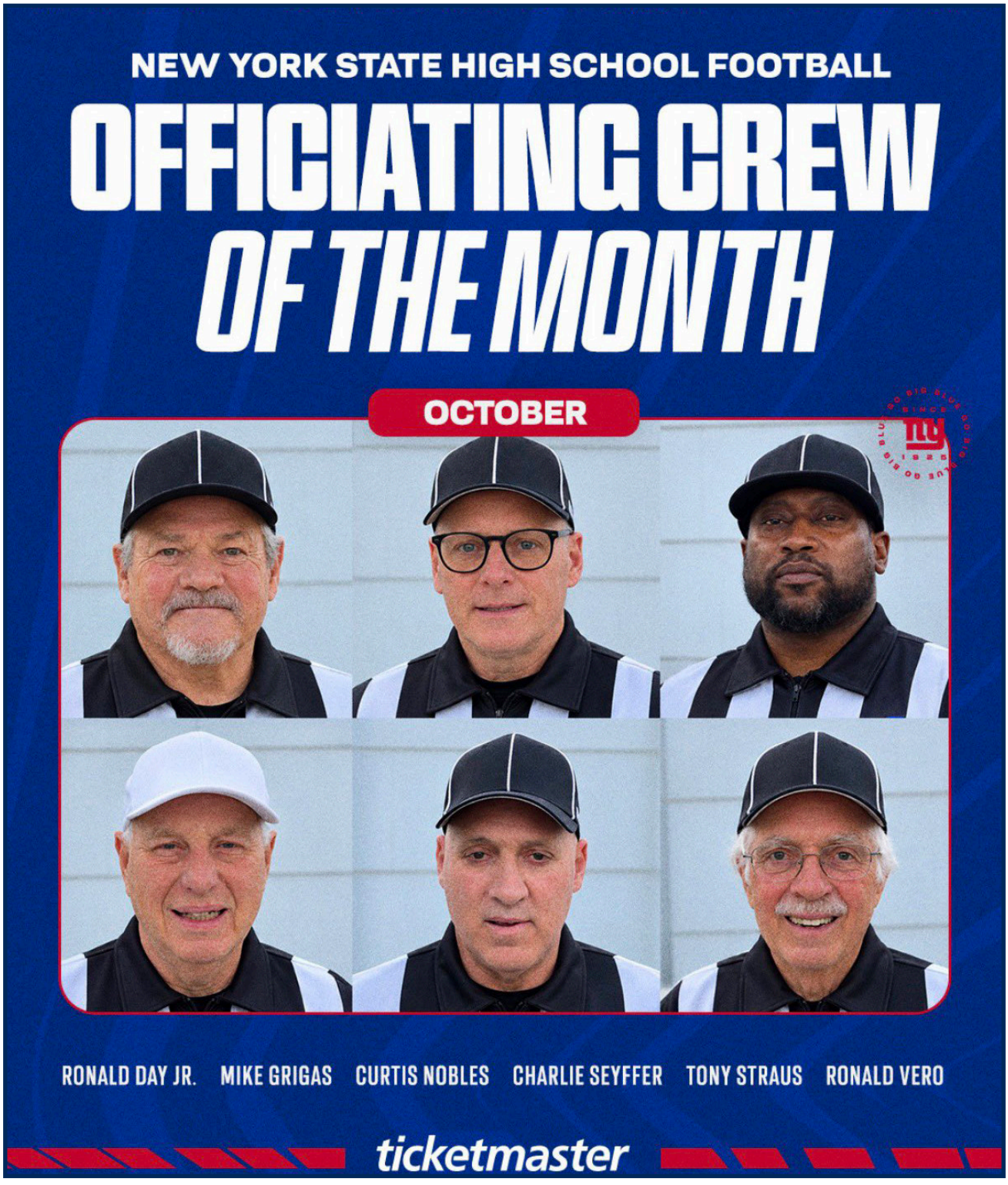

Lou Rettino High School Coach of the Week

The New York Giants and Gatorade have selected Mr. Chris Pace of Masuk High School (Monroe, Conn.) as the Lou Rettino High School Coach of the Week for Week 9 of the 2026 season. Pace's Panthers improved to 6-0 this season with a thrilling 42-37 road victory over Pomperaug High School. Pomperaug also entered the matchup undefeated with a high-powered offense, but Masuk was able to add another score to secure the victory and remain undefeated. Their impressive win follows a 41-26 victory over longtime rival Bunnell, marking the Panthers' fourth consecutive game with 40 or more points scored.





38

2025 WEEK 8

Philadelphia Eagles 38, New York Giants 20

69,879 Lincoln Financial Field Oct 26, 2025



20

New York Giants	7	3	3	7	— 20
Philadelphia Eagles	7	14	3	14	— 38

SCORING DRIVES

TEAM	QTR	TIME	SCORING PLAY	NYG	PHI
Eagles	1	14:43	S.Barkley 65 yd. run (J.Elliott kick) (2-65, 0:17)	0	7
Giants	1	02:56	C.Skattebo 18 yd. pass from J.Dart (G.Gano kick) (6-52, 3:14)	7	7
Eagles	2	11:38	S.Barkley 9 yd. pass from J.Hurts (J.Elliott kick) (11-53, 6:18)	7	14
Giants	2	02:53	G.Gano 47 yd. Field Goal (7-37, 3:20)	10	14
Eagles	2	00:21	D.Goedert 6 yd. pass from J.Hurts (J.Elliott kick) (7-58, 2:32)	10	21
Eagles	3	07:03	J.Elliott 40 yd. Field Goal (11-54, 6:07)	10	24
Giants	3	00:19	G.Gano 34 yd. Field Goal (15-59, 6:44)	13	24
Eagles	4	11:17	D.Goedert 17 yd. pass from J.Hurts (J.Elliott kick) (7-72, 4:02)	13	31
Eagles	4	05:59	J.Dotson 40 yd. pass from J.Hurts (J.Elliott kick) (6-73, 3:30)	13	38
Giants	4	02:44	J.Dart 2 yd. run (G.Gano kick) (7-65, 3:15)	20	38

PHILADELPHIA EAGLES

PASSING	ATT	CP	YDS	SK/YD	TD	LG	INT	RTG
Jalen Hurts	20	15	179	4/28	4	40t	0	141.5
TOTAL	20	15	179	4/28	4	40T	0	141.5

RUSHING	ATT	YDS	AVG	LG	TD
Saquon Barkley	14	150	10.7	65t	1
Tank Bigsby	9	104	11.6	29	0
Jalen Hurts	4	22	5.5	8	0
Will Shipley	3	2	0.7	3	0
Tanner McKee	3	-2	-0.7	0	0
TOTAL	33	276	8.4	65T	1

RECEIVING	NO	YDS	AVG	LG	TD
DeVonta Smith	6	84	14.0	26	0
Saquon Barkley	4	24	6.0	12	1
Dallas Goedert	3	28	9.3	17t	2
Jahan Dotson	1	40	40.0	40t	1
Xavier Gipson	1	3	3.0	3	0
TOTAL	15	179	11.9	40T	4

TOP DEFENSE	TOT	SOLO	AST	SCK	YDS	INT
Zack Baun	6	3	3	1.0	1.0	0
Reed Blankenship	5	5	0	0.0	0.0	0
Nakobe Dean	5	4	1	0.0	0.0	0

FIELD GOALS	FGM/FGA	PERCENT	RESULTS
Jake Elliott	1-2	50.0	58RU, 40G
TOTAL	1-2	50.0	

NEW YORK GIANTS

PASSING	ATT	CP	YDS	SK/YD	TD	LG	INT	RTG
Jaxson Dart	24	14	193	5/15	1	34	0	98.1
TOTAL	24	14	193	5/15	1	34	0	98.1

RUSHING	ATT	YDS	AVG	LG	TD
Tyrone Tracy Jr.	10	39	3.9	6	0
Jaxson Dart	6	17	2.8	8	1
Cam Skattebo	3	12	4.0	5	0
Devin Singletary	2	0	0.0	3	0
TOTAL	21	68	3.2	8	1

RECEIVING	NO	YDS	AVG	LG	TD
Wan'Dale Robinson	3	48	16.0	34	0
Theo Johnson	3	20	6.7	12	0
Darius Slayton	2	26	13.0	19	0
Tyrone Tracy Jr.	2	14	7.0	9	0
Devin Singletary	1	28	28.0	28	0
Daniel Bellinger	1	21	21.0	21	0
Beaux Collins	1	18	18.0	18	0
Cam Skattebo	1	18	18.0	18t	1
TOTAL	14	193	13.8	34	1

TOP DEFENSE	TOT	SOLO	AST	SCK	YDS	INT
Bobby Okereke	8	7	1	1.0	0.0	0
Dane Belton	7	4	3	0.0	0.0	0
Tyler Nubin	5	3	2	0.0	0.0	0

FIELD GOALS	FGM/FGA	PERCENT	RESULTS
Graham Gano	2-2	100.0	47G, 34G
TOTAL	2-2	100.0	

Team Statistics	Giants	Eagles
First Downs	13	23
3rd-Down Eff. (Made/Att/Pct)	5/12/42%	2/8/25%
4th-Down Eff. (Made/Att/Pct)	1/1/100%	2/2/100%
Total Net Yards	246	427
Total Plays	50	57
Yards Per Play	4.9	7.5
Rushes/Net Yards	21/68	33/276
Net Passing	178	151
Pass Attempts/Completions	24/14	20/15
Had Intercepted	0	0
Sacked/Yards Lost	5/15	4/28
Punts/Average	4/48.5	1/57.0
Penalties/Yards	7/54	5/30
Fumbles/Lost	0/0	0/0
Possession Time	26:45	33:15



John Harbaugh was named the head coach of the New York Giants on January 20, 2026. A Super Bowl XLVII champion who led the Baltimore Ravens to 12 postseason appearances and six division titles, Harbaugh is the 21st head coach in franchise history.

Harbaugh brings a wealth of experience to the Giants as he enters his 29th season in the NFL and 19th as a head coach. Harbaugh began his NFL coaching career in 1998 as a special teams coordinator for the Philadelphia Eagles, a position he held for nine seasons before leading the Eagles secondary in 2007. Since becoming a head coach, Harbaugh has collected 182 regular-season victories, the 14th-most in NFL history, along with 13 postseason wins, which is tied for the seventh-most. Overall, his 195 wins (regular season and playoffs) are the 13th-most all-time. Harbaugh also owns eight road playoff wins, the most in league history.

In 2008, Harbaugh was named the head coach of the Ravens, where he spent 18 seasons at the helm, establishing and maintaining a model of consistent success in the NFL.

Harbaugh compiled a record of 180-113 (.614) and led four different Ravens teams to the AFC Championship game, including a 28-13 victory over the New England Patriots that catapulted Baltimore to Super Bowl XLVII. In that game, Harbaugh led the Ravens to a 34-31 victory over the San Francisco 49ers, who were led by his brother, Jim Harbaugh. It marked the second World Championship in Ravens franchise history.

In Harbaugh's first season with the Ravens, he led Baltimore to an 11-5 mark and an appearance in the AFC Championship game. That began a run of five consecutive playoff appearances from 2008 to 2012, including Super Bowl XLVII in 2012. Harbaugh is the only head coach to win a playoff game in each of his first five seasons since 1970.

In 2019, Harbaugh was named the Associated Press NFL Coach of the Year after orchestrating the Ravens to a franchise-best 14-2 record and its first-ever No. 1 playoff seed. He became the first Ravens coach to win the Associated Press NFL Coach of the Year Award. He was also a finalist for the award in 2023.

Over the course of Harbaugh's career in Baltimore, the Ravens consistently excelled in all three phases of the game. From 2008 to 2025, Baltimore averaged a league-leading 139.8 rushing yards per game, 10 more yards than the next closest team. Harbaugh produced offenses that finished in the top ten in total yards five times during his tenure, including 2024, when the Ravens set a franchise record, averaging 424.9 total yards per game. Baltimore has also finished among the top five in points per game three times since 2019, when they led the NFL, averaging 33.2 points per game.

The Ravens dominated on the ground during Harbaugh's tenure, ranking among the top five in rushing yards per game across 10 different seasons, including finishing first in 2019, 2020, 2023, 2024 and 2025. As a unit, the Ravens led the NFL from 2008-25 in yards per carry (4.62) and ranked third with 306 rushing touchdowns.

In nine of Harbaugh's 18 seasons as head coach, the Ravens ranked among the top three teams in points allowed. Baltimore allowed 19.4 points per game from 2008 to 2025, the fewest points among all NFL teams. Also in that span, the Ravens allowed 96.6 rushing yards per game, the fewest in the NFL and the only team under 100 yards. Five of Harbaugh's defenses ranked within the top five for yards allowed per game (2008, 2009, 2011, 2018 and 2019), including allowing a league-low 292.9 yards per game in 2018.

Harbaugh's defense in 2023 ranked first in the NFL with 60 sacks, tying the Baltimore franchise record set by the 2006 team. Five different Ravens teams over the course of Harbaugh's tenure (2024, 2023, 2022, 2014 and 2011) finished among the top five in sacks.

On special teams, Baltimore consistently ranked among the league's best in Football Outsiders' special teams DVOA (defense-adjusted value over average), a metric that measures play-by-play efficiency relative to league averages. Across Harbaugh's 18 seasons, the Ravens finished as the top-rated special teams unit four times (2012, 2015, 2017 and 2021). From 2008 to 2025, the unit recorded 14 top 10 finishes, including nine in the top three.

Eight different Ravens specialists combined for 18 Pro Bowl appearances from 2008 to 2025, including punter Jordan Stout, who set a franchise record with a 50.1 average in 2025 and led the NFL with a 44.9 net average.

During his Ravens tenure, Harbaugh's players frequently represented the organization as a first-team All-Pro honoree. Baltimore guided a league-leading 22 players to first-team All-Pro honors from 2008 to 2025. Those 22 players combined for 37 first-team selections.

Additionally, Harbaugh led 46 different players to Pro Bowl invitations, the most in the NFL since 2008. In 2019, the Ravens had 12 players selected to the Pro Bowl, tying the 1973 Miami Dolphins for the most in a single season prior to any additions or injury replacements. Ultimately, 13 Ravens attended that year.

Harbaugh began his NFL coaching career in 1998 as the special teams coordinator for the Philadelphia Eagles, a position he held until 2007, when he worked with the Eagles secondary. While running Philadelphia's special teams, kicker David Akers earned three Pro Bowl nods and 15 Eagles earned Special Teams Player of the Week awards.

Prior to working in the NFL, Harbaugh worked his way through the college ranks. He began his coaching career in 1984, serving as a graduate assistant under his father at Western Michigan. In 1987, he coached tight ends at Pittsburgh before spending the 1988 season at Morehead State working with defensive backs, special teams and strength and conditioning.

In 1989, Harbaugh earned a job at the University of Cincinnati and over the course of the next six seasons, spent time recruiting and working with special teams, tight ends, outside linebackers and running backs. Harbaugh spent 1995 and 1996 as the assistant head coach at Cincinnati, when the Bearcats posted back-to-back seasons with a 6-5 record, the school's first time having a winning record in consecutive seasons since 1981 and 1982.

Off the field, Harbaugh proudly supports the U.S. Military. In 2013, he was awarded the NFL's Salute to Service Award, which acknowledges exceptional efforts by those in the league who honor and support military

members. He was also a finalist for the award in 2011. In 2012, the late Army Chief of Staff General Raymond Odierno presented Harbaugh and former Giants head coach and franchise Ring of Honor inductee Tom Coughlin with the Outstanding Civilian Service Award during a ceremony at Fort Myer in Virginia.

Harbaugh has also spent time visiting several military stations, including bases in the Persian Gulf, the Naval Special Warfare Center, Andrews Air Force Base and undisclosed locations in Turkey and Afghanistan. In 2008, Harbaugh established a Military Appreciation Day at Baltimore's training camp, providing service members with an opportunity to view practice and meet Ravens players and coaches. During the season, Harbaugh invited wounded warriors to be his guests at every Ravens home game.

Harbaugh was raised around the game of football. His father, Jack Harbaugh, coached for 41 years, which includes 19 years as the head coach of two collegiate programs (Western Michigan, 1982-86, and Western Kentucky, 1989-2002). His younger brother, Jim, is currently the head coach of the Los Angeles Chargers. Jim previously held stints as the head coach at the collegiate level with Stanford (2007-2010) and Michigan (2015-2023). At the professional level, Jim directed the San Francisco 49ers from 2011-2014 and has been leading the Chargers since 2024.

Born in Toledo, Ohio, Harbaugh attended Pioneer High School in Ann Arbor, Michigan, where he and his brother are members of the school's Hall of Fame. Harbaugh has also been recognized by his alma mater, Miami (Ohio) University, where he was inducted into the "Cradle of Coaches." In recognition of this honor, a statue of Harbaugh stands on the campus in Oxford, Ohio. The association honors Miami graduates who have achieved the highest levels of coaching success at the collegiate or professional level.

Harbaugh played defensive back for the Redhawks while earning his bachelor's degree in political science. He also obtained a master's in physical education from Western Michigan.

John and his wife, Ingrid, have one daughter, Alison, who is currently attending law school at Loyola University Chicago.

HARBAUGH'S COACHING CAREER

2026	**New York Giants**	**Head Coach**
2008-25	Baltimore Ravens	Head Coach
2007	Philadelphia Eagles	Secondary
1998-2006	Philadelphia Eagles	Special Teams Coordinator
1997	Indiana University	Defensive Backs/Special Teams Coordinator
1995-96	University of Cincinnati	Assistant Head Coach
1989-94	University of Cincinnati	Special Teams/Tight Ends/Outside Linebackers/Running Backs
1988	Morehead State	Defensive Backs/Special Teams/Strength & Conditioning
1987	Pittsburgh	Tight Ends
1984-86	Western Michigan	Graduate Assistant



CHRIS HORTON

ASSISTANT HEAD COACH/SPECIAL TEAMS COORDINATOR

Chris Horton is entering his first season as the assistant head coach/special teams coordinator for the New York Giants. He brings 14 years of coaching experience to East Rutherford, including 12 seasons in the NFL, all with the Baltimore Ravens as a member of John Harbaugh's staff.

In 2025, Horton guided punter Jordan Stout to first-team All-Pro honors, as he set Ravens franchise marks with a 50.1 average and a league-leading 44.9 net average. Stout also owned the fifth-lowest return average in the NFL last season, allowing 6.9 yards per return.

From 2020-25, when Horton led the Ravens' special teams, Baltimore averaged 11.8 yards per punt return, the third best in the NFL, and allowed 23.2 yards per kickoff return, the third lowest in the league. They also ranked among the top 10 in kicking points (816, second), kickoff/punt return touchdowns (3, tied for ninth) and field goal percentage (86.7%, 10th).

Since Horton began working with the Ravens special teams units in 2015, five players have combined to appear in 14 Pro Bowls. Kicker Justin Tucker was selected to six Pro Bowls, while long snapper Morgan Cox made four, return specialist Devin Duvernay made two and punters Sam Koch (2015) and Jordan Stout (2025) both made one. Tucker was also named a first-team All-Pro four times (2016, '18, '19 and '21).

Prior to working in the NFL, Horton spent two seasons (2012-13) at UCLA as a quality control coach, assisting with the defense and special teams.

Horton played three seasons in the NFL after being selected in the seventh round (249th overall) by Washington in 2008. He appeared in 29 games and totaled 80 tackles, 8 passes defensed, 8 tackles for loss, 3 interceptions, 3 quarterback hits, 2 fumble recoveries and 1 forced fumble. Before his career ended due to injuries, Horton spent the 2012 training camp with the New York Giants.

A UCLA graduate who played safety for the Bruins from 2004-07, Horton earned his bachelor's degree in history. In 2022, he participated in the NFL's inaugural Coach and Front Office Accelerator Program, an initiative by the league to strengthen the pipeline of diverse candidates across all levels.

Horton attended De La Salle High School in New Orleans, Louisiana, where he was inducted into the school's Hall of Fame in 2014. He and his wife, Jackie, have three daughters, Kristinia, Khloe and Kallie and a son, Kaden.

HORTON'S COACHING CAREER

2026	**New York Giants**	**Assistant Head Coach/Special Teams Coordinator**
2020-25	Baltimore Ravens	Special Teams Coordinator
2019	Baltimore Ravens	Special Teams Coach
2016-18	Baltimore Ravens	Assistant Special Teams Coach
2015	Baltimore Ravens	Staff Assistant (Special Teams)
2014	Baltimore Ravens	Coaching Intern (Defense)
2012-13	UCLA	Quality Control



MATT NAGY

OFFENSIVE COORDINATOR

Matt Nagy is in his 17th season in the NFL and first as the offensive coordinator for the New York Giants. He arrives in East Rutherford after spending the last four seasons with the Kansas City Chiefs, where he played an integral role in the Chiefs' winning consecutive Super Bowls in 2022 and 2023.

Nagy's second stint with the Chiefs was 2022 to 2025, where he served as a senior offensive assistant/quarterbacks coach (2022) and offensive coordinator (2023-25). During his tenure, the Chiefs appeared in three straight Super Bowls (two wins), captured three AFC Championships and three AFC West division titles.

While under Nagy's guidance, quarterback Patrick Mahomes was named NFL MVP in 2022 after throwing for 5,250 yards, the fourth-most in a single-season in NFL history; 41 touchdowns and completed 67.1 percent of his passes. Mahomes capped off the season by earning Super Bowl MVP and being named first-team All-Pro by the AP.

Prior to his second tenure in Kansas City, Nagy spent four seasons as the head coach of the Chicago Bears from 2018-21. He compiled a record of 34-31 and led the Bears to two postseason appearances. Nagy was named the 2018 AP Coach of the Year after leading the Bears to a 12-4 record and an NFC North division title. At the time, Nagy became just the second Bears' rookie head coach to win 10+ games, joining George Halas in 1920.

Nagy first joined the Chiefs staff in 2013 as a quarterbacks coach, a position he held for three seasons before being named offensive coordinator in 2016. Nagy worked closely with Alex Smith, who led the Chiefs to division titles in 2015 and 2016. From 2013-17, Smith earned three Pro Bowl nods (2013, '16 and '17) and ranked among the top 10 in completions (1,587) and completion percentage (65.1). Smith also owned a 1.3 interception percentage, the second-lowest mark in the NFL, behind only Tom Brady.

Nagy began his NFL coaching career with the Philadelphia Eagles, serving as a coaching intern during training camp in 2008 and 2009 before being hired as a coaches assistant in 2010. Following the 2010 campaign, Nagy spent two seasons as an offensive quality control coach.

Before breaking through in the NFL, Nagy spent time coaching at the high school level, working as an assistant coach at Manheim Central (2001), as the quarterbacks coach at Cedar Crest (2002-03) and the offensive coordinator at Palmyra Area High School (2008-09).

A former quarterback in the Arena Football League, Nagy played six years for four different teams, beginning his career with the New York Dragons (2002), before stints with the Carolina Cobras (2004), Georgia Force (2005-06) and the Columbus Destroyers (2007-08). Over the course of his career, Nagy completed 65.5 percent of his passes for 18,866 yards and 374 touchdowns.

He played collegiately at the University of Delaware, where his name still sits atop a number of school passing records. Nagy owns the most career passing yards (8,214), passing yards in a game (566), passing yards in a half (358) and career passing touchdowns (58) and ranks second in total yards with 7,943. He earned third team All-American honors in 2000 after throwing for 3,436 yards and 29 touchdowns, both the second-most in a single-season in school history.

Born in Plainfield, N.J. and raised in Lancaster, Pa., Nagy earned his degree in health and physical education from Delaware. He is married to Stacey and together they have four sons, Brayden, Tate, Jaxon and Jett.

NAGY'S COACHING CAREER

2026	**New York Giants**	**Offensive Coordinator**
2023-25	Kansas City Chiefs	Offensive Coordinator
2022	Kansas City Chiefs	Senior Offensive Asst./Quarterbacks
2018-21	Chicago Bears	Head Coach
2016-17	Kansas City Chiefs	Offensive Coordinator
2013-15	Kansas City Chiefs	Quarterbacks
2011-12	Philadelphia Eagles	Offensive Quality Control
2010	Philadelphia Eagles	Coaches Assistant
2008-09	Palmyra Area High School	Offensive Coordinator
2002-03	Cedar Crest High School	Quarterbacks
2001	Manheim Central High School	Assistant Coach



DENNARD WILSON

DEFENSIVE COORDINATOR

Dennard Wilson is entering his first season as the defensive coordinator for the New York Giants after spending the previous two seasons in the same role with the Tennessee Titans. He brings 14 years of NFL coaching experience to East Rutherford.

In 2024, the Titans' defense allowed 311.2 yards per game and 177.3 passing yards per game, both of which were the second-lowest marks in the league. In 2025, Tennessee was efficient in getting after the quarterback, ranking among the top 10 teams in sacks per pass attempt, with an 8.2 percent rate, the highest by a Titans team since 2005.

Titans defensive tackle Jeffery Simmons had his most productive season in 2025 under Wilson's tutelage. Simmons totaled a career-high 11.0 sacks, 17 tackles for loss and 3 forced fumbles. He was named first team All-Pro by the Associated Press and was voted to his fourth career Pro Bowl.

Prior to his time in Tennessee, Wilson was a part of John Harbaugh's staff in Baltimore for the 2023 season as the defensive backs coach. In his lone year with the Ravens, the defense ranked near the top of the league in interceptions (18, third in the NFL), passes defensed (85, fourth) and passing yards allowed per game (191.9, sixth). Safety Kyle Hamilton anchored the secondary, earning first-team All-Pro honors and a trip to the Pro Bowl after producing 13 passes defensed and 10 tackles for loss.

Wilson coached the Philadelphia Eagles secondary in 2021 and 2022, playing a key role in consecutive playoff appearances for the Eagles, including a trip to Super Bowl LVII. During the 2022 season, Philadelphia's secondary allowed a league-low 179.8 passing yards per game. Both of Philadelphia's starting corners earned recognition, as Darius Slay was voted to the Pro Bowl and James Bradberry was named second-team All-Pro.

Wilson spent four seasons (2017-20) with the New York Jets, working with the defensive backs. He played an important role in the ascension of Jamal Adams, who earned two of his three career Pro Bowl nods and his only first-team All-Pro honor while playing under Wilson. After Wilson added the title of passing game coordinator in 2019, the Jets recorded four pick-sixes in 2019 and 2020, tied for the third-most in the league.

In 2012, Wilson entered his first season coaching in the NFL as a defensive quality control coach with the St. Louis Rams. He spent five seasons (2012-16) with the Rams, including the last two as the defensive backs coach. Prior to his tenure with the Rams, Wilson was a pro scout for the Chicago Bears from 2008-11.

Wilson started his coaching career at DeMatha Catholic High School in Maryland in 2004, before working as a graduate assistant for two years (2007-08) at the University of Maryland.

A native of Upper Marlboro, Md., Wilson and his wife, Taihitia, have a daughter, Riley, and a son, Reece. He attended the University of Maryland, where he earned his degree in communications. On the gridiron, Wilson was a three-year starter and team captain for the Terrapins. He was tabbed as an honorable mention All-ACC performer in 2003 after leading the team with 12 passes defensed. In 2004, Wilson was signed as a rookie free agent by Washington, where he earned a spot on the practice squad before suffering a season-ending injury.

WILSON'S COACHING CAREER

2026	**New York Giants**	**Defensive Coordinator**
2024-25	Tennessee Titans	Defensive Coordinator
2023	Baltimore Ravens	Defensive Backs
2022	Philadelphia Eagles	Defensive Passing Game Coordinator/Defensive Backs
2021	Philadelphia Eagles	Defensive Backs
2019-20	New York Jets	Passing Game Coordinator/Defensive Backs
2017-18	New York Jets	Defensive Backs
2015-16	St. Louis/Los Angeles Rams	Defensive Backs
2012-14	St. Louis Rams	Defensive Quality Control
2007-08	University of Maryland	Graduate Assistant
2004-06	DeMatha Catholic High School	Defensive Backs/Passing Game Coordinator



John Harbaugh
Head Coach
Coaches



Chris Horton
Assistant Head Coach/Special Teams Coordinator
Coaches



Matt Nagy
Offensive Coordinator
Coaches



Dennard Wilson
Defensive Coordinator
Coaches



Charlie Bullen
Run Game Coordinator/Outside Linebackers Coach
Coaches



Frank Bush
Inside Linebackers Coach
Coaches



Brendan Clark
Defensive Quality Control
Coaches



Donald D'Alesio
Defensive Pass Coordinator/Secondary Coach
Coaches



Dennis Johnson
Defensive Line Coach
Coaches



Addison Lynch
Defensive Backs Coach
Coaches



Matt Pees
Assistant Linebackers coach
Coaches



Megan Rosburg
Assistant to the Head Coach/Defensive Assistant
Coaches



Mike Bloomgren
Offensive Line Coach
Coaches



Brian Callahan
Passing Game Coordinator/Quarterbacks Coach
Coaches



Chad Hall
Wide Receivers Coach
Coaches



Tim Kelly
Tight Ends Coach
Coaches



Grant Newsome
Assistant Offensive Line Coach
Coaches



Noah Riley
Quality Control
Coaches



Greg Roman
Senior Offensive Assistant
Coaches



Adam Schrack
Offensive Quality Control
Coaches



Mike Snyder
Offensive Quality Control
Coaches



Willie Taggart
Running Backs Coach
Coaches



T.J. Weist
Assistant Special Teams Coach
Coaches



Aaron Wellman
Executive Director of Player Performance
Coaches



Sam Rosengarten
Director of High Performance
Coaches



Ron Shrift
Director of Strength & Conditioning
Coaches



Chris Allen
Assistant Strength & Conditioning Coach
Coaches



Sam Coad
Performance Manager/Assistant Strength & Conditioning Coach
Coaches



Brian Ellis
Assistant Strength Coach
Coaches



Matthew Frakes
Director of Performance Nutrition
Coaches



Mark Naylor
Assistant Strength & Conditioning Coach
Coaches



Drew Wilson
Assistant Director of Strength and Conditioning
Coaches



Bonner Bordelon
Football Analyst
Coaches



Taylor Kolste
Football Analyst
Coaches



Kyrell Michael
Football Analyst
Coaches



Skyler Mornhinweg
Football Analyst
Coaches



Patrick Moynahan
Football Analyst
Coaches



NYG ROSTER

GIANTS SINCE 1925 NEW YORK FOOTBALL GIANTS BIG BLUE G-MEN

GIANTS

NO.	NAME	POS	HT	WT	DOB	EXP	COLLEGE	HOMETOWN	HOW ACQ
Active (53)									
21	Adebo, Paulson	CB	6-1	192	7/3/1999	6	Stanford	Mansfield, Texas	FA-'25
91	Alexander, Darius	DL	6-4	310	8/26/2000	2	Toledo	Fort Wayne, Ind.	D3-'25
2	Banks, Deonte	CB	6-2	200	3/3/2001	4	Maryland	Baltimore, Md.	D1-'23
46	Barnes, Zaire	ILB	6-1	227	9/3/1999	4	Western Michigan	Mundelein, Ill.	FA-'25
28	Campbell, Elijah	DB	5-11	190	8/24/1995	6	Northern Iowa	St. Paul, Minn.	FA-'26
3	Carter, Abdul	OLB	6-3	252	10/3/2003	2	Penn State	Philadelphia, Pa.	D1a-'25
74	Davis, J.C.	OL	6-5	335	10/9/2003	R	Illinois	Oakland, Calif.	D6b-'26
30	Desrosiers, Gregory	RB	5-11	200	3/27/2001	R	Memphis	Lawrence, Mass.	FA-'26
72	Eluemunor, Jermaine	OL	6-4	338	12/13/1994	10	Texas A&M	London, England	FA-'24
86	Fidone II, Thomas	TE	6-6	255	9/20/2002	2	Nebraska	Council Bluffs, Iowa	D7a-'25
88	Fields, Malachi	WR	6-4	222	8/26/2003	R	Notre Dame	Charlottesville, Va.	D3-'26
48	Ford, Trace	OLB	6-2	252	1/24/2001	1	Oklahoma	Edmond, Okla.	UDFA-'25
13	Haener, Jake	QB	6-1	200	3/10/1999	3	Fresno State	Danville, Calif.	FA-'26
93	Harris, Shelby	DL	6-2	288	8/11/1991	12	Illinois State	Milwaukee, Wis.	FA-'26
54	Harrison, Malik	OLB	6-3	245	3/5/1998	7	Ohio State	Columbus, Ohio	FA-'26
8	Holland, Jevón	S	6-1	207	3/3/2000	6	Oregon	Coquitlam, British Columbia	FA-'25
12	Hood, Colton	CB	6-0	195	2/23/2005	R	Tennessee	McDonough, Ga.	D2-'26
60	Hudson, Bryan	C	6-5	305	1/11/2001	1	Louisville	Georgetown, Ky.	FA-'24
97	Jamison-Travis, Bobby	DL	6-4	322	4/28/2001	R	Auburn	Minneapolis, Minn.	D6a-'26
84	Johnson, Theo	TE	6-6	264	2/26/2001	3	Penn State	Windsor, Ontario	D4-'24
89	Jones, Charlie	WR	6-0	190	10/29/1998	4	Purdue	Deerfield, Ill.	FA-'26
31	Jones, Nic	CB	6-0	189	10/15/2001	3	Ball State	Detroit, Mich.	FA-'25
51	Kelly, Jack	ILB	6-2	242	1/2/2003	R	BYU	Kearns, Utah	D6c-'26
9	Likely, Isaiah	TE	6-4	245	4/18/2000	5	Coastal Carolina	Cambridge, Mass.	FA-'26
85	Manhertz, Chris	TE	6-6	235	4/10/1992	11	Canisius	Bronx, N.Y.	FA-'24
58	Mann, Ben	LS	6-3	187	7/6/2002	R	Boston College	Lancaster, Pa.	UDFA-'26
65	Mauigoa, Francis	OL	6-6	335	6/4/2005	R	Miami	Ili'ili, American Samoa	D1b-'26
71	Mbow, Marcus	OL	6-5	300	4/2/2003	2	Purdue	Milwaukee, Wis.	D5-'25
18	McCarthy, J.J.	QB	6-3	219	1/20/2003	3	Michigan	La Grange Park, Ill.	T(MIN)-'26
41	McFadden, Micah	ILB	6-2	232	1/3/2000	5	Indiana	Tampa, Fla.	D5-'22
17	Mooney, Darnell	WR	5-11	180	10/29/1997	7	Tulane	Gadsden, Ala.	FA-'26
1	Nabers, Malik	WR	6-0	200	7/28/2003	3	LSU	Youngsville, La.	D1-'24
20	Newsome II, Greg	CB	6-0	192	5/18/2000	6	Northwestern	Chicago, Ill.	FA-'26
27	Nubin, Tyler	S	6-2	210	6/14/2001	3	Minnesota	St. Charles, Ill.	D2-'24
99	Okoye, C.J.	DL	6-6	365	10/20/2001	2	N/A	Agbogugu, Nigeria	T(BAL)-'26
22	Phillips, Dru	CB	5-11	180	11/30/2001	3	Kentucky	Mauldin, S.C.	D3-'24
25	Pinnock, Jason	S	6-0	200	6/30/1999	6	Pittsburgh	Windsor, Conn.	FA-'26
98	Reader, DJ	DL	6-3	330	7/1/1994	11	Clemson	Greensboro, N.C.	FA-'26
35	Reed, Nikko	CB	5-10	180	3/3/2003	2	Oregon	Oakland, Calif.	FA-'26
52	Reese, Arvell	ILB	6-4	243	8/30/2005	R	Ohio State	Cleveland, Ohio	D1a-'26
45	Ricard, Patrick	FB	6-3	300	5/27/1994	10	Maine	Spencer, Mass.	FA-'26
76	Runyan Jr., Jon	G	6-4	307	8/8/1997	7	Michigan	Moorestown, N.J.	FA-'24
61	Schmitz Jr., John Michael	C	6-4	320	3/19/1999	4	Minnesota	Flossmoor, Ill.	D2-'23
67	Sills, Josh	OL	6-6	325	1/26/1998	5	Oklahoma State	Sarahsville, OH	FA-'26
26	Singletary, Devin	RB	5-7	203	9/3/1997	8	Florida Atlantic	Deerfield Beach, Fla.	FA-'24
44	Skattebo, Cam	RB	5-11	215	2/5/2002	2	Arizona State	Rio Linda, Calif.	D4-'25
64	Stinnie, Aaron	OL	6-3	312	2/18/1994	9	James Madison	Charlottesville, Va.	FA-'24
15	Stout, Jordan	P	6-3	209	8/4/1998	5	Penn State	Cedar Bluff, Va.	FA-'26
5	Thibodeaux, Kayvon	OLB	6-5	258	12/15/2000	5	Oregon	South Central Los Angeles, Calif.	D1a-'22
78	Thomas, Andrew	T	6-5	315	1/22/1999	7	Georgia	Lithonia, Ga.	D1-'20
24	Washington, Ar'Darius	S	5-8	180	11/2/1999	5	TCU	Shreveport, La.	FA-'26
19	Winston, Jameis	QB	6-4	231	1/6/1994	12	Florida State	Bessemer, Ala.	FA-'25
34	Zvada, Dominic	K	6-3	187	10/25/2003	R	Michigan	Chandler, Ariz.	UDFA-'26
Injured Reserve - Designated For Return (1)									
25	Black, Korie	CB	6-0	190	6/2/2002	2	Oklahoma State	Waco, Texas	D7b-'25
Injured Reserve (11)									
82	Austin III, Calvin	WR	5-9	162	3/24/1999	5	Memphis	Memphis, Tenn.	FA-'26
35	Bernard-Converse, Jarrick	CB	6-1	205	4/29/2000	4	LSU	Shreveport, LA	W(CLE)-'25
87	Berrios, Braxton	WR	5-9	185	10/6/1995	9	Miami	Raleigh, N.C.	FA-'26
0	Burns, Brian	OLB	6-5	250	4/23/1998	8	Florida State	Fort Lauderdale, Fla.	T(CAR)-'24
6	Dart, Jaxson	QB	6-2	223	5/13/2003	2	Mississippi	Kaysville, Utah	D1b-'25
39	Dixon, Thaddeus	CB	6-1	195	2/20/2002	R	North Carolina	Los Angeles, Calif.	UDFA-'26
49	Edmunds, Tremaine	ILB	6-4	251	5/2/1998	9	Virginia Tech	Danville, Va.	FA-'26
57	Golston, Chauncey	DL	6-5	277	2/10/1998	6	Iowa	Detroit, Mich.	FA-'25
80	Olszewski, Gunner	WR	6-0	190	11/26/1996	8	Bemidji State	Alvin, Texas	FA-'25
95	Robertson-Harris, Roy	DL	6-7	300	7/23/1993	10	Texas-El Paso	Oakland, Calif.	FA-'25
29	Tracy Jr., Tyrone	RB	5-11	210	11/23/1999	3	Purdue	Indianapolis, Ind.	D5-'24
Practice Squad (17)									
83	Cambre, Dalen	WR	6-0	192	4/10/2001	2	Louisiana	Lafayette, La.	FA-'25
47	Finley, Grant	FB	6-4	270	8/19/2003	R	Missouri Western State	St. Louis, Mo.	FA-'26
37	Fleming, Dontae	WR	6-2	180	11/28/2001	1	Tulane	LaPlace, La.	FA-'26
68	Gesky, Josh	OL	6-5	308	12/31/2002	R	Illinois	Manteno, Ill.	FA-26
38	Gray, Eric	RB	5-10	211	11/4/1999	4	Oklahoma	Memphis, Tenn.	D5-'23
79	Gray, Jarrod	OL	6-7	318	1/5/2004	R	N/A	Sydney, Australia	FA-'26
53	Green, Kendrick	OL	6-4	315	12/22/1998	5	Illinois	Peoria, Ill.	FA-'26
81	Hyatt, Jalin	WR	6-0	185	9/24/2001	4	Tennessee	Irmo, S.C.	D3-'23
43	Layne, Raheem	S	5-11	192	7/2/1999	3	Indiana	Deland, Fla.	FA-'24
75	Lowry, Dean	DL	6-6	296	6/9/1994	11	Northwestern	Rockford, IL	FA-'26
36	Mafah, Phil	RB	6-1	232	10/24/2002	2	Clemson	Loganville, Ga.	FA-'26
55	Martin, Chandler	ILB	6-0	229	12/11/2002	1	Memphis	Stonecrest, Ga.	FA-'26
90	Mustipher, PJ	DL	6-4	330	11/10/1999	2	Penn State	Owings Mills, Md.	FA-'26
33	Robinson, Jaden	CB	6-0	193	11/14/2000	1	Oregon State	Auburn, Wash.	FA-'26
70	Schernecke, Ryan	OL	6-8	330	4/30/2003	R	Kutztown	Hatboro, Pa.	UDFA-'26
96	Smoot, Dawuane	DL	6-3	275	3/2/1995	10	Illinois	Groveport, Ohio	FA-'26
69	VanDeMark, Geno	OL	6-4	314	6/12/2002	R	Alabama	Montvale, N.J.	FA-'26

NO.	NAME	POS	HT	WT	DOB	EXP	COLLEGE	HOMETOWN	HOW ACQ
Active (53)									
1	Nabers, Malik	WR	6-0	200	7/28/2003	3	LSU	Youngsville, La.	D1-'24
2	Banks, Deonte	CB	6-2	200	3/3/2001	4	Maryland	Baltimore, Md.	D1-'23
3	Carter, Abdul	OLB	6-3	252	10/3/2003	2	Penn State	Philadelphia, Pa.	D1a-'25
5	Thibodeaux, Kayvon	OLB	6-5	258	12/15/2000	5	Oregon	South Central Los Angeles, Calif.	D1a-'22
8	Holland, Jevón	S	6-1	207	3/3/2000	6	Oregon	Coquitlam, British Columbia	FA-'25
9	Likely, Isaiah	TE	6-4	245	4/18/2000	5	Coastal Carolina	Cambridge, Mass.	FA-'26
12	Hood, Colton	CB	6-0	195	2/23/2005	R	Tennessee	McDonough, Ga.	D2-'26
13	Haener, Jake	QB	6-1	200	3/10/1999	3	Fresno State	Danville, Calif.	FA-'26
15	Stout, Jordan	P	6-3	209	8/4/1998	5	Penn State	Cedar Bluff, Va.	FA-'26
17	Mooney, Darnell	WR	5-11	180	10/29/1997	7	Tulane	Gadsden, Ala.	FA-'26
18	McCarthy, J.J.	QB	6-3	219	1/20/2003	3	Michigan	La Grange Park, Ill.	T(MIN)-'26
19	Winston, Jameis	QB	6-4	231	1/6/1994	12	Florida State	Bessemer, Ala.	FA-'25
20	Newsome II, Greg	CB	6-0	192	5/18/2000	6	Northwestern	Chicago, Ill.	FA-'26
21	Adebo, Paulson	CB	6-1	192	7/3/1999	6	Stanford	Mansfield, Texas	FA-'25
22	Phillips, Dru	CB	5-11	180	11/30/2001	3	Kentucky	Mauldin, S.C.	D3-'24
24	Washington, Ar'Darius	S	5-8	180	11/2/1999	5	TCU	Shreveport, La.	FA-'26
25	Pinnock, Jason	S	6-0	200	6/30/1999	6	Pittsburgh	Windsor, Conn.	FA-'26
26	Singletary, Devin	RB	5-7	203	9/3/1997	8	Florida Atlantic	Deerfield Beach, Fla.	FA-'24
27	Nubin, Tyler	S	6-2	210	6/14/2001	3	Minnesota	St. Charles, Ill.	D2-'24
28	Campbell, Elijah	DB	5-11	190	8/24/1995	6	Northern Iowa	St. Paul, Minn.	FA-'26
30	Desrosiers, Gregory	RB	5-11	200	3/27/2001	R	Memphis	Lawrence, Mass.	FA-'26
31	Jones, Nic	CB	6-0	189	10/15/2001	3	Ball State	Detroit, Mich.	FA-'25
34	Zvada, Dominic	K	6-3	187	10/25/2003	R	Michigan	Chandler, Ariz.	UDFA-'26
35	Reed, Nikko	CB	5-10	180	3/3/2003	2	Oregon	Oakland, Calif.	FA-'26
41	McFadden, Micah	ILB	6-2	232	1/3/2000	5	Indiana	Tampa, Fla.	D5-'22
44	Skattebo, Cam	RB	5-11	215	2/5/2002	2	Arizona State	Rio Linda, Calif.	D4-'25
45	Ricard, Patrick	FB	6-3	300	5/27/1994	10	Maine	Spencer, Mass.	FA-'26
46	Barnes, Zaire	ILB	6-1	227	9/3/1999	4	Western Michigan	Mundelein, Ill.	FA-'25
48	Ford, Trace	OLB	6-2	252	1/24/2001	1	Oklahoma	Edmond, Okla.	UDFA-'25
51	Kelly, Jack	ILB	6-2	242	1/2/2003	R	BYU	Kearns, Utah	D6c-'26
52	Reese, Arvell	ILB	6-4	243	8/30/2005	R	Ohio State	Cleveland, Ohio	D1a-'26
54	Harrison, Malik	OLB	6-3	245	3/5/1998	7	Ohio State	Columbus, Ohio	FA-'26
58	Mann, Ben	LS	6-3	187	7/6/2002	R	Boston College	Lancaster, Pa.	UDFA-'26
60	Hudson, Bryan	C	6-5	305	1/11/2001	1	Louisville	Georgetown, Ky.	FA-'24
61	Schmitz Jr., John Michael	C	6-4	320	3/19/1999	4	Minnesota	Flossmoor, Ill.	D2-'23
64	Stinnie, Aaron	OL	6-3	312	2/18/1994	9	James Madison	Charlottesville, Va.	FA-'24
65	Mauigoa, Francis	OL	6-6	335	6/4/2005	R	Miami	Ili'ili, American Samoa	D1b-'26
67	Sills, Josh	OL	6-6	325	1/26/1998	5	Oklahoma State	Sarahsville, OH	FA-'26
71	Mbow, Marcus	OL	6-5	300	4/2/2003	2	Purdue	Milwaukee, Wis.	D5-'25
72	Eluemunor, Jermaine	OL	6-4	338	12/13/1994	10	Texas A&M	London, England	FA-'24
74	Davis, J.C.	OL	6-5	335	10/9/2003	R	Illinois	Oakland, Calif.	D6b-'26
76	Runyan Jr., Jon	G	6-4	307	8/8/1997	7	Michigan	Moorestown, N.J.	FA-'24
78	Thomas, Andrew	T	6-5	315	1/22/1999	7	Georgia	Lithonia, Ga.	D1-'20
84	Johnson, Theo	TE	6-6	264	2/26/2001	3	Penn State	Windsor, Ontario	D4-'24
85	Manhertz, Chris	TE	6-6	235	4/10/1992	11	Canisius	Bronx, N.Y.	FA-'24
86	Fidone II, Thomas	TE	6-6	255	9/20/2002	2	Nebraska	Council Bluffs, Iowa	D7a-'25
88	Fields, Malachi	WR	6-4	222	8/26/2003	R	Notre Dame	Charlottesville, Va.	D3-'26
89	Jones, Charlie	WR	6-0	190	10/29/1998	4	Purdue	Deerfield, Ill.	FA-'26
91	Alexander, Darius	DL	6-4	310	8/26/2000	2	Toledo	Fort Wayne, Ind.	D3-'25
93	Harris, Shelby	DL	6-2	288	8/11/1991	12	Illinois State	Milwaukee, Wis.	FA-'26
97	Jamison-Travis, Bobby	DL	6-4	322	4/28/2001	R	Auburn	Minneapolis, Minn.	D6a-'26
98	Reader, DJ	DL	6-3	330	7/1/1994	11	Clemson	Greensboro, N.C.	FA-'26
99	Okoye, C.J.	DL	6-6	365	10/20/2001	2	N/A	Agbogugu, Nigeria	T(BAL)-'26
Injured Reserve - Designated For Return (1)									
25	Black, Korie	CB	6-0	190	6/2/2002	2	Oklahoma State	Waco, Texas	D7b-'25
Injured Reserve (11)									
0	Burns, Brian	OLB	6-5	250	4/23/1998	8	Florida State	Fort Lauderdale, Fla.	T(CAR)-'24
6	Dart, Jaxson	QB	6-2	223	5/13/2003	2	Mississippi	Kaysville, Utah	D1b-'25
29	Tracy Jr., Tyrone	RB	5-11	210	11/23/1999	3	Purdue	Indianapolis, Ind.	D5-'24
35	Bernard-Converse, Jarrick	CB	6-1	205	4/29/2000	4	LSU	Shreveport, LA	W(CLE)-'25
39	Dixon, Thaddeus	CB	6-1	195	2/20/2002	R	North Carolina	Los Angeles, Calif.	UDFA-'26
49	Edmunds, Tremaine	ILB	6-4	251	5/2/1998	9	Virginia Tech	Danville, Va.	FA-'26
57	Golston, Chauncey	DL	6-5	277	2/10/1998	6	Iowa	Detroit, Mich.	FA-'25
80	Olszewski, Gunner	WR	6-0	190	11/26/1996	8	Bemidji State	Alvin, Texas	FA-'25
82	Austin III, Calvin	WR	5-9	162	3/24/1999	5	Memphis	Memphis, Tenn.	FA-'26
87	Berrios, Braxton	WR	5-9	185	10/6/1995	9	Miami	Raleigh, N.C.	FA-'26
95	Robertson-Harris, Roy	DL	6-7	300	7/23/1993	10	Texas-El Paso	Oakland, Calif.	FA-'25
Practice Squad (17)									
33	Robinson, Jaden	CB	6-0	193	11/14/2000	1	Oregon State	Auburn, Wash.	FA-'26
36	Mafah, Phil	RB	6-1	232	10/24/2002	2	Clemson	Loganville, Ga.	FA-'26
37	Fleming, Dontae	WR	6-2	180	11/28/2001	1	Tulane	LaPlace, La.	FA-'26
38	Gray, Eric	RB	5-10	211	11/4/1999	4	Oklahoma	Memphis, Tenn.	D5-'23
43	Layne, Raheem	S	5-11	192	7/2/1999	3	Indiana	Deland, Fla.	FA-'24
47	Finley, Grant	FB	6-4	270	8/19/2003	R	Missouri Western State	St. Louis, Mo.	FA-'26
53	Green, Kendrick	OL	6-4	315	12/22/1998	5	Illinois	Peoria, Ill.	FA-'26
55	Martin, Chandler	ILB	6-0	229	12/11/2002	1	Memphis	Stonecrest, Ga.	FA-'26
68	Gesky, Josh	OL	6-5	308	12/31/2002	R	Illinois	Manteno, Ill.	FA-26
69	VanDeMark, Geno	OL	6-4	314	6/12/2002	R	Alabama	Montvale, N.J.	FA-'26
70	Schernecke, Ryan	OL	6-8	330	4/30/2003	R	Kutztown	Hatboro, Pa.	UDFA-'26
75	Lowry, Dean	DL	6-6	296	6/9/1994	11	Northwestern	Rockford, IL	FA-'26
79	Gray, Jarrod	OL	6-7	318	1/5/2004	R	N/A	Sydney, Australia	FA-'26
81	Hyatt, Jalin	WR	6-0	185	9/24/2001	4	Tennessee	Irmo, S.C.	D3-'23
83	Cambre, Dalen	WR	6-0	192	4/10/2001	2	Louisiana	Lafayette, La.	FA-'25
90	Mustipher, PJ	DL	6-4	330	11/10/1999	2	Penn State	Owings Mills, Md.	FA-'26
96	Smoot, Dawuane	DL	6-3	275	3/2/1995	10	Illinois	Groveport, Ohio	FA-'26

QUARTERBACKS (3)

13 Haener, Jake ..... QB
19 Winston, Jameis ..... QB
18 McCarthy, J.J. ..... QB

RUNNING BACKS (4)

26 Singletary, Devin ..... RB
44 Skattebo, Cam ..... RB
30 Desrosiers, Gregory ..... RB
45 Ricard, Patrick ..... FB

WIDE RECEIVERS (4)

1 Nabers, Malik ..... WR
88 Fields, Malachi ..... WR
17 Mooney, Darnell ..... WR
89 Jones, Charlie ..... WR

TIGHT ENDS (4)

9 Likely, Isaiah ..... TE
85 Manhertz, Chris ..... TE
84 Johnson, Theo ..... TE
86 Fidone II, Thomas ..... TE

OFFENSIVE LINE (10)

60 Hudson, Bryan C
64 Stinnie, Aaron ..... OL
67 Sills, Josh ..... OL
72 Eluemunor, Jermaine ..... OL
76 Runyan Jr., Jon ..... G
61 Schmitz Jr., John Michael C
65 Mauigoa, Francis ..... OL
71 Mbow, Marcus ..... OL
74 Davis, J.C. ..... OL
78 Thomas, Andrew ..... T

LINEBACKERS (8)

3 Carter, Abdul ..... OLB
41 McFadden, Micah ..... ILB
48 Ford, Trace ..... OLB
52 Reese, Arvell ..... ILB
5 Thibodeaux, Kayvon ..... OLB
46 Barnes, Zaire ..... ILB
51 Kelly, Jack ..... ILB
54 Harrison, Malik ..... OLB

DEFENSIVE BACKS (12)

2 Banks, Deonte ..... CB
12 Hood, Colton ..... CB
21 Adebo, Paulson ..... CB
24 Washington, Ar'Darius ..... S
27 Nubin, Tyler ..... S
31 Jones, Nic ..... CB
8 Holland, Jevón ..... S
20 Newsome II, Greg ..... CB
22 Phillips, Dru ..... CB
25 Pinnock, Jason ..... S
28 Campbell, Elijah ..... DB
35 Reed, Nikko ..... CB

DEFENSIVE LINE (5)

91 Alexander, Darius ..... DL
97 Jamison-Travis, Bobby ..... DL
99 Okoye, C.J. ..... DL
93 Harris, Shelby ..... DL
98 Reader, DJ ..... DL

SPECIALISTS (3)

15 Stout, Jordan ..... P
58 Mann, Ben ..... LS
34 Zvada, Dominic ..... K

(As of November 3, 2026)

OFFENSE

WR	1	Malik Nabers	88	Malachi Fields			
WR	17	Darnell Mooney	89	Charlie Jones			
LT	78	Andrew Thomas	74	J.C. Davis			
LG	76	Jon Runyan Jr.	64	Aaron Stinnie	67	Josh Sills	
C	60	Bryan Hudson	61	John Michael Schmitz Jr.			
RG	65	Francis Mauigoa	64	Aaron Stinnie			
RT	72	Jermaine Eluemunor	71	Marcus Mbow			
TE	9	Isaiah Likely	84	Theo Johnson	85	Chris Manhertz	86 Thomas Fidone II
QB	18	J.J. McCarthy	19	Jameis Winston	13	Jake Haener	
FB	45	Patrick Ricard					
RB	44	Cam Skattebo	26	Devin Singletary	30	Gregory Desrosiers	

DEFENSE

DT	93	Shelby Harris	91	Darius Alexander	97	Bobby Jamison-Travis	
NT	98	DJ Reader	99	C.J. Okoye			
DE	91	Darius Alexander					
RUSH	5	Kayvon Thibodeaux	48	Trace Ford			
MLB	41	Micah McFadden	46	Zaire Barnes			
WLB	52	Arvell Reese	51	Jack Kelly			
SAM	3	Abdul Carter	5	Kayvon Thibodeaux			
CB	2	Deonte Banks	21	Paulson Adebo	35	Nikko Reed	
SS	27	Tyler Nubin	25	Jason Pinnock			
FS	8	Jevón Holland	24	Ar'Darius Washington	28	Elijah Campbell	
CB	20	Greg Newsome II	12	Colton Hood			
NB	22	Dru Phillips	31	Nic Jones			

SPECIALISTS

P	15	Jordan Stout		
K	34	Dominic Zvada		
H	15	Jordan Stout		
LS	58	Ben Mann		
KOR	2	Deonte Banks	26	Devin Singletary
PR	8	Jevón Holland	89	Charlie Jones

PRONUNCIATION GUIDE

Paulson Adebo ..... uh-DEE-bow
Zaire Barnes ..... zai-EAR
Gregory Desrosiers ..... deh-woah-zee-ay
Jermaine Eluemunor ..... eh-LOO-muh-norr
Thomas Fidone II ..... fih-DOH-nee
Jevón Holland ..... juh-VON
Francis Mauigoa ..... see-see maui-NO-uh
Marcus Mbow ..... BO
Tyler Nubin ..... noo-BIN
C.J. Okoye ..... oh-KOY-yay
Jason Pinnock ..... pin-AWK
Cam Skattebo ..... SKAT-eh-boo
Kayvon Thibodeaux ..... ti-buh-dough
Dominic Zvada ..... ZVAH-duh

2026 REGULAR SEASON NEW YORK GIANTS PLAYER PARTICIPATION

	DAL	AT LAR	TEN	ARI	AT WAS	NO	AT HOU															
PLAYERS	9/13	9/21	9/27	10/4	10/11	10/18	10/25	11/8	11/12	11/22	11/29	12/6	12/13	12/20	12/28	1/3	1/10	GP	GS	DNP	IN
Adebo, Paulson	P	IR	IR	IR	IR	IR	CB	-	-	-	-	-	-	-	-	-	-	2	1	0	0
Alexander, Darius	P	N	P	P	DT	P	P	-	-	-	-	-	-	-	-	-	-	6	1	0	1
Austin III, Calvin	IR	IR	IR	IR	IR	IR	IR	-	-	-	-	-	-	-	-	-	-	0	0	0	0
Banks, Deonte	CB	N	N	CB	CB	CB	CB	-	-	-	-	-	-	-	-	-	-	5	5	0	2
Barnes, Zaire	P	P	P	P	P	P	P	-	-	-	-	-	-	-	-	-	-	7	0	0	0
Beckham Jr., Odell	P	P	P	^	^	^	^	-	-	-	-	-	-	-	-	-	-	3	0	0	0
Bernard-Converse, Jarrick	IR	IR	IR	IR	IR	IR	IR	-	-	-	-	-	-	-	-	-	-	0	0	0	0
Berrios, Braxton	P	P	P	P	IR	IR	IR	-	-	-	-	-	-	-	-	-	-	4	0	0	0
Black, Korie	IRD	IRD	IRD	IRD	IRD	IRD	IRD	-	-	-	-	-	-	-	-	-	-	0	0	0	0
Burns, Brian	RUSH	RUSH	P	IR	IR	IR	IR	-	-	-	-	-	-	-	-	-	-	3	2	0	0
Cambre, Dalen	N	PS	PS	PS	P	PS	PS	-	-	-	-	-	-	-	-	-	-	1	0	0	1
Campbell, Elijah	P	P	P	P	P	P	P	-	-	-	-	-	-	-	-	-	-	7	0	0	0
Carter, Abdul	SAM	SAM	SAM	SAM	SAM	SAM	SAM	-	-	-	-	-	-	-	-	-	-	7	7	0	0
Dart, Jaxson	QB	QB	IR	IR	IR	IR	IR	-	-	-	-	-	-	-	-	-	-	2	2	0	0
Davis, J.C.	I	I	I	I	I	P	A	-	-	-	-	-	-	-	-	-	-	1	0	0	0
Davis, J.C.	N	N	N	N	N	P	P	-	-	-	-	-	-	-	-	-	-	2	0	0	5
Dixon, Thaddeus	IR	IR	IR	IR	IR	IR	IR	-	-	-	-	-	-	-	-	-	-	0	0	0	0
Edmunds, Tremaine	MLB	MLB	MLB	MLB	MLB	MLB	A	-	-	-	-	-	-	-	-	-	-	6	6	0	0
Eluemunor, Jermaine	RT	RT	RT	RT	RT	N	RT	-	-	-	-	-	-	-	-	-	-	6	6	0	1
Ezeudu, Joshua	A	A	A	A	A	A	A	-	-	-	-	-	-	-	-	-	-	0	0	0	0
Faalele, Daniel	A	A	A	A	A	A	A	-	-	-	-	-	-	-	-	-	-	0	0	0	0
Fidone II, Thomas	N	N	N	N	P	TE	P	-	-	-	-	-	-	-	-	-	-	3	1	0	4
Fields, Malachi	WR	P	WR	P	P	WR	WR	-	-	-	-	-	-	-	-	-	-	7	4	0	0
Finley, Grant	PS	PS	PS	PS	PS	PS	PS	-	-	-	-	-	-	-	-	-	-	0	0	0	0
Fleming, Dontae	^	^	^	^	PS	PS	PS	-	-	-	-	-	-	-	-	-	-	0	0	0	0
Ford, Trace	PS	PS	PS	P	P	P	P	-	-	-	-	-	-	-	-	-	-	4	0	0	0
Gesky, Josh	^	^	^	^	^	PS	PS	-	-	-	-	-	-	-	-	-	-	0	0	0	0
Golston, Chauncey	P	DE	DE	P	IR	IR	IR	-	-	-	-	-	-	-	-	-	-	4	2	0	0
Gray, Jarrod	PS	PS	PS	PS	PS	PS	PS	-	-	-	-	-	-	-	-	-	-	0	0	0	0
Green, Kendrick	^	^	^	PS	PS	PS	PS	-	-	-	-	-	-	-	-	-	-	0	0	0	0
Haener, Jake	PS	PS	X	X	N	N	N	-	-	-	-	-	-	-	-	-	-	0	0	2	3
Harris, Najee	N	P	P	P	P	RB	^	-	-	-	-	-	-	-	-	-	-	5	1	0	1
Harrison, Malik	P	P	P	PS	PS	P	P	-	-	-	-	-	-	-	-	-	-	5	0	0	0
Harris, Shelby	DT	DT	DT	DT	DT	DT	DT	-	-	-	-	-	-	-	-	-	-	7	7	0	0
Holland, Jevón	FS	FS	FS	FS	FS	FS	N	-	-	-	-	-	-	-	-	-	-	6	6	0	1
Hood, Colton	P	CB	CB	P	P	N	P	-	-	-	-	-	-	-	-	-	-	6	2	0	1
Hudson, Bryan	P	P	P	C	C	C	C	-	-	-	-	-	-	-	-	-	-	7	4	0	0
Hyatt, Jalin	PS	PS	PS	PS	PS	PS	P	-	-	-	-	-	-	-	-	-	-	1	0	0	0
Jamison-Travis, Bobby	N	N	N	N	N	P	DT	-	-	-	-	-	-	-	-	-	-	2	1	0	5
Johnson, Theo	P	P	P	TE	P	N	N	-	-	-	-	-	-	-	-	-	-	5	1	0	2
Jones, Charlie	PS	PS	PS	P	P	P	P	-	-	-	-	-	-	-	-	-	-	4	0	0	0
Jones, Nic	N	P	P	P	P	P	P	-	-	-	-	-	-	-	-	-	-	6	0	0	1
Kelly, Jack	P	P	P	P	P	P	P	-	-	-	-	-	-	-	-	-	-	7	0	0	0
Kinnard, Darian	PS	PS	PS	^	^	^	^	-	-	-	-	-	-	-	-	-	-	0	0	0	0
Layne, Raheem	PS	PS	PS	PS	PS	PS	P	-	-	-	-	-	-	-	-	-	-	1	0	0	0
Likely, Isaiah	TE	TE	TE	TE	TE	TE	TE	-	-	-	-	-	-	-	-	-	-	7	7	0	0
Long Jr., David	^	^	^	^	^	IR	^	-	-	-	-	-	-	-	-	-	-	0	0	0	0
Mafah, Phil	^	PS	PS	PS	PS	PS	PS	-	-	-	-	-	-	-	-	-	-	0	0	0	0
Manhertz, Chris	P	TE	P	TE	P	P	P	-	-	-	-	-	-	-	-	-	-	7	2	0	0
Mann, Ben	P	P	P	P	P	P	P	-	-	-	-	-	-	-	-	-	-	7	0	0	0
Martin, Chandler	PS	PS	PS	PS	PS	PS	PS	-	-	-	-	-	-	-	-	-	-	0	0	0	0
Mauigoa, Francis	RG	RG	RG	RG	RG	RG	RG	-	-	-	-	-	-	-	-	-	-	7	7	0	0
Mbow, Marcus	P	P	P	P	P	RT	N	-	-	-	-	-	-	-	-	-	-	6	1	0	1
McCarthy, J.J.	^	^	^	^	P	P	QB	-	-	-	-	-	-	-	-	-	-	3	1	0	0
McFadden, Micah	P	N	P	P	P	P	MLB	-	-	-	-	-	-	-	-	-	-	6	1	0	1
Mooney, Darnell	P	P	P	P	WR	P	P	-	-	-	-	-	-	-	-	-	-	7	1	0	0
Mustipher, PJ	^	^	^	PS	PS	PS	PS	-	-	-	-	-	-	-	-	-	-	0	0	0	0
Nabers, Malik	WR	WR	WR	WR	WR	WR	WR	-	-	-	-	-	-	-	-	-	-	7	7	0	0
Newsome II, Greg	CB	CB	CB	CB	CB	CB	N	-	-	-	-	-	-	-	-	-	-	6	6	0	1
Nubin, Tyler	SS	SS	N	SS	SS	N	P	-	-	-	-	-	-	-	-	-	-	5	4	0	2
Okoye, C.J.	P	P	P	P	P	N	P	-	-	-	-	-	-	-	-	-	-	6	0	0	1
Olszewski, Gunner	IR	IR	IR	IR	IR	IR	IR	-	-	-	-	-	-	-	-	-	-	0	0	0	0
Patrick, Lucas	^	^	^	^		^	^	-	-	-	-	-	-	-	-	-	-	1	1	0	0
Payton, Rico	IR	^	^	^	^	^	^	-	-	-	-	-	-	-	-	-	-	0	0	0	0
Phillips, Dru	LB	P	P	LB	P	LB	P	-	-	-	-	-	-	-	-	-	-	7	3	0	0
Pinnock, Jason	N	N	P	P	N	SS	SS	-	-	-	-	-	-	-	-	-	-	4	2	0	3
Ravenell, C.J.	^	^	PS	PS	PS	^	^	-	-	-	-	-	-	-	-	-	-	0	0	0	0
Reader, DJ	NT	NT	NT	NT	NT	NT	NT	-	-	-	-	-	-	-	-	-	-	7	7	0	0
Reed, Nikko	^	P	P	N	N	P	N	-	-	-	-	-	-	-	-	-	-	3	0	0	3
Reese, Arvell	WLB	WLB	WLB	WLB	WLB	WLB	WLB	-	-	-	-	-	-	-	-	-	-	7	7	0	0
Ricard, Patrick	FB	FB	FB	P	FB	P	FB	-	-	-	-	-	-	-	-	-	-	7	5	0	0
Robertson-Harris, Roy	IR	IR	IR	IR	IR	IR	IR	-	-	-	-	-	-	-	-	-	-	0	0	0	0
Robinson, Jaden	NOT	PS	PS	PS	PS	PS	PS	-	-	-	-	-	-	-	-	-	-	0	0	0	0
Runyan Jr., Jon	LG	LG	LG	LG	LG	LG	LG	-	-	-	-	-	-	-	-	-	-	7	7	0	0
Schernecke, Ryan	PS	PS	PS	PS	PS	PS	PS	-	-	-	-	-	-	-	-	-	-	0	0	0	0
Schmitz Jr., John Michael	C	C	C	X	P	X	P	-	-	-	-	-	-	-	-	-	-	5	3	2	0
Singletary, Devin	P	P	N	N	N	P	P	-	-	-	-	-	-	-	-	-	-	4	0	0	3
Skattebo, Cam	RB	RB	RB	RB	RB	P	RB	-	-	-	-	-	-	-	-	-	-	7	6	0	0
Smoot, Dawuane	^	^	^	^	^	PS	PS	-	-	-	-	-	-	-	-	-	-	0	0	0	0
Stinnie, Aaron	P	P	P	P	P	P	P	-	-	-	-	-	-	-	-	-	-	7	0	0	0
Stout, Jordan	P	P	P	P	P	P	P	-	-	-	-	-	-	-	-	-	-	7	0	0	0
Thibodeaux, Kayvon	P	P	RUSH	RUSH	RUSH	RUSH	RUSH	-	-	-	-	-	-	-	-	-	-	7	5	0	0
Thomas, Andrew	LT	LT	LT	LT	LT	LT	LT	-	-	-	-	-	-	-	-	-	-	7	7	0	0
Tracy Jr., Tyrone	P	P	P	P	P	P	P	-	-	-	-	-	-	-	-	-	-	7	0	0	0
Tupou, Josh	PS	P	N	PS	PS	PS	PS	-	-	-	-	-	-	-	-	-	-	1	0	0	1
VanDeMark, Geno	PS	PS	PS	PS	PS	PS	PS	-	-	-	-	-	-	-	-	-	-	0	0	0	0
Washington, Ar'Darius	P	P	FS	N	P	P	FS	-	-	-	-	-	-	-	-	-	-	6	2	0	1
Winston, Jameis	X	P	QB	QB	QB	QB	P	-	-	-	-	-	-	-	-	-	-	6	4	1	0
Zvada, Dominic	P	P	P	P	P	P	P	-	-	-	-	-	-	-	-	-	-	7	0	0	0

LEGEND:
CAPS=Starter, P=Player was a substitution, N=On Inactive List, X=Did Not Play (Non-injury), IR=Injured Reserve, PS=Practice Squad, IRD=Injured Reserve - Designated For Return, I=Inactive, NOT=Not on Roster, ^=With Other Team

2026 REGULAR SEASON
OFFENSE

DATE	OPPONENT	WR	TE	LT	LG	C	RG	RT	QB	RB	FB
9/13	Dallas	M. Nabers/ M. Fields	I. Likely	A. Thomas	J. Runyan Jr.	J. Schmitz Jr.	F. Mauigoa	J. Eluemunor	J. Dart	C. Skattebo	P. Ricard
9/21	at L.A. Rams	M. Nabers	I. Likely/ C. Manhertz	A. Thomas	J. Runyan Jr.	J. Schmitz Jr.	F. Mauigoa	J. Eluemunor	J. Dart	C. Skattebo	P. Ricard
9/27	Tennessee	M. Nabers/ M. Fields	I. Likely	A. Thomas	J. Runyan Jr.	J. Schmitz Jr.	F. Mauigoa	J. Eluemunor	J. Winston	C. Skattebo	P. Ricard
10/4	Arizona	M. Nabers	I. Likely/ T. Johnson/ C. Manhertz	A. Thomas	J. Runyan Jr.	B. Hudson	F. Mauigoa	J. Eluemunor	J. Winston	C. Skattebo	--
10/11	at Washington	M. Nabers/ D. Mooney	I. Likely	A. Thomas	J. Runyan Jr.	B. Hudson	F. Mauigoa	J. Eluemunor	J. Winston	C. Skattebo	P. Ricard
10/18	New Orleans	M. Nabers/ M. Fields	I. Likely/ T. Fidone II	A. Thomas	J. Runyan Jr.	B. Hudson	F. Mauigoa	M. Mbow	J. Winston	N. Harris	--
10/25	at Houston	M. Nabers/ M. Fields	I. Likely	A. Thomas	J. Runyan Jr.	B. Hudson	F. Mauigoa	J. Eluemunor	J. McCarthy	C. Skattebo	P. Ricard
11/8	at Philadelphia	--	--	--	--	--	--	--	--	--	--
11/12	Washington	--	--	--	--	--	--	--	--	--	--
11/22	Jacksonville	--	--	--	--	--	--	--	--	--	--
11/29	at Indianapolis	--	--	--	--	--	--	--	--	--	--
12/6	San Francisco	--	--	--	--	--	--	--	--	--	--
12/13	at Seattle	--	--	--	--	--	--	--	--	--	--
12/20	Cleveland	--	--	--	--	--	--	--	--	--	--
12/28	at Detroit	--	--	--	--	--	--	--	--	--	--
1/3	at Dallas	--	--	--	--	--	--	--	--	--	--
1/10	Philadelphia	--	--	--	--	--	--	--	--	--	--

2026 REGULAR SEASON
DEFENSE

DATE	OPPONENT	DL	OLB	ILB	CB	S
9/13	Dallas	D. Reader/ S. Harris	B. Burns/ A. Carter	A. Reese/ T. Edmunds	D. Phillips/ G. Newsome II/ D. Banks	T. Nubin/ J. Holland
9/21	at L.A. Rams	D. Reader/ S. Harris/ C. Golston	B. Burns/ A. Carter	A. Reese/ T. Edmunds	G. Newsome II/ C. Hood	T. Nubin/ J. Holland
9/27	Tennessee	D. Reader/ S. Harris/ C. Golston	K. Thibodeaux/ A. Carter	A. Reese/ T. Edmunds	G. Newsome II/ C. Hood	A. Washington/ J. Holland
10/4	Arizona	D. Reader/ S. Harris	K. Thibodeaux/ A. Carter	A. Reese/ T. Edmunds	D. Phillips/ G. Newsome II/ D. Banks	T. Nubin/ J. Holland
10/11	at Washington	D. Reader/ S. Harris/ D. Alexander	K. Thibodeaux/ A. Carter	A. Reese/ T. Edmunds	G. Newsome II/ D. Banks	T. Nubin/ J. Holland
10/18	New Orleans	D. Reader/ S. Harris	K. Thibodeaux/ A. Carter	A. Reese/ T. Edmunds	D. Phillips/ G. Newsome II/ D. Banks	J. Pinnock/ J. Holland
10/25	at Houston	D. Reader/ S. Harris/ B. Jamison-Travis	K. Thibodeaux/ A. Carter	A. Reese/ M. McFadden	D. Banks/ P. Adebo	J. Pinnock/ A. Washington
11/8	at Philadelphia	--	--	--	--	--
11/12	Washington	--	--	--	--	--
11/22	Jacksonville	--	--	--	--	--
11/29	at Indianapolis	--	--	--	--	--
12/6	San Francisco	--	--	--	--	--
12/13	at Seattle	--	--	--	--	--
12/20	Cleveland	--	--	--	--	--
12/28	at Detroit	--	--	--	--	--
1/3	at Dallas	--	--	--	--	--
1/10	Philadelphia	--	--	--	--	--

Rookies underlined.

YEAR	DRAFTEES (23)	FREE AGENTS (32)	COLLEGE FREE AGENTS (4)	TRADES/WAIVERS (3)
2020	T Andrew Thomas (1)			
2022	OLB Kayvon Thibodeaux (1a) ILB Micah McFadden (5)			
2023	CB Deonte Banks (1) C John Michael Schmitz Jr. (2)			
2024	WR Malik Nabers (1) S Tyler Nubin (2) CB Dru Phillips (3) TE Theo Johnson (4) RB Tyrone Tracy Jr. (5) *	OL Jermaine Eluemunor (FA-'24) C Bryan Hudson (FA-'24) TE Chris Manhertz (FA-'24) G Jon Runyan Jr. (FA-'24) RB Devin Singletary (FA-'24) OL Aaron Stinnie (FA-'24)		OLB Brian Burns (T CAR -'24) *
2025	OLB Abdul Carter (1a) QB Jaxson Dart (1b) * DL Darius Alexander (3) RB Cam Skattebo (4) OL Marcus Mbow (5) TE Thomas Fidone II (7a)	CB Paulson Adebo (FA-'25) ILB Zaire Barnes (FA-'25) DL Chauncey Golston (FA-'25) * S Jevón Holland (FA-'25) CB Nic Jones (FA-'25) WR Gunner Olszewski (FA-'25) * DL Roy Robertson-Harris (FA-'25) * QB Jameis Winston (FA-'25)	OLB Trace Ford (UDFA-'25)	CB Jarrick Bernard-Converse (W CLE -'25) *
2026	ILB Arvell Reese (1a) OL Francis Mauigoa (1b) CB Colton Hood (2) WR Malachi Fields (3) DL Bobby Jamison-Travis (6a) OL J.C. Davis (6b) ILB Jack Kelly (6c)	WR Calvin Austin III (FA-'26) * WR Braxton Berrios (FA-'26) * DB Elijah Campbell (FA-'26) RB Gregory Desrosiers (FA-'26) ILB Tremaine Edmunds (FA-'26) * QB Jake Haener (FA-'26) DL Shelby Harris (FA-'26) OLB Malik Harrison (FA-'26) TE Isaiah Likely (FA-'26) WR Darnell Mooney (FA-'26) CB Greg Newsome II (FA-'26) DL C.J. Okoye (T BAL -'26) S Jason Pinnock (FA-'26) DL DJ Reader (FA-'26) FB Patrick Ricard (FA-'26) OL Josh Sills (FA-'26) P Jordan Stout (FA-'26) S Ar'Darius Washington (FA-'26)	CB Thaddeus Dixon (UDFA-'26) * LS Ben Mann (UDFA-'26) K Dominic Zvada (UDFA-'26)	QB J.J. McCarthy (T MIN -'26)

Key: * *Injured Reserve*

JANUARY

1/5 LB Swayze Bozeman, TE Tanner Conner, LB Trace Ford, T Reid Holskey, DB Patrick McMorris, DB Myles Purchase - Reserve/Future

1/7 G Jake Kubas - Reserve/Future

1/13 DT Marlon Tuipulotu - Reserve/Future

1/22 LB DeMarvin Leal - Reserve/Future

FEBRUARY

2/13 WR Courtney Jackson - Free Agent Signing

MARCH

3/4 ILB Bobby Okereke - Terminated, Vested Veteran, all contracts

3/6 T James Hudson III - Terminated, Vested Veteran, all contracts
WR Gunner Olszewski - Signed, Renegotiated Contract

3/10 DB Anthony Johnson Jr. - Waived, No Recall
OLB Caleb Murphy - Signed, Renegotiated Contract

3/11 LB Chris Board, P Jamie Gillan - Terminated, Vested Veteran, all contracts
WR Isaiah Hodgins, ILB Micah McFadden, G Evan Neal - Unrestricted Free Agent Signing
K Jason Sanders - Free Agent Signing
WR Ryan Miller - Received Minimum Salary Offer

3/13 LB Tremaine Edmunds - Free Agent Signing
T Jermaine Eluemunor, TE Isaiah Likely, CB Greg Newsome II, FB Patrick Ricard, G Aaron Stinnie, P Jordan Stout, S Ar'Darius Washington - Unrestricted Free Agent Signing

3/14 WR Calvin Austin III - Unrestricted Free Agent Signing
LB Zaire Barnes - Free Agent Signing

3/16 S Jason Pinnock - Unrestricted Free Agent Signing

3/17 WR Darnell Mooney - Free Agent Signing

3/18 OL Joshua Ezeudu - Unrestricted Free Agent Signing

3/20 DB Elijah Campbell - Unrestricted Free Agent Signing

3/23 DT Sam Roberts - Free Agent Signing

3/24 LS Zach Triner - Free Agent Signing

3/25 LB Cam Jones - Free Agent Signing

MARCH (CONT.)

3/29 K Graham Gano - Terminated, Vested Veteran, all contracts

APRIL

4/4 WR Da'Quan Felton, DB Patrick McMorris, DB TJ Moore, DB Myles Purchase, - Waived, No Recall

4/6 G Lucas Patrick - Unrestricted Free Agent Signing

4/7 WR Ryan Miller - Exclusive Rights Signing

4/9 G Daniel Faalele - Unrestricted Free Agent Signing

4/13 QB Brandon Allen - Unrestricted Free Agent Signing

4/19 DL Dexter Lawrence - Traded (to CIN) for 2026 First Round Pick (No. 10 overall)

4/25 LB DeMarvin Leal - Terminated, Vested Veteran, all contracts

4/29 DT Shelby Harris - Free Agent Signing

4/30 DT Leki Fotu - Free Agent Signing

MAY

5/6 NT D.J. Reader - Free Agent Signing
DT Zacch Pickens - Claimed (off waivers from KC)

5/7 LB Swayze Bozeman, DT Elijah Chatman, WR Courtney Jackson - Waived, No Recall
DT Marlon Tuipulotu - Terminated, Vested Veteran, all contracts
DT Anquin Barnes, DT Ben Barten, DB Thaddeus Dixon, LS Ben Mann, T Ryan Schernecke, K Dominic Zvada - Free Agent Signing

5/8 RB Damon Bankston - Free Agent Signing

5/12 CB Colton Hood - Selection List Signing

5/14 DB Thaddeus Dixon - Reserve/Injured; Prior to Cut to 53
DE Kareem Khalid - Free Agent Signing

5/27 OL Reid Holskey - Waived, No Recall
DL Josh Tupou - Free Agent Signing
OL Francis Mauigoa - Selection List Signing

5/29 LB Arvell Reese - Selection List Signing

JUNE

6/1 WR Odell Beckham Jr., WR Braxton Berrios, T Jarrod Gray - Free Agent Signing
T Jarrod Gray - Exempt/International Player
WR Gunner Olszewski - Reserve/Injured
LS Zach Triner - Terminated, Vested Veteran, all contracts

6/2 WR JuJu Smith-Schuster - Free Agent Signing
K Jason Sanders - Terminated, Vested Veteran, all contracts

JULY

7/7 DB Rico Payton - Waived, Injured Prior to Cut to 53
DL C.J. Ravenell - Claimed (off waivers from TEN)

7/23 TE Thomas Fidone II, DL Sam Roberts, DL Roy Robertson-Harris - Declared Physically Unable to Perform

7/25 DL C.J. Ravenell - Waived, Non-Football Injury
LB Cam Jones - Waived, No Recall

7/28 TE Thomas Fidone II, DL Sam Roberts - Passed Physical
DL Marlon Davidson, TE Tyler Moore - Free Agent Signing

7/28 ILB Anfernee Orji - Free Agent Signing
DL Ben Barten - Waived, No Recall

AUGUST

8/5 CB David Long Jr., CB D.J. James - Free Agent Signing
DL Roy Robertson-Harris - Reserve/Injured
WR Beaux Collins - Waived/Injured

8/6 FB Grant Finley - Free Agent Signing
TE Tyler Moore - Waived, No Recall

8/7 CB Jarrick Bernard-Converse - Waived/Injured

8/8 C Brenden Jaimes - Free Agent Signing

8/10 DB JT Woods - Free Agent Signing
DL Sam Roberts - Terminated, Vested Veteran, all contracts

8/13 DB Ugo Amadi, DB Sam Webb - Free Agent Signing
CB DJ James - Waived/Injured
CB David Long Jr. - Terminated, Vested Veteran

8/16 DB Sam Webb - Reserve/Retired

8/17 QB Jake Haener, LB Chandler Martin - Free Agent Signing
RB Dante Miller - Waived/Injured

AUGUST (CONT.)

8/18 RB Najee Harris - Free Agent Signing
WR JuJu Smith-Schuster - Terminated, Vested Veteran

8/19 DL Ben Barten - Claimed (off waivers from NYJ)
OL Daniel Faalele - Traded (to JAX) for 2027 Sixth Round Pick

8/24 WR Ryan Miller - Waived, No Recall

8/26 TE Josiah Deguara, WR Kobe Prentice - Free Agent Signing
OL Joshua Ezeudu - Traded (to KC) for 2028 Seventh Round Pick

8/27 WR Calvin Austin III - Reserve/Injured

8/29 RB Damon Bankston, LB Anfernee Orji, WR Kobe Prentice - Waived, No Recall
CB Ugo Amadi, TE Josiah Deguara, DL Leki Fotu, WR Isaiah Hodgins, OL Brenden Jaimes - Terminated, Vested Veteran, all contracts

8/30 CB Korie Black - Reserve/Injured / Designated for Return
CB Art Green, K Ben Sauls - Waived, Injury Settlement
DL Anquin Barnes Jr., DL Ben Barten, S Beau Brade, WR Dalen Cambre, FB Grant Finley, OLB Trace Ford, WR Xavier Gipson, RB Eric Gray, OL Jarrod Gray, QB Jake Haener, WR Jalin Hyatt, OL Jake Kubas, LB Chandler Martin, LB Darius Muasau, OLB Caleb Murphy, DL Zacch Pickens, OL Ryan Schernecke, DB JT Woods - Waived, No Recall
QB Brandon Allen, WR Braxton Berrios, TE Tanner Conner, DL Marlon Davidson, OLB Khalid Kareem, S Raheem Layne, OL Evan Neal, OL Lucas Patrick, DL Josh Tupou - Terminated, Vested Veteran, all contracts
DL C.J. Okoye - Acquired (from BAL) for 2028 Seventh Round Pick

8/31 DL Ben Barten, WR Dalen Cambre, FB Grant Finley, OLB Trace Ford, DB Raheem Layne, LB Chandler Martin, OL Ryan Schernecke - Practice Squad
WR Braxton Berrios, WR Jalin Hyatt, DL Josh Tupou - Practice Squad Veteran
QB Jake Haener, DB J.T. Woods - Practice Squad Exception
OL Jarrod Gray - International Practice Player Signing

SEPTEMBER

9/1 WR Charlie Jones, OL Darian Kinnard - Practice Squad Veteran
OL Kingsley Eguakun - Practice Squad
DB Elijah Jones - Practice Squad Exception

9/2 OL Geno VanDeMark - Practice Squad
DB JT Woods - Terminated (by Club) from Practice Squad

9/3 LB Malik Harrison - Practice Squad Veteran
DL Ben Barten - Terminated (by Club) from Practice Squad

SEPTEMBER (CONT.)

9/7 G Jon Runyan Jr., QB Jameis Winston - Signed, 2-year contract extension
WR Darius Slayton - Terminated, Vested Veteran, all contracts

9/12 WR Dalen Cambre - Free Agent Signing (from NYG PS)
WR Braxton Berrios, LB Malik Harrison - Activated, from Practice Squad (Standard Elevation)

9/14 RB Phil Mafah - Practice Squad
WR Dalen Cambre - Waived, No Recall

9/16 DL Josh Tupou - Free Agent Signing from NYG PS
WR Dalen Cambre - Practice Squad

9/17 CB Jaden Robinson - Practice Squad
OL Ryan Schernecke - Terminated (by Club) from Practice Squad

9/18 CB Nikko Reed - Free Agent Signing (from LAC PS)
CB Paulson Adebo - Reserve/Injured

9/21 WR Braxton Berrios, LB Malik Harrison - Activated, from Practice Squad (Standard Elevation)

9/22 DL C.J. Ravenell - Practice Squad Exception
OL Ryan Schernecke - Practice Squad
OL Kingsley Eguakun, DB Elijah Jones - Terminated (by Club) from Practice Squad

9/24 QB Jaxson Dart - Reserve/Injured

9/26 QB Jake Haener - Free Agent Signing from NYG Practice Squad
WR Braxton Berrios, LB Malik Harrison - Activated, from Practice Squad (Standard Elevation)

9/28 QB Jake Haener - Waived, No Recall
QB J.J. McCarthy - Acquired (from MIN) for 2027 Fifth Round Pick

9/29 WR Braxton Berrios, WR Charlie Jones - Free Agent Signings from NYG Practice Squad
OLB Brian Burns - Reserve/Injured
WR Odell Beckham Jr. - Terminated, Vested Veteran, all contracts
DL P.J. Mustipher - Practice Squad Exception

9/30 QB Jake Haener - Practice Squad Exception
DL Josh Tupou - Terminated, Vested Veteran, all contracts

OCTOBER

10/1 DL Josh Tupou - Practice Squad Veteran
OLB Jihad Ward - Free Agent Signing from MIN Practice Squad

OCTOBER (CONT.)

10/2 OL Kendrick Green - Practice Squad Veteran
OL Darian Kinnard - Terminated (by Club) from Practice Squad

10/3 OLB Trace Ford, QB Jake Haener - Activated, from Practice Squad (Standard Elevations)

10/7 WR Braxton Berrios - Reserve/Injured
WR Dontae Fleming - Practice Squad
QB Jake Haener - Free Agent Signing (from NYG Practice Squad)

10/10 WR Dalen Cambre, OLB Trace Ford - Activated, from Practice Squad (Standard Elevations)
DL Chauncey Golston - Reserve/Injured

10/13 OLB Malik Harrison - Free Agent Signing from NYG Practice Squad
DL Dawaune Smoot - Practice Squad Veteran

10/14 DL C.J. Ravenell - Terminated (by Club) from Practice Squad
OL Josh Gesky - Practice Squad

10/20 WR Jason Brownlee - Terminated (by Club) from Practice Squad
OLB Trace Ford - Free Agent Signing from NYG PS

10/21 OL Josh Sills - Free Agent Signing from IND PS
CB Paulson Adebo - Designated for Return/Returned to Practice

10/24 CB Paulson Adebo - Activated, from Reserve
WR Jalin Hyatt, S Raheem Layne - Activated, from Practice Squad (Standard Elevation)
ILB Tremaine Edmunds - Reserve/Injured

10/27 WR Jason Brownlee - Terminated (by Club) from Practice Squad
DL Dean Lowry - Practice Squad Veteran
RB Gregory Desrosiers - Free Agent Signing from LAC PS
RB Tyrone Tracy Jr. - Reserve/Injured

NOVEMBER

11/2 RB Eric Gray - Practice Squad Veteran
DL Josh Tupou - Termianted (by Club) from Practice Squad



PLAYER BIOS

GIANTS SINCE 1925 NEW YORK FOOTBALL GIANTS BIG BLUE G-MEN

GIANTS



PAULSON ADEBO

CB #21

(uh-DEE-bow)

HEIGHT: 6-1
WEIGHT: 192 lbs
COLLEGE: STANFORD
HOW ACQUIRED: FA-'25
NFL EXP.: 6 YEARS
GIANTS EXP.: 2 YEARS

HONORS

- NFC Defensive Player of the Week: 2022 Week 9.

CAREER HIGHLIGHTS

- Started 64 of 66 games played…Totaled 328 tackles, 51 passes defensed, 11 interceptions, 9 tackles for loss, 2 forced fumbles, 2 fumble recoveries and 1 quarterback hit...Also has 4 career special teams tackles (2 solo)...Played four seasons for the New Orleans Saints (2021-24).
- In his first season with the Giants, started all 12 games he played and totaled 73 tackles, 8 passes defensed, 1 interception and 1 tackle for loss.
- Started seven games for the Saints in 2024 before a season-ending right leg injury…Produced 52 tackles, 10 passes defensed and 3 interceptions…Despite only playing in seven games, Adebo finished the season tied with Tyrann Mathieu (3) for the most interceptions on the team.
- In 2023, started all 15 games he played in and totaled 76 tackles, 18 passes defensed, 4 interceptions, 2 forced fumbles and 2 fumble recoveries…His 18 passes defensed were the 3rd-most in the NFL and tied for the 3rd-most in Saints franchise history…Earned NFC Defensive Player of the Week honors after recording 7 tackles, 3 passes defensed, 2 interceptions, 1 forced fumble and 1 fumble recovery vs. Chicago (11/5/23)…Became the first player since Charles Woodson at Detroit (11/26/09) to record 2+ interceptions, 1 forced fumble and 1 fumble recovery in a game.
- As a rookie in 2021, started all 17 games and totaled 63 tackles, 8 passes defensed, 4 tackles for loss and 3 interceptions…Became the fifth Saint to have at least 3 interceptions during their rookie campaign…Recorded 3 tackles and 1 interception in Week 1 vs. Green Bay (9/12/21)…Was the first Saint to record an interception in his NFL debut since LB James Allen in 2002.

COLLEGE

- Attended Stanford from 2017-20…Opted out of the 2020 season…Adebo played in 22 games (21 starts) and produced 97 tackles, 30 pass breakups, 8 interceptions and 4 tackles for loss.
- In 2019, totaled 33 tackles, 10 pass breakups and 4 interceptions…Named first-team All-Pac-12 by the league coaches and second-team by the Associated Press.
- As a sophomore in 2018, named first-team All-Pac-12 after producing 64 tackles, 20 pass breakups, 4 interceptions and 4 tackles for loss…Did not see any action as a freshman in 2017.

OFF-THE-FIELD ACTIVITY

- Attended the tryouts for the Ghana national flag football team alongside other NFL athletes…Attended the United Way of New York City's Gridiron Gala event at Glasshouses in NYC, which raised more than $3 million for UWNYC programming…Attended the Boys & Girls Club of Hudson County to help give away turkeys to families in the local community…Hosted members from the NYPD Military Liaison Group as well as members from the John Jay College of Criminal Justice to the Quest Diagnostics Training Center to watch practice and enjoy a day with the Giants.

PERSONAL

- Full name is Saiid Paulson Adebo…Born in Farmington, Michigan…Is the son of Pauline Domingo…Has two siblings, Dell and Mouf…His first language at home is French, the native tongue of his mother, who emigrated from the West African nation of Benin.
- Attended Mansfield High School in Mansfield, Texas…Was a four-star recruit and the 12th-best prospect coming out of the state of Texas by ESPN…Played wide receiver and corner…As a senior, produced 53 tackles, 7 pass breakups and 3 interceptions…Made 25 catches for 494 yards and 2 touchdowns…Added 14 carries for 151 yards and 1 touchdown…Also competed in track and basketball.

MAIN TRANSACTIONS

- Originally a 3rd-round (76th pick overall) draft choice by the New Orleans Saints in 2021.
- Signed as a free agent by the New York Giants on 3/13/25.

PAULSON ADEBO'S NFL REGULAR SEASON DEFENSIVE STATISTICS

				TACKLES								INTERCEPTIONS					O. FUMB				ST					MISC	
DATE	TEAM	GP	GS	TK	S	A	TFL	YDS	SK	YDS	QBH	NO	YDS	LG	TD	PD	FF	FR	TD	YDS	TK	S	A	FF	FR	S	A
2021	Saints	17	17	63	54	9	4	7	0.0	0.0	0	3	50	33	0	8	0	0	0	0	3	1	2	0	0	0	0
2022	Saints	13	12	60	51	9	2	4	0.0	0.0	0	0	0	0	0	7	0	0	0	0	0	0	0	0	0	0	0
2023	Saints	15	15	76	60	16	0	0	0.0	0.0	0	4	32	27	0	18	2	2	0	0	0	0	0	0	0	0	0
2024	Saints	7	7	52	43	9	1	4	0.0	0.0	1	3	68	47	0	10	0	0	0	0	0	0	0	0	0	0	0
2025	Giants	12	12	73	56	17	1	1	0.0	0.0	0	1	0	0	0	8	0	0	0	0	0	0	0	0	0	0	0
2026	Giants	2	1	4	4	0	1	1	0.0	0.0	0	0	0	0	0	0	0	0	0	0	1	1	0	0	0	0	0
NFL TOTALS		66	64	328	268	60	9	17	0.0	0.0	1	11	150	47	0	51	2	2	0	0	4	2	2	0	0	0	0

SINGLE-GAME HIGHS: DEFENSIVE

Total Tackles	13 at Dallas Cowboys, Sep 14, 2025
Solo Tackles	11 at Dallas Cowboys, Sep 14, 2025
Passes Defensed	3 at Atlanta Falcons, Sep 29, 2024 ...2 more at 3.
Forced Fumbles	1 vs. Chicago Bears, Nov 05, 2023 ...1 more at 1.
Fumble Recoveries	1 vs. Chicago Bears, Nov 05, 2023 ...1 more at 1.
Tackles For Loss	1 at Houston Texans, Oct 25, 2026 ...8 more at 1.
Interceptions	2 vs. Chicago Bears, Nov 05, 2023
Interception Return Yards	47 at Dallas Cowboys, Sep 15, 2024
Special Teams Tackles	1 vs. Dallas Cowboys, Sep 13, 2026 ...3 more at 1.



DARIUS ALEXANDER

DL #91

HEIGHT: 6-4
WEIGHT: 310 lbs
COLLEGE: TOLEDO
HOW ACQUIRED: D3-'25
NFL EXP.: 2 YEARS
GIANTS EXP.: 2 YEARS

CAREER HIGHLIGHTS

- Appeared in 22 games (three starts)...Holds career totals of 27 tackles, 7 quarterback hits, 4 tackles for loss, 4.0 sacks and 1 pass defensed.
- As a rookie, played in 16 games with two starts...Totaled 20 tackles, 6 quarterback hits, 4 tackles for loss, 3.5 sacks and 1 pass defensed...Finished with career highs in tackles (4), sacks (2.0), tackles for loss (2) and quarterback hits (2) at Detroit (11/23/25)...Became the first Giants rookie with 2.0 sacks in the first half of a game since DE Jason Pierre-Paul (2.0 sacks) vs. Washington on 12/5/10.

COLLEGE

- Played five seasons at Toledo and played in 57 games…Logged 127 tackles, 22 tackles for loss, 13 passes defensed, 9.0 sacks, 1 fumble recovery and 1 interception returned for a touchdown.
- Named second-team All-MAC in 2024 after posting 40 tackles, 7.5 tackles for loss, 5 passes defensed, 3.5 sacks and 1 interception…In the GameAbove Sports Bowl, produced 6 tackles, 1.0 sack and a 58-yard pick six…It marked the only interception of his career.
- In 2023, was named third-team All-MAC…Played in 14 games and finished with 36 tackles, 5.5 tackles for loss and 4.0 sacks.
- Played in 13 games in 2022…Recorded 21 tackles, 7.0 tackles for loss, 3 passes defensed and 1.5 sacks.
- Appeared in all 13 games in 2021…Totaled 21 tackles, 2 passes defensed and 1.5 sacks.
- In a shortened season due to COVID-19 in 2020, played in all six games and logged 9 tackles and 1.0 tackle for loss…Redshirted in 2019.

OFF-THE-FIELD ACTIVITY

- Hosted New City Kids, Tackle Kids Cancer and MetLife Stadium EMS Scholarship Fund for a $20,000 donation…To celebrate Halloween, dressed in costume to visit patients and distribute giftbags at Hackensack University Medical Center's Joseph M. Sanzari Children's Hospital…Continued the annual rookie Thanksgiving tradition, preparing and serving lunch at Eva's Village for the community members of Paterson, N.J.…Represented Autism Speaks during Week 13 of the NFL season for My Cause My Cleats…Hosted members from the NYPD Military Liaison Group as well as members from the John Jay College of Criminal Justice to the Quest Diagnostics Training Center to watch practice and enjoy a day with the Giants.

PERSONAL

- Is the son of Taya Alexander…Has three siblings, Shiara, Darrion and Brooklyn…Has one son, Messiah…Graduated from Toledo with a degree in communication studies.
- Attended Wayne High School in Fort Wayne, Indiana…Was a two-star prospect coming out of high school…As a senior, he had 87 tackles, 21 tackles for loss and 10.0 sacks.

MAIN TRANSACTIONS

- Originally a 3rd-round (65th overall) draft choice by the Giants in 2025.

DARIUS ALEXANDER'S NFL REGULAR SEASON DEFENSIVE STATISTICS

				TACKLES								INTERCEPTIONS					O. FUMB				ST					MISC	
DATE	TEAM	GP	GS	TK	S	A	TFL	YDS	SK	YDS	QBH	NO	YDS	LG	TD	PD	FF	FR	TD	YDS	TK	S	A	FF	FR	S	A
2025	Giants	16	2	20	9	11	4	26	3.5	26.5	6	0	0	0	0	1	0	0	0	0	0	0	0	0	0	0	0
2026	Giants	6	1	7	3	4	0	0	0.5	0.0	1	0	0	0	0	0	0	0	0	0	0	0	0	0	0	0	0
NFL TOTALS		22	3	27	12	15	4	26	4.0	26.5	7	0	0	0	0	1	0	0	0	0	0	0	0	0	0	0	0

SINGLE-GAME HIGHS: DEFENSIVE

Total Tackles 4 vs. Dallas Cowboys, Jan 04, 2026
...1 more at 4.
Solo Tackles 2 vs. Dallas Cowboys, Jan 04, 2026
...2 more at 2.
Sacks 2.0 at Detroit Lions, Nov 23, 2025
Passes Defensed 1 at Denver Broncos, Oct 19, 2025
Tackles For Loss 2 at Detroit Lions, Nov 23, 2025

2026 GAME-BY-GAME REGULAR-SEASON STATISTICS (GIANTS)

			TACKLES								INTERCEPTIONS					O. FUMB				ST					MISC			
DATE	OPPONENT	P/S	TK	S	A	SK	YDS	TFL	YDS	QBH	NO	YDS	LG	TD	PD	FF	FR	TD	YDS	TK	S	A	FF	FR	S	A	W/L	SCORE
09/13	Cowboys	P	0	0	0	0.0	0.0	0	0	0	0	0	0	0	0	0	0	0	0	0	0	0	0	0	0	0	W	28-20
09/21	at Rams												ON INACTIVE LIST														L	6-28
09/27	Titans	P	0	0	0	0.0	0.0	0	0	0	0	0	0	0	0	0	0	0	0	0	0	0	0	0	0	0	W	12-7
10/04	Cardinals	P	2	1	1	0.0	0.0	0	0	1	0	0	0	0	0	0	0	0	0	0	0	0	0	0	0	0	W	36-24
10/11	at Commanders	S	2	1	1	0.0	0.0	0	0	0	0	0	0	0	0	0	0	0	0	0	0	0	0	0	0	0	T	27-27
10/18	Saints	P	1	1	0	0.0	0.0	0	0	0	0	0	0	0	0	0	0	0	0	0	0	0	0	0	0	0	L	27-34
10/25	at Texans	P	2	0	2	0.5	0.0	0	0	0	0	0	0	0	0	0	0	0	0	0	0	0	0	0	0	0	W	27-21+
2026 TOTALS		**6-1**	**7**	**3**	**4**	**0.5**	**0.0**	**0**	**0**	**1**	**0**	**0**	**0**	**0**	**0**	**0**	**0**	**0**	**0**	**0**	**0**	**0**	**0**	**0**	**0**	**0**	**4-2-1**	

+ - Overtime



DEONTE BANKS

CB #2

HEIGHT: 6-2
WEIGHT: 200 lbs
COLLEGE: MARYLAND
HOW ACQUIRED: D1-'23
NFL EXP.: 4 YEARS
GIANTS EXP.: 4 YEARS

2026 SEASON HIGHLIGHTS

- Logged 4 tackles. a career-high 4 passes defensed and the game-sealing interception, which he returned 98 yards for a touchdown, vs. Arizona in Week 4. The return was the fourth-longest in team history and the first interception return touchdown of his career.

HONORS

- NFC Defensive Player of the Week: 2026 Week 4

CAREER HIGHLIGHTS

- Has made 40 starts in 50 appearances…Totals include 167 tackles, 38 passes defensed, 5 tackles for loss, 3 interceptions, including 1 INT-TD, and 1 forced fumble...Has also returned 21 kickoffs for 659 yards (31.4 avg.) and 1 touchdown.
- In his third season, played in 16 games (six starts) and produced 31 tackles, 5 passes defensed and 2 tackles for loss…Also returned 19 kickoffs for 622 yards (32.7 average) and 1 touchdown… At Las Vegas (12/28/25), logged 3 tackles, a season-high 2 passes defensed and 2 kickoff returns for 113 yards (56.5 avg.), including a 95-yard return for a touchdown, the first return touchdown of his career.
- In 2024, started all 14 games he played…Inactive for three games with a rib injury…Tallied 52 tackles (39 solo), 1 tackle for loss, 1 forced fumble and 12 passes defensed.
- As a rookie in 2023, started all 15 games in which he played…Missed the final two games of the season due to a shoulder injury…Finished with 64 tackles (53 solo), 2 tackles for loss, 2 interceptions and 11 passes defensed, the latter figure tying Xavier McKinney for the team lead and were the most by a Giants rookie since Will Allen had 14 in 2001…Ranked 8th among all rookies with 64 total tackles.

NOTES TO KNOW

- Became the second Giant to begin their career with two straight seasons recording 10+ passes defensed, joining Will Allen (14 passes defensed in 2001 and 11 in 2002).
- Recorded 6 tackles, 3 passes defensed and 1 forced fumble at Seattle (10/6/24) to become the first Giant since Terrell Thomas (vs. Jacksonville on 11/28/10) to total 3-plus passes defensed and 1 forced fumble in a game.

COLLEGE

- Played in 30 games with 21 starts in four seasons at Maryland…Career totals included 83 tackles (61 solo), a half-sack, 2 interceptions, 13 passes defensed and one blocked kick.
- As a senior in 2022, played in a career-high 12 games with eight starts…Opted out of the Duke's Mayo Bowl and decided to forego his final year of eligibility to enter the NFL Draft…Selected honorable mention All-Big Ten…Tallied a career-best 38 tackles (25 solo) and 9 passes defensed, plus 1 interception and a half-sack…In 2021, started the season's first two games, vs. West Virginia (9/4) and Howard (9/11) before suffering season-ending torn labrum injury in the Howard game…Totaled 6 tackles (4 solo), including 5 stops (4 solo) vs. West Virginia.

PERSONAL

- Family science major…Prefers to be called "Tae"…Played cornerback and slotback at Edgewood (MD) High School…Played in the same backfield as his cousin, Antwain Banks… In his junior season, he recorded 41 tackles, 16 passes defended and 3 interceptions (2 returned for touchdowns) and accounted for 1,052 total yards (674 rushing, 378 receiving) and 8 touchdowns (5 rushing, 3 receiving) on offense…As a senior, Banks earned all-state and all-county honors with 113 carries for 1,700 rushing yards (15.0-yard average) and 24 touchdowns…Defensively, he had 23 tackles, 9 passes defensed and three interceptions (one returned for a touchdown) as he led Edgewood to a 9-win season and an appearance in the 2018 playoffs.
- Also lettered in track and set several school records…Posted personal bests in the 100 meters (10.96), 200 meters (22.44), high jump (5 feet, 6 inches) and long jump (22 feet, 8 inches)…Received his first scholarship offer from Division II Seton Hill after his junior season followed by a few FCS offers (Delaware State, Elon, Monmouth) and FBS offers (Buffalo, Kent State)...When Maryland offered him the summer before his senior season, Banks committed two weeks later…Son of Jamal Banks and Laura Bethea.

MAIN TRANSACTIONS

- Originally a 1st-round (24th pick overall) draft choice by the Giants in 2023.

DEONTE BANKS' NFL REGULAR SEASON DEFENSIVE STATISTICS

				TACKLES								INTERCEPTIONS					O. FUMB				ST					MISC	
DATE	TEAM	GP	GS	TK	S	A	TFL	YDS	SK	YDS	QBH	NO	YDS	LG	TD	PD	FF	FR	TD	YDS	TK	S	A	FF	FR	S	A
2023	Giants	15	15	64	53	11	2	2	0.0	0.0	0	2	6	6	0	11	0	0	0	0	0	0	0	0	0	0	0
2024	Giants	14	14	52	39	13	1	3	0.0	0.0	0	0	0	0	0	12	1	0	0	0	0	0	0	0	0	0	0
2025	Giants	16	6	31	24	7	2	2	0.0	0.0	0	0	0	0	0	5	0	0	0	0	0	0	0	0	0	0	0
2026	Giants	5	5	20	12	8	0	0	0.0	0.0	0	1	98	98t	1	10	0	0	0	0	0	0	0	0	0	0	0
NFL TOTALS		**50**	**40**	**167**	**128**	**39**	**5**	**7**	**0.0**	**0.0**	**0**	**3**	**104**	**98T**	**1**	**38**	**1**	**0**	**0**	**0**	**0**	**0**	**0**	**0**	**0**	**0**	**0**

SINGLE-GAME HIGHS: DEFENSIVE

Total Tackles 12 vs. Green Bay Packers, Dec 11, 2023
Solo Tackles 9 vs. Green Bay Packers, Dec 11, 2023
Passes Defensed 4 vs. Arizona Cardinals, Oct 04, 2026
Forced Fumbles 1 at Seattle Seahawks, Oct 06, 2024
Tackles For Loss 2 at Dallas Cowboys, Sep 14, 2025
Interceptions 1 vs. Arizona Cardinals, Oct 04, 2026
...2 more at 1.
Interception Return Yards 6 vs. Washington Commanders, Oct 22, 2023

2026 GAME-BY-GAME REGULAR-SEASON STATISTICS (GIANTS)

			TACKLES								INTERCEPTIONS					O. FUMB				ST					MISC			
DATE	OPPONENT	P/S	TK	S	A	SK	YDS	TFL	YDS	QBH	NO	YDS	LG	TD	PD	FF	FR	TD	YDS	TK	S	A	FF	FR	S	A	W/L	SCORE
09/13	Cowboys	S	4	4	0	0.0	0.0	0	0	0	0	0	0	0	2	0	0	0	0	0	0	0	0	0	0	0	W	28-20
09/21	at Rams											ON INACTIVE LIST															L	6-28
09/27	Titans											ON INACTIVE LIST															W	12-7
10/04	Cardinals	S	4	1	3	0.0	0.0	0	0	0	1	98	98	1	4	0	0	0	0	0	0	0	0	0	0	0	W	36-24
10/11	at Commanders	S	6	4	2	0.0	0.0	0	0	0	0	0	0	0	1	0	0	0	0	0	0	0	0	0	0	0	T	27-27
10/18	Saints	S	4	2	2	0.0	0.0	0	0	0	0	0	0	0	1	0	0	0	0	0	0	0	0	0	0	0	L	27-34
10/25	at Texans	S	2	1	1	0.0	0.0	0	0	0	0	0	0	0	2	0	0	0	0	0	0	0	0	0	0	0	W	27-21+
2026 TOTALS		**5-5**	**20**	**12**	**8**	**0.0**	**0.0**	**0**	**0**	**0**	**1**	**98**	**98T**	**1**	**10**	**0**	**0**	**0**	**0**	**0**	**0**	**0**	**0**	**0**	**0**	**4-2-1**	

+ - Overtime

2026 GAME-BY-GAME REGULAR-SEASON STATISTICS (GIANTS)

			KICKOFF RETURNS					PUNT RETURNS							
DATE	OPPONENT	P/S	RET	YDS	AVG	LG	TD	NO	FC	YDS	AVG	LG	TD	W/L	SCORE
09/13	Cowboys	S	2	37	18.5	19	0	0	0	0	0.0	0	0	W	28-20
09/21	at Rams						ON INACTIVE LIST							L	6-28
09/27	Titans						ON INACTIVE LIST							W	12-7
10/04	Cardinals	S	0	0	0.0	0	0	0	0	0	0.0	0	0	W	36-24
10/11	at Commanders	S	0	0	0.0	0	0	0	0	0	0.0	0	0	T	27-27
10/18	Saints	S	0	0	0.0	0	0	0	0	0	0.0	0	0	L	27-34
10/25	at Texans	S	0	0	0.0	0	0	0	0	0	0.0	0	0	W	27-21+
2026 TOTALS		**5-5**	**2**	**37**	**18.5**	**19**	**0**	**0**	**0**	**0**	**0.0**	**0**	**0**	**4-2**	

+ - Overtime



ZAIRE BARNES

ILB #46

(zai-EAR)

HEIGHT: 6-1
WEIGHT: 227 lbs
COLLEGE: WESTERN MICHIGAN
HOW ACQUIRED: FA-'25
NFL EXP.: 4 YEARS
GIANTS EXP.: 2 YEARS

2026 SEASON HIGHLIGHTS

- In Week 3 vs. Tennessee, Barnes recorded 1 tackle on special teams and forced a fumble on the opening kickoff...It marked the first time the Giants have forced a turnover on the game's opening kickoff since 9/18/22 vs. Carolina.

CAREER HIGHLIGHTS

- Has played in 22 games (one start) with the New York Jets (2023) and New York Giants (2025-26)...Career totals include 16 tackles, 2 tackles for loss, 1.0 sack and 1 quarterback hit...Also has 24 tackles and 1 forced fumble on special teams.
- Appeared in 11 games (one start) for the Giants in 2025…Totaled 16 tackles, 2 tackles for loss, 1.0 sack and 1 quarterback hit…Also added 13 tackles on special teams.
- Missed the entire 2024 season after suffering an ankle injury prior to Week 1.
- In 2023, played in four games for the Jets but did not record any statistics.

COLLEGE

- Attended Western Michigan for all four seasons and played in 49 games…Tallied 205 tackles (128 solo), 15 tackles for loss, 10 passes defensed, 3.5 sacks, 3 fumble recoveries, 2 forced fumbles and 1 interception.
- In 2022, played in 12 games at linebacker…Career-high 93 tackles (60 solo), 9 passes defensed, 4.5 tackles for loss, 3 fumble recoveries, 1 sack, 1 forced fumble and 1 interception…Named first-team All-MAC.
- Appeared in 13 games in 2021 at safety…Recorded 68 tackles (45 solo), 7 tackles for loss, 3 fumble recoveries, 2.5 sacks and 1 forced fumble.
- Did not play in the shortened 2020 season due to injury...Played in 11 games in 2019…Totaled 29 tackles (16 solo), 3.5 tackles for loss and 1 pass defensed.
- As a freshman in 2018, Barnes played 13 games and produced 15 total tackles (7 solo).

PERSONAL

- Son of Annette and Ron Barnes…Has a brother, Zavier, who was a member of the Saginaw Valley State football program in 2016 and 2017.
- Out of high school, Barnes was ranked the No. 45 player in Illinois by 247Sports.com…Class 7A honorable mention All-State as a running back and safety…Produced 77 tackles (28 solo), 6 touchdowns and totaled 51 carries for 458 yards.

MAIN TRANSACTIONS

- Originally a 6th-round (184th overall) draft choice by the New York Jets in 2023.
- Waived by the Jets on 8/27/25 and signed to the New York Giants' practice squad on 8/29/25.
- Re-signed a one-year extension with the Giants on 3/14/26.

ZAIRE BARNES' NFL REGULAR SEASON DEFENSIVE STATISTICS

				TACKLES								INTERCEPTIONS					O. FUMB				ST					MISC	
DATE	TEAM	GP	GS	TK	S	A	TFL	YDS	SK	YDS	QBH	NO	YDS	LG	TD	PD	FF	FR	TD	YDS	TK	S	A	FF	FR	S	A
2023	Jets	4	0	0	0	0	0	0	0.0	0.0	0	0	0	0	0	0	0	0	0	0	0	0	0	0	0	0	0
2024	Jets	0	0	0	0	0	0	0	0.0	0.0	0	0	0	0	0	0	0	0	0	0	0	0	0	0	0	0	0
2025	Giants	11	1	16	12	4	2	7	1.0	4.0	1	0	0	0	0	0	0	0	0	0	13	5	8	0	0	0	0
2026	Giants	7	0	0	0	0	0	0	0.0	0.0	0	0	0	0	0	0	0	0	0	0	11	6	5	1	0	0	0
NFL TOTALS		22	1	16	12	4	2	7	1.0	4.0	1	0	0	0	0	0	0	0	0	0	24	11	13	1	0	0	0

SINGLE-GAME HIGHS: DEFENSIVE

Total Tackles	11 at New England Patriots, Dec 01, 2025
Solo Tackles	8 at New England Patriots, Dec 01, 2025
Sacks	1.0 at New England Patriots, Dec 01, 2025
Tackles For Loss	1 at New England Patriots, Dec 01, 2025 ...1 more at 1.
Special Teams Tackles	3 at Los Angeles Rams, Sep 21, 2026 ...1 more at 3.

2026 GAME-BY-GAME REGULAR-SEASON STATISTICS (GIANTS)

			TACKLES								INTERCEPTIONS					O. FUMB				ST					MISC			
DATE	OPPONENT	P/S	TK	S	A	SK	YDS	TFL	YDS	QBH	NO	YDS	LG	TD	PD	FF	FR	TD	YDS	TK	S	A	FF	FR	S	A	W/L	SCORE
09/13	Cowboys	P	0	0	0	0.0	0.0	0	0	0	0	0	0	0	0	0	0	0	0	1	1	0	0	0	0	0	W	28-20
09/21	at Rams	P	0	0	0	0.0	0.0	0	0	0	0	0	0	0	0	0	0	0	0	3	1	2	0	0	0	0	L	6-28
09/27	Titans	P	0	0	0	0.0	0.0	0	0	0	0	0	0	0	0	0	0	0	0	1	0	1	1	0	0	0	W	12-7
10/04	Cardinals	P	0	0	0	0.0	0.0	0	0	0	0	0	0	0	0	0	0	0	0	1	1	0	0	0	0	0	W	36-24
10/11	at Commanders	P	0	0	0	0.0	0.0	0	0	0	0	0	0	0	0	0	0	0	0	2	2	0	0	0	0	0	T	27-27
10/18	Saints	P	0	0	0	0.0	0.0	0	0	0	0	0	0	0	0	0	0	0	0	2	0	2	0	0	0	0	L	27-34
10/25	at Texans	P	0	0	0	0.0	0.0	0	0	0	0	0	0	0	0	0	0	0	0	1	1	0	0	0	0	0	W	27-21+
2026 TOTALS		**7-0**	**0**	**0**	**0**	**0.0**	**0.0**	**0**	**0**	**0**	**0**	**0**	**0**	**0**	**0**	**0**	**0**	**0**	**0**	**11**	**6**	**5**	**1**	**0**	**0**	**0**	**4-2-1**	

+ - Overtime



DALEN CAMBRE

WR #83

(cam-BREE)

HEIGHT: 6-0
WEIGHT: 192 lbs
COLLEGE: LOUISIANA
HOW ACQUIRED: FA-'25
NFL EXP.: 2 YEARS
GIANTS EXP.: 2 YEARS

CAREER HIGHLIGHTS

- Has played in eight career games for the Giants...Signed as an undrafted free agent that spent 2025 training camp with the Giants.
- In 2025, played in seven games and saw action on 16 offensive plays and 89 special teams snaps…Recorded 5 tackles on special teams.

COLLEGE

- Spent his career at Louisiana, playing 50 games…Totaled 10 receptions for 123 yards (12.3-yard avg.) and 1 touchdown…Garnered 17 tackles, 2 blocked punts and 1 fumble recovery for a touchdown on defense and special teams…Also served as the team's holder.
- Played in 14 games in 2024…Tallied 5 receptions for 46 yards (9.2-yard avg.)…On special teams, had 9 tackles and 1 blocked punt.
- In 2023, played in all 13 games, primarily seeing action on special teams…Through the air, caught 1 pass for 18 yards…Totaled 6 tackles and 1 blocked punt.
- Saw action in all 13 games in 2022, serving as the team's holder…Totaled 2 tackles…As a reserve wide receiver, had 3 receptions for 49 yards (16.3-yard avg.).
- Primarily participated on special teams through 13 games in 2021…Recorded 1 fumble recovery, which he returned for a touchdown.
- Recorded 1 reception for 10 yards in 2020…Was a member of the practice squad in 2019.

OFF-THE-FIELD ACTIVITY

- To celebrate Halloween, dressed in costume to visit patients and distribute giftbags at Hackensack University Medical Center's Joseph M. Sanzari Children's Hospital…Continued the annual rookie Thanksgiving tradition, preparing and serving lunch at Eva's Village for the community members of Paterson, N.J.…Participated in Jingle Jam, where he helped spread holiday joy to more than 500 New Jersey foster children, spending time with them and assisting with gift distribution...Hosted New City Kids, Tackle Kids Cancer and MetLife Stadium EMS Scholarship Fund for a $20,000 donation...Represented Breakthrough T1D during Week 13 of the NFL season for My Cause My Cleats...Hosted members from the NYPD Military Liaison Group as well as members from the John Jay College of Criminal Justice to the Quest Diagnostics Training Center to watch practice and enjoy a day with the Giants.

PERSONAL

- Son of Mark and Sandra Cambre…Has a brother, Hunter…Father played basketball at LSU…Majored in sports management and graduated from Louisiana in 2024.
- Attended St. Thomas More Catholic High School in Lafayette, Louisiana…Was second team All-District and Burlsworth Character award winner…Played in the NUC All-American game.

MAIN TRANSACTIONS

- Originally signed with the Giants as an undrafted free agent on 5/9/25.
- Waived by the Giants on 8/26/25 and signed to the practice squad on 9/16/25.
- Signed to the Giants' active roster on 12/13/25.

DALEN CAMBRE'S NFL REGULAR SEASON RUSHING/RECEIVING STATISTICS

				RECEIVING					RUSHING				
DATE	TEAM	GP	GS	NO.	YDS.	AVG.	LG	TD	NO.	YDS.	AVG.	LG	TD
2025	Giants	7	0	0	0	0.0	0	0	0	0	0.0	0	0
2026	Giants	1	0	0	0	0.0	0	0	0	0	0.0	0	0
NFL TOTALS		**8**	**0**	**0**	**0**	**0.0**	**0**	**0**	**0**	**0**	**0.0**	**0**	**0**

SINGLE-GAME HIGHS: RUSHING/RECEIVING

Special Teams Tackles	2 vs. Dallas Cowboys, Jan 04, 2026
	...1 more at 2.

2026 GAME-BY-GAME REGULAR-SEASON STATISTICS (GIANTS)

			RECEIVING					RUSHING						
DATE	OPPONENT	P/S	NO.	YDS.	AVG.	LG	TD	NO.	YDS.	AVG.	LG	TD	W/L/T	SCORE
09/13	Cowboys						ON INACTIVE LIST						W	28-20
09/21	at Rams						PRACTICE SQUAD						L	6-28
09/27	Titans						PRACTICE SQUAD						W	12-7
10/04	Cardinals						PRACTICE SQUAD						W	36-24
10/11	at Commanders	P	0	0	0.0	0	0	0	0	0.0	0	0	T	27-27
10/18	Saints						PRACTICE SQUAD						L	27-34
10/25	at Texans						PRACTICE SQUAD						W	27-21+
2026 TOTALS		**1-0**	**0**	**0**	**0.0**	**0**	**0**	**0**	**0**	**0.0**	**0**	**0**	**4-2-1**	

+ - Overtime



ELIJAH CAMPBELL

DB #28

HEIGHT: 5-11
WEIGHT: 190 lbs
COLLEGE: NORTHERN IOWA
HOW ACQUIRED: FA-'26
NFL EXP.: 6 YEARS
GIANTS EXP.: 1 YEAR

CAREER HIGHLIGHTS

- Has played in 75 games and made three starts…Began his career on the Cleveland Browns' summer roster in 2018…Played for the Birmingham Iron of the AAF in 2019…Signed to the New York Jets' practice squad in 2020, where he spent the remainder of the season…Spent 2021-25 with the Miami Dolphins…Career totals include 24 tackles, 2 passes defensed, 1 forced fumble, 1 quarterback hit, 1 tackle for loss and 1 fumble recovery…Also owns 26 special teams tackles…Also appeared in two postseason games for the Dolphins, totaling 2 tackles and 1 quarterback hit.
- Played in 10 games for the Dolphins in 2025…Missed the latter part of the season due to injury…Recorded 5 tackles on special teams.
- In 2024, played in all 17 games and made one start…Combined for 8 tackles, 1 tackle for loss and 1 forced fumble…Added 3 tackles on special teams.
- Appeared in 15 games in 2023…Totaled 9 tackles, 1 fumble recovery and 1 pass defensed…Contributed 6 tackles on special teams.
- Played in 16 games with one start in 2022…Produced 7 tackles, 1 pass defensed and 1 quarterback hit…On special teams, recorded 5 tackles.
- Made seven appearances for the Dolphins in 2021…Recorded 2 tackles on special teams…Missed part of the season due to injury.
- Was a member of the Jets practice squad in 2020…Played in three games but didn't record any statistics.

COLLEGE

- Played at three schools over the course of his collegiate career…Began at Iowa Western Community College in 2013 where he redshirted for one season before transferring to Northern Illinois in 2015…After one season at Northern Illinois, spent the 2016 and 2017 seasons at Northern Iowa.
- Was a two-year starter at Northern Iowa, appearing in 24 games and totaling 87 tackles, 23 passes defensed and 8 interceptions.

PERSONAL

- Son of Jamal and Denna Hickman…Was a two-way player in high school…Also ran track and field…Studied psychology at Northern Iowa.

MAIN TRANSACTIONS

- Originally signed as an undrafted free agent by the Cleveland Browns on 5/4/18.
- Waived by the Browns on 8/31/18.
- Signed to the New York Jets' practice squad on 11/3/20.
- Waived by the Jets on 8/31/21 and claimed off waivers by the Miami Dolphins on 9/1/21.
- Signed as a free agent by the New York Giants on 3/20/26.

ELIJAH CAMPBELL'S NFL REGULAR SEASON DEFENSIVE STATISTICS

				TACKLES								INTERCEPTIONS					O. FUMB				ST					MISC	
DATE	TEAM	GP	GS	TK	S	A	TFL	YDS	SK	YDS	QBH	NO	YDS	LG	TD	PD	FF	FR	TD	YDS	TK	S	A	FF	FR	S	A
2018	Browns	0	0	0	0	0	0	0	0.0	0.0	0	0	0	0	0	0	0	0	0	0	0	0	0	0	0	0	0
2020	Jets	3	0	0	0	0	0	0	0.0	0.0	0	0	0	0	0	0	0	0	0	0	0	0	0	0	0	0	0
2021	Jets	0	0	0	0	0	0	0	0.0	0.0	0	0	0	0	0	0	0	0	0	0	0	0	0	0	0	0	0
	Went from **N.Y. Jets** to **Miami**.																										
2021	Dolphins	7	0	0	0	0	0	0	0.0	0.0	0	0	0	0	0	0	0	0	0	0	2	2	0	0	0	0	0
2021	TOTAL	7	0	0	0	0	0	0	0.0	0.0	0	0	0	0	0	0	0	0	0	0	2	2	0	0	0	0	0
2022	Dolphins	16	1	7	4	3	0	0	0.0	0.0	1	0	0	0	0	1	0	0	0	0	5	3	2	0	0	0	0
2023	Dolphins	15	1	9	6	3	0	0	0.0	0.0	0	0	0	0	0	1	0	0	0	0	6	4	2	0	1	0	0
2024	Dolphins	17	1	8	4	4	1	1	0.0	0.0	0	0	0	0	0	0	0	0	0	0	3	2	1	1	0	0	0
2025	Dolphins	10	0	0	0	0	0	0	0.0	0.0	0	0	0	0	0	0	0	0	0	0	5	4	1	0	0	0	0
2026	Giants	7	0	0	0	0	0	0	0.0	0.0	0	0	0	0	0	0	0	0	0	0	5	3	2	0	0	0	0
NFL TOTALS		**75**	**3**	**24**	**14**	**10**	**1**	**1**	**0.0**	**0.0**	**1**	**0**	**0**	**0**	**0**	**2**	**0**	**0**	**0**	**0**	**26**	**18**	**8**	**1**	**1**	**0**	**0**

ELIJAH CAMPBELL'S NFL POSTSEASON DEFENSIVE STATISTICS

				TACKLES								INTERCEPTIONS					O. FUMB				ST					MISC	
DATE	TEAM	GP	GS	TK	S	A	TFL	YDS	SK	YDS	QBH	NO	YDS	LG	TD	PD	FF	FR	TD	YDS	TK	S	A	FF	FR	S	A
2022	Dolphins	1	0	2	1	1	0	0	0.5	0.0	1	0	0	0	0	0	0	0	0	0	0	0	0	0	0	0	0
2023	Dolphins	1	0	0	0	0	0	0	0.0	0.0	0	0	0	0	0	0	0	0	0	0	0	0	0	0	0	0	0
NFL TOTALS		**2**	**0**	**2**	**1**	**1**	**0**	**0**	**0.5**	**0.0**	**1**	**0**	**0**	**0**	**0**	**0**	**0**	**0**	**0**	**0**	**0**	**0**	**0**	**0**	**0**	**0**	**0**

SINGLE-GAME HIGHS: DEFENSIVE

Total Tackles	4 vs. New York Jets, Dec 17, 2023	**Special Teams Tackles**	3 at Los Angeles Rams, Sep 21, 2026
Solo Tackles	3 vs. New York Jets, Dec 17, 2023	**Special Teams Forced Fumbles**	1 vs. Jacksonville Jaguars, Sep 08, 2024
Passes Defensed	1 vs. New York Jets, Dec 17, 2023 ...1 more at 1.	**Special Teams Fumble Recoveries**	1 vs. Tennessee Titans, Dec 11, 2023
Tackles For Loss	1 at New England Patriots, Oct 06, 2024		

SINGLE-GAME HIGHS - POSTSEASON: DEFENSIVE

Total Tackles	2 at Buffalo Bills, Jan 15, 2023	**Sacks**	0.5 at Buffalo Bills, Jan 15, 2023
Solo Tackles	1 at Buffalo Bills, Jan 15, 2023		

2026 GAME-BY-GAME REGULAR-SEASON STATISTICS (GIANTS)

			TACKLES								INTERCEPTIONS					O. FUMB				ST					MISC			
DATE	**OPPONENT**	**P/S**	**TK**	**S**	**A**	**SK**	**YDS**	**TFL**	**YDS**	**QBH**	**NO**	**YDS**	**LG**	**TD**	**PD**	**FF**	**FR**	**TD**	**YDS**	**TK**	**S**	**A**	**FF**	**FR**	**S**	**A**	**W/L**	**SCORE**
09/13	Cowboys	P	0	0	0	0.0	0.0	0	0	0	0	0	0	0	0	0	0	0	0	0	0	0	0	0	0	0	W	28-20
09/21	at Rams	P	0	0	0	0.0	0.0	0	0	0	0	0	0	0	0	0	0	0	0	3	1	2	0	0	0	0	L	6-28
09/27	Titans	P	0	0	0	0.0	0.0	0	0	0	0	0	0	0	0	0	0	0	0	1	1	0	0	0	0	0	W	12-7
10/04	Cardinals	P	0	0	0	0.0	0.0	0	0	0	0	0	0	0	0	0	0	0	0	0	0	0	0	0	0	0	W	36-24
10/11	at Commanders	P	0	0	0	0.0	0.0	0	0	0	0	0	0	0	0	0	0	0	0	0	0	0	0	0	0	0	T	27-27
10/18	Saints	P	0	0	0	0.0	0.0	0	0	0	0	0	0	0	0	0	0	0	0	1	1	0	0	0	0	0	L	27-34
10/25	at Texans	P	0	0	0	0.0	0.0	0	0	0	0	0	0	0	0	0	0	0	0	0	0	0	0	0	0	0	W	27-21+
2026 TOTALS		**7-0**	**0**	**0**	**0**	**0.0**	**0.0**	**0**	**0**	**0**	**0**	**0**	**0**	**0**	**0**	**0**	**0**	**0**	**0**	**5**	**3**	**2**	**0**	**0**	**0**	**0**	**4-2-1**	

+ - Overtime



ABDUL CARTER

OLB #3

HEIGHT: 6-3
WEIGHT: 252 lbs
COLLEGE: PENN STATE
HOW ACQUIRED: D1A-'25
NFL EXP.: 2 YEARS
GIANTS EXP.: 2 YEARS

2026 SEASON HIGHLIGHTS

- Recorded 5 tackles, 1.0 sack, 1 tackle for loss and 1 quarterback hit at Washington in Week 5.
- Totaled 3 tackles and 3 quarterback hits in Week 4 vs. Arizona, pressuring the qarterback a career-high 9 times, with 8 of those being quick pressures. His 8 quick pressures are the most in a single game by any player since 2024 per Next Gen Stats.

CAREER HIGHLIGHTS

- Has appeared in 24 games (13 starts) in his career, totaling 61 tackles, 30 quarterback hits, 9 tackles for loss, 6.0 sacks, 3 forced fumbles and 2 fumble recoveries.
- Named a finalist for the AP Defensive Rookie of the Year award in 2025 after playing in all 17 games (six starts) and finishing with 43 tackles, 23 quarterback hits, 7 tackles for loss, 4.0 sacks, 2 forced fumbles and 2 fumble recoveries...Per Next Gen Stats, led all rookies with 72 quarterback pressures and led the NFL with 48 quick quarterback pressures.

COLLEGE

- Played three seasons at Penn State (42 games, 35 starts) and totaled 172 tackles, 39.5 tackles for loss, 23.0 sacks, 14 passes defensed, 5 forced fumbles and 1 interception.
- Among all-time school rankings, left Penn State with the sixth-most sacks (23.0) and the eighth-most tackles for loss (39.5).
- In his final season at Penn State in 2024, was named a unanimous consensus All-American…Selected as the Nagurski-Woodson Big Ten Defensive Player of the Year…Voted All-Big Ten first team by the coaches and media…Started all 16 games and finished with 68 tackles, 23.5 tackles for loss, 12.0 sacks, 4 passes defensed and 2 forced fumbles…His 23.5 tackles for loss led the nation and his 12.0 sacks ranked second in the Big Ten and seventh in the country.
- As a sophomore in 2023, earned first-team All-Big Ten honors from the league's coaches and second-team from the media…Named a second-team All-American by Sports Illustrated…Started 13 games and made 48 tackles, 5.5 tackles for loss, 5 passes defensed, 4.5 sacks, 1 interception and 1 forced fumble.
- In 2022, during his true freshman season, named second-team All-Big Ten by the media…Named as a true freshman All-American by ESPN.com, On3, and 247Sports…Made six starts across 13 games and notched 56 tackles, 10.5 tackles for loss, 6.5 sacks and 2 forced fumbles…His 6.5 sacks were tied for the 3rd-most among all freshmen.

NOTES TO KNOW

- Became the only Giants rookie since 1982 to contribute to a sack in four consecutive games.
- His 23 quarterback hits from his rookie season are the sixth-most by any rookie since 2006 when quarterback hits were first tracked.
- Carter was selected 3rd overall in the 2025 NFL Draft…The last time the Giants selected at No. 3 was in 1984, when the team chose LB Carl Banks out of Michigan State.

OFF-THE-FIELD ACTIVITY

- Represented North Philly Aztecs during Week 13 of the NFL season for My Cause My Cleats...Hosted members from the NYPD Military Liaison Group as well as members from the John Jay College of Criminal Justice to the Quest Diagnostics Training Center to watch practice and enjoy a day with the Giants.

PERSONAL

- Is the son of Tina and Christopher Carter…Has four siblings…Two sisters, Cheryl and Cianie and two brothers, Hakim and Isaiah.
- Attended La Salle College High School in Philadelphia, Pa.…Voted team captain and MVP as a senior…Helped lead his school to a 9-2 record and a Philadelphia Catholic League Championship as a senior…Recorded 78 tackles, 10 tackles for loss and 2.0 sacks as a senior…Rated a four-star prospect by 247Sports, On3, Rivals and ESPN.
- Played power forward for the La Salle College basketball team.

MAIN TRANSACTIONS

- Originally a 1st-round (3rd overall) draft choice by the Giants in 2025.

ABDUL CARTER'S NFL REGULAR SEASON DEFENSIVE STATISTICS

				TACKLES								INTERCEPTIONS					O. FUMB				ST					MISC	
DATE	TEAM	GP	GS	TK	S	A	TFL	YDS	SK	YDS	QBH	NO	YDS	LG	TD	PD	FF	FR	TD	YDS	TK	S	A	FF	FR	S	A
2025	Giants	17	6	43	25	18	7	33	4.0	22.5	23	0	0	0	0	0	2	2	0	-3	0	0	0	0	0	0	0
2026	Giants	7	7	18	6	12	2	15	2.0	15.0	7	0	0	0	0	0	1	0	0	0	0	0	0	0	0	0	0
NFL TOTALS		**24**	**13**	**61**	**31**	**30**	**9**	**48**	**6.0**	**37.5**	**30**	**0**	**0**	**0**	**0**	**0**	**3**	**2**	**0**	**-3**	**0**	**0**	**0**	**0**	**0**	**0**	**0**

SINGLE-GAME HIGHS: DEFENSIVE

Total Tackles 7 vs. Washington Commanders, Dec 14, 2025
Solo Tackles 5 vs. Washington Commanders, Dec 14, 2025
Sacks 1.0 at Los Angeles Rams, Sep 21, 2026
...3 more at 1.0.
Forced Fumbles 2 vs. Washington Commanders, Dec 14, 2025
Fumble Recoveries 1 vs. Washington Commanders, Dec 14, 2025
...1 more at 1.
Tackles For Loss 3 vs. Washington Commanders, Dec 14, 2025
Longest Opp Fumble Return 1 vs. Washington Commanders, Dec 14, 2025

2026 GAME-BY-GAME REGULAR-SEASON STATISTICS (GIANTS)

			TACKLES								INTERCEPTIONS					O. FUMB				ST					MISC			
DATE	OPPONENT	P/S	TK	S	A	SK	YDS	TFL	YDS	QBH	NO	YDS	LG	TD	PD	FF	FR	TD	YDS	TK	S	A	FF	FR	S	A	W/L	SCORE
09/13	Cowboys	S	3	0	3	0.0	0.0	0	0	1	0	0	0	0	0	0	0	0	0	0	0	0	0	0	0	0	W	28-20
09/21	at Rams	S	3	1	2	1.0	9.0	1	9	1	0	0	0	0	0	0	0	0	0	0	0	0	0	0	0	0	L	6-28
09/27	Titans	S	0	0	0	0.0	0.0	0	0	0	0	0	0	0	0	0	0	0	0	0	0	0	0	0	0	0	W	12-7
10/04	Cardinals	S	3	1	2	0.0	0.0	0	0	3	0	0	0	0	0	0	0	0	0	0	0	0	0	0	0	0	W	36-24
10/11	at Commanders	S	5	2	3	1.0	6.0	1	6	1	0	0	0	0	0	1	0	0	0	0	0	0	0	0	0	0	T	27-27
10/18	Saints	S	0	0	0	0.0	0.0	0	0	1	0	0	0	0	0	0	0	0	0	0	0	0	0	0	0	0	L	27-34
10/25	at Texans	S	4	2	2	0.0	0.0	0	0	0	0	0	0	0	0	0	0	0	0	0	0	0	0	0	0	0	W	27-21+
2026 TOTALS		**7-7**	**18**	**6**	**12**	**2.0**	**15.0**	**2**	**15**	**7**	**0**	**0**	**0**	**0**	**0**	**1**	**0**	**0**	**0**	**0**	**0**	**0**	**0**	**0**	**0**	**0**	**4-2-1**	

+ - Overtime



J.C. DAVIS

OL #74

HEIGHT: 6-5
WEIGHT: 335 lbs
COLLEGE: ILLINOIS
HOW ACQUIRED: D6B-'26
NFL EXP.: R
GIANTS EXP.: R

CAREER HIGHLIGHTS

- Appeared in two games for the Giants.
- Made his NFL debut in Week 6 of the 2026 season against New Orleans.

COLLEGE

- Started all 49 games of his FBS career, with two seasons at New Mexico (2022-23) and two seasons at Illinois (2024-25) after a season at Contra Costa College (2021)…Named to an all-conference team in four of his five seasons of college football.
- Started 12 games at left tackle for Illinois in 2025 and was named an AP first-team All-Big Ten member…Was graded the third-best left tackle in the country by PFF…Granted a final year of eligibility due to playing one of his college seasons at a junior college as part of the federal court ruling in the case filed by former Vanderbilt QB Diego Pavia.
- Played in and started all 13 games at left tackle in 2024 after transferring to Illinois, earning All-Big Ten third-team honors from the coaches.
- Started all 12 games at left tackle in his final year at New Mexico in 2023…Was named first-team All-Mountain West, playing 827 snaps at left tackle.
- Was a starter for all 12 games at left tackle in 2022, playing 704 snaps…Received an All-Mountain West honorable mention.
- Spent his true freshman season at a junior college, Contra Costa College, in 2021, where he was named All-CCCA first-team.

PERSONAL

- Lettered in football at McClymonds High School in Oakland, Calif.…Named second-team all-league as a senior and second-team all-city as a junior…Helped lead McClymonds to an 11-1 record in 2019 and an undefeated 6-0 in their shortened 2021 Spring season…Was primarily a defensive lineman until reaching high school, where he played both offensive and defensive line…Attended the same high school as former All-Pro corner Marcus Peters and NBA Hall of Famer Bill Russell.
- Parents are Levy and Greta Davis.
- Majored in business at New Mexico and majored in communications at Illinois.

MAIN TRANSACTIONS

- Originally a 6th-round (192nd overall) draft choice by the Giants in 2026.

J.C. DAVIS' NFL REGULAR SEASON STATISTICS

DATE	TEAM	GP	GS
2026	Giants	1	0
NFL TOTALS		**1**	**0**

2026 GAME-BY-GAME REGULAR-SEASON STATISTICS (GIANTS)

DATE	OPPONENT	P/S		W/L/T	SCORE
09/13	Cowboys		INACTIVE	W	28-20
09/21	at Rams		INACTIVE	L	6-28
09/27	Titans		INACTIVE	W	12-7
10/04	Cardinals		INACTIVE	W	36-24
10/11	at Commanders		INACTIVE	T	27-27
10/18	Saints	P		L	27-34
10/25	at Texans		DID NOT PLAY	W	27-21+
2026 TOTALS		**1-0**		**4-2-1**	

+ - Overtime



GREGORY DESROSIERS

RB #30

(deh-woah-zee-ay)

HEIGHT: 5-11
WEIGHT: 200 lbs
COLLEGE: MEMPHIS
HOW ACQUIRED: FA-'26
NFL EXP.: R
GIANTS EXP.: R

CAREER HIGHLIGHTS

- Signed with the Los Angeles Chargers as an undrafted free agent in the spring of 2026 before signing to the Giants active roster on 10/27/26.

COLLEGE

- Appeared in 46 games across six collegiate seasons…Spent two seasons at Memphis (2024-25) after two seasons at Massachusetts (2022-23) and two seasons at Louisville (2020-21)…Rushed for 1,302 yards and 16 touchdowns in 211 attempts across his collegiate career…Through the air, caught 76 passes for 612 yards and 7 touchdowns… Also returned 66 kickoffs for 1,306 yards.
- Played in 10 games in 2025…Rushed 99 times for 563 yards and 7 touchdowns… Caught 32 passes for 228 yards and 1 touchdown…Returned 3 kickoffs for 40 yards.
- 2024 marked Desrosiers first season at Memphis…Played in eight games and rushed for 228 yards and 3 touchdowns on 31 attempts…Caught 21 passes for 175 yards and 4 touchdowns…Named to the preseason watch lists for the Doak Walker Award and Paul Hornug Award.
- In his final season at Massachusetts in 2023, appeared in 11 games…Rushed 37 times for 301 yards and 4 touchdowns…Caught 15 passes for 185 yards and 2 touchdowns…Also returned 31 kickoffs for 597 yards.
- Competed in 12 games in his first season with Massachusetts in 2022 where he rushed for 210 yards and 2 touchdowns on 44 carries…Caught 8 passes for 24 yards and returned 29 kickoffs for 599 yards.
- Began his collegiate career at Louisville, appearing in five games across the 2020 and 2021 seasons…Retained a season of eligibility through the NCAA's COVID-19 waiver…Redshirted in 2021.

PERSONAL

- Attended Belmont Hill School in Lawrence, Mass.…Played at running back…Earned MVP and All-New England honors for the second year in a row as a senior after earning All-League and All-New England honors as a junior.
- Lettered in football, basketball, and track for Belmont.

MAIN TRANSACTIONS

- Originally signed with the Los Angeles Chargers as an undrafted free agent on 4/26/26.
- Signed to the Los Angeles Chargers practice squad on 8/31/26.
- Signed from the Chargers practice squad to the New York Giants active roster on 10/27/26.

GREGORY DESROSIERS' NFL REGULAR SEASON RUSHING/RECEIVING STATISTICS

				RUSHING					RECEIVING				
DATE	TEAM	GP	GS	NO.	YDS.	AVG.	LG	TD	NO.	YDS.	AVG.	LG	TD
2026	Chargers	0	0	0	0	0.0	0	0	0	0	0.0	0	0
NFL TOTALS		**0**	**0**	**0**	**0**	**0.0**	**0**	**0**	**0**	**0**	**0.0**	**0**	**0**

GREGORY DESROSIERS' NFL REGULAR SEASON RETURN STATISTICS

		KICKOFF RETURNS					PUNT RETURNS					
DATE	TEAM	RET.	YDS.	AVG.	LG	TD	NO.	FC	YDS.	AVG.	LG	TD
2026	Chargers	0	0	0.0	0	0	0	0	0	0.0	0	0
NFL TOTALS		**0**	**0**	**0.0**	**0**	**0**	**0**	**0**	**0**	**0.0**	**0**	**0**

2026 GAME-BY-GAME REGULAR-SEASON STATISTICS (CHARGERS)

			RUSHING					RECEIVING						
DATE	OPPONENT	P/S	NO.	YDS.	AVG.	LG	TD	NO.	YDS.	AVG.	LG	TD	W/L	SCORE
09/13	Cardinals					PRACTICE SQUAD							L	14-26
10/04	at Seahawks					PRACTICE SQUAD							L	23-30
10/11	Broncos					PRACTICE SQUAD							L	17-23
10/18	at Chiefs					PRACTICE SQUAD							L	6-22
11/01	at Rams					PRACTICE SQUAD							L	9-24
2026 TOTALS		**0-0**	**0**	**0**	**0.0**	**0**	**0**	**0**	**0**	**0.0**	**0**	**0**	**0-5**	



JERMAINE ELUEMUNOR

OL #72

(eh-LOO-muh-norr)

HEIGHT: 6-4
WEIGHT: 338 lbs
COLLEGE: TEXAS A&M
HOW ACQUIRED: FA-'24
NFL EXP.: 10 YEARS
GIANTS EXP.: 3 YEARS

CAREER HIGHLIGHTS

- Eluemunor has played in 125 regular-season games with 83 starts – 64 at right tackle, 13 at left tackle, and six at right guard – for Baltimore (2017-18), New England (2019-20), Las Vegas (2021-23), and the Giants (2024-26)...Played in two postseason games.
- Started 16 games at right tackle for the Giants in 2025...Played 1,000+ snaps for the first time in his career.
- In his first season with the Giants in 2024, started all 15 games in which he played, the first nine at right tackle and last six at left tackle...Missed two games due to a quad injury.
- In his final season with Las Vegas in 2023, played in all 17 games with 14 starts, including 12 at right tackle and two at left tackle.
- In 2022, started a career-high 17 games – 15 at right tackle and one each at left tackle and right guard…Part of an offensive line that helped the Raiders rush for 2,059 yards, their highest total since 2011.
- In 2021, spent time with Miami and Jacksonville before joining the Raiders prior to the start of the regular season...Played in 14 regular-season games with three starts at right guard and played in the AFC Wild Card Game at Cincinnati (1/15/22).
- In 2020, played in 12 games with eight starts – five at right tackle and three at left tackle...Spent three games on injured reserve.
- In his first season with the Patriots in 2019, played in 10 games.
- In 2018, played in nine games with one start...Started at left tackle vs Pittsburgh (11/4/18)…Played on special teams and as a reserve offensive lineman in the AFC Wild Card Game vs. the Chargers (1/6/19).
- As a rookie in 2017, played in eight games with two starts for the Ravens…Named to the 2017 PFWA All-Rookie Team...Played right guard for 15 snaps in his NFL debut at Jacksonville (9/24/17)…Made first NFL start at right guard vs. Chicago (10/15/17).

COLLEGE

- Played 25 games with 13 starts in two years at Texas A&M after transferring from Lackawanna College in Scranton, PA.…Made eight starts at right tackle, four at right guard and one at left guard.
- As a senior, started 12 games with eight at right tackle and four at right guard...Anchored an offensive line that helped the Aggies rank No. 3 in the SEC and No. 24 in the nation in total offense (467.0 avg.).
- As a junior, played in all 13 games with one start at left guard...Redshirted one year after transferring.
- As a sophomore at Lackawanna College, played in 10 games and was named second-team All-Northeast Conference...Helped team average 379 yards of total offense per game...As a freshman, played in 10 games.

OFF-THE-FIELD ACTIVITY

- Hosted his annual holiday shopping spree to benefit children with cancer from the Tom Coughlin Jay Fund with several of his teammates...Hosted a Thanksgiving meal giveaway for the American Eagle Food Panty of Northern N.J. to provide 150 Thanksgiving meals to veterans...Helped honor the firefighters who gave their lives on Sept. 11, 2001, with a visit to Engine 15, Ladder 18, Battalion 4 where they shared a meal with firefighters while learning about the ones who passed away on 9/11…Attended The Giants Foundation Golf Classic which raised more than $500,000 for The Giants Foundation...Hosted a youth football camp in Birmingham, U.K.…Represented American Cancer Society during Week 13 of the NFL season for My Cause My Cleats...Hosted members from the NYPD Military Liaison Group as well as members from the John Jay College of Criminal Justice to the Quest Diagnostics Training Center to watch practice and enjoy a day with the Giants.

PERSONAL

- Native of London, England, where he played soccer and rugby...Played football for the first time in high school.
- Attended Morris Knolls High School in Denville, N.J., about 30 miles from MetLife Stadium…Also lettered in wrestling, compiling a 30-7 record and reaching the New Jersey state finals as a senior.

MAIN TRANSACTIONS

- Originally a 5th-round (159th pick overall) draft choice by the Baltimore Ravens in 2017.
- Waived by Baltimore on 9/22/18 and signed to their practice squad on 9/25/18.
- Signed to Ravens' active roster, 10/23/18.
- Acquired via trade by New England Patriots on 8/29/19.
- Signed by the Las Vegas Raiders 9/2/21.
- Signed as a free agent by the Giants on 3/13/24.
- Re-signed a three-year extension with the Giants on 3/13/26.

JERMAINE ELUEMUNOR'S NFL REGULAR SEASON STATISTICS

DATE	TEAM	GP	GS
2017	Ravens	8	2
2018	Ravens	9	1
2019	Patriots	10	0
2020	Patriots	12	8
2021	Raiders	14	3
2022	Raiders	17	17
2023	Raiders	17	14
2024	Giants	15	15
2025	Giants	16	16
2026	Giants	6	6
NFL TOTALS		**124**	**82**

JERMAINE ELUEMUNOR'S NFL POSTSEASON STATISTICS

DATE	TEAM	GP	GS
2018	Ravens	1	0
2019	Patriots	0	0
2021	Raiders	1	0
NFL TOTALS		**2**	**0**

2026 GAME-BY-GAME REGULAR-SEASON STATISTICS (GIANTS)

DATE	OPPONENT	P/S		W/L/T	SCORE
09/13	Cowboys	S		W	28-20
09/21	at Rams	S		L	6-28
09/27	Titans	S		W	12-7
10/04	Cardinals	S		W	36-24
10/11	at Commanders	S		T	27-27
10/18	Saints		ON INACTIVE LIST	L	27-34
10/25	at Texans	S		W	27-21+
2026 TOTALS		**6-6**		**4-2-1**	

+ - Overtime



THOMAS FIDONE II

TE #86

(fih-DOH-nee)

HEIGHT: 6-6
WEIGHT: 255 lbs
COLLEGE: NEBRASKA
HOW ACQUIRED: D7A-'25
NFL EXP.: 2 YEARS
GIANTS EXP.: 2 YEARS

CAREER HIGHLIGHTS

- Recorded his first career reception against the Texans in Week 7 of the 2026 season.
- Played in 11 games (one start) with the Giants across two seasons (2025-26)...Made his first career start in Week 6 of the 2026 season against New Orleans...Made his first career catch at Houston in Week 7 of the 2026 season.

COLLEGE

- Spent three seasons with Nebraska, playing 26 games…Totaled 61 receptions for 633 yards (10.4-yard avg.) and 4 touchdowns.
- Played 13 games in 2024…Recorded 36 receptions for 373 yards (10.4-yard avg.).
- Saw action in 12 games in 2023…Posted 260 receiving yards on 36 catches (10.4-yard avg.) and 4 touchdowns…Did not play in 2022 due to injury recovery.
- In 2021, played in one game before suffering a knee injury.

OFF-THE-FIELD ACTIVITY

- To celebrate Halloween, dressed in costume to visit patients and distribute giftbags at Hackensack University Medical Center's Joseph M. Sanzari Children's Hospital...Coached 50 members of the Giants Women's Club at the Big Blue Challenge, a flag football fundraiser in support of the American Cancer Society Breast Cancer research...To celebrate Halloween, dressed in costume to visit patients and distribute giftbags at Hackensack University Medical Center's Joseph M. Sanzari Children's Hospital...Hosted members from the NYPD Military Liaison Group as well as members from the John Jay College of Criminal Justice to the Quest Diagnostics Training Center to watch practice and enjoy a day with the Giants.

PERSONAL

- Son of Thomas Fidone and Jennifer Ernste…Stepmother is Elizabeth Simon…Graduated from Nebraska in December 2024 with a degree in management.
- Attended Lewis Central High School in Council Bluffs, Iowa…Was a four-star recruit out of high school…A second-team preseason USA Today All-American, his senior year tallied 43 receptions for 845 yards and 10 touchdowns in 10 games…Named to the All-Iowa Elite team and was an all-state selection.
- Ranked by 247Sports and Rivals as the No. 1 tight end in the 2021 recruiting cycle.

MAIN TRANSACTIONS

- Originally a 7th-round (219th overall) draft choice by the Giants in 2025.

THOMAS FIDONE II'S NFL REGULAR SEASON RUSHING/RECEIVING STATISTICS

				RECEIVING					RUSHING				
DATE	TEAM	GP	GS	NO.	YDS.	AVG.	LG	TD	NO.	YDS.	AVG.	LG	TD
2025	Giants	7	0	0	0	0.0	0	0	0	0	0.0	0	0
2026	Giants	3	1	1	29	29.0	29	0	0	0	0.0	0	0
NFL TOTALS		**10**	**1**	**1**	**29**	**29.0**	**29**	**0**	**0**	**0**	**0.0**	**0**	**0**

THOMAS FIDONE II'S NFL REGULAR SEASON RETURN STATISTICS

		KICKOFF RETURNS					PUNT RETURNS					
DATE	TEAM	RET.	YDS.	AVG.	LG	TD	NO.	FC	YDS.	AVG.	LG	TD
2025	Giants	0	0	0.0	0	0	0	0	0	0.0	0	0
2026	Giants	0	0	0.0	0	0	0	0	0	0.0	0	0
NFL TOTALS		**0**	**0**	**0.0**	**0**	**0**	**0**	**0**	**0**	**0.0**	**0**	**0**

SINGLE-GAME HIGHS: RECEIVING

Longest Receptions	29 at Houston Texans, Oct 25, 2026

2026 GAME-BY-GAME REGULAR-SEASON STATISTICS (GIANTS)

			RECEIVING					RUSHING						
DATE	OPPONENT	P/S	NO.	YDS.	AVG.	LG	TD	NO.	YDS.	AVG.	LG	TD	W/L/T	SCORE
09/13	Cowboys						ON INACTIVE LIST						W	28-20
09/21	at Rams						ON INACTIVE LIST						L	6-28
09/27	Titans						ON INACTIVE LIST						W	12-7
10/04	Cardinals						ON INACTIVE LIST						W	36-24
10/11	at Commanders	P	0	0	0.0	0	0	0	0	0.0	0	0	T	27-27
10/18	Saints	S	0	0	0.0	0	0	0	0	0.0	0	0	L	27-34
10/25	at Texans	P	1	29	29.0	29	0	0	0	0.0	0	0	W	27-21+
2026 TOTALS		**3-1**	**1**	**29**	**29.0**	**29**	**0**	**0**	**0**	**0.0**	**0**	**0**	**4-2-1**	

+ - Overtime



MALACHI FIELDS

WR #88

HEIGHT: 6-4
WEIGHT: 222 lbs
COLLEGE: NOTRE DAME
HOW ACQUIRED: D3-'26
NFL EXP.: R
GIANTS EXP.: R

CAREER HIGHLIGHTS

- Has played in 7 career games (four starts) and caught 16 passes for 248 receiving yards and 1 touchdown.
- Played in his first career game against Dallas in Week 1...Caught 4 passes for 83 yards at Houston in Week 7.

COLLEGE

- Played in 48 games (37 starts) across five collegiate seasons…Spent 2025 at Notre Dame after four seasons at Virginia (2021-24)…Accumulated 165 receptions for 2,479 yards (15.0 avg.) and 16 touchdowns…Also completed 2-of-3 passes for 51 yards (66.7%).
- Started all 12 games after transferring to Notre Dame in 2025, logging 36 receptions for 630 yards (17.5 avg.) and 5 touchdowns.
- Was a starter for all 12 games for Virginia in 2024, recording 55 receptions for 808 yards (14.7 avg.) and 5 touchdowns…Received third-team All-ACC honors…Joined Olamide Zaccheaus as the only players to record 800 yards, 50 receptions and 5 receiving touchdowns in multiple seasons for Virginia since 1956…Finished 10th in the ACC in receiving yards…Threw his first collegiate passes vs. Boston College (10/05/24), completing 2-of-3 passes for 51 yards (66.7%), including a 29-yard pass.
- Starter for 12 games in 2023, tallying 58 receptions for 811 yards (14.0 avg.) and 5 touchdowns…Ranked seventh in the ACC in both receptions and receiving yards.
- Played in one game in 2022, logging 5 receptions for 58 yards (11.6 avg.) and 1 touchdown.
- As a true freshman in 2021, played in 11 games and amassed 11 receptions for 172 yards (15.6 avg.).

PERSONAL

- Played quarterback out of necessity at Monticello High School in Albemarle County, Va.…Accounted for 18 touchdowns upon being named the starter in 2018…Named first-team all-district and team MVP in 2019 with 1,119 rushing yards, 828 passing yards and 16 offensive touchdowns (12 rushing, 4 passing), while also earning all-region recognition as a return man with 2 kick return touchdowns.
- Also played baseball and basketball as a child, and was a standout track athlete in high school.
- Wife, Peyton Carter, was an all-conference basketball player at Tennessee Tech (2020-25).
- Majored in American Studies at Virginia.

MAIN TRANSACTIONS

- Originally a 3rd-round (74th overall) draft choice by the Giants in 2026.

MALACHI FIELDS' NFL REGULAR SEASON RUSHING/RECEIVING STATISTICS

				RECEIVING					RUSHING				
DATE	TEAM	GP	GS	NO.	YDS.	AVG.	LG	TD	NO.	YDS.	AVG.	LG	TD
2026	Giants	7	4	16	248	15.5	47	1	0	0	0.0	0	0
NFL TOTALS		**7**	**4**	**16**	**248**	**15.5**	**47**	**1**	**0**	**0**	**0.0**	**0**	**0**

MALACHI FIELDS' NFL REGULAR SEASON RETURN STATISTICS

		KICKOFF RETURNS					PUNT RETURNS					
DATE	TEAM	RET.	YDS.	AVG.	LG	TD	NO.	FC	YDS.	AVG.	LG	TD
2026	Giants	0	0	0.0	0	0	0	0	0	0.0	0	0
NFL TOTALS		**0**	**0**	**0.0**	**0**	**0**	**0**	**0**	**0**	**0.0**	**0**	**0**

SINGLE-GAME HIGHS: RECEIVING

Receptions	4 at Houston Texans, Oct 25, 2026	**Special Teams Tackles**	1 at Los Angeles Rams, Sep 21, 2026
Receiving Yards	83 at Houston Texans, Oct 25, 2026	**Most TDs**	1 vs. Arizona Cardinals, Oct 04, 2026
Receiving Average	20.8 at Houston Texans, Oct 25, 2026	**Miscellaneous Tackles**	2 vs. New Orleans Saints, Oct 18, 2026
Longest Receptions	47 at Houston Texans, Oct 25, 2026	**Scrimmage Yards**	83 at Houston Texans, Oct 25, 2026
All-Purpose Yards	83 at Houston Texans, Oct 25, 2026		

2026 GAME-BY-GAME REGULAR-SEASON STATISTICS (GIANTS)

			RECEIVING					RUSHING						
DATE	OPPONENT	P/S	NO.	YDS.	AVG.	LG	TD	NO.	YDS.	AVG.	LG	TD	W/L/T	SCORE
09/13	Cowboys	S	2	25	12.5	19	0	0	0	0.0	0	0	W	28-20
09/21	at Rams	P	2	30	15.0	16	0	0	0	0.0	0	0	L	6-28
09/27	Titans	S	2	19	9.5	10	0	0	0	0.0	0	0	W	12-7
10/04	Cardinals	P	2	52	26.0	40	1	0	0	0.0	0	0	W	36-24
10/11	at Commanders	P	2	20	10.0	13	0	0	0	0.0	0	0	T	27-27
10/18	Saints	S	2	19	9.5	11	0	0	0	0.0	0	0	L	27-34
10/25	at Texans	S	4	83	20.8	47	0	0	0	0.0	0	0	W	27-21+
2026 TOTALS		**7-4**	**16**	**248**	**15.5**	**47**	**1**	**0**	**0**	**0.0**	**0**	**0**	**4-2-1**	

+ - Overtime



GRANT FINLEY

FB #47

HEIGHT: 6-4
WEIGHT: 270 lbs
COLLEGE: MISSOURI WESTERN STATE
HOW ACQUIRED: FA-'26
NFL EXP.: R
GIANTS EXP.: R

COLLEGE

- Attended Missouri Western State University from 2022-25 and played in 39 games as a defensive lineman…Totaled 67 tackles, 18.5 tackles for loss, 9.5 sacks, 6 passes defensed, 3 fumble recoveries, 3 blocked kicks and 1 forced fumble during his collegiate career.
- In 2025, appeared in 10 games with nine starts and tallied 12 tackles and 2.0 sacks on the season.
- Saw action in 11 games with 10 starts in 2024, and recorded 29 tackles, 9.5 tackles for loss and a career-high 5.0 sacks…Finley's 5.0 sacks led the team in 2024…Totaled 3.0 sacks vs. Nebraska-Kearney (10/19)…Named to the MIAA Academic Honor Roll.
- In 2023, played in a career-high 12 games with 9 tackles, 2 blocked kicks and a half-sack on the season…Posted 3 rushing attempts for 2 yards and 1 touchdown.
- Appeared in six games with 8 total tackles and 2.0 sacks in 2022…Had 1.5 sacks against Central Oklahoma (9/1).

PERSONAL

- A native of St. Louis, Mo…Attended Chaminade College Preparatory School.
- Two-time First Time All-Conference and a two-time All-State selection for football…In 2021, his senior year, recorded 50 solo tackles, 17 tackles for loss and 12 sacks.

MAIN TRANSACTIONS

- Signed with the New York Giants as a free agent on 8/6/26.

GRANT FINLEY'S NFL REGULAR SEASON RUSHING/RECEIVING STATISTICS

				RUSHING					RECEIVING				
DATE	TEAM	GP	GS	NO.	YDS.	AVG.	LG	TD	NO.	YDS.	AVG.	LG	TD
2026	Giants	0	0	0	0	0.0	0	0	0	0	0.0	0	0
NFL TOTALS		**0**	**0**	**0**	**0**	**0.0**	**0**	**0**	**0**	**0**	**0.0**	**0**	**0**

GRANT FINLEY'S NFL REGULAR SEASON RETURN STATISTICS

		KICKOFF RETURNS					PUNT RETURNS					
DATE	TEAM	RET.	YDS.	AVG.	LG	TD	NO.	FC	YDS.	AVG.	LG	TD
2026	Giants	0	0	0.0	0	0	0	0	0	0.0	0	0
NFL TOTALS		**0**	**0**	**0.0**	**0**	**0**	**0**	**0**	**0**	**0.0**	**0**	**0**

2026 GAME-BY-GAME REGULAR-SEASON STATISTICS (GIANTS)

			RUSHING					RECEIVING						
DATE	OPPONENT	P/S	NO.	YDS.	AVG.	LG	TD	NO.	YDS.	AVG.	LG	TD	W/L/T	SCORE
09/13	Cowboys						PRACTICE SQUAD						W	28-20
09/21	at Rams						PRACTICE SQUAD						L	6-28
09/27	Titans						PRACTICE SQUAD						W	12-7
10/04	Cardinals						PRACTICE SQUAD						W	36-24
10/11	at Commanders						PRACTICE SQUAD						T	27-27
10/18	Saints						PRACTICE SQUAD						L	27-34
10/25	at Texans						PRACTICE SQUAD						W	27-21+
2026 TOTALS		**0-0**	**0**	**0**	**0.0**	**0**	**0**	**0**	**0**	**0.0**	**0**	**0**	**4-2-1**	

+ - Overtime



DONTAE FLEMING

WR #37

HEIGHT: 6-2
WEIGHT: 180 lbs
COLLEGE: TULANE
HOW ACQUIRED: FA-'26
NFL EXP.: 1 YEAR
GIANTS EXP.: 1 YEAR

CAREER HIGHLIGHTS

- Spent his rookie season in 2025 on the Minnesota Vikings practice squad and spent training camp in 2026 with the Vikings before being waived/injured…Signed to the New York Giants practice squad on 10/7/26.

COLLEGE

- Spent five seasons in college football, two at Tulane (2023-24) after three at Louisiana (2020-22), playing in 59 games…Produced 95 receptions for 1,372 yards (14.4 avg.) and 7 touchdowns, along with 19 punt returns for 172 yards (9.1 avg.) and 6 kick returns for 147 yards (24.5 avg.) in his collegiate career…Also had 4 carries for 16 yards (4.0 avg.).
- Played in 14 games in 2024, logging 31 receptions for 598 yards (19.3 avg.) and 1 touchdown, along with 3 carries for 21 yards (7.0 avg.)…Returned 12 punts for 61 yards (5.1 avg.)…Finished fifth in the American Conference in yards per reception.
- Appeared in 12 games in 2023, posting 6 receptions for 94 yards (15.7 avg.), and 3 punt returns for 9 yards (3.0 avg.).
- Saw action in 12 games in his last season at Louisiana in 2022, registering 19 receptions for 168 yards (8.8 avg.) and 3 touchdowns, to go along with a 50-yard punt return and 3 kick returns for 71 yards (23.7 avg.).
- In 2021, appeared in 12 games and posted 27 receptions for 322 yards (11.9 avg.), and returned 1 punt for 15 yards and 2 kickoffs for 50 yards (25.0 avg.).
- Saw action in nine games as a freshman in 2020, accumulating 12 receptions for 190 yards (15.8 avg.) and 1 touchdown, with 2 punt returns for 37 yards (18.5 avg.) and 1 kick return for 26 yards…Also had 1 carry for -5 yards.

PERSONAL

- Attended East St. John High School (Reserve, La.), where he was named to the all-district team twice, tallying 34 receptions for 645 yards (18.9 avg.) and 11 touchdowns as a senior.
- Also earned all-district honors in baseball as a centerfielder.

MAIN TRANSACTIONS

- Originally signed as a rookie free agent by the Minnesota Vikings on 4/26/25.
- Waived/Injured by Minnesota on 8/30/26.
- Signed to the New York Giants practice squad on 10/7/26.

DONTAE FLEMING'S NFL REGULAR SEASON RUSHING/RECEIVING STATISTICS

				RECEIVING					RUSHING				
DATE	TEAM	GP	GS	NO.	YDS.	AVG.	LG	TD	NO.	YDS.	AVG.	LG	TD
2025	Vikings	0	0	0	0	0.0	0	0	0	0	0.0	0	0
2026	Vikings	0	0	0	0	0.0	0	0	0	0	0.0	0	0
				Went from **Minnesota** to **N.Y. Giants**.									
2026	Giants	0	0	0	0	0.0	0	0	0	0	0.0	0	0
2026	TOTAL	0	0	0	0	0.0	0	0	0	0	0.0	0	0
NFL TOTALS		**0**	**0**	**0**	**0**	**0.0**	**0**	**0**	**0**	**0**	**0.0**	**0**	**0**

DONTAE FLEMING'S NFL REGULAR SEASON RETURN STATISTICS

		KICKOFF RETURNS					PUNT RETURNS					
DATE	TEAM	RET.	YDS.	AVG.	LG	TD	NO.	FC	YDS.	AVG.	LG	TD
2025	Vikings	0	0	0.0	0	0	0	0	0	0.0	0	0
2026	Vikings	0	0	0.0	0	0	0	0	0	0.0	0	0
							Went from **Minnesota** to **N.Y. Giants**.					
2026	Giants	0	0	0.0	0	0	0	0	0	0.0	0	0
2026	TOTAL	0	0	0.0	0	0	0	0	0	0.0	0	0
NFL TOTALS		**0**	**0**	**0.0**	**0**	**0**	**0**	**0**	**0**	**0.0**	**0**	**0**

2026 GAME-BY-GAME REGULAR-SEASON STATISTICS (VIKINGS/GIANTS)

			RECEIVING					RUSHING						
DATE	OPPONENT	P/S	NO.	YDS.	AVG.	LG	TD	NO.	YDS.	AVG.	LG	TD	W/L/T	SCORE
09/13	Packers		NOT ON ROSTER										W	39-22
09/20	at Bears		NOT ON ROSTER										W	9-3
09/27	at Buccaneers		NOT ON ROSTER										W	23-16
10/04	Dolphins		NOT ON ROSTER										W	15-10
			Went from **Vikings** to **Giants**.											
10/11	at Commanders		PRACTICE SQUAD										T	27-27
10/18	Saints		PRACTICE SQUAD										L	27-34
10/25	at Texans		PRACTICE SQUAD										W	27-21+
2026 TOTALS		**0-0**	**0**	**0**	**0.0**	**0**	**0**	**0**	**0**	**0.0**	**0**	**0**	**5-1-1**	

+ - Overtime



TRACE FORD

OLB #48

HEIGHT: 6-2
WEIGHT: 252 lbs
COLLEGE: OKLAHOMA
HOW ACQUIRED: UDFA-'25
NFL EXP.: 1 YEAR
GIANTS EXP.: 1 YEAR

CAREER HIGHLIGHTS

- Has appeared in four games in his career, posting 4 tackles on defense and 6 special teams tackles.
- Spent the 2025 training camp with the Giants…Signed to the Giants' practice squad on November 13th, where he spent the remainder of the season.

COLLEGE

- Spent six years at the college level…Played at Oklahoma State from 2019-22 before transferring to Oklahoma for 2023-24…Played in 58 games and made 16 starts…Combined for 99 tackles, 21 passes defensed, 19 tackles for loss, 10.0 sacks, 5 forced fumbles and 2 interceptions.
- Played in all 13 games at Oklahoma in 2024…Totaled 22 tackles, 4.0 tackles for loss, 2 forced fumbles and 1.5 sacks.
- Started one game across 13 appearances for the Sooners in 2023…Recorded 18 tackles, 3.5 tackles for loss and an interception.
- In his last season at Oklahoma State (2022), played in nine games and missed four contests due to injury…Registered 8 tackles, 3.0 tackles for loss and 1.0 sack.
- Missed the entire 2021 season due to injury…In 2020, played in 10 games and made nine starts…Named honorable mention All-Big 12 by the league coaches after recording 22 tackles, 4.5 sacks and 2 forced fumbles.
- Began his Oklahoma State career in 2019, where he played in all 13 games and made six starts…Totaled 29 tackles, 4.0 tackles for loss, 3.0 sacks, 1 forced fumble and 1 interception.

PERSONAL

- Son of Shannon and Desirae Ford…Has eight siblings and is the middle child of the family.
- Graduated from Oklahoma State with a degree in management…Earned a Master of Business Administration degree from Oklahoma.
- Rated a four-star prospect by 247Sports coming out of high school…Ford was a consensus top 10 player in the state of Oklahoma…Also played baseball and basketball.

MAIN TRANSACTIONS

- Originally signed with the Giants as an undrafted free agent on 5/9/25.
- Waived by the Giants on 8/26/25 and signed to the practice squad on 8/27/25.
- Waived by the Giants on 8/29/25 and signed back to the practice squad on 11/13/25.

TRACE FORD'S NFL REGULAR SEASON DEFENSIVE STATISTICS

				TACKLES								INTERCEPTIONS					O. FUMB				ST					MISC	
DATE	TEAM	GP	GS	TK	S	A	TFL	YDS	SK	YDS	QBH	NO	YDS	LG	TD	PD	FF	FR	TD	YDS	TK	S	A	FF	FR	S	A
2025	Giants	0	0	0	0	0	0	0	0.0	0.0	0	0	0	0	0	0	0	0	0	0	0	0	0	0	0	0	0
2026	Giants	4	0	4	1	3	0	0	0.0	0.0	0	0	0	0	0	0	0	0	0	0	6	3	3	0	0	0	0
NFL TOTALS		**4**	**0**	**4**	**1**	**3**	**0**	**0**	**0.0**	**0.0**	**0**	**0**	**0**	**0**	**0**	**0**	**0**	**0**	**0**	**0**	**6**	**3**	**3**	**0**	**0**	**0**	**0**

SINGLE-GAME HIGHS: DEFENSIVE

Total Tackles 2 vs. New Orleans Saints, Oct 18, 2026
Solo Tackles 1 at Washington Commanders, Oct 11, 2026
Special Teams Tackles 2 at Houston Texans, Oct 25, 2026
…1 more at 2.

2026 GAME-BY-GAME REGULAR-SEASON STATISTICS (GIANTS)

			TACKLES								INTERCEPTIONS					O. FUMB				ST					MISC			
DATE	OPPONENT	P/S	TK	S	A	SK	YDS	TFL	YDS	QBH	NO	YDS	LG	TD	PD	FF	FR	TD	YDS	TK	S	A	FF	FR	S	A	W/L	SCORE
09/13	Cowboys											PRACTICE SQUAD															W	28-20
09/21	at Rams											PRACTICE SQUAD															L	6-28
09/27	Titans											PRACTICE SQUAD															W	12-7
10/04	Cardinals	P	0	0	0	0.0	0.0	0	0	0	0	0	0	0	0	0	0	0	0	2	2	0	0	0	0	0	W	36-24
10/11	at Commanders	P	1	1	0	0.0	0.0	0	0	0	0	0	0	0	0	0	0	0	0	1	0	1	0	0	0	0	T	27-27
10/18	Saints	P	2	0	2	0.0	0.0	0	0	0	0	0	0	0	0	0	0	0	0	1	1	0	0	0	0	0	L	27-34
10/25	at Texans	P	1	0	1	0.0	0.0	0	0	0	0	0	0	0	0	0	0	0	0	2	0	2	0	0	0	0	W	27-21+
2026 TOTALS		**4-0**	**4**	**1**	**3**	**0.0**	**0.0**	**0**	**0**	**0**	**0**	**0**	**0**	**0**	**0**	**0**	**0**	**0**	**0**	**6**	**3**	**3**	**0**	**0**	**0**	**0**	**4-2-1**	

+ - Overtime



JOSH GESKY

OL #68

HEIGHT: 6-5
WEIGHT: 308 lbs
COLLEGE: ILLINOIS
HOW ACQUIRED: FA-26
NFL EXP.: R
GIANTS EXP.: R

COLLEGE

- Played in 48 games with 34 starts over the course of four seasons (2022-25) at the University of Illinois.
- Started all 13 games in 2025…Named All-Big Ten Honorable Mention, Academic All-Big Ten and CSC Academic All-District.
- In 2024, played in all 13 games…Earned All-Big Ten Honorable Mention, and Big Ten Distinguished Scholar.
- Played in 11 games with eight starts in 2023…Made his first career start against Toledo (9/2)…Moved from RG to LG prior to Week 3…Earned All-Big Ten Honorable Mention.
- After redshirting his freshman season (2021), Gesky saw action in 11 games as a redshirt freshman in 2022 primarily on special teams…Earned Academic All-Big Ten.

PERSONAL

- A native of Manteno, Ill…Attended Manteno High School.
- Chose Illinois because, "It is a close Big Ten school and it has amazing academics."…Majored in Public Health.
- Ranked a three-star recruit by ESPN and 247Sports…All-Conference in track and field as a junior and senior…Offers included Eastern Illinois, Eastern Michigan, Southern Illinois, and Syracuse.

MAIN TRANSACTIONS

- Signed as an undrafted free agent by the Green Bay Packers on 5/1/26.
- Signed to the Packers practice squad on 8/31/26.
- Signed to the New York Giants practice squad on 10/14/26.

JOSH GESKY'S NFL REGULAR SEASON STATISTICS

DATE	TEAM	GP	GS
2026	Packers	0	0
	Went from **Green Bay** to **N.Y. Giants**.		
2026	Giants	0	0
2026	TOTAL	0	0
NFL TOTALS		**0**	**0**

2026 GAME-BY-GAME REGULAR-SEASON STATISTICS (PACKERS/GIANTS)

DATE	OPPONENT	P/S		W/L	SCORE
09/13	at Vikings		PRACTICE SQUAD	L	22-39
09/20	at Jets		PRACTICE SQUAD	W	20-17+
09/24	Falcons		PRACTICE SQUAD	L	14-35
10/04	at Buccaneers		PRACTICE SQUAD	W	17-14
10/11	Bears		PRACTICE SQUAD	W	31-7
			Went from **Packers** to **Giants**.		
10/18	Saints		PRACTICE SQUAD	L	27-34
10/25	at Texans		PRACTICE SQUAD	W	27-21+
2026 TOTALS		**0-0**		**4-3**	

+ - Overtime



ERIC GRAY

RB #38

HEIGHT: 5-10
WEIGHT: 211 lbs
COLLEGE: OKLAHOMA
HOW ACQUIRED: D5-'23
NFL EXP.: 4 YEARS
GIANTS EXP.: 4 YEARS

CAREER HIGHLIGHTS

- Has played in 34 regular-season games in three seasons with the Giants…Career totals include 31 rushes for 79 yards (2.5-yard avg.) and 16 receptions for 104 yards (6.5-yard avg.)…Has returned 27 kickoffs for 653 yards (24.2-yard avg.) and 7 punts for 28 yards.
- Appeared in four games for the Giants in 2025 after being on the PUP list for the first 11 weeks of the season...Returned 2 kickoffs for 41 yards.
- In 2024, played in all 17 games…Had 14 carries for 31 yards and caught 10 passes for 82 yards…Returned 21 kickoffs for 554 yards, a 26.4-yard average that placed him 2nd in the NFL among qualifying returners.
- As a rookie in 2023, played in 13 games…Rushed 17 times for 48 yards and caught 6 passes for 22 yards…Returned 7 punts for 28 yards with a long of 14…Also returned 4 kickoffs for 58 yards (14.5 avg.)…Missed 4 games while on injured reserve with a calf injury.

COLLEGE

- Played two years at Tennessee before transferring to Oklahoma for his final two seasons…Played 47 games with 24 starts…Career totals included 549 rushing attempts for 3,089 yards (5.6-yard avg.) and 21 touchdowns, and 99 receptions for 827 yards (8.4-yard avg.) and 5 scores.
- In 2022, started all 12 regular-season games before opting out of the Cheez-It Bowl…Recorded career-high totals with 213 rushing attempts for 1,336 yards and 11 touchdowns, plus 33 catches for 229 yards…Had a conference-best 43 carries of at least 10 yards and registered eight 100-yard rushing games…All-Big 12 second-team selection…Academic All-Big 12 first-team honoree…One of three recipients of program's Don Key Award (presented for excellence on and off the field).
- In his first season at Oklahoma in 2021, played in all 13 games with six starts…Rushed for 412 yards and 2 touchdowns on 78 carries and added 23 receptions for 229 yards and 2 scores.
- In 2020 at Tennessee, played in nine games with five starts…Scored a team-high 6 touchdowns (4 rushing, 2 receiving)...Ranked eighth in the SEC with 772 rushing yards, on 157 carries (4.9 yard avg.)…Led Vols in rushing in 7 of his 9 games and surpassed 100 rushing yards in 4 contests...Ranked 2nd on team with 30 receptions for a career-high 254 yards.
- As a freshman in 2019, was named to first-year SEC Academic Honor Roll…Played in all 13 games and led the team with 4 rushing touchdowns…Averaged 5.3 yards per carry and finished second on the team with 539 rushing yards on 101 carries…Caught 13 passes for 115 yards and one touchdown.

PERSONAL

- Majored in kinesiology at Tennessee and multidisciplinary studies at Oklahoma.
- Attended Lausanne Collegiate School in Memphis…Played in 2019 All-American Bowl…Tennessee Mr. Football winner in 2016, 2017 and 2018 (first three-time honoree)...Two-time Tennessee Gatorade Player of the Year (2017 and 2018) and two-time Memphis Commercial Appeal Offensive Player of the Year (2016 and 2017)...Led Lausanne to Division II-AA state titles as a sophomore and junior (2016 and 2017)…Set Tennessee state record with 138 career touchdowns.
- As a senior, rushed 241 times for 2,499 yards and 40 touchdowns and led Lausanne to state semifinals with an 11-1 record.
- As a junior, had 323 carries for 3,151 yards and 45 touchdowns and led the team to a 13-0 record…Also had 268 receiving yards and 3 scores…Totaled 281 yards and 5 rushing touchdowns (39, 35, 19, 12 and 44 yards) in 41-13 state title-game win in 2017
- In 2016, totaled 2,251 rushing yards and 38 touchdowns for a team that finished 14-0…Scored the game-winning touchdown on a 5-yard run with 2:35 left in the 2016 state championship game.
- Father (Eric) played running back at Tennessee State from 1985-87 and was his running backs coach in high school...Uncle (Maurice Hall) played running back at Ohio State from 2001-04.
- Served as a middle school math tutor and raised money for Touchdowns Against Cancer (St. Jude Children's Research Hospital initiative).
- Also ran track (sprinter) his first three years at Lausanne, setting career bests of 11.32 in the 100 meters and 23.94 in the 200 meters. Held a 3.5 GPA in high school.

MAIN TRANSACTIONS

- Originally a 5th-round (172nd pick overall) draft choice by the Giants in 2023.

ERIC GRAY'S NFL REGULAR SEASON RUSHING/RECEIVING STATISTICS

				RUSHING					RECEIVING				
DATE	TEAM	GP	GS	NO.	YDS.	AVG.	LG	TD	NO.	YDS.	AVG.	LG	TD
2023	Giants	13	0	17	48	2.8	12	0	6	22	3.7	9	0
2024	Giants	17	0	14	31	2.2	6	0	10	82	8.2	19	0
2025	Giants	4	0	0	0	0.0	0	0	0	0	0.0	0	0
2026	Giants	0	0	0	0	0.0	0	0	0	0	0.0	0	0
					Went from **N.Y. Giants** to **Cleveland**.								
2026	Browns	0	0	0	0	0.0	0	0	0	0	0.0	0	0
2026	TOTAL	0	0	0	0	0.0	0	0	0	0	0.0	0	0
NFL TOTALS		**34**	**0**	**31**	**79**	**2.5**	**12**	**0**	**16**	**104**	**6.5**	**19**	**0**

ERIC GRAY'S NFL REGULAR SEASON RETURN STATISTICS

		KICKOFF RETURNS					PUNT RETURNS					
DATE	TEAM	RET.	YDS.	AVG.	LG	TD	NO.	FC	YDS.	AVG.	LG	TD
2023	Giants	4	58	14.5	20	0	7	5	28	4.0	14	0
2024	Giants	21	554	26.4	37	0	0	0	0	0.0	0	0
2025	Giants	2	41	20.5	26	0	0	0	0	0.0	0	0
2026	Giants	0	0	0.0	0	0	0	0	0	0.0	0	0
				Went from **N.Y. Giants** to **Cleveland**.								
2026	Browns	0	0	0.0	0	0	0	0	0	0.0	0	0
2026	TOTAL	0	0	0.0	0	0	0	0	0	0.0	0	0
NFL TOTALS		**27**	**653**	**24.2**	**37**	**0**	**7**	**5**	**28**	**4.0**	**14**	**0**

SINGLE-GAME HIGHS: RUSHING/RECEIVING

Rush Attempts	12 at Miami Dolphins, Oct 08, 2023
Rushing Yards	25 at Miami Dolphins, Oct 08, 2023
Rushing Average	2.1 at Miami Dolphins, Oct 08, 2023
Longest Runs	12 vs. Philadelphia Eagles, Jan 07, 2024
Receptions	3 at Seattle Seahawks, Oct 06, 2024 ...1 more at 3.
Receiving Yards	50 at Seattle Seahawks, Oct 06, 2024
Receiving Average	16.7 at Seattle Seahawks, Oct 06, 2024
Longest Receptions	19 at Seattle Seahawks, Oct 06, 2024
All-Purpose Yards	128 at Washington Commanders, Sep 15, 2024
Kickoff Returns	5 at Washington Commanders, Sep 15, 2024
Kickoff Return Yards	128 at Washington Commanders, Sep 15, 2024
Longest Kickoff Return	37 at Atlanta Falcons, Dec 22, 2024
Fair Catches	1 vs. Washington Commanders, Oct 22, 2023 ...4 more at 1.
Punt Return Yards	14 at Arizona Cardinals, Sep 17, 2023
Longest Punt Return	14 at Arizona Cardinals, Sep 17, 2023
Punt Returns	2 at Buffalo Bills, Oct 15, 2023
Kickoff Return Average	26.0 vs. Washington Commanders, Nov 03, 2024
Scrimmage Yards	54 at Seattle Seahawks, Oct 06, 2024

2026 GAME-BY-GAME REGULAR-SEASON STATISTICS (GIANTS/BROWNS)

			RUSHING					RECEIVING						
DATE	OPPONENT	P/S	NO.	YDS.	AVG.	LG	TD	NO.	YDS.	AVG.	LG	TD	W/L/T	SCORE
09/13	Cowboys						NOT ON ROSTER						W	28-20
09/21	at Rams						NOT ON ROSTER						L	6-28
09/27	Titans						NOT ON ROSTER						W	12-7
10/04	Cardinals						NOT ON ROSTER						W	36-24
10/11	at Commanders						NOT ON ROSTER						T	27-27
10/18	Saints						NOT ON ROSTER						L	27-34
10/25	at Texans						NOT ON ROSTER						W	27-21+
							Went from **Giants** to **Browns**.							
11/01	at Steelers						NOT ON ROSTER						L	6-27
2026 TOTALS		**0-0**	**0**	**0**	**0.0**	**0**	**0**	**0**	**0**	**0.0**	**0**	**0**	**4-3-1**	

+ - Overtime



JARROD GRAY

OL #79

(JARED)

HEIGHT: 6-7
WEIGHT: 318 lbs
COLLEGE: N/A
HOW ACQUIRED: FA-'26
NFL EXP.: R
GIANTS EXP.: R

CAREER HIGHLIGHTS

- Has never played professional football…Was one of 13 athletes to be a part of the NFL's International Player Pathway (IPP) program class of 2026…Participated in the 2026 IPP Pro Day hosted by the Washington Commanders.
- Started his career playing rugby at the junior level for the South Sydney Rabbitohs in the S. G. Ball Cup at 19 years old…Eventually made a move to the Western Clydesdales in the Queensland Rugby League Cup…Was considered too big to play professional rugby, which led to his NFL transition.

PERSONAL

- A native of Bankstown, a suburb of Sydney, Australia, Gray moved to Fort Myers, Fla., in January of 2026 for the IPP program…Members of the program were invited to train both on the field and in the classroom for 10 weeks at X3 Performance and Physical Therapy before showing their skills in front of scouts.
- At 22, became the second youngest Australian to earn an NFL contract behind Eagles offensive lineman Jordan Mailata after signing with the Giants…Played for the same junior rugby team as Mailata, who he views as a role model.
- Sister, Taneisha, plays professional rugby in the NRLW for the Sydney Roosters.

MAIN TRANSACTIONS

- Originally signed as a rookie free agent by the Giants on 6/1/26.

JARROD GRAY'S NFL REGULAR SEASON STATISTICS

DATE	TEAM	GP	GS
2026	Giants	0	0
NFL TOTALS		**0**	**0**

2026 GAME-BY-GAME REGULAR-SEASON STATISTICS (GIANTS)

DATE	OPPONENT	P/S		W/L/T	SCORE
09/13	Cowboys		PRACTICE SQUAD	W	28-20
09/21	at Rams		PRACTICE SQUAD	L	6-28
09/27	Titans		PRACTICE SQUAD	W	12-7
10/04	Cardinals		PRACTICE SQUAD	W	36-24
10/11	at Commanders		PRACTICE SQUAD	T	27-27
10/18	Saints		PRACTICE SQUAD	L	27-34
10/25	at Texans		PRACTICE SQUAD	W	27-21+
2026 TOTALS		**0-0**		**4-2-1**	

+ - Overtime



KENDRICK GREEN

OL #53

HEIGHT: 6-4
WEIGHT: 315 lbs
COLLEGE: ILLINOIS
HOW ACQUIRED: FA-'26
NFL EXP.: 5 YEARS
GIANTS EXP.: 1 YEAR

CAREER HIGHLIGHTS

- In four seasons, Green has played in 37 games (19 starts) with the Cleveland Browns (2025), Houston Texans (2023-24) and Pittsburgh Steelers (2021).
- In 2025, he appeared in one game in Week 18 against Cincinnati…Allowed zero sacks on the season.
- Played in all 17 games in 2024 with one start and accounted for zero penalties on the season…Appeared in Houston's Wild Card round game against the Los Angeles Chargers.
- Saw action in four games (three starts) in 2023…Allowed zero sacks on the season.
- Spent the 2022 season on Pittsburgh's active roster but didn't appear in a game.
- Started a career-high 15 games in his rookie season (2021)…Allowed just 2.0 sacks on the season.

COLLEGE

- Spent four seasons at Illinois (2017-20)…Played and started in 33 collegiate games at both center and left guard.
- In 2020, started eight games in a shortened season, including three starts at center…Earned Associated Press All-Big Ten first team…USA Today second team All-America…Third highest rated guard in the country by PFF.
- As a junior in 2019, started 12 games at left guard and one game at center…Pro Football Focus All-America honorable mention…All-Big Ten honorable mention.
- Saw action in 12 games at left guard…Part of an offensive line that had the most-improved rushing attack in the nation (+137.4 ypg) from the previous season.
- Used his redshirt year in 2017…Originally slated to be a defensive tackle at Illinois.

PERSONAL

- Picked Illinois because of their coaching staff and he wanted to represent his home state…Majored in Sociology.
- Recruited to Illinois as a defensive tackle…Ranked No. 22 defensive tackle in the nation by Scout, No. 30 by Rivals, No. 31 by 247Sports and No. 50 by ESPN.
- Led Peoria to 2016 IHSA 5A state championship.

MAIN TRANSACTIONS

- Originally a 3rd-round (87th pick overall) draft choice by the Pittsburgh Steelers in 2021.
- Traded by the Steelers to the Houston Texans on 8/29/23.
- Signed as a free agent by the Buffalo Bills on 3/14/25.
- Signed from the Bills practice squad to the Cleveland Browns on 12/24/25.
- Signed as a free agent by the New York Giants on 10/2/26.

KENDRICK GREEN'S NFL REGULAR SEASON STATISTICS

DATE	TEAM	GP	GS
2021	Steelers	15	15
2022	Steelers	0	0
2023	Texans	4	3
2024	Texans	17	1
2025	Bills	0	0
2026	Browns	0	0
		Went from **Cleveland** to **N.Y. Giants**.	
2026	Giants	0	0
2026	TOTAL	0	0
NFL TOTALS		**36**	**19**

KENDRICK GREEN'S NFL POSTSEASON STATISTICS

DATE	TEAM	GP	GS
2021	Steelers	0	0
2023	Texans	0	0
2024	Texans	1	0
NFL TOTALS		**1**	**0**

2026 GAME-BY-GAME REGULAR-SEASON STATISTICS (BROWNS/GIANTS)

DATE	OPPONENT	P/S		W/L/T	SCORE
09/13	at Jaguars		INJURED RESERVE	L	10-34
09/20	at Buccaneers		INJURED RESERVE	W	23-19
09/27	Panthers		INJURED RESERVE	W	21-18
			Went from **Browns** to **Giants**.		
10/04	Cardinals		PRACTICE SQUAD	W	36-24
10/11	at Commanders		PRACTICE SQUAD	T	27-27
10/18	Saints		PRACTICE SQUAD	L	27-34
10/25	at Texans		PRACTICE SQUAD	W	27-21+
2026 TOTALS		**0-0**		**4-2-1**	

+ - Overtime



JAKE HAENER

QB #13

HEIGHT: 6-1
WEIGHT: 200 lbs
COLLEGE: FRESNO STATE
HOW ACQUIRED: FA-'26
NFL EXP.: 3 YEARS
GIANTS EXP.: 1 YEAR

CAREER HIGHLIGHTS

- Has played in nine games with one start...Joined the Giants active roster in Week 3 of the 2026 season...Made one start for the New Orleans Saints (2024)…Totaled 226 passing yards and 1 touchdown on 18 completions, along with 11 rushes for 22 yards…Made his lone start in Week 15 against the Washington Commanders.

COLLEGE

- Attended Fresno State for four seasons (2019-22) after transferring from the University of Washington (2018)…Played in 33 games and completed 740-of-1,085 passing attempts (68.2%) for 9,120 passing yards, 68 passing touchdowns and a career passer rating of 156.3…Also rushed for 8 touchdowns.
- Following his senior season, Haener held school records in pass completion percentage (68.1) and ranked second in most 300-yard passing games (18), fourth in passing yards (9,013) and completions (731) and fifth in touchdown passes (67).
- Started 10 games in 2022 and completed 252-of-350 passes (72.0%) for 2,896 passing yards, 20 touchdowns and only 3 interceptions…Earned All-Mountain West First Team.
- In 2021, earned All-Mountain West Second Team after throwing for 4,096 yards and 33 touchdowns on 329-490 passing attempts (67.1%)…Ranked ninth in the FBS in passing yards.
- Started all six games in 2020, which was a shortened season due to the pandemic…Combined for 2,021 passing yards, 14 passing touchdowns on 150-of-232 passing (64.7%)…Also rushed for 3 touchdowns…Named All-Mountain West honorable mention.
- Joined Fresno State in 2019 but had to sit out the season due to NCAA transfer rules…Played in four games as a freshman at Washington (2018) and threw for 107 yards and 1 touchdown on 9-of-13 passing attempts.

PERSONAL

- Played at Monte Vista High School in Danville, California…Three-star recruit coming out of high school, and ranked as a top-30 quarterback in the nation.
- Son of Ryan and Julie Haener...Has a younger brother, Kyle...Chose Fresno State because his dad grew up in Fresno and he had a lot of family and friends in the area…Studied communications.

MAIN TRANSACTIONS

- Originally a 4th-round (127th pick overall) draft choice by the New Orleans Saints in 2023.
- Released from the Saints practice squad on 1/12/26 and signed by the Kansas City Chiefs on 2/2/26.
- Released by the Chiefs on 5/4/26 and signed by the New York Giants on 8/17/26.

JAKE HAENER'S NFL REGULAR SEASON PASSING/RUSHING STATISTICS

				PASSING											RUSHING				
DATE	TEAM	GP	GS	ATT.	CMP.	PCT.	YDS	AVG.	TD	INT.	LG	SK	LST	RATE	NO.	YDS.	AVG.	LG	TD
2023	Saints	0	0	0	0	0.0	0	0.0	0	0	0	0	0	0.0	0	0	0.0	0	0
2024	Saints	8	1	39	18	46.2	226	5.8	1	1	36	6	55	62.6	11	22	2.0	9	0
2025	Saints	0	0	0	0	0.0	0	0.0	0	0	0	0	0	0.0	0	0	0.0	0	0
2026	Giants	0	0	0	0	0.0	0	0.0	0	0	0	0	0	0.0	0	0	0.0	0	0
TOTALS		8	1	39	18	46.2	226	5.8	1	1	36	6	55	62.6	11	22	2.0	9	0

2026 GAME-BY-GAME REGULAR-SEASON STATISTICS (GIANTS)

			PASSING											RUSHING					
DATE	OPPONENT	P/S	ATT	CMP	YDS	PCT	Y/A	Y/C	TD	INT	LG	SK/YD	RATE	ATT	YDS	LG	TD	W/L/T	SCORE
09/13	Cowboys		PRACTICE SQUAD															W	28-20
09/21	at Rams		PRACTICE SQUAD															L	6-28
09/27	Titans		DID NOT PLAY (NON-INJURY)															W	12-7
10/04	Cardinals		DID NOT PLAY (NON-INJURY)															W	36-24
10/11	at Commanders		ON INACTIVE LIST															T	27-27
10/18	Saints		ON INACTIVE LIST															L	27-34
10/25	at Texans		ON INACTIVE LIST															W	27-21+
2026 TOTALS		0-0	0	0	0	0.0	0.0	0.0	0	0	0	0/0	0.0	0	0	0	0	4-2-1	

+ - Overtime



SHELBY HARRIS

DL #93

HEIGHT: 6-2
WEIGHT: 288 lbs
COLLEGE: ILLINOIS STATE
HOW ACQUIRED: FA-'26
NFL EXP.: 12 YEARS
GIANTS EXP.: 1 YEAR

CAREER HIGHLIGHTS

- Harris is an NFL veteran in his 12th season and first with the New York Giants…Over the course of his career, Harris has played in 154 games (96 starts) and totaled 373 tackles, 66 quarterback hits, 59 tackles for loss, 42 passes defensed, 28.5 sacks, 5 forced fumbles and 1 interception…His career began in 2014, spending his first two seasons with the Oakland Raiders in 2014 and 2015…Played the following five seasons (2017-21) with the Denver Broncos…Spent the 2022 season with the Seattle Seahawks and 2023-25 with the Cleveland Browns…Also played in two postseason games, one with Seattle in 2022 and another with Cleveland in 2023…Owns 5 postseason tackles.
- Played in all 17 games for the Browns in 2025, including making five starts…Registered 32 tackles, 7 tackles for loss, 5 quarterback hits, 4 passes defensed and 1.0 sack.
- Started 13 of 14 games played for Cleveland in 2024…Produced 37 tackles, 5 quarterback hits, 5 tackles for loss, 2 passes defensed, 1.5 sacks and 1 forced fumble.
- In 2023, his first season in Cleveland, played in all 17 games (seven starts)…Tallied 28 tackles, 6 tackles for loss, 5 passes defensed, 3 quarterback hits, 1.5 sacks and 1 forced fumble.
- Played for the Seahawks in 2022…Started all 15 games he played in…Notched 44 tackles, 6 quarterback hits, 5 tackles for loss, 4 passes defensed and 2.0 sacks.
- In 2021, his last season in Denver, started all 16 games he played in and combined for 49 tackles, 11 quarterback hits, 7 tackles for loss, 6.0 sacks, 2 passes defensed and 1 forced fumble.
- Started all 11 games he played in 2020…Missed time due to COVID-19 and a hand injury…Finished with 32 tackles, 11 quarterback hits, 7 passes defensed, 4 tackles for loss, 2.5 sacks and 1 forced fumble.
- Made 16 starts for Denver in 2019…Registered 49 tackles, 9 passes defensed, 8 tackles for loss, 6.0 sacks, 6 quarterback hits and 1 forced fumble.
- Appeared in 16 games in 2018 and totaled 39 tackles, 8 tackles for loss, 7 quarterback hits, 4 passes defensed, 1.5 sacks and his only career interception, which came vs. Pittsburgh (11/25/18) in Week 12.
- 2017 marked his first season in Denver…Played in all 16 games with six starts…Finished with 34 tackles, 9 quarterback hits, 7 tackles for loss, 5.5 sacks and 3 passes defensed.
- Did not play in any games in 2016…Spent the summer with the New York Jets but did not make the team…Signed to the Dallas Cowboys practice squad late in the 2016 season.
- In 2015, played in seven games for the Oakland Raiders and recorded 12 tackles, 2 quarterback hits, 1.0 sack and 1 tackle for loss.
- As a rookie in 2014, played in one game (at Denver, 12/28/14) and had 2 tackles.

COLLEGE

- Began his career at Wisconsin in 2009 before transferring to Illinois State in Normal, Ill…Played three seasons from 2010 to 2012.
- In 2012, named first-team All-MVFC after recording 85 tackles, 7.0 sacks, 3 passes defensed, 3 fumble recoveries, 1 forced fumble and 1 interception.
- Played in nine games in 2011 and produced 49 tackles, 12.5 tackles for loss, 6.0 sacks and 2 blocked kicks.
- Named to the MVFC All-Newcomer team in 2010 after playing in 11 games and finishing with 39 tackles, 4 tackles for loss and 1.0 sack.

PERSONAL

- The son of Rachel Crumpton…His grandmother played basketball at Alabama State, and his grandfather played basketball at Northwestern.
- A native of Milwaukee, Wis…Attended Homestead High School.

MAIN TRANSACTIONS

- Originally a 7th-round (235th pick overall) draft choice by the Oakland Raiders in 2014.
- Signed by the Denver Broncos on 1/25/17.
- Re-signed with the Broncos on 3/13/18.
- Re-signed with the Broncos on 4/2/19.
- Re-signed with the Broncos on 4/2/20.
- Re-signed with the Broncos on 3/19/21.
- Traded from the Broncos to the Seattle Seahawks on 3/16/22.
- Released from the Seahawks on 3/14/23.
- Signed by the Cleveland Browns on 8/10/23.
- Re-signed with the Browns on 3/13/24.
- Signed by the New York Giants on 4/29/26.

SHELBY HARRIS' NFL REGULAR SEASON DEFENSIVE STATISTICS

				TACKLES								INTERCEPTIONS					O. FUMB				ST					MISC	
DATE	TEAM	GP	GS	TK	S	A	TFL	YDS	SK	YDS	QBH	NO	YDS	LG	TD	PD	FF	FR	TD	YDS	TK	S	A	FF	FR	S	A
2014	Raiders	1	0	2	1	1	0	0	0.0	0.0	0	0	0	0	0	0	0	0	0	0	0	0	0	0	0	0	0
2015	Raiders	8	0	12	9	3	1	9	1.0	9.0	2	0	0	0	0	0	0	0	0	0	0	0	0	0	0	0	0
2017	Broncos	16	6	34	22	12	7	38	5.5	33.0	9	0	0	0	0	3	0	0	0	0	0	0	0	0	0	0	0
2018	Broncos	16	0	39	23	16	8	20	1.5	12.5	7	1	0	0	0	4	0	0	0	0	0	0	0	0	0	0	0
2019	Broncos	16	16	49	28	21	8	31	6.0	33.0	6	0	0	0	0	9	1	0	0	0	0	0	0	0	0	0	0
2020	Broncos	11	11	32	20	12	4	27	2.5	16.0	11	0	0	0	0	7	1	0	0	0	0	0	0	0	0	0	0
2021	Broncos	16	16	49	24	25	7	32	6.0	44.0	11	0	0	0	0	2	1	0	0	0	0	0	0	0	0	0	0
2022	Seahawks	15	15	44	24	20	5	18	2.0	17.0	6	0	0	0	0	4	0	0	0	0	0	0	0	0	0	0	0
2023	Browns	17	7	28	17	11	6	12	1.5	13.5	3	0	0	0	0	5	1	0	0	0	0	0	0	0	0	0	0
2024	Browns	14	13	37	18	19	5	9	1.5	9.0	5	0	0	0	0	2	1	0	0	0	0	0	0	0	0	0	0
2025	Browns	17	5	32	15	17	7	19	1.0	5.5	5	0	0	0	0	4	0	0	0	0	0	0	0	0	0	0	0
2026	Giants	7	7	15	6	9	1	2	0.0	0.0	1	0	0	0	0	2	0	0	0	0	0	0	0	0	0	0	0
NFL TOTALS		**154**	**96**	**373**	**207**	**166**	**59**	**217**	**28.5**	**192.5**	**66**	**1**	**0**	**0**	**0**	**42**	**5**	**0**	**0**	**0**	**0**	**0**	**0**	**0**	**0**	**0**	**0**

SHELBY HARRIS' NFL POSTSEASON DEFENSIVE STATISTICS

				TACKLES								INTERCEPTIONS					O. FUMB				ST					MISC	
DATE	TEAM	GP	GS	TK	S	A	TFL	YDS	SK	YDS	QBH	NO	YDS	LG	TD	PD	FF	FR	TD	YDS	TK	S	A	FF	FR	S	A
2022	Seahawks	1	1	3	3	0	0	0	0.0	0.0	0	0	0	0	0	0	0	0	0	0	0	0	0	0	0	0	0
2023	Browns	1	1	2	1	1	0	0	0.0	0.0	0	0	0	0	0	0	0	0	0	0	0	0	0	0	0	0	0
NFL TOTALS		**2**	**2**	**5**	**4**	**1**	**0**	**0**	**0.0**	**0.0**	**0**	**0**	**0**	**0**	**0**	**0**	**0**	**0**	**0**	**0**	**0**	**0**	**0**	**0**	**0**	**0**	**0**

SINGLE-GAME HIGHS: DEFENSIVE

Total Tackles 7 at Philadelphia Eagles, Oct 13, 2024
Solo Tackles 5 at Minnesota Vikings, Nov 17, 2019
...1 more at 5.
Sacks 3.0 at Minnesota Vikings, Nov 17, 2019
Passes Defensed 2 vs. Pittsburgh Steelers, Nov 19, 2023
...6 more at 2.
Forced Fumbles 1 at Las Vegas Raiders, Dec 26, 2021
...2 more at 1.
Tackles For Loss 2 at New England Patriots, Oct 26, 2025
...7 more at 2.
Interceptions 1 vs. Pittsburgh Steelers, Nov 25, 2018

SINGLE-GAME HIGHS - POSTSEASON: DEFENSIVE

Total Tackles 3 at San Francisco 49ers, Jan 14, 2023
Solo Tackles 3 at San Francisco 49ers, Jan 14, 2023

2026 GAME-BY-GAME REGULAR-SEASON STATISTICS (GIANTS)

			TACKLES								INTERCEPTIONS					O. FUMB				ST					MISC			
DATE	OPPONENT	P/S	TK	S	A	SK	YDS	TFL	YDS	QBH	NO	YDS	LG	TD	PD	FF	FR	TD	YDS	TK	S	A	FF	FR	S	A	W/L	SCORE
09/13	Cowboys	S	0	0	0	0.0	0.0	0	0	0	0	0	0	0	0	0	0	0	0	0	0	0	0	0	0	0	W	28-20
09/21	at Rams	S	1	1	0	0.0	0.0	0	0	0	0	0	0	0	0	0	0	0	0	0	0	0	0	0	0	0	L	6-28
09/27	Titans	S	2	0	2	0.0	0.0	0	0	0	0	0	0	0	0	0	0	0	0	0	0	0	0	0	0	0	W	12-7
10/04	Cardinals	S	4	2	2	0.0	0.0	1	2	0	0	0	0	0	1	0	0	0	0	0	0	0	0	0	0	0	W	36-24
10/11	at Commanders	S	3	1	2	0.0	0.0	0	0	0	0	0	0	0	1	0	0	0	0	0	0	0	0	0	0	0	T	27-27
10/18	Saints	S	3	1	2	0.0	0.0	0	0	0	0	0	0	0	0	0	0	0	0	0	0	0	0	0	0	0	L	27-34
10/25	at Texans	S	2	1	1	0.0	0.0	0	0	1	0	0	0	0	0	0	0	0	0	0	0	0	0	0	0	0	W	27-21+
2026 TOTALS		**7-7**	**15**	**6**	**9**	**0.0**	**0.0**	**1**	**2**	**1**	**0**	**0**	**0**	**0**	**2**	**0**	**0**	**0**	**0**	**0**	**0**	**0**	**0**	**0**	**0**	**0**	**4-2-1**	

+ - Overtime



MALIK HARRISON

OLB #54

HEIGHT: 6-3
WEIGHT: 245 lbs
COLLEGE: OHIO STATE
HOW ACQUIRED: FA-'26
NFL EXP.: 7 YEARS
GIANTS EXP.: 1 YEAR

CAREER HIGHLIGHTS

- Has played in 92 games (43 starts) with the Baltimore Ravens (2020-24), Pittsburgh Steelers (2025) and New York Giants (2026)…Totaled 181 tackles, 9 tackles for loss, 4 quarterback hits, 2.0 sacks, 1 pass defensed and 1 fumble recovery…Also owns 39 special teams tackles.
- Last season, appeared in 11 games with nine starts, and recorded 37 tackles and 2 tackles for loss…Saw action in the Wild Card round against the Houston Texans and had 2 tackles.
- In 2024, played in 15 games with seven starts and tallied a career-high 46 tackles, 3 quarterback hits, and 2.0 sacks…Started both of Baltimore's postseason games and made 11 tackles.
- Saw action in 14 games in 2023 and totaled 17 tackles and 1 quarterback hit…Played in two postseason games and recorded a forced fumble in the Divisional round against the Texans.
- Played in a career-high 17 games with eight starts and recorded 27 tackles and 1 tackle for loss…Appeared in the Wild Card round game against the Cincinnati Bengals.
- In 2021, saw action in 14 games with five starts and made 18 tackles, including 2 tackles for loss.
- In his rookie season, he played in 16 games with six starts and totaled 36 tackles and 1 pass defensed…Played in two postseason games and recorded 2 total tackles.

COLLEGE

- Played linebacker at Ohio State for four seasons (2016-19)…Appeared in 52 games and recorded 205 total tackles, 29 tackles for loss, 10.0 sacks and 1 interception…Made the College Football Playoff with the Buckeyes in 2016 and 2019.
- As a senior in 2019, he played in 14 games and recorded career-high's in tackles for loss (16.5), sacks (4.5), passes defensed (4) and fumbles recovered (2).
- In 2018, played in 13 games and totaled 81 tackles, 8.5 tackles for loss and 2.5 sacks on the season.
- Saw action in a career-high 14 games in 2017 with 36 tackles 2.0 sacks and 1 pass defensed.
- As a freshman in 2016, he had 13 tackles and 1.0 sack in 11 games played.

PERSONAL

- Attended Walnut Ridge High School in Columbus, Ohio…Multi-sport athlete in high school, playing football, basketball and ran track…Played quarterback, receiver, linebacker and safety
- Fan of Philadelphia 76ers superstar LeBron James…Played on James' AAU basketball team growing up.

MAIN TRANSACTIONS

- Originally a 3rd-round (98th pick overall) draft choice by the Baltimore Ravens in 2020.
- Re-signed with the Ravens on 3/13/24.
- Signed as a free agent with the Pittsburgh Steelers on 3/13/25.
- Released by the Steelers on 8/30/25 and signed to the Giants practice squad on 9/3/26.

MALIK HARRISON'S NFL REGULAR SEASON DEFENSIVE STATISTICS

				TACKLES								INTERCEPTIONS					O. FUMB				ST					MISC	
DATE	TEAM	GP	GS	TK	S	A	TFL	YDS	SK	YDS	QBH	NO	YDS	LG	TD	PD	FF	FR	TD	YDS	TK	S	A	FF	FR	S	A
2020	Ravens	16	6	36	21	15	1	1	0.0	0.0	0	0	0	0	0	1	0	0	0	0	8	5	3	0	0	0	0
2021	Ravens	14	5	18	11	7	2	3	0.0	0.0	0	0	0	0	0	0	0	0	0	0	7	3	4	0	0	0	0
2022	Ravens	17	8	27	19	8	1	5	0.0	0.0	0	0	0	0	0	0	0	0	0	0	4	1	3	0	0	0	0
2023	Ravens	14	8	17	11	6	0	0	0.0	0.0	1	0	0	0	0	0	0	0	0	0	3	2	1	0	0	0	0
2024	Ravens	15	7	46	16	30	3	10	2.0	8.0	3	0	0	0	0	0	0	0	0	0	8	6	2	0	0	0	0
2025	Steelers	11	9	37	22	15	2	2	0.0	0.0	0	0	0	0	0	0	0	0	0	0	4	3	1	0	0	0	0
2026	Giants	5	0	0	0	0	0	0	0.0	0.0	0	0	0	0	0	0	0	0	0	0	5	3	2	0	1	0	0
NFL TOTALS		92	43	181	100	81	9	21	2.0	8.0	4	0	0	0	0	1	0	0	0	0	39	23	16	0	1	0	0

MALIK HARRISON'S NFL POSTSEASON DEFENSIVE STATISTICS

				TACKLES								INTERCEPTIONS					O. FUMB				ST					MISC	
DATE	TEAM	GP	GS	TK	S	A	TFL	YDS	SK	YDS	QBH	NO	YDS	LG	TD	PD	FF	FR	TD	YDS	TK	S	A	FF	FR	S	A
2020	Ravens	2	1	2	0	2	0	0	0.0	0.0	0	0	0	0	0	0	0	0	0	0	2	0	2	0	0	0	0
2022	Ravens	1	0	0	0	0	0	0	0.0	0.0	0	0	0	0	0	0	0	0	0	0	0	0	0	0	0	0	0
2023	Ravens	2	1	7	1	6	0	0	0.0	0.0	0	0	0	0	0	0	0	0	0	0	1	1	0	1	0	0	0
2024	Ravens	2	2	11	7	4	1	1	0.0	0.0	0	0	0	0	0	0	0	0	0	0	0	0	0	0	0	0	0
2025	Steelers	1	1	2	1	1	0	0	0.0	0.0	0	0	0	0	0	0	0	0	0	0	0	0	0	0	0	0	0
NFL TOTALS		**8**	**5**	**22**	**9**	**13**	**1**	**1**	**0.0**	**0.0**	**0**	**0**	**0**	**0**	**0**	**0**	**0**	**0**	**0**	**0**	**3**	**1**	**2**	**1**	**0**	**0**	**0**

SINGLE-GAME HIGHS: DEFENSIVE

Total Tackles 12 at Los Angeles Chargers, Nov 25, 2024
Solo Tackles 6 vs. Buffalo Bills, Nov 30, 2025
...1 more at 6.
Sacks 1.0 at New York Giants, Dec 15, 2024
...1 more at 1.0.
Passes Defensed 1 vs. Cleveland Browns, Sep 13, 2020
Tackles For Loss 1 at Cleveland Browns, Dec 28, 2025
...8 more at 1.
Special Teams Tackles 5 at Indianapolis Colts, Nov 08, 2020

SINGLE-GAME HIGHS - POSTSEASON: DEFENSIVE

Total Tackles 7 at Buffalo Bills, Jan 19, 2025
Solo Tackles 5 at Buffalo Bills, Jan 19, 2025
Tackles For Loss 1 at Buffalo Bills, Jan 19, 2025
Special Teams Tackles 1 vs. Houston Texans, Jan 20, 2024
...2 more at 1.
Special Teams Forced Fumbles 1 vs. Houston Texans, Jan 20, 2024

2026 GAME-BY-GAME REGULAR-SEASON STATISTICS (GIANTS)

			TACKLES								INTERCEPTIONS					O. FUMB				ST					MISC			
DATE	OPPONENT	P/S	TK	S	A	SK	YDS	TFL	YDS	QBH	NO	YDS	LG	TD	PD	FF	FR	TD	YDS	TK	S	A	FF	FR	S	A	W/L/T	SCORE
09/13	Cowboys	P	0	0	0	0.0	0.0	0	0	0	0	0	0	0	0	0	0	0	0	2	2	0	0	0	0	0	W	28-20
09/21	at Rams	P	0	0	0	0.0	0.0	0	0	0	0	0	0	0	0	0	0	0	0	0	0	0	0	0	0	0	L	6-28
09/27	Titans	P	0	0	0	0.0	0.0	0	0	0	0	0	0	0	0	0	0	0	0	0	0	0	0	1	0	0	W	12-7
10/04	Cardinals											PRACTICE SQUAD															W	36-24
10/11	at Commanders											PRACTICE SQUAD															T	27-27
10/18	Saints	P	0	0	0	0.0	0.0	0	0	0	0	0	0	0	0	0	0	0	0	3	1	2	0	0	0	0	L	27-34
10/25	at Texans	P	0	0	0	0.0	0.0	0	0	0	0	0	0	0	0	0	0	0	0	0	0	0	0	0	0	0	W	27-21+
2026 TOTALS		**5-0**	**0**	**0**	**0**	**0.0**	**0.0**	**0**	**0**	**0**	**0**	**0**	**0**	**0**	**0**	**0**	**0**	**0**	**0**	**5**	**3**	**2**	**0**	**1**	**0**	**0**	**4-2-1**	

+ - Overtime



JEVóN HOLLAND

S #8

(juh-VON)

HEIGHT: 6-1
WEIGHT: 207 lbs
COLLEGE: OREGON
HOW ACQUIRED: FA-'25
NFL EXP.: 6 YEARS
GIANTS EXP.: 2 YEARS

HONORS

- NFC Defensive Player of the Month: September 2026

2026 SEASON HIGHLIGHTS

- Produced 2 tackles, 2 passes defensed and 1 interception in Week 3 vs. Tennessee...It marked his third straight game with an interception, making him the first Giant since Janoris Jenkins (2017-18) to record a pick in three consecutive games...He is one of two players since 1970 to have at least 3 interceptions, 2 forced fumbles and 1 fumble recovery through the first three weeks of a season (also Domingo Bryant in 1987).
- Snatched an interceptions for the second-straight game at the Los Angeles Rams (9/21/26), making him the fourth Giants safety to have interceptions in each of the first two games of any season since 1960...Also had 2 forced fumbles and 1 fumble recovery, giving him 2 interceptions, 2 forced fumbles and 1 fumble recovery through two games, making him the first player in the NFL since 1999 to accumulate those stats in the first two games of a season.
- Recorded an interception in the season opener vs. Dallas (9/13/26), marking the first time a Giant has intercepted a pass in a primetime season opener since CB Trumaine McBride and LB Uani Unga each had one on Sept. 13, 2015, at Dallas.

CAREER HIGHLIGHTS

- In his sixth NFL season, beginning with Miami (2021-24) before signing with the New York Giants (2025-26), Holland has totaled 384 tackles, 35 passes defensed, 10 quarterback hits, 10 tackles for loss, 9 interceptions, 7 forced fumbles, 5.0 sacks and 4 fumble recoveries across 80 games played (77 starts)...On special teams, he has 10 career tackles and 1 fumble recovery...Began his career with the Miami Dolphins, where he played for four seasons and totaled 296 tackles, 25 passes defensed, 10 quarterback hits, 9 tackles for loss, 5 interceptions, 5.0 sacks, 5 forced fumbles and 4 fumble recoveries.
- In 2025, his first season with the Giants, Holland started 14 games and tallied 59 tackles, 5 passes defensed and 1 interception…Also logged 4 tackles on special teams and returned 2 punts for 7 yards…Recorded his first interception as a Giant at Detroit (11/23/25).
- In 2024, started all 15 games he played in and finished with 62 tackles, 4 passes defensed, 2 quarterback hits, 2 tackles for loss, 1.0 sack and 1 forced fumble.
- Played in 12 games (12 starts) in 2023 and recorded 73 tackles, 4 passes defensed, 3 tackles for loss, 3 forced fumbles, 1 interception and 1 fumble recovery…In Week 1 at the Chargers, notched a career-high 14 tackles and 1 tackle for loss…Became the first Dolphins DB since Reshad Jones at Kansas City on Dec. 24, 2017, to produce 14+ tackles in a single game…Recorded 11 tackles in Week 2 to become the first Dolphins DB since Minkah Fitzpatrick in 2018 to record consecutive games with 10+ tackles…
- Started all 17 games for the Dolphins in 2022…Played in 1,129 defensive snaps for the Dolphins (98.69%), the most on the team…Ranked 4th on the team in tackles with 93…Also produced 7 passes defensed, 2 interceptions, 1.5 sacks, 1 quarterback hit, 1 forced fumble and 1 tackle for loss.
- Saw action in 16 games and made 13 starts as a rookie in 2021…Finished with 68 tackles, 10 passes defensed, 7 quarterback hits, 3 tackles for loss, 3 fumble recoveries and 2.5 sacks…His 10 passes defensed tied Kader Kohou for the 5th-most by a Dolphins rookie.

NOTES TO KNOW

- In the NFL's first-ever Black Friday game (11/24/23) against the Jets, Holland intercepted Jets quarterback Tim Boyle on a first-half Hail Mary attempt and returned it 99 yards for a touchdown…It marked the longest interception returned for a touchdown by a Dolphin since safety Brock Marion vs. Buffalo on 1/6/02.

COLLEGE

- Spent two seasons at Oregon (2018-19)…Was one of four players in the country to record 4+ interceptions in both 2018 and 2019…Was the first Oregon player to lead the team in interceptions in consecutive years since 2006-07.
- Named second-team All-Pac-12 by the AP in 2019 after posting 66 tackles, 4.5 tackles for loss and 4 interceptions…Also returned 16 punts for 244 yards with a long return of 81 yards.
- As a freshman, tied for 10th in the nation with a team-high 5 interceptions…Added 44 tackles and 11 passes defensed.

OFF-THE-FIELD ACTIVITY

- Hosted a holiday shopping spree for children of the Boys and Girls Club in Hudson County...Attended the United Way of New York City's Gridiron Gala event at Glasshouses in NYC, which raised more than $3 million for UWNYC programming...In honor of Earth Day, attended the Meadowlands for a boat tour to learn about the local environment alongside football players from Secaucus High School...Attended The Giants Foundation Golf Classic which raised more than $500,000 for The Giants Foundation...Attended the Boys & Girls Club of Hudson County to help give away turkeys to families in the local community....Represented Bissell Pet Foundation & Broward County Animal Care Shelter during Week 13 of the NFL season for My Cause My Cleats...Hosted a youth football camp in Oakland, Calif....Hosted members from the NYPD Military Liaison Group as well as members from the John Jay College of Criminal Justice to the Quest Diagnostics Training Center to watch practice and enjoy a day with the Giants.

PERSONAL

- Born in Coquitlam, British Columbia, Canada…Was raised in the San Francisco area.
- His father, John Robert Holland, and his brother, Jamirr Holland, both played in the CFL.
- Attended Bishop O'Dowd High School in Oakland, California…Was a consensus four-star prospect by all major outlets…Played both wide receiver and cornerback.

MAIN TRANSACTIONS

- Originally a 2nd-round (36th pick overall) draft choice by the Miami Dolphins in 2021.
- Signed as a free agent by the New York Giants on 3/13/25.

JEVÓN HOLLAND'S NFL REGULAR SEASON DEFENSIVE STATISTICS

				TACKLES								INTERCEPTIONS					O. FUMB				ST					MISC	
DATE	TEAM	GP	GS	TK	S	A	TFL	YDS	SK	YDS	QBH	NO	YDS	LG	TD	PD	FF	FR	TD	YDS	TK	S	A	FF	FR	S	A
2021	Dolphins	16	13	68	47	21	3	19	2.5	24.0	7	2	0	0	0	10	0	2	0	0	1	1	0	0	1	0	0
2022	Dolphins	17	17	93	76	17	1	0	1.5	7.5	1	2	64	33	0	7	1	0	0	0	3	1	2	0	0	0	0
2023	Dolphins	12	12	73	51	22	3	10	0.0	0.0	0	1	99	99t	1	4	3	1	0	4	1	1	0	0	0	0	0
2024	Dolphins	15	15	62	42	20	2	13	1.0	12.0	2	0	0	0	0	4	1	0	0	0	0	0	0	0	0	0	0
2025	Giants	14	14	59	36	23	0	0	0.0	0.0	0	1	3	3	0	5	0	0	0	0	4	2	2	0	0	0	0
2026	Giants	6	6	29	18	11	1	2	0.0	0.0	0	3	0	0	0	5	2	1	0	0	1	1	0	0	0	0	0
NFL TOTALS		**80**	**77**	**384**	**270**	**114**	**10**	**44**	**5.0**	**43.5**	**10**	**9**	**166**	**99T**	**1**	**35**	**7**	**4**	**0**	**4**	**10**	**6**	**4**	**0**	**1**	**0**	**0**

JEVÓN HOLLAND'S NFL POSTSEASON DEFENSIVE STATISTICS

				TACKLES								INTERCEPTIONS					O. FUMB				ST					MISC	
DATE	TEAM	GP	GS	TK	S	A	TFL	YDS	SK	YDS	QBH	NO	YDS	LG	TD	PD	FF	FR	TD	YDS	TK	S	A	FF	FR	S	A
2022	Dolphins	1	1	9	8	1	0	0	0.0	0.0	0	1	29	29	0	2	0	0	0	0	1	1	0	0	0	0	0
2023	Dolphins	0	0	0	0	0	0	0	0.0	0.0	0	0	0	0	0	0	0	0	0	0	0	0	0	0	0	0	0
NFL TOTALS		**1**	**1**	**9**	**8**	**1**	**0**	**0**	**0.0**	**0.0**	**0**	**1**	**29**	**29**	**0**	**2**	**0**	**0**	**0**	**0**	**1**	**1**	**0**	**0**	**0**	**0**	**0**

SINGLE-GAME HIGHS: DEFENSIVE

Total Tackles	14 at Los Angeles Chargers, Sep 10, 2023	**Tackles For Loss**	1 vs. New Orleans Saints, Oct 18, 2026
Solo Tackles	10 at Los Angeles Chargers, Sep 10, 2023		…9 more at 1.
	…1 more at 10.	**Interceptions**	1 vs. Tennessee Titans, Sep 27, 2026
Sacks	1.0 vs. Baltimore Ravens, Nov 11, 2021		…8 more at 1.
	…1 more at 1.0.	**Interception Return Yards**	99 at New York Jets, Nov 24, 2023
Passes Defensed	2 vs. Tennessee Titans, Sep 27, 2026	**Special Teams Tackles**	1 at Las Vegas Raiders, Dec 28, 2025
	…3 more at 2.		…8 more at 1.
Forced Fumbles	3 vs. Denver Broncos, Sep 24, 2023	**Special Teams Fumble Recoveries**	1 vs. Carolina Panthers, Nov 28, 2021
Fumble Recoveries	1 at Los Angeles Rams, Sep 21, 2026	**Longest Own Fumble Return**	3 vs. Buffalo Bills, Sep 19, 2021
	…3 more at 1.		

2026 GAME-BY-GAME REGULAR-SEASON STATISTICS (GIANTS)

			TACKLES								INTERCEPTIONS					O. FUMB				ST					MISC			
DATE	OPPONENT	P/S	TK	S	A	SK	YDS	TFL	YDS	QBH	NO	YDS	LG	TD	PD	FF	FR	TD	YDS	TK	S	A	FF	FR	S	A	W/L	SCORE
09/13	Cowboys	S	2	2	0	0.0	0.0	0	0	0	1	0	0	0	1	0	0	0	0	0	0	0	0	0	0	0	W	28-20
09/21	at Rams	S	8	5	3	0.0	0.0	0	0	0	1	0	0	0	1	2	1	0	0	0	0	0	0	0	0	0	L	6-28
09/27	Titans	S	2	0	2	0.0	0.0	0	0	0	1	0	0	0	2	0	0	0	0	0	0	0	0	0	0	0	W	12-7
10/04	Cardinals	S	6	3	3	0.0	0.0	0	0	0	0	0	0	0	0	0	0	0	0	1	1	0	0	0	0	0	W	36-24
10/11	at Commanders	S	2	2	0	0.0	0.0	0	0	0	0	0	0	0	0	0	0	0	0	0	0	0	0	0	0	0	T	27-27
10/18	Saints	S	9	6	3	0.0	0.0	1	2	0	0	0	0	0	1	0	0	0	0	0	0	0	0	0	0	0	L	27-34
10/25	at Texans		ON INACTIVE LIST																								W	27-21+
2026 TOTALS		**6-6**	**29**	**18**	**11**	**0.0**	**0.0**	**1**	**2**	**0**	**3**	**0**	**0**	**0**	**5**	**2**	**1**	**0**	**0**	**1**	**1**	**0**	**0**	**0**	**0**	**0**	**4-2-1**	

+ - Overtime



COLTON HOOD

CB #12

HEIGHT: 6-0
WEIGHT: 195 lbs
COLLEGE: TENNESSEE
HOW ACQUIRED: D2-'26
NFL EXP.: R
GIANTS EXP.: R

CAREER HIGHLIGHTS

- Has appeared in six games with two starts in his career, logging 7 tackles on defense and 3 tackles on special teams.

COLLEGE

- Appeared in 29 games (13 starts) in college, spending one season at Tennessee (2025) after a season at Colorado (2024) and a season at Auburn (2023)…Registered 77 tackles, 14 passes defensed, 5.5 tackles for loss, 3 interceptions, including 1 returned for a touchdown, 1 forced fumble and 1 fumble recovery returned for a touchdown…Also returned 6 kickoffs for 119 yards (19.8 avg.).
- Started all 12 games for the Vols in 2025, recording 50 tackles, 8 passes defensed, 4.5 tackles for loss, 1 interception, which he returned for a touchdown, 1 forced fumble and 1 fumble recovery for a touchdown…Received AP second-team All-SEC honors…Finished 10th in the SEC in passes defensed…Recorded his first career touchdown on a fumble recovery vs. Syracuse (8/30/25)…Caught his first interception with Tennessee at Mississippi State (9/27/25) and returned it 23 yards for a touchdown.
- Appeared in all 13 games (one start) for Colorado in 2024, logging 24 tackles, 6 passes defensed, 2 interceptions and 1.0 tackle for loss, along with returning 6 kickoffs for 119 yards (19.8 avg.)…Led the Big 12 and ranked 13th in the nation in interception return yards with 105.
- Saw action in four games at Auburn as a true freshman before redshirting…Posted 3 tackles.

PERSONAL

- Attended Eagles Landing Christian Academy in McDonough, Ga.…Played cornerback, wide receiver, quarterback and running back in high school…Accounted for 1,112 yards of total offense (647 receiving, 279 passing and 186 rushing) and 13 touchdowns, recorded 40 tackles and 3 interceptions on defense and returned 2 punts and 1 kickoff for touchdowns in his senior season...Named the 2022 Region 5-2A Athlete of the Year.
- Was a three-time all-region baseball player, part of an all-state 4x100 relay in track and a basketball letterman.
- Parents are Bengie and Crystal Hood…Has five brothers and two sisters.
- Brother, Brandon, played running back at Colorado in 2024 before transferring to UMass in 2025.
- Uncle, Roderick, spent nine seasons in the NFL for the Eagles, Cardinals, Browns, Bears, Titans and Rams.

MAIN TRANSACTIONS

- Originally a 2nd-round (37th overall) draft choice by the Giants in 2026.

COLTON HOOD'S NFL REGULAR SEASON DEFENSIVE STATISTICS

				TACKLES									INTERCEPTIONS					O. FUMB				ST					MISC	
DATE	TEAM	GP	GS	TK	S	A	TFL	YDS	SK	YDS	QBH	NO	YDS	LG	TD	PD	FF	FR	TD	YDS	TK	S	A	FF	FR	S	A
2026	Giants	6	2	7	5	2	0	0	0.0	0.0	0	0	0	0	0	0	0	0	0	0	3	2	1	0	0	0	0
NFL TOTALS		**6**	**2**	**7**	**5**	**2**	**0**	**0**	**0.0**	**0.0**	**0**	**0**	**0**	**0**	**0**	**0**	**0**	**0**	**0**	**0**	**3**	**2**	**1**	**0**	**0**	**0**	**0**

SINGLE-GAME HIGHS: DEFENSIVE

Total Tackles 4 vs. Tennessee Titans, Sep 27, 2026
Solo Tackles 3 vs. Tennessee Titans, Sep 27, 2026
Special Teams Tackles 3 at Washington Commanders, Oct 11, 2026

2026 GAME-BY-GAME REGULAR-SEASON STATISTICS (GIANTS)

			TACKLES								INTERCEPTIONS					O. FUMB				ST					MISC			
DATE	OPPONENT	P/S	TK	S	A	SK	YDS	TFL	YDS	QBH	NO	YDS	LG	TD	PD	FF	FR	TD	YDS	TK	S	A	FF	FR	S	A	W/L	SCORE
09/13	Cowboys	P	0	0	0	0.0	0.0	0	0	0	0	0	0	0	0	0	0	0	0	0	0	0	0	0	0	0	W	28-20
09/21	at Rams	S	3	2	1	0.0	0.0	0	0	0	0	0	0	0	0	0	0	0	0	0	0	0	0	0	0	0	L	6-28
09/27	Titans	S	4	3	1	0.0	0.0	0	0	0	0	0	0	0	0	0	0	0	0	0	0	0	0	0	0	0	W	12-7
10/04	Cardinals	P	0	0	0	0.0	0.0	0	0	0	0	0	0	0	0	0	0	0	0	0	0	0	0	0	0	0	W	36-24
10/11	at Commanders	P	0	0	0	0.0	0.0	0	0	0	0	0	0	0	0	0	0	0	0	3	2	1	0	0	0	0	T	27-27
10/18	Saints												ON INACTIVE LIST														L	27-34
10/25	at Texans	P	0	0	0	0.0	0.0	0	0	0	0	0	0	0	0	0	0	0	0	0	0	0	0	0	0	0	W	27-21+
2026 TOTALS		**6-2**	**7**	**5**	**2**	**0.0**	**0.0**	**0**	**0**	**0**	**0**	**0**	**0**	**0**	**0**	**0**	**0**	**0**	**0**	**3**	**2**	**1**	**0**	**0**	**0**	**0**	**4-2-1**	

+ - Overtime



BRYAN HUDSON

C #60

HEIGHT: 6-5
WEIGHT: 305 lbs
COLLEGE: LOUISVILLE
HOW ACQUIRED: FA-'24
NFL EXP.: 1 YEAR
GIANTS EXP.: 1 YEAR

CAREER HIGHLIGHTS

- Appeared in 9 games for the Giants...Spent time on the Patriots and Giants practice squad during the 2024 season.

COLLEGE

- Played five seasons of college football from 2019-23…Began his career at Virginia Tech where he made 10 starts at center his freshman year…Named freshman All-American second-team by The Athletic in 2019…In 2020, played in 10 games.
- Transferred to Louisville in 2021 and played in all 13 games…Started 12 games at center in 2022…Earned the 2023 ACC Jacobs Blocking Trophy following his redshirt senior season…The award is given annually to the best blocker in the ACC.
- Also competed in track and field in college…Was named second team All-ACC in both indoor and outdoor shot put in 2023.

OFF-THE-FIELD ACTIVITY

- Serves as an ambassador for the National Marrow Donor Program (formerly Be The Match) to raise awareness for their mission to save lives through cell therapy, including people like Bryan's Uncle...Represented NMDP during Week 13 of the NFL season for My Cause My Cleats...Attended the United Way of New York City's Gridiron Gala event at Glasshouses in NYC, which raised more than $3 million for UWNYC programming...Joined Mark Murray, one of the Giants' 2021 Coach of the Week winners, to help run a football clinic for the Mt. Vernon Razorbacks youth program...Visited the Boys & Girls Club of Hudson County, spending time with the kids doing various activities in their after-school program...Attended the American Institute for Stuttering Gala to support his teammate Joshua Ezeudu, who has a stutter, received an award for his advocacy and support of the organization...Visited the American Cancer Society's Hope Lodge to spend time and share a meal with patients and their families…. Attended the Boys & Girls Club of Hudson County to help give away turkeys to families in the local community...Participated in Jingle Jam, where he helped spread holiday joy to more than 500 New Jersey foster children, spending time with them and assisting with gift distribution...Joined Jermaine Eluemunor for his annual holiday shopping spree to benefit children of the Tom Coughlin Jay Fund...Hosted members from the NYPD Military Liaison Group as well as members from the John Jay College of Criminal Justice to the Quest Diagnostics Training Center to watch practice and enjoy a day with the Giants.

PERSONAL

- Finance major at Louisville…The son of Mandi and Chuck Hudson.
- Was the 2018 Gatorade Track and Field Male Athlete of the Year…Was a four-time state champion in shot put and three-time state champion in discus…Rated a four-star football prospect coming out of high school

MAIN TRANSACTIONS

- Originally signed as a rookie free agent by the Detroit Lions on 5/10/24
- Signed to the New England Patriots' practice squad on 8/29/24.
- Waived by New England on 11/5/24.
- Signed to the New York Giants' practice squad on 11/6/24.
- Signed to a future/reserves contract by the Giants on 1/6/25.

BRYAN HUDSON'S NFL REGULAR SEASON STATISTICS

DATE	TEAM	GP	GS
2024	Patriots	0	0
	Went from **New England** to **N.Y. Giants**.		
2024	Giants	0	0
2024	TOTAL	0	0
2025	Giants	2	0
2026	Giants	7	4
NFL TOTALS		**9**	**4**

2026 GAME-BY-GAME REGULAR-SEASON STATISTICS (GIANTS)

DATE	OPPONENT	P/S		W/L/T	SCORE
09/13	Cowboys	P		W	28-20
09/21	at Rams	P		L	6-28
09/27	Titans	P		W	12-7
10/04	Cardinals	S		W	36-24
10/11	at Commanders	S		T	27-27
10/18	Saints	S		L	27-34
10/25	at Texans	S		W	27-21+
2026 TOTALS		**7-4**		**4-2-1**	

+ - Overtime



JALIN HYATT

WR #81

HEIGHT: 6-0
WEIGHT: 185 lbs
COLLEGE: TENNESSEE
HOW ACQUIRED: D3-'23
NFL EXP.: 4 YEARS
GIANTS EXP.: 4 YEARS

CAREER HIGHLIGHTS

- In four seasons for the Giants, has played in 42 games (10 starts) and caught 36 passes for 470 yards...Also has 4 kickoff returns for 111 yards (27.8 avg.).
- Saw action in eight games in 2025...Recorded 5 receptions for 35 yards.
- In 2024, played in 16 games with three starts…Hauled in 8 catches for 62 yards.
- As a rookie in 2023, Hyatt played in all 17 games with seven starts…Caught 23 passes for 373 yards (16.2-yard avg.) with a long of 58.

NOTES TO KNOW

- In 2023, his 16.2 yards-per-reception led the team, ranked fourth among all rookies (min. 10 catches), and were the most by a Giants rookie since Hakeem Nicks averaged 16.8 yards in 2009… Had 3 receptions of 40-plus yards, which was tied for the third-most among rookies…It was also the most by a Giants rookie since Darius Slayton had 3 in 2019.
- Recorded his first career catch on a 58-yard pass at Arizona (9/17/23)…The 58-yarder was the longest reception by a Giants rookie since running back Paul Perkins had a 67-yard reception at Minnesota on 10/3/16.

COLLEGE

- Played in 35 games with 14 starts in three seasons at Tennessee…Tallied 108 receptions for 1,769 yards (16.4-yard avg.) and 19 touchdowns, the latter figure tying him with Peerless Price for fourth in program history...Of his 108 catches, 52 went for 10+ yards, 30 for 20+ yards, 21 for 30+ yards and 12 for 40+ yards…Hyatt was the first player in program history to win the Biletnikoff Award, presented annually to the most outstanding receiver in the FBS…Holds Tennessee records for single-game touchdown receptions (5 vs. Alabama on 10/15/22), single-game points scored (30 vs. Alabama on 10/15/22) and single-season receiving touchdowns (15 in 2022).
- In 2022, started all 12 regular-season games…Opted out of the Orange Bowl…Captured the Biletnikoff Award as the nation's best receiver…Became Tennessee's 13th unanimous first-team All-American and the first since defensive back Eric Berry in 2009…Hyatt was the first wide receiver in program history to achieve that feat.
- Recorded 67 receptions for 1,267 yards (18.9-yard avg.), a school-record 15 touchdowns, and 105.6 yards a game, all career highs…Finished second in the FBS and first in the Power Five in receiving touchdowns…Led the SEC in receiving yards, touchdowns, receptions per game (5.6) and receiving yards per game…His 15 receiving scores tied for sixth in SEC single-season history, while his 1,267 yards finished second in school history – 31 yards shy of Robert Meachem's record in 2006.
- Unanimous first-team All-SEC selection…Led the nation in 40+ yard receptions (11), 50+ yard catches (7) and 60+ yard catches (5)…His 11 40+ yard catches were better than eight SEC teams' season total…Had multiple receiving touchdowns in each of four consecutive games from Oct. 8-29 to become the first Vol to accomplish that feat.
- Produced the greatest single-game receiving performance in school history in a victory vs. No. 3 Alabama on Oct. 15, with 6 receptions for 207 yards and a school-record 5 touchdowns...Registered the longest catch of his career, a 78-yard catch-and-run, and also had scoring receptions of 36, 11, 60 and 13 yards...His 5 touchdown catches surpassed the previous program mark of 3 by 12 different Vols.
- As a sophomore in 2021, played in all 13 games with one start…Caught 21 passes for 226 yards and 2 scores…In 2020, was one of the SEC's best freshman wide receivers…Played in all 10 games with one start...Ranked second on the team with 20 receptions for 276 yards and 2 touchdowns…Among SEC true freshmen, ranked sixth in receiving yards, third in receiving touchdowns and third in yards-per-catch (13.8).

PERSONAL

- Recreation and sport management major…Grew up in Irmo, just outside Columbia, S.C., and started playing flag football at age 5 at the YMCA…Played basketball and youth football (wide receiver and quarterback) throughout middle school.
- Finished his three-year varsity career at Dutch Fork with 180 catches for 3,624 yards and 57 touchdowns.
- As a junior, had 71 receptions for 1,316 yards and 21 touchdowns and earned second-team all-state honors for a team that went 13-0 and a state championship.
- As a senior, led the team to another title (the program's fourth in a row) and scored 3 touchdowns, including the game-winner in overtime, in the championship game…With 66 catches for 1,361 yards and 26 touchdowns, named first-team all-state and was a finalist for South Carolina's Mr. Football…Member of the 2019 SCFCA Class 5A All-State Team and 2018 All-USA South Carolina second-team selection.
- Hyatt also participated in strength competitions in high school and was an All-American in track (sprints and relays) as a junior, setting personal bests in the 100 meters (10.46) and 200 meters (21.14)…His father (Jamie) was a professional cyclist and his mother (Enevelyn) was an all-state sprinter in high school… Recipient of the Dr. Eric W. Barton Football Scholarship and the Michael & Christy Coffey Athletic Scholarship Endowment.

MAIN TRANSACTIONS

- Originally a 3rd-round (73rd pick overall) draft choice by the Giants in 2023.

JALIN HYATT'S NFL REGULAR SEASON RUSHING/RECEIVING STATISTICS

				RECEIVING					RUSHING				
DATE	TEAM	GP	GS	NO.	YDS.	AVG.	LG	TD	NO.	YDS.	AVG.	LG	TD
2023	Giants	17	7	23	373	16.2	58	0	0	0	0.0	0	0
2024	Giants	16	3	8	62	7.8	19	0	0	0	0.0	0	0
2025	Giants	8	0	5	35	7.0	14	0	0	0	0.0	0	0
2026	Giants	1	0	0	0	0.0	0	0	0	0	0.0	0	0
NFL TOTALS		**42**	**10**	**36**	**470**	**13.1**	**58**	**0**	**0**	**0**	**0.0**	**0**	**0**

SINGLE-GAME HIGHS: RUSHING/RECEIVING

Receptions	5 vs. New England Patriots, Nov 26, 2023
Receiving Yards	109 vs. New England Patriots, Nov 26, 2023
Receiving Average	21.8 vs. New England Patriots, Nov 26, 2023
Longest Receptions	58 at Arizona Cardinals, Sep 17, 2023
All-Purpose Yards	111 vs. San Francisco 49ers, Nov 02, 2025
Kickoff Returns	4 vs. San Francisco 49ers, Nov 02, 2025
Kickoff Return Yards	111 vs. San Francisco 49ers, Nov 02, 2025
Longest Kickoff Return	33 vs. San Francisco 49ers, Nov 02, 2025
Kickoff Return Average	27.8 vs. San Francisco 49ers, Nov 02, 2025
Miscellaneous Tackles	1 vs. Dallas Cowboys, Sep 26, 2024 ...1 more at 1.
Scrimmage Yards	109 vs. New England Patriots, Nov 26, 2023

100-YARD RECEIVING GAMES (1): REGULAR SEASON

DATE	TEAM	NO.	YDS.	AVG.	LG	TD
11/26/23	PATRIOTS	5	109	21.8	41	0

2026 GAME-BY-GAME REGULAR-SEASON STATISTICS (GIANTS)

			RECEIVING					RUSHING						
DATE	OPPONENT	P/S	NO.	YDS.	AVG.	LG	TD	NO.	YDS.	AVG.	LG	TD	W/L/T	SCORE
09/13	Cowboys						PRACTICE SQUAD						W	28-20
09/21	at Rams						PRACTICE SQUAD						L	6-28
09/27	Titans						PRACTICE SQUAD						W	12-7
10/04	Cardinals						PRACTICE SQUAD						W	36-24
10/11	at Commanders						PRACTICE SQUAD						T	27-27
10/18	Saints						PRACTICE SQUAD						L	27-34
10/25	at Texans	P	0	0	0.0	0	0	0	0	0.0	0	0	W	27-21+
2026 TOTALS		**1-0**	**0**	**0**	**0.0**	**0**	**0**	**0**	**0**	**0.0**	**0**	**0**	**4-2-1**	

+ - Overtime



BOBBY JAMISON-TRAVIS

DL #97

HEIGHT: 6-4
WEIGHT: 322 lbs
COLLEGE: AUBURN
HOW ACQUIRED: D6A-'26
NFL EXP.: R
GIANTS EXP.: R

2026 SEASON HIGHLIGHTS

- Has played in two career games and made one start...Totaled 5 tackles.

COLLEGE

- Appeared in 56 games across six collegiate seasons…Spent three seasons at Auburn (2023-25) after three junior college seasons at Iowa Western (2020-22)…Logged 158 tackles, 25.5 tackles for loss, 12.5 sacks, 8 passes defensed, 5 fumble recoveries and 4 forced fumbles…Also blocked 2 field goals.
- Started all 12 games in 2025, recording 36 tackles, 2.0 tackles for loss and 2 passes defensed.
- Played in 12 games with four starts in 2024, registering 14 tackles, 2.0 tackles for loss and 1.0 sack.
- Appeared in three games in 2023 after transferring to Auburn, posting 6 tackles.
- Competed in 12 games in his final JUCO season at Iowa Western in 2022 and accumulated 45 tackles, 13.5 tackles for loss, 11.5 sacks, 2 forced fumbles and 2 fumble recoveries, along with 2 blocked field goals…Named an NJCAA first-team All-American…Helped lead the Reivers to the NJCAA national championship.
- Saw action in 11 games in 2021, producing 45 tackles, 6.5 tackles for loss, 6 passes defensed, 2.0 sacks, 1 forced fumble and 1 fumble recovery.
- Played in six games as a freshman and amassed 12 tackles, 2 fumble recoveries, 1.5 tackles for loss, 1.0 sack and 1 forced fumble.

PERSONAL

- Attended North Community High School in Minneapolis, Minn.…Played both offensive and defensive lineman…Earned all-state honors as a senior after posting 19 sacks and leading his team to the state title game.
- Grew up playing basketball before transitioning to football in junior high to follow in the footsteps of his two older brothers…Also lettered in basketball, track and wrestling.

MAIN TRANSACTIONS

- Originally a 6th-round (186th overall) draft choice by the Giants in 2026.

BOBBY JAMISON-TRAVIS' NFL REGULAR SEASON DEFENSIVE STATISTICS

				TACKLES								INTERCEPTIONS					O. FUMB				ST					MISC	
DATE	TEAM	GP	GS	TK	S	A	TFL	YDS	SK	YDS	QBH	NO	YDS	LG	TD	PD	FF	FR	TD	YDS	TK	S	A	FF	FR	S	A
2026	Giants	2	1	5	3	2	0	0	0.0	0.0	0	0	0	0	0	0	0	0	0	0	0	0	0	0	0	0	0
NFL TOTALS		**2**	**1**	**5**	**3**	**2**	**0**	**0**	**0.0**	**0.0**	**0**	**0**	**0**	**0**	**0**	**0**	**0**	**0**	**0**	**0**	**0**	**0**	**0**	**0**	**0**	**0**	**0**

SINGLE-GAME HIGHS: DEFENSIVE

Total Tackles 3 at Houston Texans, Oct 25, 2026

Solo Tackles 2 vs. New Orleans Saints, Oct 18, 2026

2026 GAME-BY-GAME REGULAR-SEASON STATISTICS (GIANTS)

			TACKLES								INTERCEPTIONS					O. FUMB				ST					MISC			
DATE	OPPONENT	P/S	TK	S	A	SK	YDS	TFL	YDS	QBH	NO	YDS	LG	TD	PD	FF	FR	TD	YDS	TK	S	A	FF	FR	S	A	W/L	SCORE
09/13	Cowboys										ON INACTIVE LIST																W	28-20
09/21	at Rams										ON INACTIVE LIST																L	6-28
09/27	Titans										ON INACTIVE LIST																W	12-7
10/04	Cardinals										ON INACTIVE LIST																W	36-24
10/11	at Commanders										ON INACTIVE LIST																T	27-27
10/18	Saints	P	2	2	0	0.0	0.0	0	0	0	0	0	0	0	0	0	0	0	0	0	0	0	0	0	0	0	L	27-34
10/25	at Texans	S	3	1	2	0.0	0.0	0	0	0	0	0	0	0	0	0	0	0	0	0	0	0	0	0	0	0	W	27-21+
2026 TOTALS		**2-1**	**5**	**3**	**2**	**0.0**	**0.0**	**0**	**0**	**0**	**0**	**0**	**0**	**0**	**0**	**0**	**0**	**0**	**0**	**0**	**0**	**0**	**0**	**0**	**0**	**0**	**4-2-1**	

+ - Overtime



THEO JOHNSON

TE #84

HEIGHT: 6-6
WEIGHT: 264 lbs
COLLEGE: PENN STATE
HOW ACQUIRED: D4-'24
NFL EXP.: 3 YEARS
GIANTS EXP.: 3 YEARS

CAREER HIGHLIGHTS

- In three seasons with the Giants, has played in a total of 34 games (26 starts) and caught 78 passes for 914 yards (11.6 avg.) and 7 touchdowns.
- Played in 15 games (15 starts) in 2025…Set new career highs in receptions (45) and receiving yards (528) and led the team with a career-high 5 receiving touchdowns.
- As a rookie in 2024, played in 12 games with 11 starts…Totaled 29 receptions for 331 yards and 1 touchdown…Johnson's 331 receiving yards were the 5th-most by a rookie tight end in franchise history…Scored his first career touchdown on a season-long 35-yard reception vs. Washington (11/3/24)…Gained a season-best 54 yards vs. the Cowboys, but suffered a foot injury that forced him to go on injured reserve for the remainder of the season.

COLLEGE

- Played in 45 games with 29 starts in four seasons at Penn State…Caught 77 passes for 938 yards (12.2-yard avg.) and 12 touchdowns.
- In 2023, started all 13 games and posted career-high totals of 34 receptions, 341 yards, and a team-high-tying 7 touchdowns, and was selected honorable mention All-Big Ten….The 7 touchdown receptions tied for 3rd in a single season among Penn State tight ends…Team captain…Voted honorable mentioned All-Big Ten honorable by the coaches and media…Won Penn State's Iron Lion Award…Earned the team's Lion's Pride Outstanding Senior Player Award along with Curtis Jacobs and Caedan Wallace…Finished tied for 3rd in the nation among tight ends, along with Tyler Warren, with 7 touchdown receptions.
- In 2022, played in 11 games with nine starts…Caught 20 passes for 328 yards and 4 touchdowns.
- In 2021, played in 13 games with 6 starts…Had 19 receptions for 213 yards and one touchdown, with a long catch of 37 yards.

OFF-THE-FIELD ACTIVITY

- Hosted members from the NYPD Military Liaison Group as well as members from the John Jay College of Criminal Justice to the Quest Diagnostics Training Center to watch practice and enjoy a day with the Giants.

PERSONAL

- Psychology major…Two-year letterman at Holy Names High School in Windsor, Ontario, Canada…Team captain as a senior…Helped the Knights win 3 conference titles…Guided Holy Names to the SWOSSAA and OFSAA titles as a junior and senior…Selected to the Under Armour All-American Game…Earned first-team all-city honors in 2018 and 2019…Was the team MVP as a junior and senior.
- Full name is Theodore Joseph Johnson…Son of Amy Johnson…Is the 3rd-oldest of six brothers (Dominic, Nathan, Levi, Michael and Keon)…Brother, Dominic, played football at the University of Buffalo.

MAIN TRANSACTIONS

- Originally a 4th-round (107th pick overall) draft choice by the Giants in 2024.

THEO JOHNSON'S NFL REGULAR SEASON RUSHING/RECEIVING STATISTICS

		RECEIVING							RUSHING				
DATE	TEAM	GP	GS	NO.	YDS.	AVG.	LG	TD	NO.	YDS.	AVG.	LG	TD
2024	Giants	12	11	29	331	11.4	35t	1	0	0	0.0	0	0
2025	Giants	15	15	45	528	11.7	42	5	0	0	0.0	0	0
2026	Giants	5	1	4	55	13.8	21	1	0	0	0.0	0	0
NFL TOTALS		**32**	**27**	**78**	**914**	**11.7**	**42**	**7**	**0**	**0**	**0.0**	**0**	**0**

THEO JOHNSON'S NFL REGULAR SEASON RETURN STATISTICS

		KICKOFF RETURNS					PUNT RETURNS					
DATE	TEAM	RET.	YDS.	AVG.	LG	TD	NO.	FC	YDS.	AVG.	LG	TD
2024	Giants	0	0	0.0	0	0	0	0	0	0.0	0	0
2025	Giants	0	0	0.0	0	0	0	0	0	0.0	0	0
2026	Giants	0	0	0.0	0	0	0	0	0	0.0	0	0
NFL TOTALS		**0**	**0**	**0.0**	**0**	**0**	**0**	**0**	**0**	**0.0**	**0**	**0**

SINGLE-GAME HIGHS: RECEIVING

Receptions	7 at Chicago Bears, Nov 09, 2025	**Receiving TDs**	2 at New Orleans Saints, Oct 05, 2025
Receiving Yards	77 at Detroit Lions, Nov 23, 2025	**All-Purpose Yards**	77 at Detroit Lions, Nov 23, 2025
Receiving Average	25.7 at Detroit Lions, Nov 23, 2025	**Most TDs**	2 at New Orleans Saints, Oct 05, 2025
Longest Receptions	42 vs. Washington Commanders, Dec 14, 2025	**Scrimmage Yards**	77 at Detroit Lions, Nov 23, 2025

2026 GAME-BY-GAME REGULAR-SEASON STATISTICS (GIANTS)

			RECEIVING					RUSHING						
DATE	OPPONENT	P/S	NO.	YDS.	AVG.	LG	TD	NO.	YDS.	AVG.	LG	TD	W/L/T	SCORE
09/13	Cowboys	P	1	9	9.0	9	0	0	0	0.0	0	0	W	28-20
09/21	at Rams	P	0	0	0.0	0	0	0	0	0.0	0	0	L	6-28
09/27	Titans	P	0	0	0.0	0	0	0	0	0.0	0	0	W	12-7
10/04	Cardinals	S	1	11	11.0	11t	1	0	0	0.0	0	0	W	36-24
10/11	at Commanders	P	2	35	17.5	21	0	0	0	0.0	0	0	T	27-27
10/18	Saints						ON INACTIVE LIST						L	27-34
10/25	at Texans						ON INACTIVE LIST						W	27-21+
2026 TOTALS		**5-1**	**4**	**55**	**13.8**	**21**	**1**	**0**	**0**	**0.0**	**0**	**0**	**4-2-1**	

+ - Overtime



CHARLIE JONES

WR #89

HEIGHT: 6-0
WEIGHT: 190 lbs
COLLEGE: PURDUE
HOW ACQUIRED: FA-'26
NFL EXP.: 4 YEARS
GIANTS EXP.: 1 YEAR

CAREER HIGHLIGHTS

- Has appeared in 37 games in his career. Played for the Cincinnati Bengals (2023-25)…Holds totals of 10 receptions for 178 yards (13.5 avg.), along with 2 rushing attempts for 13 yards (6.5 avg.)…Has returned 54 punts for 514 yards (9.2 avg.) and 1 touchdown, as well as 52 kickoffs for 1,414 yards (27.3 avg.) and 2 touchdowns in his career.
- Appeared in 14 games for the Bengals in 2025, logging 42 kickoff returns for 1,084 yards (25.8 avg.) and 1 touchdown, and 13 punt returns for 115 yards (8.8 avg).
- Saw action in eight games in 2024 for Cincinnati, posting 14 punt returns for 99 yards (7.1 avg.), 5 kick returns for 200 yards (40.0 avg.) and 1 touchdown…Also caught a 5-yard pass.
- Played in 11 games as a rookie in 2023, registering 7 receptions for 64 yards (9.1 avg.), 2 carries for 13 yards (6.5 avg.) and 23 punt returns for 248 yards (10.8 avg.) and 1 touchdown…Was placed on injured reserve on 9/29 due to a thumb injury and returned 11/16.

COLLEGE

- Spent six seasons in college, with two at Buffalo (2017-18), three at Iowa (2019-21) and one at Purdue (2022)…In 49 collegiate games, tallied 149 receptions for 2,079 yards (14.0 avg.) and 18 touchdowns, along with 11 carries for 49 yards (4.5 avg.)…Also was a decorated returner, returning 76 punts for 620 yards (8.2 avg.) and 1 touchdown, as well as 45 kickoffs for 1,002 yards (22.3 avg.) and 1 touchdown.
- At Purdue in 2022, he played in 13 games and recorded an FBS-leading 110 receptions for 1,361 yards (12.4 avg.) and 12 touchdowns, adding in 2 carries for 3 yards (1.5 avg.)…Also had 18 punt returns for 114 yards (6.3 avg.) and 5 kick returns for 78 yards (15.6 avg.)…Named a second-team AP All-American, first-team All-Big Ten member and Biletnikoff Award semifinalist after leading the FBS in receptions, ranking second in receiving yards and tying for fifth in receiving touchdowns…Set the school record for receiving yards and 100-yard receiving games (eight), while producing the third-most receptions and fourth-most receiving touchdowns…Became the only Big Ten wide receiver since 2000 to produce five games of at least 10 catches and 100 yards in a single season.
- In his final season at Iowa in 2021 he appeared in 14 games and registered 21 receptions for 323 yards (15.4 avg.) and 3 touchdowns, as well as 7 rushes for 8 yards (1.1 avg.)…Led the FBS with 37 punt returns for a Big Ten-leading 285 yards (7.7 avg.), along with 25 kick returns for 635 yards (25.4 avg.) and 1 touchdown…Was named the Big Ten Return Specialist of the Year and first-team All-Big Ten after leading the conference in punt returns, punt return yards, kick returns and kick return yards.
- Appeared in eight games in 2020 at Iowa, logging 2 rushes for 38 yards (19.0 avg.) while leading the FBS in punt returns with 21 for 221 yards (10.5 avg.) and 1 touchdown…Was named second-team All-Big Ten after leading the conference in punt returns, punt return yards and punt return average…Sat out the 2019 season due to transfer rules.
- Played in 14 games as a redshirt freshman at Buffalo in 2018, posting 18 receptions for 395 yards (21.9 avg.) and 3 touchdowns, along with 15 kick returns for 289 yards (19.3 avg.)…Redshirted as a freshman in 2017.

PERSONAL

- Was a three-year starter at Deerfield High School in Deerfield, Ill.…Earned all-conference honors as a junior and senior…Scored 14 touchdowns in high school.
- Played all three phases in high school, beginning his varsity career at defensive back.
- Has a tattoo of the number eight in roman numerals (VIII) on his left forearm to represent the number of people in his family: his two parents, five siblings and himself.

MAIN TRANSACTIONS

- Originally a 4th-round (131st pick overall) draft choice by the Cincinnati Bengals in 2023.
- Waived by the Bengals on 8/30/26.
- Signed to the New York Giants practice squad on 9/1/26.

CHARLIE JONES' NFL REGULAR SEASON RUSHING/RECEIVING STATISTICS

				RECEIVING					RUSHING				
DATE	TEAM	GP	GS	NO.	YDS.	AVG.	LG	TD	NO.	YDS.	AVG.	LG	TD
2023	Bengals	11	0	7	64	9.1	35	0	2	13	6.5	7	0
2024	Bengals	8	0	1	5	5.0	5	0	0	0	0.0	0	0
2025	Bengals	14	0	0	0	0.0	0	0	0	0	0.0	0	0
2026	Giants	4	0	2	66	33.0	49	0	0	0	0.0	0	0
NFL TOTALS		**37**	**0**	**10**	**135**	**13.5**	**49**	**0**	**2**	**13**	**6.5**	**7**	**0**

CHARLIE JONES' NFL REGULAR SEASON RETURN STATISTICS

		KICKOFF RETURNS					PUNT RETURNS					
DATE	TEAM	RET.	YDS.	AVG.	LG	TD	NO.	FC	YDS.	AVG.	LG	TD
2023	Bengals	0	0	0.0	0	0	23	11	248	10.8	81t	1
2024	Bengals	5	200	40.0	100t	1	14	5	99	7.1	23	0
2025	Bengals	42	1,084	25.8	98t	1	13	12	115	8.8	23	0
2026	Giants	14	333	23.8	36	0	12	4	133	11.1	23	0
NFL TOTALS		**61**	**1,617**	**26.5**	**100T**	**2**	**62**	**32**	**595**	**9.6**	**81T**	**1**

SINGLE-GAME HIGHS: RUSHING/RECEIVING

Rush Attempts 2 vs. Cleveland Browns, Jan 07, 2024
Rushing Yards 13 vs. Cleveland Browns, Jan 07, 2024
Longest Runs 7 vs. Cleveland Browns, Jan 07, 2024
Receptions 3 vs. Cleveland Browns, Jan 07, 2024
Receiving Yards 66 vs. New Orleans Saints, Oct 18, 2026
Receiving Average 16.3 vs. Cleveland Browns, Jan 07, 2024
Longest Receptions 49 vs. New Orleans Saints, Oct 18, 2026
All-Purpose Yards 191 vs. Chicago Bears, Nov 02, 2025
Kickoff Returns 6 at Pittsburgh Steelers, Nov 16, 2025
...1 more at 6.
Kickoff Return Yards 179 vs. Chicago Bears, Nov 02, 2025
Longest Kickoff Return 99t at Cleveland Browns, Oct 20, 2024
Fair Catches 4 at Minnesota Vikings, Sep 21, 2025
Punt Return Yards 81 vs. Baltimore Ravens, Sep 17, 2023
Longest Punt Return 81t vs. Baltimore Ravens, Sep 17, 2023
Punt Returns 4 vs. New Orleans Saints, Oct 18, 2026
...4 more at 4.
Punt Return TDs 1 vs. Baltimore Ravens, Sep 17, 2023
Punt Return Average 13.0 at Washington Commanders, Oct 11, 2026
Kickoff Return Average 44.8 vs. Chicago Bears, Nov 02, 2025
Most TDs 1 vs. Baltimore Ravens, Sep 17, 2023
Scrimmage Yards 66 vs. New Orleans Saints, Oct 18, 2026

2026 GAME-BY-GAME REGULAR-SEASON STATISTICS (GIANTS)

			RECEIVING					RUSHING						
DATE	OPPONENT	P/S	NO.	YDS.	AVG.	LG	TD	NO.	YDS.	AVG.	LG	TD	W/L/T	SCORE
09/13	Cowboys						PRACTICE SQUAD						W	28-20
09/21	at Rams						PRACTICE SQUAD						L	6-28
09/27	Titans						PRACTICE SQUAD						W	12-7
10/04	Cardinals	P	0	0	0.0	0	0	0	0	0.0	0	0	W	36-24
10/11	at Commanders	P	0	0	0.0	0	0	0	0	0.0	0	0	T	27-27
10/18	Saints	P	2	66	33.0	49	0	0	0	0.0	0	0	L	27-34
10/25	at Texans	P	0	0	0.0	0	0	0	0	0.0	0	0	W	27-21+
2026 TOTALS		**4-0**	**2**	**66**	**33.0**	**49**	**0**	**0**	**0**	**0.0**	**0**	**0**	**4-2-1**	

+ - Overtime

2026 GAME-BY-GAME REGULAR-SEASON STATISTICS (GIANTS)

			KICKOFF RETURNS					PUNT RETURNS							
DATE	OPPONENT	P/S	RET	YDS	AVG	LG	TD	NO	FC	YDS	AVG	LG	TD	W/L	SCORE
09/13	Cowboys						PRACTICE SQUAD							W	28-20
09/21	at Rams						PRACTICE SQUAD							L	6-28
09/27	Titans						PRACTICE SQUAD							W	12-7
10/04	Cardinals	P	3	69	23.0	26	0	2	1	29	14.5	23	0	W	36-24
10/11	at Commanders	P	5	130	26.0	36	0	4	1	52	13.0	16	0	T	27-27
10/18	Saints	P	3	67	22.3	26	0	4	2	33	8.3	10	0	L	27-34
10/25	at Texans	P	3	67	22.3	25	0	2	0	19	9.5	10	0	W	27-21+
2026 TOTALS		**4-0**	**14**	**333**	**23.8**	**36**	**0**	**12**	**4**	**133**	**11.1**	**23**	**0**	**4-2**	

+ - Overtime



NIC JONES

CB #31

HEIGHT: 6-0
WEIGHT: 189 lbs
COLLEGE: BALL STATE
HOW ACQUIRED: FA-'25
NFL EXP.: 3 YEARS
GIANTS EXP.: 2 YEARS

CAREER HIGHLIGHTS

- Has played in 29 games for Kansas City (2023-24) and the New York Giants (2025-26)...Career totals include 7 tackles, 1 quarterback hit, 1 tackle for loss, 1 pass defensed and 11 tackles on special teams...Added 2 special teams tackles in four postseason games with Kansas City.
- Appeared in 13 games for the Giants in 2025...Tallied 2 tackles and 1 pass defensed...Also logged 6 special teams tackles.
- In 2024, played in one game and didn't record any stats…Spent the rest of the season as a member of the Chiefs practice squad.
- As a rookie in 2023, played in nine games and totaled 3 tackles, 1 quarterback hit, 1 tackle for loss and 1 tackle on special teams…Primarily held a role on special teams, playing 111 snaps (26.12% of special teams snaps)...Also recorded 2 special teams tackles in four postseason games.

COLLEGE

- Spent four seasons at Ball State (2019-22)…Played in 37 games and recorded 64 tackles, 22 pass breakups, 3 interceptions and 1 tackle for loss.
- Named a team captain in 2022 and played in 11 games his senior year at Ball State and finished with 23 tackles, 14 pass breakups and 2 interceptions…Named second-team All-MAC.

PERSONAL

- A native of Detroit, Michigan…Son of William Jones and Natelege Sims…Has seven other siblings…Five brothers and two sisters…Is the second youngest of the group.

MAIN TRANSACTIONS

- Originally a 7th-round (250th pick overall) draft choice by the Kansas City Chiefs in 2023.
- Waived by the Kansas City Chiefs on 8/28/30 and signed to the practice squad on 8/30/24.
- Signed by the New York Giants on 2/14/25.

NIC JONES' NFL REGULAR SEASON DEFENSIVE STATISTICS

			TACKLES								INTERCEPTIONS					O. FUMB				ST					MISC	
DATE	TEAM	GP	GS	TK	S	A	TFL	YDS	SK	YDS	QBH	NO	YDS	LG	TD	PD	FF	FR	TD	YDS	TK	S	A	FF	FR	S	A
2023	Chiefs	9	0	3	3	0	1	4	0.0	0.0	1	0	0	0	0	0	0	0	0	0	1	1	0	0	0	0	0
2024	Chiefs	1	0	0	0	0	0	0	0.0	0.0	0	0	0	0	0	0	0	0	0	0	0	0	0	0	0	0	0
2025	Giants	13	0	2	1	1	0	0	0.0	0.0	0	0	0	0	0	1	0	0	0	0	6	2	4	0	0	0	0
2026	Giants	6	0	2	2	0	0	0	0.0	0.0	0	0	0	0	0	0	0	0	0	0	4	1	3	0	0	0	0
NFL TOTALS		**29**	**0**	**7**	**6**	**1**	**1**	**4**	**0.0**	**0.0**	**1**	**0**	**0**	**0**	**0**	**1**	**0**	**0**	**0**	**0**	**11**	**4**	**7**	**0**	**0**	**0**	**0**

NIC JONES' NFL POSTSEASON DEFENSIVE STATISTICS

			TACKLES								INTERCEPTIONS					O. FUMB				ST					MISC	
DATE	TEAM	GP	GS	TK	S	A	TFL	YDS	SK	YDS	QBH	NO	YDS	LG	TD	PD	FF	FR	TD	YDS	TK	S	A	FF	FR	S	A
2023	Chiefs	4	0	0	0	0	0	0	0.0	0.0	0	0	0	0	0	0	0	0	0	0	2	1	1	0	0	0	0
2024	Chiefs	0	0	0	0	0	0	0	0.0	0.0	0	0	0	0	0	0	0	0	0	0	0	0	0	0	0	0	0
NFL TOTALS		**4**	**0**	**0**	**0**	**0**	**0**	**0**	**0.0**	**0.0**	**0**	**0**	**0**	**0**	**0**	**0**	**0**	**0**	**0**	**0**	**2**	**1**	**1**	**0**	**0**	**0**	**0**

SINGLE-GAME HIGHS: DEFENSIVE

Total Tackles	3 at Los Angeles Chargers, Jan 07, 2024	**Tackles For Loss**	1 at Los Angeles Chargers, Jan 07, 2024
Solo Tackles	3 at Los Angeles Chargers, Jan 07, 2024	**Special Teams Tackles**	3 vs. Philadelphia Eagles, Oct 09, 2025

2026 GAME-BY-GAME REGULAR-SEASON STATISTICS (GIANTS)

			TACKLES								INTERCEPTIONS					O. FUMB				ST					MISC			
DATE	OPPONENT	P/S	TK	S	A	SK	YDS	TFL	YDS	QBH	NO	YDS	LG	TD	PD	FF	FR	TD	YDS	TK	S	A	FF	FR	S	A	W/L	SCORE
09/13	Cowboys		ON INACTIVE LIST																								W	28-20
09/21	at Rams	P	1	1	0	0.0	0.0	0	0	0	0	0	0	0	0	0	0	0	0	1	0	1	0	0	0	0	L	6-28
09/27	Titans	P	0	0	0	0.0	0.0	0	0	0	0	0	0	0	0	0	0	0	0	0	0	0	0	0	0	0	W	12-7
10/04	Cardinals	P	0	0	0	0.0	0.0	0	0	0	0	0	0	0	0	0	0	0	0	1	0	1	0	0	0	0	W	36-24
10/11	at Commanders	P	0	0	0	0.0	0.0	0	0	0	0	0	0	0	0	0	0	0	0	0	0	0	0	0	0	0	T	27-27
10/18	Saints	P	1	1	0	0.0	0.0	0	0	0	0	0	0	0	0	0	0	0	0	1	0	1	0	0	0	0	L	27-34
10/25	at Texans	P	0	0	0	0.0	0.0	0	0	0	0	0	0	0	0	0	0	0	0	1	1	0	0	0	0	0	W	27-21+
2026 TOTALS		**6-0**	**2**	**2**	**0**	**0.0**	**0.0**	**0**	**0**	**0**	**0**	**0**	**0**	**0**	**0**	**0**	**0**	**0**	**0**	**4**	**1**	**3**	**0**	**0**	**0**	**0**	**4-2-1**	

+ - Overtime



JACK KELLY

ILB #51

HEIGHT: 6-2
WEIGHT: 242 lbs
COLLEGE: BYU
HOW ACQUIRED: D6C-'26
NFL EXP.: R
GIANTS EXP.: R

CAREER HIGHLIGHTS

- Has appeared in seven career games, posting 2 special teams tackles.

COLLEGE

- Appeared in 53 games with 47 starts in five collegiate seasons…Spent two seasons at BYU (2024-25) after three seasons at Weber State (2021-23)…Accumulated 190 tackles, 43.5 tackles for loss, 31.5 sacks, 10 passes defensed, 9 forced fumbles, 3 fumble recoveries and 2 interceptions…Set the BYU single-season record for QB hurries (14) since 2000…Finished his Weber State career with the eighth-most career sacks (16.5) and ninth-most forced fumbles (5) in school history.
- Started all 12 games for the Cougars in 2025 and logged 55 tackles, 13.5 tackles for loss, 10.0 sacks, 2 forced fumbles and 1 pass defensed…Named first-team All-Big 12…Led the team in tackles for loss and sacks, while ranking third in the Big 12 in sacks.
- Was a starter for all 13 games upon transferring to BYU in 2024, posting 51 tackles, 10.0 tackles for loss, 5.0 sacks, 2 forced fumbles, 1 fumble recovery, 1 interception and 1 pass defensed…Led the team in sacks and forced fumbles, and was tied for ninth in the Big 12 in tackles for loss…Had 14 QB hurries on the season, setting the team record since 2000.
- Started 11 games in his final season at Weber State in 2023, recording 56 tackles, 12.0 tackles for loss, 10.5 sacks, 5 passes defensed, 4 forced fumbles, 2 fumble recoveries and 1 interception…Named first-team All-Big Sky…Led the Big Sky and was fourth in the FCS in sacks…Led the Big Sky in forced fumbles, tying for fifth in the FCS and tying for the fifth-most in a single season in school history.
- Appeared in all 13 games (11 starts) in 2022, producing 27 tackles, 8.0 tackles for loss, 6.0 sacks, 1 forced fumble and 1 pass defensed…Ranked fifth in the Big Sky in sacks.
- Saw action in four games in 2021, registering 1 tackle.

PERSONAL

- Attended Kearns High School in Kearns, Utah, where he started out as a receiver before transitioning to tight end…Began playing linebacker as a junior…Helped his team to a regional title in 2019…Logged 44 tackles, 3.5 sacks, 3 forced fumbles and 2 interceptions, along with 18 catches for 515 yards (28.6 avg.) and 5 touchdowns as a senior, earning him second-team all-state honors.
- His father introduced him to BMX at the age of three, and he won his first BMX national ship at age five…Raced throughout middle school and won the 2017 USA BMX Grand National in the 14U division…Also raced in high school but switched his focus to football.
- Was also a standout track athlete, winning multiple regional titles.
- Parents are Mark and Melissa…Has an older sister, Grace.

MAIN TRANSACTIONS

- Originally a 6th-round (193rd overall) draft choice by the Giants in 2026.

JACK KELLY'S NFL REGULAR SEASON DEFENSIVE STATISTICS

				TACKLES								INTERCEPTIONS					O. FUMB				ST					MISC	
DATE	TEAM	GP	GS	TK	S	A	TFL	YDS	SK	YDS	QBH	NO	YDS	LG	TD	PD	FF	FR	TD	YDS	TK	S	A	FF	FR	S	A
2026	Giants	7	0	0	0	0	0	0	0.0	0.0	0	0	0	0	0	0	0	0	0	0	2	2	0	0	0	0	0
NFL TOTALS		**7**	**0**	**0**	**0**	**0**	**0**	**0**	**0.0**	**0.0**	**0**	**0**	**0**	**0**	**0**	**0**	**0**	**0**	**0**	**0**	**2**	**2**	**0**	**0**	**0**	**0**	**0**

2026 GAME-BY-GAME REGULAR-SEASON STATISTICS (GIANTS)

			TACKLES								INTERCEPTIONS					O. FUMB				ST					MISC			
DATE	OPPONENT	P/S	TK	S	A	SK	YDS	TFL	YDS	QBH	NO	YDS	LG	TD	PD	FF	FR	TD	YDS	TK	S	A	FF	FR	S	A	W/L	SCORE
09/13	Cowboys	P	0	0	0	0.0	0.0	0	0	0	0	0	0	0	0	0	0	0	0	0	0	0	0	0	0	0	W	28-20
09/21	at Rams	P	0	0	0	0.0	0.0	0	0	0	0	0	0	0	0	0	0	0	0	0	0	0	0	0	0	0	L	6-28
09/27	Titans	P	0	0	0	0.0	0.0	0	0	0	0	0	0	0	0	0	0	0	0	0	0	0	0	0	0	0	W	12-7
10/04	Cardinals	P	0	0	0	0.0	0.0	0	0	0	0	0	0	0	0	0	0	0	0	1	1	0	0	0	0	0	W	36-24
10/11	at Commanders	P	0	0	0	0.0	0.0	0	0	0	0	0	0	0	0	0	0	0	0	0	0	0	0	0	0	0	T	27-27
10/18	Saints	P	0	0	0	0.0	0.0	0	0	0	0	0	0	0	0	0	0	0	0	1	1	0	0	0	0	0	L	27-34
10/25	at Texans	P	0	0	0	0.0	0.0	0	0	0	0	0	0	0	0	0	0	0	0	0	0	0	0	0	0	0	W	27-21+
2026 TOTALS		**7-0**	**0**	**0**	**0**	**0.0**	**0.0**	**0**	**0**	**0**	**0**	**0**	**0**	**0**	**0**	**0**	**0**	**0**	**0**	**2**	**2**	**0**	**0**	**0**	**0**	**0**	**4-2-1**	

+ - Overtime



RAHEEM LAYNE

S #43

HEIGHT: 5-11
WEIGHT: 192 lbs
COLLEGE: INDIANA
HOW ACQUIRED: FA-'24
NFL EXP.: 3 YEARS
GIANTS EXP.: 1 YEAR

CAREER HIGHLIGHTS

- Has played in 17 games with three starts for the Los Angeles Chargers (2022-23) and New York Giants (2024-26)…Also appeared in one postseason game with the Chargers…Has totaled 17 tackles (13 solo), 1 tackle for loss and 3 special teams tackles.
- Saw action in three games for the Giants in 2025...Recorded 8 tackles, 1 tackle for loss and 1 tackle on special teams.
- In 2024, played in two games for the Giants…Spent the majority of the season on the practice squad…Totaled 3 solo tackles.
- In 2023, played in five games with one start…Tallied 5 tackles (3 solo)…Made his first career start in Week 4 vs. Las Vegas (10/1/23).
- As a rookie in 2022, played in six games, primarily on special teams…Totaled one solo tackle and one solo special teams tackle…Played 80 special teams snaps.

COLLEGE

- Played in 50 games with 25 starts in five seasons at Indiana…Missed the 2020 season due to injury…Moved from cornerback to safety prior to the 2021 season…Totaled 147 tackles (114 solo), 3.5 tackles for loss, 7 passes defensed, 1 interception, 2 forced fumbles and 1 fumble recovery.
- As a senior in 2021, started all 12 games at safety…Finished 2nd on the team with 65 tackles and added 1 tackle for loss, 1 pass defensed, 1 interception and 1 forced fumble.
- As junior in 2019, played in all 13 games with five starts…Posted 30 tackles (28 solo), 2 tackles for loss and 3 passes defensed.
- As a sophomore in 2018, played in all 12 games with seven starts…Made 39 tackles (31 solo) and had 0.5 tackles for loss, 3 passes defensed, 1 forced fumble and 1 fumble recovery.

OFF-THE-FIELD ACTIVITY

- Helped kick off the Shore Conference high school girl's flag football jamboree, where more than 650 athletes from 23 teams were in attendance...Helped kick off the Section 2 girls flag football season with 300 girls and 16 teams in attendance...Helped run drills at MetLife Stadium to kickoff Section 1 in New York State's 100 students participating in the first season of unified flag football...Attended the Boys & Girls Club of Hudson County to help give away turkeys to families in the local community...Partnered with the American Heart Association to encourage students to be active for 60 minutes a day while creating healthy habits and presented the school with a $1,500 equipment grant at Westwood Regional Middle School in Westwood, N.J....Attended the Bleshman School's Jumpathon event to help raise funds for the American Heart Association...Hosted members from the NYPD Military Liaison Group as well as members from the John Jay College of Criminal Justice to the Quest Diagnostics Training Center to watch practice and enjoy a day with the Giants.

PERSONAL

- Native of Sebastian, Fla.…Played cornerback at Sebastian River High School…Was a 2016 First-Team All-Area selection…Made 56 tackles with 2 interceptions and 3 forced fumbles…Led the team to the program's first playoff win and the most victories (11) in school history…Three-year letterwinner.
- Mother is Paulette McKenzie…Graduated from Indiana with a SPEA Management degree in Dec. 2020.

MAIN TRANSACTIONS

- Originally signed as a rookie free agent by the Los Angeles Chargers on 5/16/22.
- Released by the Chargers on 8/30/22 and signed to their practice squad on 8/31/22.
- Signed as a free agent by the New York Giants on 8/14/24.
- Waived by the Giants on 8/27/24 and signed to their practice squad on 8/29/24.

RAHEEM LAYNE'S NFL REGULAR SEASON DEFENSIVE STATISTICS

				TACKLES								INTERCEPTIONS					O. FUMB				ST					MISC	
DATE	TEAM	GP	GS	TK	S	A	TFL	YDS	SK	YDS	QBH	NO	YDS	LG	TD	PD	FF	FR	TD	YDS	TK	S	A	FF	FR	S	A
2022	Chargers	6	0	1	1	0	0	0	0.0	0.0	0	0	0	0	0	0	0	0	0	0	1	1	0	0	0	0	0
2023	Chargers	5	1	5	3	2	0	0	0.0	0.0	0	0	0	0	0	0	0	0	0	0	0	0	0	0	0	0	0
2024	Giants	2	0	3	3	0	0	0	0.0	0.0	0	0	0	0	0	0	0	0	0	0	0	0	0	0	0	0	0
2025	Giants	3	2	8	6	2	1	3	0.0	0.0	0	0	0	0	0	0	0	0	0	0	1	1	0	0	0	0	0
2026	Giants	1	0	0	0	0	0	0	0.0	0.0	0	0	0	0	0	0	0	0	0	0	1	0	1	0	0	0	0
NFL TOTALS		17	3	17	13	4	1	3	0.0	0.0	0	0	0	0	0	0	0	0	0	0	3	2	1	0	0	0	0

RAHEEM LAYNE'S NFL POSTSEASON DEFENSIVE STATISTICS

				TACKLES								INTERCEPTIONS					O. FUMB				ST					MISC	
DATE	TEAM	GP	GS	TK	S	A	TFL	YDS	SK	YDS	QBH	NO	YDS	LG	TD	PD	FF	FR	TD	YDS	TK	S	A	FF	FR	S	A
2022	Chargers	1	0	0	0	0	0	0	0.0	0.0	0	0	0	0	0	0	0	0	0	0	0	0	0	0	0	0	0
NFL TOTALS		**1**	**0**	**0**	**0**	**0**	**0**	**0**	**0.0**	**0.0**	**0**	**0**	**0**	**0**	**0**	**0**	**0**	**0**	**0**	**0**	**0**	**0**	**0**	**0**	**0**	**0**	**0**

SINGLE-GAME HIGHS: DEFENSIVE

Total Tackles 4 at Las Vegas Raiders, Dec 28, 2025
Solo Tackles 3 vs. Dallas Cowboys, Jan 04, 2026
...1 more at 3.

Tackles For Loss 1 vs. Dallas Cowboys, Jan 04, 2026
Special Teams Tackles 1 vs. Dallas Cowboys, Jan 04, 2026
...1 more at 1.

2026 GAME-BY-GAME REGULAR-SEASON STATISTICS (GIANTS)

			TACKLES								INTERCEPTIONS					O. FUMB				ST					MISC			
DATE	OPPONENT	P/S	TK	S	A	SK	YDS	TFL	YDS	QBH	NO	YDS	LG	TD	PD	FF	FR	TD	YDS	TK	S	A	FF	FR	S	A	W/L	SCORE
09/13	Cowboys											PRACTICE SQUAD															W	28-20
09/21	at Rams											PRACTICE SQUAD															L	6-28
09/27	Titans											PRACTICE SQUAD															W	12-7
10/04	Cardinals											PRACTICE SQUAD															W	36-24
10/11	at Commanders											PRACTICE SQUAD															T	27-27
10/18	Saints											PRACTICE SQUAD															L	27-34
10/25	at Texans	P	0	0	0	0.0	0.0	0	0	0	0	0	0	0	0	0	0	0	0	1	0	1	0	0	0	0	W	27-21+
2026 TOTALS		**1-0**	**0**	**0**	**0**	**0.0**	**0.0**	**0**	**0**	**0**	**0**	**0**	**0**	**0**	**0**	**0**	**0**	**0**	**0**	**1**	**0**	**1**	**0**	**0**	**0**	**0**	**4-2-1**	

+ - Overtime



ISAIAH LIKELY

TE #9

HEIGHT: 6-4
WEIGHT: 245 lbs
COLLEGE: COASTAL CAROLINA
HOW ACQUIRED: FA-'26
NFL EXP.: 5 YEARS
GIANTS EXP.: 1 YEAR

2026 SEASON HIGHLIGHTS

Hauled in 6 catches for 99 yards and 1 touchdown vs. the Saints in Week 6...Also scored on a 2-point conversion.

Caught a career-high 11 passes for 94 yards and a career-high-tying 2 touchdowns at Washington in Week 5.

- In Week 1 against Dallas, hauled in 8 passes for 78 yards and a career-high-tying 2 touchdown receptions.
- His 2 touchdown receptions tied WR Bobby Johnson (1984), WR Don Herrmann (1969) and WR Bill Swiacki (1948) for the most by a Giant in their team debut. He became the first tight end to catch 2 touchdown passes in his first game as a Giant.

CAREER HIGHLIGHTS

- Entering his fifth season in the NFL…Spent the previous four (2022-25) with head coach John Harbaugh at the Baltimore Ravens…In 70 games played (25 starts), has recorded 176 catches for 1,963 yards and 20 touchdowns…Played in five postseason games and caught 11 passes for 176 yards and 2 touchdowns.
- In 2025, played in 14 games and made six starts…Totaled 27 catches for 307 yards and 1 touchdown…Missed three games with a foot injury.
- Played in 16 games and made nine starts in 2024…Set career highs with 42 receptions for 477 yards and 6 touchdowns…Was a part of a tight end group that produced a league-leading 18 receiving touchdowns…Appeared in two postseason games and caught 7 passes for 126 yards and 1 touchdown.
- Saw action in all 17 games in 2023 and started eight games…Caught 30 passes for 411 yards and 5 touchdowns…Played in two playoff games (one start) and caught 4 passes for 50 yards and 1 touchdown.
- As a rookie in 2022, played in 16 games with two starts…Recorded 36 receptions for 373 yards and 3 touchdowns…His 3 touchdown catches were tied for the most among rookie tight ends in 2022…Caught 8 passes for 103 yards at Cincinnati (1/8/23), both setting a rookie franchise record for tight ends.

COLLEGE

- Played four seasons at Coastal Carolina (2018-21) and caught 133 passes for 2,050 yards and 27 touchdowns…Averaged 15.4 yards per reception…His 27 receiving touchdowns are the second-most in school history.
- Named a second-team All-American and first-team All-Sun Belt following his 2021 season…Posted 59 receptions for 912 yards and 12 touchdowns…His 12 receiving scores led the Sun Belt and ranked eighth nationally…They were also the second-most by a tight end in all of FBS…Set a school record with 4 touchdown catches at Arkansas State (10/7/21)…Caught a 99-yard touchdown against Arkansas State, the longest completion in school history.
- Played in 11 games in 2020 and totaled 30 receptions for 601 yards (20.0 avg.) and 5 touchdowns…His 601 receiving yards led all tight ends in the Sun Belt…His 20.0 average ranked first in the Sun Belt and 10th nationally.
- Caught 32 passes for 431 yards and 5 touchdowns across 12 games in 2019.
- As a freshman in 2018, played in 12 games and totaled 12 catches for 106 yards and 5 touchdowns.

PERSONAL

- Graduated with a degree in recreation and sport management from Coastal Carolina.
- Started playing football at four years old…Picked up basketball in the fourth grade.
- A native of Everett, Mass…Helped lead Everett High School to 19 consecutive wins and back-to-back state championships.

MAIN TRANSACTIONS

- Originally a 4th-round (139th pick overall) draft choice by the Baltimore Ravens in 2022.
- Signed a three-year contract as a free agent by the New York Giants on 3/13/26.

ISAIAH LIKELY'S NFL REGULAR SEASON RUSHING/RECEIVING STATISTICS

				RECEIVING					RUSHING				
DATE	TEAM	GP	GS	NO.	YDS.	AVG.	LG	TD	NO.	YDS.	AVG.	LG	TD
2022	Ravens	16	2	36	373	10.4	34	3	0	0	0.0	0	0
2023	Ravens	17	8	30	411	13.7	54t	5	0	0	0.0	0	0
2024	Ravens	16	9	42	477	11.4	49t	6	0	0	0.0	0	0
2025	Ravens	14	6	27	307	11.4	43	1	0	0	0.0	0	0
2026	Giants	7	7	41	395	9.6	34	5	0	0	0.0	0	0
NFL TOTALS		**70**	**32**	**176**	**1,963**	**11.2**	**54T**	**20**	**0**	**0**	**0.0**	**0**	**0**

ISAIAH LIKELY'S NFL POSTSEASON RUSHING/RECEIVING STATISTICS

				RECEIVING					RUSHING				
DATE	TEAM	GP	GS	NO.	YDS.	AVG.	LG	TD	NO.	YDS.	AVG.	LG	TD
2022	Ravens	1	0	0	0	0.0	0	0	0	0	0.0	0	0
2023	Ravens	2	1	4	50	12.5	19	1	0	0	0.0	0	0
2024	Ravens	2	0	7	126	18.0	39	1	0	0	0.0	0	0
NFL TOTALS		**5**	**1**	**11**	**176**	**16.0**	**39**	**2**	**0**	**0**	**0.0**	**0**	**0**

SINGLE-GAME HIGHS: RECEIVING

Receptions 11 at Washington Commanders, Oct 11, 2026
Receiving Yards 111 at Kansas City Chiefs, Sep 05, 2024
Receiving Average 20.0 at Miami Dolphins, Oct 30, 2025
Longest Receptions 54t vs. Los Angeles Rams, Dec 10, 2023
Receiving TDs 2 at Washington Commanders, Oct 11, 2026
...3 more at 2.
All-Purpose Yards 111 at Kansas City Chiefs, Sep 05, 2024
Special Teams Tackles 1 vs. Cincinnati Bengals, Nov 16, 2023
...1 more at 1.
Most TDs 2 at Washington Commanders, Oct 11, 2026
...3 more at 2.
Miscellaneous Tackles 1 at Cincinnati Bengals, Jan 08, 2023
Scrimmage Yards 111 at Kansas City Chiefs, Sep 05, 2024

SINGLE-GAME HIGHS - POSTSEASON: RECEIVING

Receptions 4 at Buffalo Bills, Jan 19, 2025
Receiving Yards 73 at Buffalo Bills, Jan 19, 2025
Receiving Average 18.3 at Buffalo Bills, Jan 19, 2025
Longest Receptions 39 at Buffalo Bills, Jan 19, 2025
Receiving TDs 1 at Buffalo Bills, Jan 19, 2025
...1 more at 1.
All-Purpose Yards 73 at Buffalo Bills, Jan 19, 2025
Most TDs 1 at Buffalo Bills, Jan 19, 2025
...1 more at 1.
Scrimmage Yards 73 at Buffalo Bills, Jan 19, 2025

100-YARD RECEIVING GAMES (2): REGULAR SEASON

DATE	TEAM	NO.	YDS.	AVG.	LG	TD
01/08/23	at Bengals	8	103	12.9	28	0
09/05/24	at Chiefs	9	111	12.3	49t	1

2026 GAME-BY-GAME REGULAR-SEASON STATISTICS (GIANTS)

			RECEIVING					RUSHING						
DATE	OPPONENT	P/S	NO.	YDS.	AVG.	LG	TD	NO.	YDS.	AVG.	LG	TD	W/L/T	SCORE
09/13	Cowboys	S	8	78	9.8	19	2	0	0	0.0	0	0	W	28-20
09/21	at Rams	S	5	33	6.6	13	0	0	0	0.0	0	0	L	6-28
09/27	Titans	S	2	13	6.5	10	0	0	0	0.0	0	0	W	12-7
10/04	Cardinals	S	7	66	9.4	34	0	0	0	0.0	0	0	W	36-24
10/11	at Commanders	S	11	94	8.5	17t	2	0	0	0.0	0	0	T	27-27
10/18	Saints	S	6	99	16.5	24t	1	0	0	0.0	0	0	L	27-34
10/25	at Texans	S	2	12	6.0	8	0	0	0	0.0	0	0	W	27-21+
2026 TOTALS		**7-7**	**41**	**395**	**9.6**	**34**	**5**	**0**	**0**	**0.0**	**0**	**0**	**4-2-1**	

+ - Overtime



DEAN LOWRY

DL #75

HEIGHT: 6-6
WEIGHT: 296 lbs
COLLEGE: NORTHWESTERN
HOW ACQUIRED: FA-'26
NFL EXP.: 11 YEARS
GIANTS EXP.: 1 YEAR

CAREER HIGHLIGHTS

- Has appeared in 132 games (85 starts) for the Green Bay Packers (2016-22), Minnesota Vikings (2023) and Pittsburgh Steelers (2024-25)…Has accumulated 271 tackles, 23 tackles for loss, 18 passes defensed, 16.5 sacks, 5 fumble recoveries, 1 forced fumble and 1 interception in his career…Lowry has played in eight postseason games as a pro with five starts, posting 15 tackles and 1 pass defensed.
- Spent 2025 on injured reserve for the Steelers…Played in 12 games (one start) in 2024 for Pittsburgh, logging 5 tackles and 1 pass defensed.
- Appeared in nine games with four starts for the Vikings in 2023 before being placed on season-ending injured reserve on 11/20/23, recording 14 tackles, 1 fumble recovery and 1 pass defensed.
- In 2022, started 12-of-15 games played for the Packers and registered 43 tackles, 1 tackle for loss, 1 pass defensed and a half-sack…Was placed on injured reserve on 12/27/22, ending his season.
- Started all 17 games for the Packers in 2021, tallying 42 tackles, 5 tackles for loss, 5.0 sacks, 4 passes defensed and 1 fumble recovery…Also started Green Bay's Divisional Round game vs. San Francisco (1/22/22), logging 4 tackles and 1 pass defensed.
- Started all 16 games in 2020, recording 36 tackles, 3.0 sacks, 2 tackles for loss and 2 passes defensed…Started both of the team's postseason games, registering 7 tackles.
- In 2019, started all 16 games and logged 47 tackles, 3 passes defensed, 2 tackles for loss, 1 fumble recovery and 1 interception…Started two postseason games, posting 3 tackles.
- Saw action in all 16 games (eight starts) in 2018, accumulating 44 tackles, 5 tackles for loss, 3.0 sacks, 3 passes defensed, 1 forced fumble and 1 fumble recovery.
- Played in all 16 games with 11 starts in 2017, posting 32 tackles, 5 tackles for loss, 2.0 sacks, 2 passes defensed and 1 fumble recovery.
- As a rookie in 2016, played in 15 games and totaled 8 tackles, 3 tackles for loss, 2.0 sacks and 1 pass defensed…Also appeared in all three of the team's postseason games and made 1 tackle.

COLLEGE

- Played five seasons at Toledo and appeared in 57 games…Totaled 127 tackles, 22 tackles for loss, 13 passes defensed, 9.0 sacks, 1 fumble recovery and 1 interception that was returned for a touchdown.
- Spent four seasons at Northwestern (2012-15) and appeared in 49 games…Totaled 139 tackles, 31.5 tackles for loss, 18 passes defensed, 12.5 sacks, 3 forced fumbles, 3 interceptions, including 1 INT-TD, and 2 fumble recoveries.
- Appeared in 13 games in 2015, logging 52 tackles, 13.5 tackles for loss, 5 passes defensed, 3.0 sacks, 1 fumble recovery and 1 interception…Was a consensus third-team All-Big Ten selection…Set a single-game school record with 6.0 tackles for loss at Nebraska (10/24/15).
- In 2014, played in 12 games and recorded 41 tackles, 8.0 tackles for loss, 8 passes defensed, 4.0 sacks and 1 forced fumble.
- Played in 11 games in 2013…Registered 32 tackles, 7.0 tackles for loss, 4.5 sacks, 3 passes defensed, 2 forced fumbles, 2 interceptions, including an INT-TD, and 1 fumble recovery.
- Saw action in 13 games as a freshman in 2012, totaling 14 tackles, 3.0 tackles for loss, 1.0 sack and 1 pass defensed.

PERSONAL

- Attended Boylan Catholic High School in Rockford, Ill., where he was a part of two undefeated teams and was named a SuperPrep All-Midwest honoree and an All-State selection by both the Chicago Tribune and Champaign-News Gazette…Collected 65 tackles, 21.0 tackles for loss and 10.0 sacks as a senior.
- Also lettered in baseball as a freshman and played basketball for one year.
- Son of Margaret and John Lowry.

MAIN TRANSACTIONS

- Originally a 4th-round (137th overall) draft choice by the Green Bay Packers in 2016.
- Signed by the Minnesota Vikings on 3/17/23.
- Released by the Vikings on 3/12/24.
- Signed by the Pittsburgh Steelers on 4/1/24.
- Released by the Steelers on 8/30/26.
- Signed to the New York Giants practice squad on 10/27/26.

DEAN LOWRY'S NFL REGULAR SEASON DEFENSIVE STATISTICS

				TACKLES								INTERCEPTIONS					O. FUMB				ST					MISC	
DATE	TEAM	GP	GS	TK	S	A	TFL	YDS	SK	YDS	QBH	NO	YDS	LG	TD	PD	FF	FR	TD	YDS	TK	S	A	FF	FR	S	A
2016	Packers	15	0	8	6	2	3	20	2.0	19.0	2	0	0	0	0	1	0	0	0	0	0	0	0	0	0	0	0
2017	Packers	16	11	32	18	14	5	28	2.0	21.0	5	0	0	0	0	2	0	1	1	62	0	0	0	0	0	0	0
2018	Packers	16	8	44	31	13	5	27	3.0	23.0	5	0	0	0	0	3	1	1	0	0	0	0	0	0	0	0	0
2019	Packers	16	16	47	23	24	2	2	0.0	0.0	2	1	7	7	0	3	0	1	0	0	0	0	0	0	0	0	0
2020	Packers	16	16	36	14	22	2	19	3.0	19.0	4	0	0	0	0	2	0	0	0	0	0	0	0	0	0	0	0
2021	Packers	17	17	42	24	18	5	40	5.0	42.0	9	0	0	0	0	4	0	1	0	0	0	0	0	0	0	0	0
2022	Packers	15	12	43	23	20	1	2	0.5	3.0	5	0	0	0	0	1	0	0	0	0	0	0	0	0	0	0	0
2023	Vikings	9	4	14	4	10	0	0	0.0	0.0	0	0	0	0	0	1	0	1	0	0	0	0	0	0	0	0	0
2024	Steelers	12	1	5	1	4	0	0	1.0	0.0	1	0	0	0	0	1	0	0	0	0	0	0	0	0	0	0	0
2025	Steelers	0	0	0	0	0	0	0	0.0	0.0	0	0	0	0	0	0	0	0	0	0	0	0	0	0	0	0	0
2026	Steelers	0	0	0	0	0	0	0	0.0	0.0	0	0	0	0	0	0	0	0	0	0	0	0	0	0	0	0	0
NFL TOTALS		**132**	**85**	**271**	**144**	**127**	**23**	**138**	**16.5**	**127.0**	**33**	**1**	**7**	**7**	**0**	**18**	**1**	**5**	**1**	**62**	**0**	**0**	**0**	**0**	**0**	**0**	**0**

DEAN LOWRY'S NFL POSTSEASON DEFENSIVE STATISTICS

				TACKLES								INTERCEPTIONS					O. FUMB				ST					MISC	
DATE	TEAM	GP	GS	TK	S	A	TFL	YDS	SK	YDS	QBH	NO	YDS	LG	TD	PD	FF	FR	TD	YDS	TK	S	A	FF	FR	S	A
2016	Packers	3	0	1	1	0	0	0	0.0	0.0	0	0	0	0	0	0	0	0	0	0	0	0	0	0	0	0	0
2019	Packers	2	2	3	2	1	0	0	0.0	0.0	0	0	0	0	0	0	0	0	0	0	0	0	0	0	0	0	0
2020	Packers	2	2	7	3	4	0	0	0.0	0.0	0	0	0	0	0	0	0	0	0	0	0	0	0	0	0	0	0
2021	Packers	1	1	4	1	3	0	0	0.0	0.0	0	0	0	0	0	1	0	0	0	0	0	0	0	0	0	0	0
2024	Steelers	0	0	0	0	0	0	0	0.0	0.0	0	0	0	0	0	0	0	0	0	0	0	0	0	0	0	0	0
2025	Steelers	0	0	0	0	0	0	0	0.0	0.0	0	0	0	0	0	0	0	0	0	0	0	0	0	0	0	0	0
NFL TOTALS		**8**	**5**	**15**	**7**	**8**	**0**	**0**	**0.0**	**0.0**	**0**	**0**	**0**	**0**	**0**	**1**	**0**	**0**	**0**	**0**	**0**	**0**	**0**	**0**	**0**	**0**	**0**

SINGLE-GAME HIGHS: DEFENSIVE

Total Tackles 9 vs. Denver Broncos, Sep 22, 2019
Solo Tackles 6 vs. Miami Dolphins, Nov 11, 2018
Sacks 1.0 vs. Baltimore Ravens, Nov 17, 2024
...13 more at 1.0.
Passes Defensed 2 at Cincinnati Bengals, Oct 10, 2021
...1 more at 2.
Forced Fumbles 1 at Chicago Bears, Dec 16, 2018
Fumble Recoveries 1 vs. San Francisco 49ers, Oct 23, 2023
...4 more at 1.
Tackles For Loss 3 vs. Denver Broncos, Sep 22, 2019
Interceptions 1 vs. Chicago Bears, Dec 15, 2019
Interception Return Yards 7 vs. Chicago Bears, Dec 15, 2019
Longest Opp Fumble Return 62 vs. Tampa Bay Buccaneers, Dec 03, 2017

SINGLE-GAME HIGHS - POSTSEASON: DEFENSIVE

Total Tackles 5 vs. Tampa Bay Buccaneers, Jan 24, 2021
Solo Tackles 2 vs. Tampa Bay Buccaneers, Jan 24, 2021
...1 more at 2.
Passes Defensed 1 vs. San Francisco 49ers, Jan 22, 2022



PHIL MAFAH

RB #36

(MAW-fuh)

HEIGHT: 6-1
WEIGHT: 232 lbs
COLLEGE: CLEMSON
HOW ACQUIRED: FA-'26
NFL EXP.: 2 YEARS
GIANTS EXP.: 1 YEAR

CAREER HIGHLIGHTS

- A second-year veteran with one appearance with the Dallas Cowboys (2025) and totals of 5 carries for 18 yards (3.6 avg.) and 1 touchdown, along with 2 receptions for 11 yards (5.5 avg.).
- Signed to the New York Giants practice squad on 9/14/26 after spending training camp and preseason with the Cowboys and being released prior to the 2026 season.
- Played in one game for the Dallas Cowboys in 2025 after beginning the season on injured reserve and missing the first 16 games…Logged 5 carries for 18 yards (3.6 avg.) and 1 touchdown, along with 2 receptions for 11 yards (5.5 avg.).

COLLEGE

- Spent four seasons at Clemson (2021-24), playing in 50 games with 21 starts…Rushed 561 times for 2,887 yards (5.1 avg.) and 28 touchdowns, along with 58 receptions for 309 yards (5.3 avg.)…Finished his Clemson career with the school's ninth-most career rushing yards and tied for the 10th-most rushing touchdowns.
- Started all 14 games in 2024, logging 216 carries for 1,115 yards (5.2 avg.) and 8 touchdowns, along with 21 receptions for 103 yards (4.9 avg.)…Was named third-team All-ACC after finishing fifth in the conference in rushing yards and ninth in yards per carry.
- Played in 13 games with five starts in 2023, posting 179 rushing attempts for 965 yards (5.4 avg.) and 13 touchdowns, with 21 receptions for 108 yards (5.1 avg.)…Was third in the conference in rushing touchdowns and sixth in rushing yards.
- Started five games before suffering a season-ending injury in 2023, rushing 64 times for 388 yards (6.2 avg.) and 5 touchdowns, with 5 receptions for 31 yards (6.2 avg.).
- In 2022, appeared in 14 games (one start) and registered 98 carries for 515 yards (5.3 avg.), and caught 9 passes for 48 yards (5.3 avg.).
- Saw action in nine games as a freshman with one start in 2021, accumulating 68 rushes for 292 yards (4.3 avg.) and 7 receptions for 50 yards (7.1 avg.).

PERSONAL

- Graduated from Grayson High School (Loganville, Ga.) in 2021…Rushed 288 times for 2,526 yards (8.8 avg.) and scored 37 total touchdowns in his career there.
- Earned a management degree in 2024.

MAIN TRANSACTIONS

- Originally a 7th-round (239th overall) draft choice by the Dallas Cowboys in 2025.
- Waived by Dallas on 8/30/26.
- Signed to the New York Giants practice squad on 9/14/26.

PHIL MAFAH'S NFL REGULAR SEASON RUSHING/RECEIVING STATISTICS

				RUSHING					RECEIVING				
DATE	TEAM	GP	GS	NO.	YDS.	AVG.	LG	TD	NO.	YDS.	AVG.	LG	TD
2025	Cowboys	1	0	5	18	3.6	8	1	2	11	5.5	10	0
2026	Cowboys	0	0	0	0	0.0	0	0	0	0	0.0	0	0
					Went from **Dallas** to **N.Y. Giants**.								
2026	Giants	0	0	0	0	0.0	0	0	0	0	0.0	0	0
2026	TOTAL	0	0	0	0	0.0	0	0	0	0	0.0	0	0
NFL TOTALS		**1**	**0**	**5**	**18**	**3.6**	**8**	**1**	**2**	**11**	**5.5**	**10**	**0**

PHIL MAFAH'S NFL REGULAR SEASON RETURN STATISTICS

		KICKOFF RETURNS					PUNT RETURNS					
DATE	TEAM	RET.	YDS.	AVG.	LG	TD	NO.	FC	YDS.	AVG.	LG	TD
2025	Cowboys	0	0	0.0	0	0	0	0	0	0.0	0	0
2026	Cowboys	0	0	0.0	0	0	0	0	0	0.0	0	0
					Went from **Dallas** to **N.Y. Giants**.							
2026	Giants	0	0	0.0	0	0	0	0	0	0.0	0	0
2026	TOTAL	0	0	0.0	0	0	0	0	0	0.0	0	0
NFL TOTALS		**0**	**0**	**0.0**	**0**	**0**	**0**	**0**	**0**	**0.0**	**0**	**0**

SINGLE-GAME HIGHS: RUSHING/RECEIVING

Rush Attempts	5 at New York Giants, Jan 04, 2026	**Receiving Yards**	11 at New York Giants, Jan 04, 2026
Rushing Yards	18 at New York Giants, Jan 04, 2026	**Longest Receptions**	10 at New York Giants, Jan 04, 2026
Longest Runs	8 at New York Giants, Jan 04, 2026	**All-Purpose Yards**	29 at New York Giants, Jan 04, 2026
Rushing TDs	1 at New York Giants, Jan 04, 2026	**Most TDs**	1 at New York Giants, Jan 04, 2026
Receptions	2 at New York Giants, Jan 04, 2026	**Scrimmage Yards**	29 at New York Giants, Jan 04, 2026

2026 GAME-BY-GAME REGULAR-SEASON STATISTICS (COWBOYS/GIANTS)

			RUSHING					RECEIVING						
DATE	OPPONENT	P/S	NO.	YDS.	AVG.	LG	TD	NO.	YDS.	AVG.	LG	TD	W/L/T	SCORE
09/13	at Giants					NOT ON ROSTER Went from **Cowboys** to **Giants**.							L	20-28
09/21	at Rams					PRACTICE SQUAD							L	6-28
09/27	Titans					PRACTICE SQUAD							W	12-7
10/04	Cardinals					PRACTICE SQUAD							W	36-24
10/11	at Commanders					PRACTICE SQUAD							T	27-27
10/18	Saints					PRACTICE SQUAD							L	27-34
10/25	at Texans					PRACTICE SQUAD							W	27-21+
2026 TOTALS		**0-0**	**0**	**0**	**0.0**	**0**	**0**	**0**	**0**	**0.0**	**0**	**0**	**3-3-1**	

+ - Overtime



CHRIS MANHERTZ

TE #85

HEIGHT: 6-6
WEIGHT: 235 lbs
COLLEGE: CANISIUS
HOW ACQUIRED: FA-'24
NFL EXP.: 11 YEARS
GIANTS EXP.: 3 YEARS

CAREER HIGHLIGHTS

- Has played in 161 regular-season games with 67 starts for New Orleans, Carolina, Jacksonville, Denver and the New York Giants, and in two postseason games with one start for the Jaguars…Totals include 30 receptions for 308 yards and 3 touchdowns, including a 50-yarder.
- Saw action in all 17 games (three starts) for the Giants in 2025...Caught 1 pass for 7 yards and tallied 2 special teams tackles.
- In his first season with the Giants in 2024, played all 17 games with 11 starts…Caught 3 passes for 30 yards and 1 touchdown…Played 342 snaps on offense and 165 on special teams.
- In his only season in Denver in 2023, played in 16 games with two starts…Caught 2 passes for 16 yards…Played 367 snaps on offense and 86 on special teams.
- In 2022 with Jacksonville, played in all 17 games with 11 yards and had a career high-tying 6 receptions for the third consecutive season, for 42 yards…Participated in 427 snaps on offense and 155 on special teams plays...Played in both of the Jaguars' postseason games with one start.
- In 2021, played in all 17 games with 10 starts…Recorded a career-high 71 receiving yards on 6 catches (11.8-yard avg.) with 1 touchdown in his first season with Jacksonville.
- In his final season in Carolina in 2020, played in 16 games with a career-high 12 starts…Set a career-high with 6 receptions, for 52 yards.
- In 2019, played in 15 games with six starts, primarily as a blocking tight end…Caught 1 pass for 11 yards.
- In 2018, Manhertz played in all 16 games with four starts…Caught 2 passes for 52 yards, including a career-long 50-yarder for a touchdown.
- In 2017, played in all 16 games with four starts, finishing with 2 catches for 17 yards.
- In his debut season in 2016, spent time with both New Orleans (four weeks) and Carolina (10 weeks), totaling seven games with two starts…Caught 1 pass for 10 yards and appeared in 55 offensive snaps and 68 special-teams snaps.

COLLEGE

- Did not play football at Canisius College, where he was a 4-year basketball player (2010-14)…Played in 116 games with 94 starts and averaged 6.5 points and 6.8 rebounds per game…Finished fourth in school history with 789 rebounds…Led the team in rebounding in three consecutive seasons…Transitioned to football after leaving Canisius.

OFF-THE-FIELD ACTIVITY

- Hosted a free youth football camp for 150 kids in his hometown of the Bronx…Attended the Tom Coughlin Jay Fund Sundae Blitz event at the Quest Diagnostic Training Center to enjoy ice cream and games with families of children fighting cancer...Represented the Giants at the United Way of NYC Career Day and spoke to 200 students about dedication in school and the consistency required to reach the NFL...Discussed the life of a professional athlete on a panel at the Tri-State Sports Psychology Conference at Seton Hall...Attended the father-son Breakfast at Iona Prep to spend time, sign autographs and take pictures with the students...Participated in a virtual Play60 event to discuss having an active lifestyle and practicing healthy habits...Visited Windsor, Conn., to celebrate more than 350 girls from 19 high school teams that participated in the 2nd annual girls flag football kickoff clinic...Attended the Tom Coughlin Jay Fund Sundae Blitz event at the Quest Diagnostic Training Center to enjoy ice cream and games with families of children fighting cancer...Spoke with a youth football team in Brooklyn to help encourage them after their season was cancelled…Represented New York City's Police Foundation's Bronx Giants during Week 13 of the NFL season for My Cause My Cleats...Hosted members from the NYPD Military Liaison Group as well as members from the John Jay College of Criminal Justice to the Quest Diagnostics Training Center to watch practice and enjoy a day with the Giants.

PERSONAL

- Health and wellness major…Four-year letterman in basketball at Cardinal Spellman High School in The Bronx…Became the fourth male player in school history to score 1,000 points.
- Son of John and Durline Manhertz…Has three brothers, Jason, John and Omari…Born in The Bronx.

MAIN TRANSACTIONS

- Originally signed by the Buffalo Bills on 12/30/14.
- Waived by Buffalo on 8/19/15.
- Signed by the New Orleans Saints on 8/24/15.
- Waived by New Orleans on 9/5/15 and signed to the Saints' practice squad on 9/7/15.
- Signed to a reserve/futures contract by New Orleans on 1/5/16
- Waived by New Orleans on 10/15/16 and awarded off waivers to the Carolina Panthers on 10/17/16.
- Signed as a free agent by the Jacksonville Jaguars on 3/17/21.
- Signed as a free agent by the Denver Broncos on 3/15/23.
- Released by Denver on 3/8/24.
- Signed as a free agent by the Giants on 3/15/24.
- Re-signed with the Giants on 3/9/25.
- Re-signed with the Giants on 3/9/26.

CHRIS MANHERTZ'S NFL REGULAR SEASON RUSHING/RECEIVING STATISTICS

				RECEIVING					RUSHING				
DATE	TEAM	GP	GS	NO.	YDS.	AVG.	LG	TD	NO.	YDS.	AVG.	LG	TD
2016	Saints	3	2	0	0	0.0	0	0	0	0	0.0	0	0
				Went from **New Orleans** to **Carolina**.									
2016	Panthers	4	0	1	10	10.0	10	0	0	0	0.0	0	0
2016	TOTAL	7	2	1	10	10.0	10	0	0	0	0.0	0	0
2017	Panthers	16	4	2	17	8.5	11	0	0	0	0.0	0	0
2018	Panthers	16	4	2	52	26.0	50t	1	0	0	0.0	0	0
2019	Panthers	15	6	1	11	11.0	11	0	0	0	0.0	0	0
2020	Panthers	16	12	6	52	8.7	17	0	0	0	0.0	0	0
2021	Jaguars	17	10	6	71	11.8	22t	1	0	0	0.0	0	0
2022	Jaguars	17	11	6	42	7.0	21	0	0	0	0.0	0	0
2023	Broncos	16	4	2	16	8.0	10	0	0	0	0.0	0	0
2024	Giants	17	11	3	30	10.0	16	1	0	0	0.0	0	0
2025	Giants	17	3	1	7	7.0	7	0	0	0	0.0	0	0
2026	Giants	7	2	0	0	0.0	0	0	0	0	0.0	0	0
NFL TOTALS		**161**	**69**	**30**	**308**	**10.3**	**50T**	**3**	**0**	**0**	**0.0**	**0**	**0**

CHRIS MANHERTZ'S NFL POSTSEASON RUSHING/RECEIVING STATISTICS

				RECEIVING					RUSHING				
DATE	TEAM	GP	GS	NO.	YDS.	AVG.	LG	TD	NO.	YDS.	AVG.	LG	TD
2017	Panthers	0	0	0	0	0.0	0	0	0	0	0.0	0	0
2022	Jaguars	2	1	0	0	0.0	0	0	0	0	0.0	0	0
NFL TOTALS		**2**	**1**	**0**	**0**	**0.0**	**0**	**0**	**0**	**0**	**0.0**	**0**	**0**

SINGLE-GAME HIGHS: RUSHING/RECEIVING

Receptions	2 vs. Houston Texans, Oct 09, 2022	**Kickoff Return Yards**	1 vs. New England Patriots, Dec 24, 2023
Receiving Yards	50 vs. New Orleans Saints, Dec 17, 2018	**Longest Kickoff Return**	1 vs. New England Patriots, Dec 24, 2023
Longest Receptions	50t vs. New Orleans Saints, Dec 17, 2018	**Special Teams Tackles**	1 at Washington Commanders, Sep 15, 2024
Receiving TDs	1 at Houston Texans, Sep 12, 2021 ...1 more at 1.	**Most TDs**	1 vs. Washington Commanders, Nov 03, 2024 ...2 more at 1.
All-Purpose Yards	50 vs. New Orleans Saints, Dec 17, 2018	**Miscellaneous Tackles**	1 at Houston Texans, Dec 03, 2023
Kickoff Returns	1 vs. New England Patriots, Dec 24, 2023	**Scrimmage Yards**	50 vs. New Orleans Saints, Dec 17, 2018

SINGLE-GAME HIGHS - POSTSEASON: RUSHING/RECEIVING

All-Purpose Yards	6 vs. Los Angeles Chargers, Jan 14, 2023	**Kickoff Return Yards**	6 vs. Los Angeles Chargers, Jan 14, 2023
Kickoff Returns	1 vs. Los Angeles Chargers, Jan 14, 2023	**Longest Kickoff Return**	6 vs. Los Angeles Chargers, Jan 14, 2023

2026 GAME-BY-GAME REGULAR-SEASON STATISTICS (GIANTS)

			RECEIVING					RUSHING						
DATE	OPPONENT	P/S	NO.	YDS.	AVG.	LG	TD	NO.	YDS.	AVG.	LG	TD	W/L/T	SCORE
09/13	Cowboys	P	0	0	0.0	0	0	0	0	0.0	0	0	W	28-20
09/21	at Rams	S	0	0	0.0	0	0	0	0	0.0	0	0	L	6-28
09/27	Titans	P	0	0	0.0	0	0	0	0	0.0	0	0	W	12-7
10/04	Cardinals	S	0	0	0.0	0	0	0	0	0.0	0	0	W	36-24
10/11	at Commanders	P	0	0	0.0	0	0	0	0	0.0	0	0	T	27-27
10/18	Saints	P	0	0	0.0	0	0	0	0	0.0	0	0	L	27-34
10/25	at Texans	P	0	0	0.0	0	0	0	0	0.0	0	0	W	27-21+
2026 TOTALS		**7-2**	**0**	**0**	**0.0**	**0**	**0**	**0**	**0**	**0.0**	**0**	**0**	**4-2-1**	

+ - Overtime



BEN MANN

LS #58

HEIGHT: 6-3
WEIGHT: 187 lbs
COLLEGE: BOSTON COLLEGE
HOW ACQUIRED: UDFA-'26
NFL EXP.: R
GIANTS EXP.: R

CAREER HIGHLIGHTS

- Has played in six career games, and appeared in his first career game against Dallas in Week 1 of the 2026 season.

COLLEGE

- Appeared in 40 games in four collegiate seasons as a long snapper…Spent one season at Boston College (2025) after three seasons at Yale (2022-24)…Posted 10 special teams tackles in his career.
- Transferred to Boston College in 2025, playing in all 12 games and recording 3 special teams tackles.
- Played in all 10 games in his final season at Yale in 2024, logging 1 tackle on special teams.
- Handled long snapping duties for Yale in nine appearances in 2023, posting 4 special teams tackles…Helped the Bulldogs to a second-consecutive Ivy League championship.
- Saw action in nine games in 2022, posting 2 special teams tackles…Helped the team to an Ivy League championship.

PERSONAL

- Was a three-sport athlete at Manheim Township High School in Lancaster, Pa., playing football, basketball and lacrosse…Recorded 9 receptions for 112 yards along with 6.5 sacks his senior year…Won a district championship in football, a state championship in lacrosse and a league championship in basketball.
- Grandson of former New York Giant (1965-67) Chuck Mercein.

MAIN TRANSACTIONS

- Originally signed as a rookie free agent by the Giants on 5/8/26.

BEN MANN'S NFL REGULAR SEASON STATISTICS

DATE	TEAM	GP
2026	Giants	7
NFL TOTALS		7

2026 GAME-BY-GAME REGULAR-SEASON STATISTICS (GIANTS)

DATE	OPPONENT			W/L/T	SCORE
09/13	Cowboys	P		W	28-20
09/21	at Rams	P		L	6-28
09/27	Titans	P		W	12-7
10/04	Cardinals	P		W	36-24
10/11	at Commanders	P		T	27-27
10/18	Saints	P		L	27-34
10/25	at Texans	P		W	27-21+
2026 TOTALS		7		4-2-1	

+ - Overtime



CHANDLER MARTIN

ILB #55

HEIGHT: 6-0
WEIGHT: 229 lbs
COLLEGE: MEMPHIS
HOW ACQUIRED: FA-'26
NFL EXP.: 1 YEAR
GIANTS EXP.: 1 YEAR

CAREER HIGHLIGHTS

- Has played in three games in the NFL, spending time with the Baltimore Ravens (2025) and Philadelphia Eagles (2026)…Has a total of 5 special teams tackles in his career.
- Signed with the Philadelphia Eagles in 2026, spending part of the offseason in Philadelphia before being waived on June 10 and then signed by the New York Giants on Aug. 17.
- Appeared in three games for the Baltimore Ravens in 2025, posting 5 special teams tackles…Played 34 snaps on special teams.

COLLEGE

- Appeared in 44 games across five seasons in college, two at Memphis (2023-24) after three at East Tennessee State (2020-22)…Tallied 206 tackles, 33.0 tackles for loss, 10.0 sacks, 9 passes defensed, 5 fumble recoveries, 3 forced fumbles and 3 interceptions in his FBS career at Memphis.
- Played in 13 games in 2024, registering 111 tackles, 16.0 tackles for loss, 7.0 sacks, 5 passes defensed, 4 fumble recoveries, 1 interception and 1 forced fumble.…Named first-team All-AAC for the second year in a row.
- In 2023, played in all 13 games, producing 96 tackles, 17.0 tackle for loss, 4 passes defensed, 3.0 sacks, 2 interceptions, 2 forced fumbles and 1 fumble recovery…Received first-team All-AAC honors.
- Appeared in 18 games in three seasons at East Tennessee State from 2020-21, including a redshirt season in 2020 where he played four games in a season moved to the spring due to the pandemic.

PERSONAL

- Started three seasons on varsity at Arabia Mountain High School in Stonecrest, Ga., where he played linebacker and running back…Logged 108 tackles in 2019 as a senior while also leading the team in carries and rushing touchdowns.
- Was the 2019 Nike Opening Atlanta Region Combine MVP with a score of 122.97.

MAIN TRANSACTIONS

- Originally signed as a rookie free agent by the Baltimore Ravens on 5/5/25.
- Signed by the Philadelphia Eagles on 3/31/26.
- Waived by the Eagles on 6/10/26 and signed by the New York Giants on 8/17/26.

CHANDLER MARTIN'S NFL REGULAR SEASON DEFENSIVE STATISTICS

				TACKLES								INTERCEPTIONS					O. FUMB				ST					MISC	
DATE	TEAM	GP	GS	TK	S	A	TFL	YDS	SK	YDS	QBH	NO	YDS	LG	TD	PD	FF	FR	TD	YDS	TK	S	A	FF	FR	S	A
2025	Ravens	3	0	0	0	0	0	0	0.0	0.0	0	0	0	0	0	0	0	0	0	0	5	1	4	0	0	0	0
2026	Giants	0	0	0	0	0	0	0	0.0	0.0	0	0	0	0	0	0	0	0	0	0	0	0	0	0	0	0	0
NFL TOTALS		3	0	0	0	0	0	0	0.0	0.0	0	0	0	0	0	0	0	0	0	0	5	1	4	0	0	0	0

SINGLE-GAME HIGHS: DEFENSIVE

Special Teams Tackles — 3 at Cleveland Browns, Nov 16, 2025

2026 GAME-BY-GAME REGULAR-SEASON STATISTICS (GIANTS)

			TACKLES								INTERCEPTIONS					O. FUMB				ST					MISC			
DATE	OPPONENT	P/S	TK	S	A	SK	YDS	TFL	YDS	QBH	NO	YDS	LG	TD	PD	FF	FR	TD	YDS	TK	S	A	FF	FR	S	A	W/L	SCORE
09/13	Cowboys											PRACTICE SQUAD															W	28-20
09/21	at Rams											PRACTICE SQUAD															L	6-28
09/27	Titans											PRACTICE SQUAD															W	12-7
10/04	Cardinals											PRACTICE SQUAD															W	36-24
10/11	at Commanders											PRACTICE SQUAD															T	27-27
10/18	Saints											PRACTICE SQUAD															L	27-34
10/25	at Texans											PRACTICE SQUAD															W	27-21+
2026 TOTALS			0	0	0	0.0	0.0	0	0	0	0	0	0	0	0	0	0	0	0	0	0	0	0	0	0	0	0	4-2-1	

+ - Overtime



FRANCIS MAUIGOA

OL #65

(see-see maui-NO-uh)

HEIGHT: 6-6
WEIGHT: 335 lbs
COLLEGE: MIAMI
HOW ACQUIRED: D1B-'26
NFL EXP.: R
GIANTS EXP.: R

CAREER HIGHLIGHTS

- Has played in 7 games (7 starts) in his rookie season with the Giants.
- Became the only rookie offensive lineman to play at least 35 pass blocking snaps in Week 1 and allow 0 quarterback pressires.

COLLEGE

- Started all 42 in which he appeared in three seasons at Miami (Fla.) (2023-25)…Was an All-American or All-ACC player in each of his collegiate seasons…Helped spur an offense that ranked fourth in the country in total yards (19,068) and 22nd in yards per rush attempt (5.0) during his tenure.
- Started in all 16 games in 2025, helping Miami to the CFP National Championship game…Was named a Consensus All-American and All-ACC first-team member, and was selected as the ACC's Jacobs Blocking Trophy winner, awarded to the conference's top blocker…Allowed just 1.0 sack in 200 true pass set snaps according to PFF, and was PFF's top-rated pass blocker among players with at least 550 pass blocking snaps at 87.0…A stalwart on an offensive line that led the ACC and ranked fifth in the nation in fewest tackles for loss per game (3.63), along with ranking second in the ACC and 16th nationally in sacks allowed per game (1.25).
- Made 13 starts for the Hurricanes in 2024, helping the offense to the top ranking in the country in points per game (43.9) and yards per game (537.2)…Received second-team All-ACC honors.
- Was a starter for all 13 games as a true freshman in 2023, earning Freshman All-American honors from multiple outlets and an All-ACC honorable mention.

PERSONAL

- Was rated the fifth overall player by ESPN and top offensive tackle by ESPN and 247Sports in the nation coming out of IMG Academy in Bradenton, Fla.…Helped IMG to a 9-1 record and score 49.7 points per game as a senior.
- Started playing football in sixth grade, joining the JV team at Tafuna High School in Pago Pago, American Samoa, as a defensive lineman...His freshman year of high school, his parents sent him and his older brother, Francisco, to Aquinas Catholic High School in San Bernardino, Calif., to have a better chance at pursuing a college scholarship…Started on the defensive line and helped the team to a league title in 2019…Returned to American Samoa for his sophomore year at Tafuna High School as he and his brother were not able to return the U.S. after coming home in 2020 during the COVID-19 pandemic…Helped Tafuna to an undefeated season while playing mainly defensive line…Would transfer to IMG Academy for his junior and senior seasons and make the switch to offensive line.
- Grew up playing volleyball and rugby…Also lettered in volleyball at Tafuna High School, earning all-conference second-team honors.
- Parents are Fa'alialia and Telesia…Brother, Francisco "Kiko" Mauigoa, is a linebacker for the New York Jets and played with him at Miami from 2023-24…Brother, Frederick, was a center at Washington State and spent time with the Carolina Panthers and Cincinnati Bengals in the NFL…Eldest brother, Frank, played quarterback in high school before enlisting in the Army and playing football and volleyball at North Park University in Chicago.

MAIN TRANSACTIONS

- Originally a 1st-round (10th overall) draft choice by the Giants in 2026.

FRANCIS MAUIGOA'S NFL REGULAR SEASON STATISTICS

DATE	TEAM	GP	GS
2026	Giants	7	7
NFL TOTALS		**7**	**7**

2026 GAME-BY-GAME REGULAR-SEASON STATISTICS (GIANTS)

DATE	OPPONENT	P/S		W/L/T	SCORE
09/13	Cowboys	S		W	28-20
09/21	at Rams	S		L	6-28
09/27	Titans	S		W	12-7
10/04	Cardinals	S		W	36-24
10/11	at Commanders	S		T	27-27
10/18	Saints	S		L	27-34
10/25	at Texans	S		W	27-21+
2026 TOTALS		**7-7**		**4-2-1**	

+ - Overtime



MARCUS MBOW

OL #71

(BO)

HEIGHT: 6-5
WEIGHT: 300 lbs
COLLEGE: PURDUE
HOW ACQUIRED: D5-'25
NFL EXP.: 2 YEARS
GIANTS EXP.: 2 YEARS

CAREER HIGHLIGHTS

- Played in 20 games (4 starts) for the Giants…Made his first NFL start at right tackle vs. San Francisco (11/2/25)…Started the final two games of the season at left tackle.

COLLEGE

- Made 32 starts across 35 games at Purdue…Saw significant time at both right tackle and right guard, making numerous starts at each spot…Earned All-Big Ten honorable mention in 2022, 2023 and 2024.
- As a junior in 2024, started all 12 games at right tackle…Allowed 1.0 sack in Big Ten play (nine games, 306 pass blocking snaps).
- In 2023, started six games at right guard before suffering a leg injury that sidelined him for the rest of the season.
- Started all 14 games at right guard in 2022.
- Enrolled at Purdue in 2021 and made four appearances on the offensive line before being redshirted.

OFF-THE-FIELD ACTIVITY

- To celebrate Halloween, dressed in costume to visit patients and distribute giftbags at Hackensack University Medical Center's Joseph M. Sanzari Children's Hospital…Continued the annual rookie Thanksgiving tradition, preparing and serving lunch at Eva's Village for the community members of Paterson, N.J.…Hosted New City Kids, Tackle Kids Cancer and MetLife Stadium EMS Scholarship Fund for a $20,000 donation…Joined Jermaine Eluemunor for his annual holiday shopping spree to benefit children of the Tom Coughlin Jay Fund…Helped honor the firefighters who gave their lives on Sept. 11, 2001, with a visit to Engine 15, Ladder 18, Battalion 4 where they learned about the firefighters who passed away and spent time and shared a meal with firefighters…Hosted members from the NYPD Military Liaison Group as well as members from the John Jay College of Criminal Justice to the Quest Diagnostics Training Center to watch practice and enjoy a day with the Giants.

PERSONAL

- Son of Elizabeth and Demba Mbow…Has four siblings…His father grew up in Senegal before coming to the United States, where he played basketball at Beloit College from 1998 to 2001.
- Was a three-star recruit coming out of Wauwatosa East High School, which is located just east of Milwaukee…Grew up playing basketball and didn't start playing football until middle school…Played

MAIN TRANSACTIONS

- Originally a 5th-round (154th overall) draft choice by the Giants in 2025.

MARCUS MBOW'S NFL REGULAR SEASON STATISTICS

DATE	TEAM	GP	GS
2025	Giants	13	3
2026	Giants	6	1
NFL TOTALS		**19**	**4**

2026 GAME-BY-GAME REGULAR-SEASON STATISTICS (GIANTS)

DATE	OPPONENT	P/S		W/L/T	SCORE
09/13	Cowboys	P		W	28-20
09/21	at Rams	P		L	6-28
09/27	Titans	P		W	12-7
10/04	Cardinals	P		W	36-24
10/11	at Commanders	P		T	27-27
10/18	Saints	S		L	27-34
10/25	at Texans		ON INACTIVE LIST	W	27-21+
2026 TOTALS		**6-1**		**4-2-1**	

+ - Overtime



J.J. MCCARTHY

QB #18

HEIGHT: 6-3
WEIGHT: 219 lbs
COLLEGE: MICHIGAN
HOW ACQUIRED: T(MIN)-'26
NFL EXP.: 3 YEARS
GIANTS EXP.: 1 YEAR

2026 SEASON HIGHLIGHTS

- Won his first career start as a Giant in Week 7 vs. the Texans.
- In Week 6, threw for 243 yards in the fourth quarter, which tied the most by a Giant in a fourth quarter since 1960...Completed 11-of-21 passes for 243 yards, 1 touchdown and 1 interception...Also rushed 2 times for 26 yards.

CAREER HIGHLIGHTS

- Played in 13 career games (11 starts) and completed 171-of-292 passes (58.6%) for 2,127 yards, 12 touchdowns and 13 interceptions…Also rushed for 210 yards and 4 touchdowns on 42 attempts.

COLLEGE

- Played quarterback at the University of Michigan for three seasons (2021-23)…Appeared in 40 games (28 starts) and completed 482-of-713 passing attempts (67.6%) for 6,226 passing yards, 49 touchdowns and 11 interceptions…Rushed 161 times for 632 yards and 10 touchdowns.
- In 2023, started all 15 games and completed 240-of-332 passing attempts (72.3%) for 2,991 yards with 22 touchdowns and 4 interceptions…Added 202 rush yards and 3 rushing touchdowns…Led the Wolverines to a College Football Playoff National Championship win…Top-10 Heisman Trophy Finalist…Manning Award Finalist…2023 All-Big Ten Selection.
- Played in 14 games in 2022 and completed 208-of-322 passing attempts (64.6%) for 2,719 passing yards, 22 touchdowns and 5 interceptions…Added 70 carries for 306 rushing yards in his sophomore season…2022 All-Big Ten Selection...Named a semifinalist, Davey O'Brien National Quarterback Award.
- Appeared in 11 games as a freshman in 2021…Threw for 516 yards, 5 touchdowns and 2 interceptions on 34-of-59 passing (57.6%)…Team Offensive Rookie of the Year.

PERSONAL

- Is the son of Jim and Megan McCarthy…Also played hockey growing up…Majored in general studies at Michigan.
- Played his first three seasons of high school football at Nazareth Academy and posted a 26-2 record as a starter…Won an IHSA Class 7A state title as a sophomore…Threw for 2,820 yards and 34 touchdowns during his junior season.
- Attended IMG Academy as a senior and went 8-0, completing 92-of-165 passes (55.8%) for 1,392 yards and 16 touchdowns with 0 interceptions, leading IMG to a MaxPreps National Championship.

MAIN TRANSACTIONS

- Originally a 1st-round (10th overall) draft choice by the Minnesota Vikings in 2024.
- Traded by the Vikings to the New York Giants on 9/28/26.

J.J. MCCARTHY'S NFL REGULAR SEASON PASSING STATISTICS

DATE	TEAM	GP	GS	ATT.	CMP.	PCT.	YDS	AVG.	TD	INT.	LG	SK	LST	RATE
2024	Vikings	0	0	0	0	0.0	0	0.0	0	0	0	0	0	0.0
2025	Vikings	10	10	243	140	57.6	1,632	6.7	11	12	62	27	149	72.6
2026	Vikings	0	0	0	0	0.0	0	0.0	0	0	0	0	0	0.0
					Went from **Minnesota** to **N.Y. Giants**.									
2026	Giants	3	1	49	31	63.3	495	10.1	1	1	49	4	28	95.2
2026	TOTAL	3	1	49	31	63.3	495	10.1	1	1	49	4	28	95.2
TOTALS		**13**	**11**	**292**	**171**	**58.6**	**2,127**	**7.3**	**12**	**13**	**62**	**31**	**177**	**76.4**

J.J. MCCARTHY'S NFL POSTSEASON PASSING STATISTICS

DATE	TEAM	GP	GS	ATT.	CMP.	PCT.	YDS	AVG.	TD	INT.	LG	SK	LST	RATE
2024	Vikings	0	0	0	0	0.0	0	0.0	0	0	0	0	0	0.0
TOTALS		**0**	**0**	**0**	**0**	**0.0**	**0**	**0.0**	**0**	**0**	**0**	**0**	**0**	**0.0**

J.J. MCCARTHY'S NFL REGULAR SEASON RUSHING STATISTICS

DATE	TEAM	NO.	YDS.	AVG.	LG	TD
2024	Vikings	0	0	0.0	0	0
2025	Vikings	37	181	4.9	26	4
2026	Vikings	0	0	0.0	0	0
				Went from **Minnesota** to **N.Y. Giants**.		
2026	Giants	5	29	5.8	28	0
2026	TOTAL	5	29	5.8	28	0
TOTALS		**42**	**210**	**5.0**	**28**	**4**

J.J. MCCARTHY'S NFL POSTSEASON RUSHING STATISTICS

DATE	TEAM	NO.	YDS.	AVG.	LG	TD
2024	Vikings	0	0	0.0	0	0
TOTALS		**0**	**0**	**0.0**	**0**	**0**

J.J. MCCARTHY'S NFL REGULAR SEASON PASSING/RUSHING STATISTICS

				PASSING										RUSHING				
DATE	TEAM	GP	GS	ATT.	CMP.	PCT.	YDS	AVG.	TD	INT.	LG	SK	LST	RATE	NO.	YDS.	AVG.	LG	TD
2024	Vikings	0	0	0	0	0.0	0	0.0	0	0	0	0	0	0.0	0	0	0.0	0	0
2025	Vikings	10	10	243	140	57.6	1,632	6.7	11	12	62	27	149	72.6	37	181	4.9	26	4
2026	Vikings	0	0	0	0	0.0	0	0.0	0	0	0	0	0	0.0	0	0	0.0	0	0
								Went from **Minnesota** to **N.Y. Giants**.										
2026	Giants	3	1	49	31	63.3	495	10.1	1	1	49	4	28	95.2	5	29	5.8	28	0
2026	TOTAL	3	1	49	31	63.3	495	10.1	1	1	49	4	28	95.2	5	29	5.8	28	0
TOTALS		**13**	**11**	**292**	**171**	**58.6**	**2,127**	**7.3**	**12**	**13**	**62**	**31**	**177**	**76.4**	**42**	**210**	**5.0**	**28**	**4**

J.J. MCCARTHY'S NFL POSTSEASON PASSING/RUSHING STATISTICS

				PASSING										RUSHING				
DATE	TEAM	GP	GS	ATT.	CMP.	PCT.	YDS	AVG.	TD	INT.	LG	SK	LST	RATE	NO.	YDS.	AVG.	LG	TD
2024	Vikings	0	0	0	0	0.0	0	0.0	0	0	0	0	0	0.0	0	0	0.0	0	0
TOTALS		**0**	**0**	**0**	**0**	**0.0**	**0**	**0.0**	**0**	**0**	**0**	**0**	**0**	**0.0**	**0**	**0**	**0.0**	**0**	**0**

SINGLE-GAME HIGHS: QUARTERBACK

Pass Attempts	42 vs. Baltimore Ravens, Nov 09, 2025	**Passer Rating**	129.2 vs. Washington Commanders, Dec 07, 2025
Pass Completions	20 at Houston Texans, Oct 25, 2026 ...1 more at 20.	**Rush Attempts**	9 at Detroit Lions, Nov 02, 2025
Yards Passing	252 at Houston Texans, Oct 25, 2026	**Rushing Yards**	48 vs. Baltimore Ravens, Nov 09, 2025
TD Passes	3 vs. Washington Commanders, Dec 07, 2025	**Rushing Average**	1.3 at Detroit Lions, Nov 02, 2025
Long Passes	62 vs. Baltimore Ravens, Nov 09, 2025	**Longest Runs**	28 vs. New Orleans Saints, Oct 18, 2026
Completion Percentage	71.4 at Houston Texans, Oct 25, 2026	**Rushing TDs**	1 at Dallas Cowboys, Dec 14, 2025 ...2 more at 1.

2026 GAME-BY-GAME REGULAR-SEASON STATISTICS (VIKINGS/GIANTS)

			PASSING											RUSHING					
DATE	OPPONENT	P/S	ATT	CMP	YDS	PCT	Y/A	Y/C	TD	INT	LG	SK/YD	RATE	ATT	YDS	LG	TD	W/L/T	SCORE
09/13	Packers							ON INACTIVE LIST										W	39-22
09/20	at Bears							DID NOT PLAY (NON-INJURY)										W	9-3
09/27	at Buccaneers							ON INACTIVE LIST										W	23-16
								Went from **Vikings** to **Giants**.											
10/11	at Commanders	P	0	0	0	0.0	0.0	0.0	0	0	0	0/0	0.0	2	2	2	0	T	27-27
10/18	Saints	P	21	11	243	52.4	11.6	22.1	1	1	49	1/8	90.0	2	26	28	0	L	27-34
10/25	at Texans	S	28	20	252	71.4	9.0	12.6	0	0	47	3/20	99.1	1	1	1	0	W	27-21+
2026 TOTALS		**3-1**	**49**	**31**	**495**	**63.3**	**10.1**	**16.0**	**1**	**1**	**49**	**4/28**	**95.2**	**5**	**29**	**28**	**0**	**4-1-1**	

+ - Overtime



MICAH MCFADDEN

ILB #41

HEIGHT: 6-2
WEIGHT: 232 lbs
COLLEGE: INDIANA
HOW ACQUIRED: D5-'22
NFL EXP.: 5 YEARS
GIANTS EXP.: 5 YEARS

CAREER HIGHLIGHTS

- In his fifth year with the Giants, he has played in 54 regular-season games with 37 starts...Has recorded 274 tackles, 28 tackles for loss, 16 quarterback hits, 6 passes defensed, 6.0 sacks, 5 fumble recoveries, 2 forced fumbles and 1 interception...Also has 10 tackles on special teams.
- Appeared and started in one game for the Giants in 2025...Suffered a foot injury in the team's Week 1 game at Washington (9/7/25) that sidelined him for the remainder of the season.
- In 2024, started all 14 games in which he played…Finished with a team-leading and career-high 107 tackles (60 solo) and tallied 8 tackles for loss, 6 quarterback hits, a career-high 3.0 sacks, 1 pass defensed, 1 forced fumble and 1 fumble recovery.
- In 2023, played in 16 games with 14 starts…Finished third on the team with 97 tackles (61 solo)…Led the Giants and tied Tampa Bay's Antoine Winfield, Jr. for the NFL lead with 4 defensive fumble recoveries…Tied Kayvon Thibodeaux for the team lead with 12 tackles for loss…Also had 5 passes defensed, 1 interception and 1.0 sack.
- As a rookie in 2022, played in all 17 regular-season games with seven starts…Finished with 58 tackles (35 solo), 2.0 sacks, 6 tackles for loss, 2 quarterback hits and 1 forced fumble.

NOTES TO KNOW

- Recorded 11 tackles and 5 tackles for loss vs. New Orleans (12/8/24) to become the second Giant since 1999 (when tackles for loss were first tracked) to total 5 in a game, joining Michael Strahan (vs. Washington, 12/7/03).

COLLEGE

- Played in 45 games with 31 starts for Indiana…In his last three seasons, he was selected, in order, honorable mention, first-team and second-team All-Big Ten…McFadden's career totals include 216 tackles (149 solo), 37 tackles for loss, 14.0 sacks, 4 interceptions, 8 passes defensed, 3 forced fumbles…Led the Hoosiers in tackles in each of his last three seasons.
- In 2021, started all 12 games at middle linebacker and paced the team with career-best totals of 77 stops, 15.5 tackles for loss, 6.5 sacks and 2 forced fumbles…Team captain…Second-team All-Big Ten…Honored as Indiana's Anthony Thompson Most Valuable Player.
- In 2020, played in all eight games with seven starts…Team captain…First-team All-Big Ten…Honored as Indiana's Anthony Thompson Most Valuable Player…Led the team with 58 tackles (44 solo), 6.0 sacks, and 10.5 stops for loss…Added 2 interceptions...Topped the Big Ten in sacks, tied for second in solo stops and third in tackles for loss.
- In 2019, played in 13 games with 12 starts at middle linebacker…Honorable-mention All-Big Ten…Academic All-Big Ten selection…IU's Most Outstanding Defensive Player of the Year…Led the team with 61 tackles, 10 for loss, and 2 interceptions (tied for the team lead)...Posted 1.5 sacks.

OFF-THE-FIELD ACTIVITY

- Attended The Giants Foundation Golf Classic which raised more than $400,000 for The Giants Foundation...Hosted members from the NYPD Military Liaison Group as well as members from the John Jay College of Criminal Justice to the Quest Diagnostics Training Center to watch practice and enjoy a day with the Giants.

PERSONAL

- SPEA management major…Parents are Deborah and Douglas McFadden.
- As a senior at Plant High School in Tampa, named the 2017 FACA Player of the Year and first-team All-Western Conference…As a senior, posted a program record 211 tackles (124 solo), 39 for loss, 7.0 sacks, 2 interceptions, and 2 fumble recoveries…Rushed for 4 touchdowns...Owns the school single-game tackles record (23)...Plant reached the 2016 7A state championship game and reached the semis in 2017.
- As a junior, earned first-team all-state, all-county, and all-conference honors…Collected 116 stops, 45 for loss, 14 sacks, 4 forced fumbles, 1 fumble recovery, 1 interception, and 4 pass breakups.

MAIN TRANSACTIONS

- Originally a 5th-round (146th pick overall) draft choice by the Giants in 2022.
- Re-signed a one-year extension with the Giants on 3/11/26.

MICAH MCFADDEN'S NFL REGULAR SEASON DEFENSIVE STATISTICS

				TACKLES								INTERCEPTIONS					O. FUMB				ST					MISC	
DATE	TEAM	GP	GS	TK	S	A	TFL	YDS	SK	YDS	QBH	NO	YDS	LG	TD	PD	FF	FR	TD	YDS	TK	S	A	FF	FR	S	A
2022	Giants	17	7	58	35	23	6	23	2.0	17.0	2	0	0	0	0	0	1	0	0	0	1	1	0	0	0	0	0
2023	Giants	16	14	97	61	36	12	30	1.0	6.5	6	1	5	5	0	5	0	4	0	10	4	2	2	0	0	0	0
2024	Giants	14	14	107	60	47	8	20	3.0	4.0	6	0	0	0	0	1	1	1	0	0	0	0	0	0	0	0	0
2025	Giants	1	1	2	1	1	0	0	0.0	0.0	1	0	0	0	0	0	0	0	0	0	1	1	0	0	0	0	0
2026	Giants	6	1	10	10	0	2	4	0.0	0.0	1	0	0	0	0	0	0	0	0	0	4	1	3	0	0	0	0
NFL TOTALS		**54**	**37**	**274**	**167**	**107**	**28**	**77**	**6.0**	**27.5**	**16**	**1**	**5**	**5**	**0**	**6**	**2**	**5**	**0**	**10**	**10**	**5**	**5**	**0**	**0**	**0**	**0**

MICAH MCFADDEN'S NFL POSTSEASON DEFENSIVE STATISTICS

				TACKLES								INTERCEPTIONS					O. FUMB				ST					MISC	
DATE	TEAM	GP	GS	TK	S	A	TFL	YDS	SK	YDS	QBH	NO	YDS	LG	TD	PD	FF	FR	TD	YDS	TK	S	A	FF	FR	S	A
2022	Giants	0	0	0	0	0	0	0	0.0	0.0	0	0	0	0	0	0	0	0	0	0	0	0	0	0	0	0	0
NFL TOTALS		**0**	**0**	**0**	**0**	**0**	**0**	**0**	**0.0**	**0.0**	**0**	**0**	**0**	**0**	**0**	**0**	**0**	**0**	**0**	**0**	**0**	**0**	**0**	**0**	**0**	**0**	**0**

SINGLE-GAME HIGHS: DEFENSIVE

Total Tackles 13 at Washington Commanders, Sep 15, 2024
Solo Tackles 10 at Houston Texans, Oct 25, 2026
Sacks 1.0 vs. Baltimore Ravens, Dec 15, 2024
...3 more at 1.0.
Passes Defensed 2 vs. Philadelphia Eagles, Jan 07, 2024
Forced Fumbles 1 vs. Cincinnati Bengals, Oct 13, 2024
...1 more at 1.
Fumble Recoveries 1 vs. Cincinnati Bengals, Oct 13, 2024
...4 more at 1.
Tackles For Loss 5 vs. New Orleans Saints, Dec 08, 2024
Interceptions 1 at Buffalo Bills, Oct 15, 2023
Special Teams Tackles 2 vs. Arizona Cardinals, Oct 04, 2026
Longest Opp Fumble Return 10 vs. Philadelphia Eagles, Jan 07, 2024

2026 GAME-BY-GAME REGULAR-SEASON STATISTICS (GIANTS)

			TACKLES								INTERCEPTIONS					O. FUMB				ST					MISC			
DATE	OPPONENT	P/S	TK	S	A	SK	YDS	TFL	YDS	QBH	NO	YDS	LG	TD	PD	FF	FR	TD	YDS	TK	S	A	FF	FR	S	A	W/L	SCORE
09/13	Cowboys	P	0	0	0	0.0	0.0	0	0	0	0	0	0	0	0	0	0	0	0	0	0	0	0	0	0	0	W	28-20
09/21	at Rams												ON INACTIVE LIST														L	6-28
09/27	Titans	P	0	0	0	0.0	0.0	0	0	0	0	0	0	0	0	0	0	0	0	1	1	0	0	0	0	0	W	12-7
10/04	Cardinals	P	0	0	0	0.0	0.0	0	0	0	0	0	0	0	0	0	0	0	0	2	0	2	0	0	0	0	W	36-24
10/11	at Commanders	P	0	0	0	0.0	0.0	0	0	0	0	0	0	0	0	0	0	0	0	0	0	0	0	0	0	0	T	27-27
10/18	Saints	P	0	0	0	0.0	0.0	0	0	0	0	0	0	0	0	0	0	0	0	1	0	1	0	0	0	0	L	27-34
10/25	at Texans	S	10	10	0	0.0	0.0	2	4	1	0	0	0	0	0	0	0	0	0	0	0	0	0	0	0	0	W	27-21+
2026 TOTALS		**6-1**	**10**	**10**	**0**	**0.0**	**0.0**	**2**	**4**	**1**	**0**	**0**	**0**	**0**	**0**	**0**	**0**	**0**	**0**	**4**	**1**	**3**	**0**	**0**	**0**	**0**	**4-2-1**	

+ - Overtime



DARNELL MOONEY

WR #17

HEIGHT: 5-11
WEIGHT: 180 lbs
COLLEGE: TULANE
HOW ACQUIRED: FA-'26
NFL EXP.: 7 YEARS
GIANTS EXP.: 1 YEAR

CAREER HIGHLIGHTS

- Mooney has played in 98 games with 84 starts…Began his career with the Chicago Bears (2020-23) before playing two seasons with the Atlanta Falcons (2024-25)…He is in his first season as a New York Giants…Career totals include 318 receptions for 4,139 yards and 17 touchdowns…Has also rushed 16 times for 91 yards and 1 touchdown.
- In 2025, with the Falcons, played in 15 games (15 starts) and recorded 32 receptions for 443 yards and 1 touchdown.
- Made 16 starts for Atlanta in 2024 and notched 64 catches for 992 yards and 5 touchdowns…Caught 21 passes for 20+ yards, tied for the second-most in the NFL.
- In 2023, his final season in Chicago, caught 31 passes for 414 yards and 1 touchdown.
- Hauled in 40 catches for 493 yards and 2 touchdowns across 12 games (12 starts) for the Bears in 2022…Ended the season on injured reserve with an ankle injury.
- Had the best year of his career in 2021 playing under Matt Nagy, who is now the Giants' offensive coordinator…Appeared in all 17 games (14 starts)…Recorded career-high numbers with 81 receptions for 1,055 yards and 4 touchdowns.
- As a rookie in 2020, played in 16 games and caught 61 passes for 631 yards and 4 touchdowns…His 61 receptions are the second-most by a Bears rookie in franchise history.

COLLEGE

- Attended Tulane University, where he spent four seasons (2016-19)…In 50 games played, combined for 154 catches for 2,572 yards and 19 touchdowns…Rushed 5 times for 28 yards…Left Tulane with the sixth-most yards in school history.
- Played in 13 games and recorded 48 receptions for 713 yards and 5 touchdowns in 2019.
- In 2018, registered 48 receptions for 993 yards (20.7 avg.) and 8 touchdowns across 13 games…Named second-team All-AAC…His 20.7 average is the highest single-season average in school history and ranked sixth in the nation that year.
- Totaled 34 receptions for 599 yards and 4 touchdowns in 2017.
- Caught 24 passes for 267 yards and 2 touchdowns as a freshman in 2016.

PERSONAL

- A native of Gadsden, Ala…Attended Gadsden High School, where he played both wide receiver and defensive back…Also played point guard on the basketball team.
- Studied applied computing at Tulane.
- Supported the Leukemia and Lymphoma Society to honor his late father, Larry, during the NFL's My Cause My Cleats initiative in 2022…His father passed away from leukemia while Darnell was in high school.
- Has a twin brother named Denzel.

MAIN TRANSACTIONS

- Originally a 5th-round (173rd pick overall) draft choice by the Chicago Bears in 2020.
- Signed a three-year contract as a free agent with the Atlanta Falcons on 3/13/24.
- Waived by the Falcons on 3/9/26 and signed by the New York Giants on 3/18/26.

DARNELL MOONEY'S NFL REGULAR SEASON RUSHING/RECEIVING STATISTICS

				RECEIVING					RUSHING				
DATE	TEAM	GP	GS	NO.	YDS.	AVG.	LG	TD	NO.	YDS.	AVG.	LG	TD
2020	Bears	16	9	61	631	10.3	53	4	4	20	5.0	16	0
2021	Bears	17	14	81	1,055	13.0	64	4	6	32	5.3	15t	1
2022	Bears	12	12	40	493	12.3	56	2	1	2	2.0	2	0
2023	Bears	15	14	31	414	13.4	41	1	2	5	2.5	3	0
2024	Falcons	16	16	64	992	15.5	49	5	0	0	0.0	0	0
2025	Falcons	15	15	32	443	13.8	49t	1	0	0	0.0	0	0
2026	Giants	7	1	9	113	12.6	33	0	3	32	10.7	20	0
NFL TOTALS		**98**	**81**	**318**	**4,141**	**13.0**	**64**	**17**	**16**	**91**	**5.7**	**20**	**1**

DARNELL MOONEY'S NFL POSTSEASON RUSHING/RECEIVING STATISTICS

				RECEIVING					RUSHING				
DATE	TEAM	GP	GS	NO.	YDS.	AVG.	LG	TD	NO.	YDS.	AVG.	LG	TD
2020	Bears	0	0	0	0	0.0	0	0	0	0	0.0	0	0
NFL TOTALS		**0**	**0**	**0**	**0**	**0.0**	**0**	**0**	**0**	**0**	**0.0**	**0**	**0**

DARNELL MOONEY'S NFL REGULAR SEASON RETURN STATISTICS

		KICKOFF RETURNS					PUNT RETURNS					
DATE	TEAM	RET.	YDS.	AVG.	LG	TD	NO.	FC	YDS.	AVG.	LG	TD
2020	Bears	1	5	5.0	5	0	0	0	0	0.0	0	0
2021	Bears	1	10	10.0	10	0	0	0	0	0.0	0	0
2022	Bears	0	0	0.0	0	0	0	0	0	0.0	0	0
2023	Bears	0	0	0.0	0	0	0	0	0	0.0	0	0
2024	Falcons	0	0	0.0	0	0	0	0	0	0.0	0	0
2025	Falcons	0	0	0.0	0	0	0	0	0	0.0	0	0
2026	Giants	0	0	0.0	0	0	0	0	0	0.0	0	0
NFL TOTALS		**2**	**15**	**7.5**	**10**	**0**	**0**	**0**	**0**	**0.0**	**0**	**0**

DARNELL MOONEY'S NFL POSTSEASON RETURN STATISTICS

		KICKOFF RETURNS					PUNT RETURNS					
DATE	TEAM	RET.	YDS.	AVG.	LG	TD	NO.	FC	YDS.	AVG.	LG	TD
2020	Bears	0	0	0.0	0	0	0	0	0	0.0	0	0
NFL TOTALS		**0**	**0**	**0.0**	**0**	**0**	**0**	**0**	**0**	**0.0**	**0**	**0**

SINGLE-GAME HIGHS: RUSHING/RECEIVING

Rush Attempts 2 at Seattle Seahawks, Dec 26, 2021
Rushing Yards 16 at Minnesota Vikings, Dec 20, 2020
Longest Runs 20 vs. New Orleans Saints, Oct 18, 2026
Rushing TDs 1 at Pittsburgh Steelers, Nov 08, 2021
Receptions 12 at Minnesota Vikings, Jan 09, 2022
Receiving Yards 142 at Minnesota Vikings, Dec 08, 2024
Receiving Average 29.3 at Philadelphia Eagles, Sep 16, 2024
Longest Receptions 64 vs. Detroit Lions, Oct 03, 2021

Receiving TDs 2 vs. Tampa Bay Buccaneers, Oct 03, 2024
All-Purpose Yards 142 at Minnesota Vikings, Dec 08, 2024
Kickoff Returns 1 vs. Cincinnati Bengals, Sep 19, 2021
...1 more at 1.
Kickoff Return Yards 10 vs. Cincinnati Bengals, Sep 19, 2021
Longest Kickoff Return 10 vs. Cincinnati Bengals, Sep 19, 2021
Most TDs 2 vs. Tampa Bay Buccaneers, Oct 03, 2024
...1 more at 2.
Miscellaneous Tackles 1 at Los Angeles Chargers, Oct 29, 2023
...9 more at 1.
Scrimmage Yards 142 at Minnesota Vikings, Dec 08, 2024

100-YARD RECEIVING GAMES (6): REGULAR SEASON

DATE	TEAM	NO.	YDS.	AVG.	LG	TD
10/03/21	LIONS	5	125	25.0	64	0
11/21/21	RAVENS	5	121	24.2	60t	1
11/25/21	at Lions	5	123	24.6	52	0
01/09/22	at Vikings	12	126	10.5	19	0
10/03/24	BUCCANEERS	9	105	11.7	24t	2
12/08/24	at Vikings	6	142	23.7	49	0

2026 GAME-BY-GAME REGULAR-SEASON STATISTICS (GIANTS)

			RECEIVING					RUSHING						
DATE	OPPONENT	P/S	NO.	YDS.	AVG.	LG	TD	NO.	YDS.	AVG.	LG	TD	W/L/T	SCORE
09/13	Cowboys	P	2	27	13.5	18	0	0	0	0.0	0	0	W	28-20
09/21	at Rams	P	2	48	24.0	33	0	0	0	0.0	0	0	L	6-28
09/27	Titans	P	2	20	10.0	13	0	1	9	9.0	9	0	W	12-7
10/04	Cardinals	P	0	0	0.0	0	0	0	0	0.0	0	0	W	36-24
10/11	at Commanders	S	2	14	7.0	7	0	0	0	0.0	0	0	T	27-27
10/18	Saints	P	0	0	0.0	0	0	1	20	20.0	20	0	L	27-34
10/25	at Texans	P	1	4	4.0	4	0	1	3	3.0	3	0	W	27-21+
2026 TOTALS		**7-1**	**9**	**113**	**12.6**	**33**	**0**	**3**	**32**	**10.7**	**20**	**0**	**4-2-1**	

+ - Overtime



PJ MUSTIPHER

DL #90

HEIGHT: 6-4
WEIGHT: 330 lbs
COLLEGE: PENN STATE
HOW ACQUIRED: FA-'26
NFL EXP.: 2 YEARS
GIANTS EXP.: 1 YEAR

CAREER HIGHLIGHTS

- A second-year veteran, Mustipher has spent time with the Denver Broncos (2023), New Orleans Saints (2023), Philadelphia Eagles (2024) and Arizona Cardinals (2024-25) before signing to the New York Giants practice squad in 2026…Has appeared in 19 games and accumulated 36 tackles, 1 tackle for loss and 1 pass defensed in his career.
- Appeared in 15 games for the Cardinals in 2025, posting 32 tackles, 1 tackle for loss and 1 pass defensed…Spent the 2024 season on the Cardinals practice squad after spending training camp with the Eagles.
- Saw action in four games in 2023 with the Saints after being signed to their active roster from the Broncos practice squad…Registered 4 tackles.

COLLEGE

- Played five seasons at Penn State (2018-22) and appeared in 53 games…Recorded 145 tackles, 11.0 tackles for loss, 3.0 sacks, 2 forced fumbles and 1 pass defensed.
- Named AP second-team All-Big Ten in 2022 after posting 38 tackles and 1.0 tackle for loss in 13 games.
- In 2021, appeared in six games and finished with 21 tackles, 3.0 tackles for loss and 1.0 sack en route to AP first-team All-Big Ten honors.
- Appeared in nine games in 2020, logging 35 tackles, 1.5 tackles for loss, 1.0 sack and 1 pass defensed.
- Saw action in 13 games in 2019…Totaled 37 tackles, 4.5 tackle for loss, 1.0 sack and 1 forced fumble.
- Played in seven games in 2018, posting 14 tackles, 1.0 tackles for loss and 1 forced fumble.

PERSONAL

- Attended McDonogh School in Owings Mills, Md.…Was a first-team selection on USA Today's All-USA Maryland Football Team as a senior and garnered all-state honors in 2016 and 2017.
- Son of Patricia and Sam Mustipher…Has one brother, Sam, who attended Notre Dame and has played in the NFL since 2019 as a center.

MAIN TRANSACTIONS

- Originally signed by the Denver Broncos as a rookie free agent on 5/12/23.
- Signed to the New Orleans Saints' active roster from the Broncos practice squad on 12/6/23.
- Signed by the Philadelphia Eagles on 3/19/24.
- Waived by the Eagles on 8/27/24 and signed to the Arizona Cardinals practice squad on 8/29/24.
- Waived/Injured by the Cardinals on 8/11/26.
- Signed to the New York Giants practice squad on 9/30/26.

PJ MUSTIPHER'S NFL REGULAR SEASON DEFENSIVE STATISTICS

				TACKLES								INTERCEPTIONS					O. FUMB				ST					MISC	
DATE	TEAM	GP	GS	TK	S	A	TFL	YDS	SK	YDS	QBH	NO	YDS	LG	TD	PD	FF	FR	TD	YDS	TK	S	A	FF	FR	S	A
2023	Broncos	0	0	0	0	0	0	0	0.0	0.0	0	0	0	0	0	0	0	0	0	0	0	0	0	0	0	0	0
Went from **Denver** to **New Orleans**.																											
2023	Saints	4	0	4	1	3	0	0	0.0	0.0	0	0	0	0	0	0	0	0	0	0	0	0	0	0	0	0	0
2023	TOTAL	4	0	4	1	3	0	0	0.0	0.0	0	0	0	0	0	0	0	0	0	0	0	0	0	0	0	0	0
2024	Cardinals	0	0	0	0	0	0	0	0.0	0.0	0	0	0	0	0	0	0	0	0	0	0	0	0	0	0	0	0
2025	Cardinals	15	0	32	11	21	1	1	0.0	0.0	0	0	0	0	0	1	0	0	0	0	0	0	0	0	0	0	0
2026	Cardinals	0	0	0	0	0	0	0	0.0	0.0	0	0	0	0	0	0	0	0	0	0	0	0	0	0	0	0	0
Went from **Arizona** to **N.Y. Giants**.																											
2026	Giants	0	0	0	0	0	0	0	0.0	0.0	0	0	0	0	0	0	0	0	0	0	0	0	0	0	0	0	0
2026	TOTAL	0	0	0	0	0	0	0	0.0	0.0	0	0	0	0	0	0	0	0	0	0	0	0	0	0	0	0	0
NFL TOTALS		**19**	**0**	**36**	**12**	**24**	**1**	**1**	**0.0**	**0.0**	**0**	**0**	**0**	**0**	**0**	**1**	**0**	**0**	**0**	**0**	**0**	**0**	**0**	**0**	**0**	**0**	**0**

SINGLE-GAME HIGHS: DEFENSIVE

Total Tackles 7 vs. Los Angeles Rams, Dec 07, 2025
Solo Tackles 2 vs. Los Angeles Rams, Dec 07, 2025
…2 more at 2.

Tackles For Loss 1 vs. Tennessee Titans, Oct 05, 2025

2026 GAME-BY-GAME REGULAR-SEASON STATISTICS (CARDINALS/GIANTS)

			TACKLES								INTERCEPTIONS					O. FUMB				ST					MISC			
DATE	OPPONENT	P/S	TK	S	A	SK	YDS	TFL	YDS	QBH	NO	YDS	LG	TD	PD	FF	FR	TD	YDS	TK	S	A	FF	FR	S	A	W/L	SCORE
09/13	at Chargers										NOT ON ROSTER																W	26-14
09/20	Seahawks										NOT ON ROSTER																L	7-31
09/27	at 49ers										NOT ON ROSTER																L	30-36
											Went from **Cardinals** to **Giants**.																	
10/04	Cardinals										PRACTICE SQUAD																W	36-24
10/11	at Commanders										PRACTICE SQUAD																T	27-27
10/18	Saints										PRACTICE SQUAD																L	27-34
10/25	at Texans										PRACTICE SQUAD																W	27-21+
2026 TOTALS			**0**	**0**	**0**	**0.0**	**0.0**	**0**	**0**	**0**	**0**	**0**	**0**	**0**	**0**	**0**	**0**	**0**	**0**	**0**	**0**	**0**	**0**	**0**	**0**	**0**	**3-3-1**	

+ - Overtime



MALIK NABERS

WR #1

HEIGHT: 6-0
WEIGHT: 200 lbs
COLLEGE: LSU
HOW ACQUIRED: D1-'24
NFL EXP.: 3 YEARS
GIANTS EXP.: 3 YEARS

HONORS

- Pro Bowl: 2024

2026 SEASON HIGHLIGHTS

- Totaled 7 catches for 111 yards vs. the Texans...Became the first Giants player since WR Odell Beckham Jr. to record four consecutive 100+ receiving yard games.
- Recorded 12 catches for 165 yards vs. the Saints in Week 6...Marked his third consecutive game with 100+ yards and second straight with 10+ receptions...He joined Odell Beckham Jr. as the only Giant with 10+ catches in back-to-back games.
- Caught 11 passes for 121 yards and 1 touchdown at Washington in Week 5...Was targeted 20 times, tied for the second-most by a Giant in a single game since 1960.
- Became the third youngest player (23 years, 68 days) in franchise history to reach 10 career receiving touchdowns.
- In his first game back after injury, he played in the 20th game of his career in Week 1 vs. Dallas (9/15/26) and logged 6 receptions for 69 yards (11.5 avg.)....Finished his 20th game with the second-most receptions by a player in their first 20 games at 133 behind Giants wide receiver Odell Beckham Jr. (141).

CAREER HIGHLIGHTS

- Has played in 26 games (25 starts) and caught 175 passes for 2.080 yards and 11 touchdowns.
- In 2025, appeared in four games before suffering a season-ending torn ACL in Week 4 vs. the Chargers (9/28/25)…Totaled 18 receptions for 271 yards (15.1 avg.) and 2 touchdowns.
- As a rookie in 2024, played in 15 games with 13 starts…Missed two games due to a concussion…Finished with 179 targets and 109 receptions for 1,204 yards and 7 touchdowns…Earned his first Pro Bowl nod after ranking second in the NFL in targets (170) and receptions per game (7.3), fifth in receptions (109), and seventh in receiving yards (1,204) and yards-per-game (80.3)…Nabers was the Giants' first Pro Bowl wide receiver since Odell Beckham Jr. was selected to his third in a row in 2016.
- Tallied 10 receptions for 127 yards and his first touchdown, at Washington (9/15/24)…Joined Beckham as the only rookies in Giants history to record 10+ receptions, 125+ receiving yards and 1 or more receiving touchdowns in a game…At 21 years and 49 days old, Nabers became the youngest player in NFL history with at least 10 receptions, 100 receiving yards and a touchdown in a single game, surpassing Gern Nagler (21 years and 251 days old on 11/1/53; Chicago Cardinals).
- Scored 2 touchdowns while catching 8 passes for 78 yards at Cleveland (9/22/24)…Became the youngest wide receiver in NFL history to have 2 receiving touchdowns in a game.
- Led the Giants with 7 receptions for a career-high 171 yards and 2 touchdowns vs. Indianapolis (12/29/24)…His 171 receiving yards were the most by a Giant since Kadarius Toney set the franchise rookie record with 189 in 2021…Nabers' 59-yard touchdown was the longest scoring reception by a Giants rookie since Beckham had a 63-yard touchdown vs. Philadelphia on 12/28/14…Became the first rookie since Cincinnati's Ja'Marr Chase on 1/1/22 to total 170+ receiving yards and 2+ touchdowns in a game.

NOTES TO KNOW

- Through 24 career games, Nabers caught 156 passes, becoming just the fourth player in NFL history to surpass 150+ receptions in fewer than 25 games, joining Odell Beckham Jr., Michael Thomas and Brock Bowers.
- Recorded 109 receptions in 2024, setting a new franchise record…Surpassed Steve Smith's mark of 107 receptions in 2009…Nabers' 109 receptions are also the most by a rookie wide receiver, passing Puka Nacua's 105 receptions in 2023…His 109 receptions are the second-most by any rookie ever, behind only tight end Brock Bowers, who caught 112 passes in 2024.
- Became the first Giants rookie to eclipse 100 receptions and second to reach 1,000 receiving yards (also Odell Beckham Jr., 1,305 yards in 2014).
- His 127 receptions through 19 career games are the second-most in NFL history…Nabers owns the records for most catches through nine games (67), 10 games (75), 11 games (80), 13 games (97) and 14 games (104).
- In his first three career games, Nabers recorded 23 receptions for 271 yards and 3 touchdowns, making him the first player in NFL history with 20+ receptions 250+ receiving yards and 3+ touchdowns in his first three career games.

COLLEGE

- Played in 38 games with 30 starts in three seasons for LSU…Ended his career as the school's all-time leader in receptions (189) and receiving yards (3,003)…One of only two players in LSU history with more than 3,000 receiving yards, joining Josh Reed (3,001 yards from 1999-2001)…Ranked seventh in LSU history with 21 touchdown catches…Led the SEC in receptions in back-to-back years with 72 as a sophomore in 2022 followed by 89 in 2023…One of only two players in school history with back-to-back 1,000-yard seasons, joining Reed, who did it in 2000 and 2001.
- In 2023, started all 13 games at wide receiver…Unanimous All-America as he was a first-team selection by AP, Walter Camp, FWAA, AFCA and Sporting News…First-team All-SEC by the AP and SEC Coaches…Led the nation with 120.7 receiving yards a game…Also led the FBS in plays of 20+ yards (34) and 30-plus yards (17)…Finished second nationally with 1,569 receiving yards and third with 14 touchdown catches…Led the SEC with 89 receptions and 1,569 yards, and ranked second in the league with 14 touchdown catches…His 89 receptions and 1,569 yards rank

third in LSU single-season history and his 14 touchdowns are fourth.
- Broke LSU's record for receiving yards in the ReliaQuest Bowl vs. Wisconsin…Played only the first half vs. Wisconsin, catching 3 passes for 29 yards…Tallied a career-high 13 receptions for 239 yards and 2 touchdowns vs. Mississippi.
- In 2022, played in 14 games with 11 starts…Finished with 72 receptions for 1,017 yards and 3 touchdowns…Led the SEC in receptions and ranked second in receiving yards…MVP of the Citrus Bowl after catching 9 passes for 163 yards and a 75-yard touchdown…Also threw a 5-yard touchdown pass to Jayden Daniels in the 63-7 victory vs. Purdue.
- As a freshman in 2021, played in 11 games with six starts…Earned Freshman All-SEC honors…Caught 28 passes for 417 yards and 4 touchdowns.

OFF-THE-FIELD ACTIVITY

- Participated in a fanfest prior to the start of the season, along with a Q&A with fans...Hosted members from the NYPD Military Liaison Group as well as members from the John Jay College of Criminal Justice to the Quest Diagnostics Training Center to watch practice and enjoy a day with the Giants.

PERSONAL

- Opted to forgo senior season and enter the 2024 NFL Draft…In May of 2023 joined 10 teammates in LSU's Study Abroad program that took them on a 10-day trip to Senegal.
- Played first three years of prep football at Ovey Comeaux High School in Lafayette, LA, where he played wide receiver, defensive back and returner on the freshman football team…Moved up to varsity as a sophomore and caught 17 passes for 438 yards and 4 touchdowns
- Transferred to Southside High School in Youngsville, La. for senior season…Unable to play football as a senior in 2020 due to his transfer waiver being denied…His former defensive coordinator at Comeaux was hired by Southside, and there was a rule in place forbidding players from following a coach to another school…Nabers spent the year practicing on the scout team, but was still named an Under Armour All-American…Rated as the No. 6 prospect in Louisiana and the 18th-best overall wide receiver, according to 247 Sports.
- In 2019, caught 58 passes for 1,223 yards and 21 touchdowns…Played on the Louisiana Bootlegger 7-on-7 team the summer after his sophomore season, when they went undefeated and won the 2019 7-on-7 National Championship in Atlanta.
- Three-sport athlete who participated in football, basketball, and track and field…Posted a personal best of 23.42 seconds in the 200 meters.
- Born and raised in Lafayette, an hour drive west of Baton Rouge… Has five sisters and one brother…Mass communications major…Started playing team sports in middle school, baseball (centerfield and pitcher) before he tried basketball and football.

MAIN TRANSACTIONS

- Originally a 1st-round (6th pick overall) draft choice by the Giants in 2024.

MALIK NABERS' NFL REGULAR SEASON RUSHING/RECEIVING STATISTICS

		RECEIVING							RUSHING				
DATE	TEAM	GP	GS	NO.	YDS.	AVG.	LG	TD	NO.	YDS.	AVG.	LG	TD
2024	Giants	15	13	109	1,204	11.0	59t	7	5	2	0.4	4	0
2025	Giants	4	4	18	271	15.1	48t	2	0	0	0.0	0	0
2026	Giants	7	7	48	605	12.6	46	2	0	0	0.0	0	0
NFL TOTALS		**26**	**24**	**175**	**2,080**	**11.9**	**59T**	**11**	**5**	**2**	**0.4**	**4**	**0**

MALIK NABERS' NFL REGULAR SEASON RETURN STATISTICS

		KICKOFF RETURNS					PUNT RETURNS					
DATE	TEAM	RET.	YDS.	AVG.	LG	TD	NO.	FC	YDS.	AVG.	LG	TD
2024	Giants	0	0	0.0	0	0	0	0	0	0.0	0	0
2025	Giants	0	0	0.0	0	0	0	0	0	0.0	0	0
2026	Giants	0	0	0.0	0	0	0	0	0	0.0	0	0
NFL TOTALS		**0**	**0**	**0.0**	**0**	**0**	**0**	**0**	**0**	**0.0**	**0**	**0**

SINGLE-GAME HIGHS: RUSHING/RECEIVING

Rush Attempts	2 at Cleveland Browns, Sep 22, 2024
Rushing Yards	4 at Cleveland Browns, Sep 22, 2024
Longest Runs	4 at Dallas Cowboys, Nov 28, 2024
Receptions	12 vs. New Orleans Saints, Oct 18, 2026 ...1 more at 12.
Receiving Yards	171 vs. Indianapolis Colts, Dec 29, 2024
Receiving Average	24.4 vs. Indianapolis Colts, Dec 29, 2024
Longest Receptions	59t vs. Indianapolis Colts, Dec 29, 2024
Receiving TDs	2 at Dallas Cowboys, Sep 14, 2025 ...2 more at 2.
All-Purpose Yards	171 vs. Indianapolis Colts, Dec 29, 2024
Most TDs	2 at Dallas Cowboys, Sep 14, 2025 ...2 more at 2.
Scrimmage Yards	171 vs. Indianapolis Colts, Dec 29, 2024

100-YARD RECEIVING GAMES (8): REGULAR SEASON

DATE	TEAM	NO.	YDS.	AVG.	LG	TD
09/15/24	at Commanders	10	127	12.7	28	1
09/26/24	COWBOYS	12	115	9.6	39	0
12/29/24	COLTS	7	171	24.4	59t	2
09/14/25	at Cowboys	9	167	18.6	48t	2
10/04/26	CARDINALS	6	112	18.7	39	1
10/11/26	at Commanders	11	121	11.0	28	1
10/18/26	SAINTS	12	165	13.8	46	0
10/25/26	at Texans	7	111	15.9	42	0

2026 GAME-BY-GAME REGULAR-SEASON STATISTICS (GIANTS)

			RECEIVING					RUSHING						
DATE	OPPONENT	P/S	NO.	YDS.	AVG.	LG	TD	NO.	YDS.	AVG.	LG	TD	W/L/T	SCORE
09/13	Cowboys	S	6	69	11.5	16	0	0	0	0.0	0	0	W	28-20
09/21	at Rams	S	1	1	1.0	1	0	0	0	0.0	0	0	L	6-28
09/27	Titans	S	5	26	5.2	12	0	0	0	0.0	0	0	W	12-7
10/04	Cardinals	S	6	112	18.7	39	1	0	0	0.0	0	0	W	36-24
10/11	at Commanders	S	11	121	11.0	28	1	0	0	0.0	0	0	T	27-27
10/18	Saints	S	12	165	13.8	46	0	0	0	0.0	0	0	L	27-34
10/25	at Texans	S	7	111	15.9	42	0	0	0	0.0	0	0	W	27-21+
2026 TOTALS		**7-7**	**48**	**605**	**12.6**	**46**	**2**	**0**	**0**	**0.0**	**0**	**0**	**4-2-1**	

+ - Overtime



GREG NEWSOME II

CB #20

HEIGHT: 6-0
WEIGHT: 192 lbs
COLLEGE: NORTHWESTERN
HOW ACQUIRED: FA-'26
NFL EXP.: 6 YEARS
GIANTS EXP.: 1 YEAR

CAREER HIGHLIGHTS

- Newsome has played in 77 games (64 starts) for the Cleveland Browns (2021-25), Jacksonville Jaguars (2025) and New York Giants (2026)…His career totals include 232 tackles, 49 passes defensed, 6 tackles for loss, 5 interceptions (1 INT-TD), 2 quarterback hits and 1.0 sack…Appeared in two postseason games (one start) and registered 7 total tackles and 1 pass defensed.
- Played in 17 games with 10 starts in 2025…Began the season with the Browns and was traded to the Jaguars midseason…Finished with 52 tackles, 9 passes defensed, 2 tackles for loss and 1 interception.
- In 2024, started three games across 13 appearances and combined for 27 tackles, 5 passes defensed and 1 interception…Missed the final four games of the season because of a hamstring injury.
- Appeared in 14 games (13 starts) for the Browns in 2023…Produced 49 tackles, 14 passes defensed, 4 tackles for loss, 2 interceptions (1 INT-TD, the lone score of his career), 1 quarterback hit and a half-sack…His 14 passes defensed were tied for the ninth-most in the NFL.
- Started all 15 games he played in 2022…Totaled 42 tackles, 6 passes defensed, 1 quarterback hit and a half-sack.
- As a rookie in 2021, saw action in 12 games and made 11 starts…Recorded 9 passes defensed to go along with 37 total tackles…Named to the PFWA All-Rookie Team.

COLLEGE

- Spent three years at Northwestern (2018-20)…Played in 21 games and totaled 71 tackles, 24 passes defensed, 1 interception and 1 fumble recovery.
- In 2020, a shortened season due to COVID-19, Newsome recorded 12 tackles, 9 pass breakups and 1 interception…His 9 pass breakups led the Big Ten…Named third-team All-America and first-team All-Big Ten by the Associated Press.
- Made eight starts across nine games in 2019 and recorded 36 tackles, 11 passes defensed and 1 fumble recovery…His 11 passes defensed ranked second in the Big Ten.
- As a freshman in 2018, played six games (four starts) and registered 23 tackles and 4 passes defensed.

PERSONAL

- Attended IMG Academy in Bradenton, Fla. for his senior year of high school…Played his sophomore and junior seasons at Glenbard North High School in Carol Stream, Ill...Was a consensus three-star recruit…Studied business communication at Northwestern.
- Played basketball in high school, where he earned first-team All-Conference honors as a junior…Was also a member of the track and field team, where he excelled as a sprinter and long jumper.
- Has three older sisters who all participated in gymnastics growing up…His sister Zakiya played college basketball at Division III North Park University.

MAIN TRANSACTIONS

- Originally a 1st-round (26th pick overall) draft choice by the Cleveland Browns in 2021.
- Traded from the Browns to the Jacksonville Jaguars on 10/9/25.
- Signed a one-year contract as a free agent by the New York Giants on 3/13/26.

GREG NEWSOME II'S NFL REGULAR SEASON DEFENSIVE STATISTICS

				TACKLES								INTERCEPTIONS					O. FUMB				ST					MISC	
DATE	TEAM	GP	GS	TK	S	A	TFL	YDS	SK	YDS	QBH	NO	YDS	LG	TD	PD	FF	FR	TD	YDS	TK	S	A	FF	FR	S	A
2021	Browns	12	11	37	33	4	0	0	0.0	0.0	0	0	0	0	0	9	0	0	0	0	0	0	0	0	0	0	0
2022	Browns	15	15	42	31	11	0	0	0.5	3.0	1	0	0	0	0	6	0	0	0	0	0	0	0	0	0	0	0
2023	Browns	14	13	49	34	15	4	10	0.5	2.5	1	2	34	34t	1	14	0	0	0	0	0	0	0	0	0	0	0
2024	Browns	13	3	27	24	3	0	0	0.0	0.0	0	1	-2	0	0	5	0	0	0	0	0	0	0	0	0	0	0
2025	Browns	5	5	23	18	5	2	4	0.0	0.0	0	0	0	0	0	3	0	0	0	0	0	0	0	0	0	0	0
	Went from **Cleveland** to **Jacksonville**.																										
2025	Jaguars	12	11	29	23	6	0	0	0.0	0.0	0	1	0	0	0	6	0	0	0	0	0	0	0	0	0	0	0
2025	TOTAL	17	16	52	41	11	2	4	0.0	0.0	0	1	0	0	0	9	0	0	0	0	0	0	0	0	0	0	0
2026	Giants	6	6	25	17	8	0	0	0.0	0.0	0	1	0	0	0	6	0	0	0	0	0	0	0	0	0	0	0
NFL TOTALS		**77**	**64**	**232**	**180**	**52**	**6**	**14**	**1.0**	**5.5**	**2**	**5**	**32**	**34T**	**1**	**49**	**0**	**0**	**0**	**0**	**0**	**0**	**0**	**0**	**0**	**0**	**0**

GREG NEWSOME II'S NFL POSTSEASON DEFENSIVE STATISTICS

				TACKLES								INTERCEPTIONS					O. FUMB				ST					MISC	
DATE	TEAM	GP	GS	TK	S	A	TFL	YDS	SK	YDS	QBH	NO	YDS	LG	TD	PD	FF	FR	TD	YDS	TK	S	A	FF	FR	S	A
2023	Browns	1	0	4	4	0	0	0	0.0	0.0	0	0	0	0	0	1	0	0	0	0	0	0	0	0	0	0	0
2025	Jaguars	1	1	3	2	1	0	0	0.0	0.0	0	0	0	0	0	0	0	0	0	0	0	0	0	0	0	0	0
NFL TOTALS		**2**	**1**	**7**	**6**	**1**	**0**	**0**	**0.0**	**0.0**	**0**	**0**	**0**	**0**	**0**	**1**	**0**	**0**	**0**	**0**	**0**	**0**	**0**	**0**	**0**	**0**	**0**

SINGLE-GAME HIGHS: DEFENSIVE

Total Tackles 8 at Pittsburgh Steelers, Jan 03, 2022
Solo Tackles 7 at Pittsburgh Steelers, Jan 03, 2022
Passes Defensed 4 vs. Jacksonville Jaguars, Dec 10, 2023
Tackles For Loss 2 vs. Chicago Bears, Dec 17, 2023
Interceptions 1 vs. Arizona Cardinals, Oct 04, 2026
...4 more at 1.

SINGLE-GAME HIGHS - POSTSEASON: DEFENSIVE

Total Tackles 4 at Houston Texans, Jan 13, 2024
Solo Tackles 4 at Houston Texans, Jan 13, 2024

2026 GAME-BY-GAME REGULAR-SEASON STATISTICS (GIANTS)

			TACKLES								INTERCEPTIONS					O. FUMB				ST					MISC			
DATE	OPPONENT	P/S	TK	S	A	SK	YDS	TFL	YDS	QBH	NO	YDS	LG	TD	PD	FF	FR	TD	YDS	TK	S	A	FF	FR	S	A	W/L	SCORE
09/13	Cowboys	S	3	2	1	0.0	0.0	0	0	0	0	0	0	0	0	0	0	0	0	0	0	0	0	0	0	0	W	28-20
09/21	at Rams	S	5	4	1	0.0	0.0	0	0	0	0	0	0	0	1	0	0	0	0	0	0	0	0	0	0	0	L	6-28
09/27	Titans	S	3	1	2	0.0	0.0	0	0	0	0	0	0	0	2	0	0	0	0	0	0	0	0	0	0	0	W	12-7
10/04	Cardinals	S	7	4	3	0.0	0.0	0	0	0	1	0	0	0	2	0	0	0	0	0	0	0	0	0	0	0	W	36-24
10/11	at Commanders	S	4	4	0	0.0	0.0	0	0	0	0	0	0	0	0	0	0	0	0	0	0	0	0	0	0	0	T	27-27
10/18	Saints	S	3	2	1	0.0	0.0	0	0	0	0	0	0	0	1	0	0	0	0	0	0	0	0	0	0	0	L	27-34
10/25	at Texans												ON INACTIVE LIST														W	27-21+
2026 TOTALS		**6-6**	**25**	**17**	**8**	**0.0**	**0.0**	**0**	**0**	**0**	**1**	**0**	**0**	**0**	**6**	**0**	**0**	**0**	**0**	**0**	**0**	**0**	**0**	**0**	**0**	**0**	**4-2-1**	

+ - Overtime



TYLER NUBIN

S #27

(noo-BIN)

HEIGHT: 6-2
WEIGHT: 210 lbs
COLLEGE: MINNESOTA
HOW ACQUIRED: D2-'24
NFL EXP.: 3 YEARS
GIANTS EXP.: 3 YEARS

CAREER HIGHLIGHTS

- Nubin has played in 31 games (28 starts) and totaled 190 tackles, 11 tackles for loss, 6 passes defensed, 2 fumble recoveries (1 returned for a 27-yard score) and 1 forced fumble...Also has 7 tackles on special teams.
- Appeared in 13 games (11 starts) for the giants in 2025…Finished the season with 74 tackles, 7 tackles for loss, 2 passes defensed and 1 fumble return for a touchdown…Also tallied 4 special teams tackles.
- As a rookie in 2024, started each of the season's first 13 games…Suffered an ankle injury vs. New Orleans (12/8/24) and was placed on injured reserve…Despite missing the final 4 games, finished second on the team with 97 tackles, 4 stops for loss, 1 pass defensed, 1 forced fumble, and 1 fumble recovery.
- Tallied 8 tackles and 1 forced fumble in vs. Dallas (9/26/24)…Became the first Giants rookie defensive back to record 8+ tackles and 1 forced fumble in a game since Collins (at Miami, 12/14/15).
- Recorded 12 tackles in each of three consecutive games: at Carolina (11/10/24), vs. Tampa Bay (11/24/24) and at Dallas (11/28/24)…Became the first Giants rookie to produce three straight games with 12+ tackles…Became the eighth NFL rookie since 1987 with 12+ tackles in three consecutive games.

NOTES TO KNOW

- Led all rookies in 2024 with 97 tackles…His 97 tackles mark the second-most by a Giants rookie, trailing only Landon Collins who recorded 112 tackles in 2015.

COLLEGE

- Played in 55 games with 43 starts in five seasons at Minnesota…Intercepted a school-record 13 passes and led the Gophers in picks in each of his final four years, including a career-high 5 in 2023…Tallied 207 tackles, 4.5 stops for loss, 2.0 sacks, 24 passes defensed, 3 forced fumbles and 1 fumble recovery…Four-time Academic All-Big Ten selection (2020-23).
- In 2023, started all 12 regular-season games…Named a first-team All-America by The Sporting News and second-team by the AP, FWAA and Walter Camp Foundation…First-team All-Big Ten…Tied for second on the team with 53 tackles…Led the Gophers with career-high totals of 5 interceptions and 9 passes defensed.
- In 2022, started all 11 games in which he played…Second-team All-Big Ten…Compiled 55 tackles, both career-high totals, including 2 for loss…Recorded 4 interceptions, broke up 7 passes, and forced 1 fumble.
- In 2021, started all 13 games…Honorable mention All-Big Ten…Led Minnesota with 3 interceptions and was third on the team with 52 tackles.
- In 2020, started all seven games in the COVID-shortened season…Tallied 41 tackles, 1 interception and 1 forced fumble.

OFF-THE-FIELD ACTIVITY

- Participated in drills with more than 700 girls from 30 high schools at the Section 1 Girl's Flag Football Jamboree Kickoff at Somers (N.Y.) High School to help kick off the 2024 season...Attended the United Way of New York City's Gridiron Gala event at Glasshouses in NYC, which raised more than $3 million for UWNYC programming...Attended the Boys & Girls Club of Hudson County to help give away turkeys to families in the local community....Hosted a holiday shopping spree for children of the Boys and Girls Club in Hudson County...Attended a Mental Health Awareness Month event where he spoke on a panel to boys in the NYPD-led Far Rockaway, Harlem and Bronx Giants programs…Hosted a youth football camp in Saint Charles, Ill....Represented New York City Police Foundation's Far Rockaway, Harlem and Bronx Giants during Week 13 of the NFL season for My Cause My Cleats...Hosted members from the NYPD Military Liaison Group as well as members from the John Jay College of Criminal Justice to the Quest Diagnostics Training Center to watch practice and enjoy a day with the Giants.

PERSONAL

- Son of Rodney and Sherese Nubin…Both of his parents were athletes at Eastern Michigan: his father played running back and cornerback (1993-97); his mother was a sprinter on the track team…Tyler's younger brother (Jordan) also played prep ball at St. Charles North and at the college level (Minnesota and Kent State)…Because of depth issues, Jordan moved to running back…Earned a bachelor's degree in business, management, marketing and related support services.
- Attended St. Charles (Ill.) North High School…Selected all-state as a senior, when recorded 51 tackles, 5 tackles for loss, and broke up 6 passes while leading team to its first ever state final appearance …On offense, caught 42 passes for 549 yards and 9 touchdowns, ran for 600 yards and 12 touchdowns on 109 carries from the quarterback position, and threw a 23-yard touchdown pass…Named the 2018 Courier-News Football Player of the Year.
- As a junior, recorded 26 tackles, including 2 for loss, intercepted 2 passes and broke up 10, and forced 1 fumble.
- Attended 2018 U.S. Army All-American Combine…Named a three-time academic all-conference honoree.

MAIN TRANSACTIONS

- Originally a 2nd-round (47th pick overall) draft choice by the Giants in 2024.

TYLER NUBIN'S NFL REGULAR SEASON DEFENSIVE STATISTICS

				TACKLES								INTERCEPTIONS					O. FUMB				ST					MISC	
DATE	TEAM	GP	GS	TK	S	A	TFL	YDS	SK	YDS	QBH	NO	YDS	LG	TD	PD	FF	FR	TD	YDS	TK	S	A	FF	FR	S	A
2024	Giants	13	13	97	57	40	4	6	0.0	0.0	0	0	0	0	0	1	1	1	0	2	1	0	1	0	0	0	0
2025	Giants	13	11	74	46	28	7	19	0.0	0.0	0	0	0	0	0	2	0	1	1	27	4	3	1	0	0	0	0
2026	Giants	5	4	19	14	5	0	0	0.0	0.0	0	0	0	0	0	3	0	0	0	0	2	0	2	0	0	0	0
NFL TOTALS		**31**	**28**	**190**	**117**	**73**	**11**	**25**	**0.0**	**0.0**	**0**	**0**	**0**	**0**	**0**	**6**	**1**	**2**	**1**	**29**	**7**	**3**	**4**	**0**	**0**	**0**	**0**

SINGLE-GAME HIGHS: DEFENSIVE

Total Tackles	12 at Dallas Cowboys, Nov 28, 2024 ...2 more at 12.	**Fumble Recoveries**	1 vs. Minnesota Vikings, Dec 21, 2025 ...1 more at 1.
Solo Tackles	8 at Carolina Panthers, Nov 10, 2024	**Tackles For Loss**	2 vs. Washington Commanders, Dec 14, 2025
Passes Defensed	2 vs. Arizona Cardinals, Oct 04, 2026	**Special Teams Tackles**	2 at Houston Texans, Oct 25, 2026
Forced Fumbles	1 vs. Dallas Cowboys, Sep 26, 2024	**Longest Opp Fumble Return**	2 at Seattle Seahawks, Oct 06, 2024

2026 GAME-BY-GAME REGULAR-SEASON STATISTICS (GIANTS)

			TACKLES								INTERCEPTIONS					O. FUMB				ST					MISC			
DATE	OPPONENT	P/S	TK	S	A	SK	YDS	TFL	YDS	QBH	NO	YDS	LG	TD	PD	FF	FR	TD	YDS	TK	S	A	FF	FR	S	A	W/L	SCORE
09/13	Cowboys	S	3	3	0	0.0	0.0	0	0	0	0	0	0	0	0	0	0	0	0	0	0	0	0	0	0	0	W	28-20
09/21	at Rams	S	8	5	3	0.0	0.0	0	0	0	0	0	0	0	1	0	0	0	0	0	0	0	0	0	0	0	L	6-28
09/27	Titans																										W	12-7
10/04	Cardinals	S	4	4	0	0.0	0.0	0	0	0	0	0	0	0	2	0	0	0	0	0	0	0	0	0	0	0	W	36-24
10/11	at Commanders	S	4	2	2	0.0	0.0	0	0	0	0	0	0	0	0	0	0	0	0	0	0	0	0	0	0	0	T	27-27
10/18	Saints																										L	27-34
10/25	at Texans	P	0	0	0	0.0	0.0	0	0	0	0	0	0	0	0	0	0	0	0	2	0	2	0	0	0	0	W	27-21+
2026 TOTALS		**5-4**	**19**	**14**	**5**	**0.0**	**0.0**	**0**	**0**	**0**	**0**	**0**	**0**	**0**	**3**	**0**	**0**	**0**	**0**	**2**	**0**	**2**	**0**	**0**	**0**	**0**	**4-2-1**	

+ - Overtime



C.J. OKOYE

DL #99

(oh-KOY-yay)

HEIGHT: 6-6
WEIGHT: 365 lbs
COLLEGE: N/A
HOW ACQUIRED: T(BAL)-'26
NFL EXP.: 2 YEARS
GIANTS EXP.: 1 YEAR

CAREER HIGHLIGHTS

- Has appeared in 19 games in his career with the Los Angeles Chargers (2023-24), Baltimore Ravens (2025) and New York Giants (2026)...Holds career totals of 20 tackles, 3 tackles for loss, 2 quarterback hits, 1.0 sack and 1 pass defensed.
- Saw action in 13 games with Baltimore in 2025, posting 15 tackles, 1 quarterback hit, 1 tackle for loss and 1 pass defensed.
- Spent the 2023 and 2024 seasons on the Chargers practice squad after being signed as part of the 2023 International Player Pathway program out of Nigeria.

PERSONAL

- First began playing football at Giants Ring of Honor member Osi Umenyiora's "The UpRise" initiative and receiving an invite to attend the inaugural NFL Africa talent camp in Ghana in 2022...First trained to play on the offensive line and was named offensive MVP at the NFL Africa camp, after which he was invited to the NFL International Combine in London, England...Was selected as one of 13 players for the NFL's IPP program, later training at IMG Academy in Bradenton, Fla., ahead of the 2023 NFL Draft...Became one of eight players to sign with a team.
- Originally was a basketball player growing up before being encouraged by former NBA draft pick Ejike Ugboaja to enter "The UpRise."

MAIN TRANSACTIONS

- Originally signed as a rookie free agent by the Los Angeles Chargers on 5/4/23.
- Signed by the Baltimore Ravens on 1/21/25.
- Traded by Baltimore to the New York Giants for a 7th-round draft choice in 2028 on 8/30/26.

C.J. OKOYE'S NFL REGULAR SEASON DEFENSIVE STATISTICS

				TACKLES								INTERCEPTIONS					O. FUMB				ST					MISC	
DATE	TEAM	GP	GS	TK	S	A	TFL	YDS	SK	YDS	QBH	NO	YDS	LG	TD	PD	FF	FR	TD	YDS	TK	S	A	FF	FR	S	A
2023	Chargers	0	0	0	0	0	0	0	0.0	0.0	0	0	0	0	0	0	0	0	0	0	0	0	0	0	0	0	0
2024	Chargers	0	0	0	0	0	0	0	0.0	0.0	0	0	0	0	0	0	0	0	0	0	0	0	0	0	0	0	0
2025	Ravens	13	0	15	7	8	1	1	0.0	0.0	1	0	0	0	0	1	0	0	0	0	0	0	0	0	0	0	0
2026	Giants	6	0	5	2	3	2	9	1.0	8.0	1	0	0	0	0	0	0	0	0	0	0	0	0	0	0	0	0
NFL TOTALS		**19**	**0**	**20**	**9**	**11**	**3**	**10**	**1.0**	**8.0**	**2**	**0**	**0**	**0**	**0**	**1**	**0**	**0**	**0**	**0**	**0**	**0**	**0**	**0**	**0**	**0**	**0**

C.J. OKOYE'S NFL POSTSEASON DEFENSIVE STATISTICS

				TACKLES								INTERCEPTIONS					O. FUMB				ST					MISC	
DATE	TEAM	GP	GS	TK	S	A	TFL	YDS	SK	YDS	QBH	NO	YDS	LG	TD	PD	FF	FR	TD	YDS	TK	S	A	FF	FR	S	A
2024	Chargers	0	0	0	0	0	0	0	0.0	0.0	0	0	0	0	0	0	0	0	0	0	0	0	0	0	0	0	0
NFL TOTALS		**0**	**0**	**0**	**0**	**0**	**0**	**0**	**0.0**	**0.0**	**0**	**0**	**0**	**0**	**0**	**0**	**0**	**0**	**0**	**0**	**0**	**0**	**0**	**0**	**0**	**0**	**0**

SINGLE-GAME HIGHS: DEFENSIVE

Total Tackles	4 vs. Houston Texans, Oct 05, 2025	**Passes Defensed**	1 at Minnesota Vikings, Nov 09, 2025
Solo Tackles	3 at Kansas City Chiefs, Sep 28, 2025	**Tackles For Loss**	1 vs. Arizona Cardinals, Oct 04, 2026
Sacks	1.0 vs. Arizona Cardinals, Oct 04, 2026		...1 more at 1.

2026 GAME-BY-GAME REGULAR-SEASON STATISTICS (GIANTS)

			TACKLES								INTERCEPTIONS					O. FUMB				ST					MISC			
DATE	OPPONENT	P/S	TK	S	A	SK	YDS	TFL	YDS	QBH	NO	YDS	LG	TD	PD	FF	FR	TD	YDS	TK	S	A	FF	FR	S	A	W/L	SCORE
09/13	Cowboys	P	1	0	1	0.0	0.0	0	0	0	0	0	0	0	0	0	0	0	0	0	0	0	0	0	0	0	W	28-20
09/21	at Rams	P	1	0	1	0.0	0.0	0	0	0	0	0	0	0	0	0	0	0	0	0	0	0	0	0	0	0	L	6-28
09/27	Titans	P	0	0	0	0.0	0.0	0	0	0	0	0	0	0	0	0	0	0	0	0	0	0	0	0	0	0	W	12-7
10/04	Cardinals	P	2	1	1	1.0	8.0	1	8	1	0	0	0	0	0	0	0	0	0	0	0	0	0	0	0	0	W	36-24
10/11	at Commanders	P	1	1	0	0.0	0.0	1	1	0	0	0	0	0	0	0	0	0	0	0	0	0	0	0	0	0	T	27-27
10/18	Saints											ON INACTIVE LIST															L	27-34
10/25	at Texans	P	0	0	0	0.0	0.0	0	0	0	0	0	0	0	0	0	0	0	0	0	0	0	0	0	0	0	W	27-21+
2026 TOTALS		**6-0**	**5**	**2**	**3**	**1.0**	**8.0**	**2**	**9**	**1**	**0**	**0**	**0**	**0**	**0**	**0**	**0**	**0**	**0**	**0**	**0**	**0**	**0**	**0**	**0**	**0**	**4-2-1**	

+ - Overtime



DRU PHILLIPS

CB #22

HEIGHT: 5-11
WEIGHT: 180 lbs
COLLEGE: KENTUCKY
HOW ACQUIRED: D3-'24
NFL EXP.: 3 YEARS
GIANTS EXP.: 3 YEARS

2026 SEASON HIGHLIGHTS

- Posted 5 total tackles, 4 quarterback hits, 2.0 sacks and 2 tackles for loss at Washington in Week 5...Became just the fifth Giants defensive back to record at least 2.0 sacks in a single game...Phillips also became the third defensive back since 2006 to record 4 quarterback hits and 2.0 sacks in a game, joining Malcolm Jenkins (11/24/19) and Jamal Adams (11/17/19).

CAREER HIGHLIGHTS

- Phillips has played in 38 games and made 17 starts...Owns 161 tackles, 18 tackles for loss, 15 passes defensed, 5 quarterback hits, 3 interceptions, 3.0 sacks, 2 forced fumbles and 1 fumble recovery
- Saw action in all 17 games (eight starts) for the Giants in 2025…Produced 66 tackles, 12 passes defensed, 9 tackles for loss, 2 interceptions and 1 fumble recovery...His 9 tackles for loss led all NFL cornerbacks and are the most in a season by a defensive back in franchise history.
- As a rookie in 2024, Phillips played in 14 games with six starts…Totaled 71 tackles, 7 tackles for loss, 2 forced fumbles, 1 passes defensed, 1 quarterback hit, and 1.0 sack…His 71 tackles were the ninth-most among all rookies in 2024 and the third-most by a rookie in franchise history.
- Tallied 4 tackles, 1 tackle for loss and 1 forced fumble in his NFL debut Week 1 vs. Minnesota (9/8/24)…Became the fourth Giant since 2000 to record a forced fumble in his career debut and first since Bruce Johnson on 9/13/09 vs. Washington.
- Recorded a season-high 12 tackles, 2 tackles for loss, 1 quarterback hit and 1.0 sack at Cleveland (9/15/24)…Became the second Giants rookie since 1982 to produce at least 12 tackles and 1.0 sack in a game, joining Kayvon Thibodeaux (at Washington, 12/18/22)…Phillips was also the third rookie cornerback to accomplish this feat, joining Eric Wright (12 tackles, 1.0 sack for Cleveland at Pittsburgh on 11/11/07) and D.J. Reed (12 tackles, 1.0 sack, for the Jets vs. Denver on 12/9/18).
- Recorded his first career interception along with 6 tackles and 1 pass defensed vs. Indianapolis (12/29/24)…His 25-yard interception return was the longest by a Giants rookie since Julian Love's 30-yarder at Chicago on 12/24/19.

COLLEGE

- Phillips played in 38 games with 16 starts in four seasons at Kentucky…Career totals include 82 tackles, 3 stops for loss and 10 passes defensed.
- In 2023, started all 12 games in which he played…Posted a career-high 47 tackles, 1.5 tackles for loss, and was second on the team with 5 passes defensed…Played both outside corner and in the slot.
- In 2022, played in all 13 games with four starts…Tallied 31 tackles, 1.5 tackles for loss and 5 passes defensed.
- In 2021, played in nine games and had 3 tackles.

OFF-THE-FIELD ACTIVITY

- Attended the United Way of New York City's Gridiron Gala event at Glasshouses in NYC, which raised more than $3 million for UWNYC programming...Attended a Mental Health Awareness Month event where he spoke on a panel to boys in the NYPD-led Far Rockaway, Harlem and Bronx Giants programs...Attended The Giants Foundation Golf Classic which raised more than $500,000 for The Giants Foundation...Attended the Boys & Girls Club of Hudson County to help give away turkeys to families in the local community...Hosted a youth football camp in Simpsonville, SC...Represented American Cancer Society during Week 13 of the NFL season for My Cause My Cleats...Hosted members from the NYPD Military Liaison Group as well as members from the John Jay College of Criminal Justice to the Quest Diagnostics Training Center to watch practice and enjoy a day with the Giants.

PERSONAL

- Son of Carlos and LaTonya Phillips…Carlos played linebacker at Kentucky and LaTonya was a standout athlete at Danville High School…Graduated in December 2023 with a degree in integrated strategic communication.
- Starred at Mauldin (S.C.) High School…As a senior, contributed 38 tackles, 2 interceptions, 8 pass breakups, and 1 fumble recovery…Named 5A first-team all-state by the South Carolina Football Coaches Association…Selected to the Shrine Bowl of the Carolinas.
- As a junior, posted 29 tackles, 1.0 sack, 1 interception and 1 forced fumble.
- Varsity starter as a sophomore, when he finished with 50 tackles, 15 passes defended and 1 interception, earning all-region honors and helping the team to an 8-5 record.
- Three-year letterwinner on the track team…Ranked No. 1 nationally, 2-time state champion and 3-time all-region selection in the triple jump…Won 2019 state championship with a jump of 49 feet, 4 inches.

MAIN TRANSACTIONS

- Originally a 3rd-round (70th pick overall) draft choice by the Giants in 2024.

DRU PHILLIPS' NFL REGULAR SEASON DEFENSIVE STATISTICS

				TACKLES								INTERCEPTIONS					O. FUMB				ST					MISC	
DATE	TEAM	GP	GS	TK	S	A	TFL	YDS	SK	YDS	QBH	NO	YDS	LG	TD	PD	FF	FR	TD	YDS	TK	S	A	FF	FR	S	A
2024	Giants	14	6	71	46	25	7	19	1.0	5.0	1	1	25	25	0	1	2	0	0	0	0	0	0	0	0	0	0
2025	Giants	17	8	66	49	17	9	20	0.0	0.0	0	2	56	56	0	12	0	1	0	0	0	0	0	0	0	0	0
2026	Giants	7	3	24	20	4	2	14	2.0	14.0	4	0	0	0	0	2	0	0	0	0	0	0	0	0	0	0	0
NFL TOTALS		**38**	**17**	**161**	**115**	**46**	**18**	**53**	**3.0**	**19.0**	**5**	**3**	**81**	**56**	**0**	**15**	**2**	**1**	**0**	**0**	**0**	**0**	**0**	**0**	**0**	**0**	**0**

SINGLE-GAME HIGHS: DEFENSIVE

Total Tackles 12 at Washington Commanders, Sep 15, 2024
Solo Tackles 9 at Denver Broncos, Oct 19, 2025
Sacks 2.0 at Washington Commanders, Oct 11, 2026
Passes Defensed 4 vs. Los Angeles Chargers, Sep 28, 2025
Forced Fumbles 1 at Carolina Panthers, Nov 10, 2024
...1 more at 1.
Fumble Recoveries 1 vs. Philadelphia Eagles, Oct 09, 2025
Tackles For Loss 2 at Washington Commanders, Oct 11, 2026
...3 more at 2.
Interceptions 1 vs. Los Angeles Chargers, Sep 28, 2025
...2 more at 1.

2026 GAME-BY-GAME REGULAR-SEASON STATISTICS (GIANTS)

			TACKLES								INTERCEPTIONS					O. FUMB				ST					MISC			
DATE	OPPONENT	P/S	TK	S	A	SK	YDS	TFL	YDS	QBH	NO	YDS	LG	TD	PD	FF	FR	TD	YDS	TK	S	A	FF	FR	S	A	W/L	SCORE
09/13	Cowboys	S	2	2	0	0.0	0.0	0	0	0	0	0	0	0	0	0	0	0	0	0	0	0	0	0	0	0	W	28-20
09/21	at Rams	P	1	1	0	0.0	0.0	0	0	0	0	0	0	0	0	0	0	0	0	0	0	0	0	0	0	0	L	6-28
09/27	Titans	P	11	8	3	0.0	0.0	0	0	0	0	0	0	0	0	0	0	0	0	0	0	0	0	0	0	0	W	12-7
10/04	Cardinals	S	0	0	0	0.0	0.0	0	0	0	0	0	0	0	2	0	0	0	0	0	0	0	0	0	0	0	W	36-24
10/11	at Commanders	P	5	5	0	2.0	14.0	2	14	4	0	0	0	0	0	0	0	0	0	0	0	0	0	0	0	0	T	27-27
10/18	Saints	S	4	3	1	0.0	0.0	0	0	0	0	0	0	0	0	0	0	0	0	0	0	0	0	0	0	0	L	27-34
10/25	at Texans	P	1	1	0	0.0	0.0	0	0	0	0	0	0	0	0	0	0	0	0	0	0	0	0	0	0	0	W	27-21+
2026 TOTALS		**7-3**	**24**	**20**	**4**	**2.0**	**14.0**	**2**	**14**	**4**	**0**	**0**	**0**	**0**	**2**	**0**	**0**	**0**	**0**	**0**	**0**	**0**	**0**	**0**	**0**	**0**	**4-2-1**	

+ - Overtime



JASON PINNOCK

S #25

(pin-AWK)

HEIGHT: 6-0
WEIGHT: 200 lbs
COLLEGE: PITTSBURGH
HOW ACQUIRED: FA-'26
NFL EXP.: 6 YEARS
GIANTS EXP.: 4 YEARS

CAREER HIGHLIGHTS

- Has played in 79 regular-season games with 48 starts for the New York Jets (2021), New York Giants (2022-24, '26) and San Francisco 49ers (2025)…Played in four postseason games, two for the Giants and two for the San Francisco 49ers…Totals include 271 tackles, 14 tackles for loss, 13 passes defensed, 11 quarterback hits, 6.5 sacks, 6 forced fumbles, 2 interceptions, along with 5 special teams tackles…Has 1 tackle in the postseason and 2 tackles on special teams.
- Appeared in all 17 games for the 49ers in 2025 and made seven starts…Also played in two postseason games…Finished the regular season with 40 tackles and 1 tackle for loss…Recorded 1 special teams tackle in the playoffs.
- For the Giants in 2024, started in all 16 games in which he played…Tied his career-high with 85 tackles, 4 tackles for loss, 3 quarterback hits, a career-high 3.0 sacks and 1 pass defensed.
- In 2023, started all 16 games in which he played…Finished fourth on the team with 85 tackles, 6 passes defensed, 6 tackles for loss, 4 quarterback hits, 2.0 sacks, 2 forced fumbles and 2 interceptions…Ranked second in the league with 123 interception return yards.
- In his first season with the Giants in 2022, played in 14 regular-season games with five starts and played in both postseason games…Totaled 40 tackles, 2 tackles for loss, 1.5 sacks, 4 quarterback hits, 3 passes defensed and 1 forced fumble…Missed three games due to injury.
- As a rookie in 2021, played in 12 games with two starts for the Jets…Played both cornerback and safety…Produced 13 tackles, 2 forced fumbles and 1 pass defensed…Added 3 tackles on special teams.

NOTES TO KNOW

- Recorded his first career interception at Miami (10/8/23) and returned it for a 102-yard touchdown…The 102-yard return tied Pinnock with Erich Barnes (at Dallas, 10/15/61) for the longest touchdown in franchise history and was the longest interception return by any player in 2023…Pinnock's 102 interception return yards tied for the third-most in single-game franchise history
- Pinnock has recorded 6.5 sacks as a Giant, the most by any defensive back in the franchise since 1982, when sacks became an official statistic.
- Became the fourth Giants defensive back to record multiple sacks in a single game after producing 2.0 sacks at Washington (9/15/24)…He joined Bill Currier (1982), Jason Sehorn (1996) and Tito Woolen (1998).

COLLEGE

- Played in 43 games in four seasons at Pittsburgh and registered 54 tackles, 6 interceptions, 19 passes defensed and 1 fumble recovery.
- As a senior in 2020, played in 10 games and collected a career-best 17 tackles, and led Pittsburgh with a career-high 3 interceptions.
- Appeared in 10 games (three starts) in 2019 and recorded 16 tackles, 7 passes defensed, 1 interception and a half-tackle for loss…Missed three games due to injury.
- Played 13 games (six starts at cornerback) in 2018…Compiled 15 tackles, 6 passes defensed, 2.0 tackles for loss and 1.0 sack.
- As a freshman in 2017, played in 10 games, primarily on special teams…Registered 4 tackles, 1 pass defensed and 1 fumble recovery, which he returned for a touchdown.

PERSONAL

- Son of Louis and Chantel Pinnock…Father was a four-year letterman at Indiana (1992-95)…Studied communications at Pittsburgh.
- As a senior at Windsor High School in Conn., ranked third in the state in receiving yards (1,172) with 59 receptions and 12 touchdowns…Scored 3 defensive touchdowns, 2 on fumble returns, and 1 on a 70-yard interception…Picked off 7 passes…Also blocked 1 punt.
- Named to the Connecticut High School Coaches Association (CHSCA) Top 20…All-Hartford Courant honoree as both a cornerback and wide receiver…Hartford Courant Defensive Player of the Year…All-Central Connecticut Conference (CCC) Division II East…Led Windsor to a 12-1 record and the Connecticut Class L championship game.
- Also was a track and field standout in high school.

MAIN TRANSACTIONS

- Originally a 5th-round (175th pick overall) draft choice by the New York Jets in 2021.
- Waived by the Jets on 8/30/22 and claimed off waivers by the New York Giants on 8/31/22.
- Signed as a free agent by the San Francisco 49ers on 3/13/25.
- Signed as a free agent by the Giants on 3/16/26.

JASON PINNOCK'S NFL REGULAR SEASON DEFENSIVE STATISTICS

				TACKLES								INTERCEPTIONS					O. FUMB				ST					MISC	
DATE	TEAM	GP	GS	TK	S	A	TFL	YDS	SK	YDS	QBH	NO	YDS	LG	TD	PD	FF	FR	TD	YDS	TK	S	A	FF	FR	S	A
2021	Jets	12	2	13	8	5	0	0	0.0	0.0	0	0	0	0	0	1	2	0	0	0	3	2	1	0	0	0	0
2022	Giants	14	5	40	33	7	2	12	1.5	16.0	4	0	0	0	0	3	1	0	0	0	1	1	0	0	1	0	0
2023	Giants	16	16	85	59	26	6	22	2.0	17.0	4	2	123	102t	1	6	2	0	0	0	0	0	0	0	0	0	0
2024	Giants	16	16	85	50	35	4	16	3.0	13.0	3	0	0	0	0	1	0	0	0	0	0	0	0	0	0	0	0
2025	49ers	17	7	40	26	14	1	5	0.0	0.0	0	0	0	0	0	0	0	0	0	0	1	1	0	0	0	0	0
2026	Giants	4	2	8	6	2	1	1	0.0	0.0	0	0	0	0	0	2	1	0	0	0	0	0	0	0	0	0	0
NFL TOTALS		**79**	**48**	**271**	**182**	**89**	**14**	**56**	**6.5**	**46.0**	**11**	**2**	**123**	**102T**	**1**	**13**	**6**	**0**	**0**	**0**	**5**	**4**	**1**	**0**	**1**	**0**	**0**

JASON PINNOCK'S NFL POSTSEASON DEFENSIVE STATISTICS

				TACKLES								INTERCEPTIONS					O. FUMB				ST					MISC	
DATE	TEAM	GP	GS	TK	S	A	TFL	YDS	SK	YDS	QBH	NO	YDS	LG	TD	PD	FF	FR	TD	YDS	TK	S	A	FF	FR	S	A
2022	Giants	2	0	1	0	1	0	0	0.0	0.0	0	0	0	0	0	0	0	0	0	0	1	1	0	0	0	0	0
2025	49ers	2	0	0	0	0	0	0	0.0	0.0	0	0	0	0	0	0	0	0	0	0	1	1	0	0	0	0	0
NFL TOTALS		**4**	**0**	**1**	**0**	**1**	**0**	**0**	**0.0**	**0.0**	**0**	**0**	**0**	**0**	**0**	**0**	**0**	**0**	**0**	**0**	**2**	**2**	**0**	**0**	**0**	**0**	**0**

SINGLE-GAME HIGHS: DEFENSIVE

Total Tackles 13 at Arizona Cardinals, Sep 17, 2023
Solo Tackles 10 at Arizona Cardinals, Sep 17, 2023
Sacks 2.0 at Washington Commanders, Sep 15, 2024
Passes Defensed 2 vs. Green Bay Packers, Dec 11, 2023
...1 more at 2.
Forced Fumbles 1 vs. New Orleans Saints, Oct 18, 2026
...5 more at 1.
Tackles For Loss 3 at Arizona Cardinals, Sep 17, 2023
Interceptions 1 vs. Green Bay Packers, Dec 11, 2023
...1 more at 1.
Special Teams Tackles 1 vs. Washington Commanders, Dec 04, 2022
...3 more at 1.

SINGLE-GAME HIGHS - POSTSEASON: DEFENSIVE

Special Teams Tackles 1 at Minnesota Vikings, Jan 15, 2023

2026 GAME-BY-GAME REGULAR-SEASON STATISTICS (GIANTS)

			TACKLES								INTERCEPTIONS					O. FUMB				ST					MISC			
DATE	OPPONENT	P/S	TK	S	A	SK	YDS	TFL	YDS	QBH	NO	YDS	LG	TD	PD	FF	FR	TD	YDS	TK	S	A	FF	FR	S	A	W/L	SCORE
09/13	Cowboys											ON INACTIVE LIST															W	28-20
09/21	at Rams											ON INACTIVE LIST															L	6-28
09/27	Titans	P	3	3	0	0.0	0.0	1	1	0	0	0	0	0	0	0	0	0	0	0	0	0	0	0	0	0	W	12-7
10/04	Cardinals	P	0	0	0	0.0	0.0	0	0	0	0	0	0	0	0	0	0	0	0	0	0	0	0	0	0	0	W	36-24
10/11	at Commanders											ON INACTIVE LIST															T	27-27
10/18	Saints	S	2	1	1	0.0	0.0	0	0	0	0	0	0	0	1	1	0	0	0	0	0	0	0	0	0	0	L	27-34
10/25	at Texans	S	3	2	1	0.0	0.0	0	0	0	0	0	0	0	1	0	0	0	0	0	0	0	0	0	0	0	W	27-21+
2026 TOTALS		**4-2**	**8**	**6**	**2**	**0.0**	**0.0**	**1**	**1**	**0**	**0**	**0**	**0**	**0**	**2**	**1**	**0**	**0**	**0**	**0**	**0**	**0**	**0**	**0**	**0**	**0**	**4-2-1**	

+ - Overtime



DJ READER

DL #98

HEIGHT: 6-3
WEIGHT: 330 lbs
COLLEGE: CLEMSON
HOW ACQUIRED: FA-'26
NFL EXP.: 11 YEARS
GIANTS EXP.: 1 YEAR

CAREER HIGHLIGHTS

- An 11-year NFL veteran, Reader signed with the New York Giants during the 2026 offseason…He has played in 144 games and made 135 starts…Began his career with the Houston Texans (2016-19) before spending time with the Cincinnati Bengals (2020-23) and Detroit Lions (2024-25)…His career totals include 349 total tackles, 58 quarterback hits, 28 tackles for loss, 12.5 sacks, 9 passes defensed, 3 fumble recoveries and 1 forced fumble…Also played in 13 postseason games (13 starts) and combined for 37 tackles, 6 quarterback hits, 4 tackles for loss, 2.0 sacks and 1 pass defensed.
- For the Lions in 2025, started all 17 games and produced 28 tackles and 4 quarterback hits…Among defenders with 200 snaps played, Reader was the most double-teamed player in the NFL according to Next Gen Stats…He was double-teamed on 57.7% of his snaps played.
- In 2024, started all 15 games he played in and totaled 23 tackles, 8 quarterback hits, 4 tackles for loss, a career-high 3.0 sacks and 1 pass defensed.
- For the Bengals in 2023, registered 34 tackles, 7 quarterback hits, 2 tackles for loss, 1 pass defensed and 1 fumble recovery.
- Started all 10 games he played in 2022…Amassed 27 tackles, 5 quarterback hits, a career-high 4 passes defensed, 2 fumble recoveries, 1 tackle for loss and 1 forced fumble.
- Appeared in 15 games (15 starts) for the Bengals in 2021 and totaled 43 tackles, 7 quarterback hits, 3 tackles for loss and 2.0 sacks…Also started all four postseason games for the Bengals en route to an appearance in Super Bowl LVI…Produced 12 tackles, 4 quarterback hits, 3 tackles for loss and 1.0 sack.
- 2020 marked Reader's first season in Cincinnati…He started all five games he played in and notched 19 tackles, 2 passes defensed, 1 quarterback hit and 1 tackle for loss.
- For the Texans in 2019, appeared in 15 games (15 starts) and set career highs in tackles (52), quarterback hits (13) and tackles for loss (6)…He added 2.5 sacks.
- In 2018, started all 16 games and registered 33 tackles, 5 tackles for loss, 3 quarterback hits and 2.0 sacks.
- Played in 14 games (14 starts) in 2017 and finished with 47 tackles, 6 quarterback hits, 3 tackles for loss and 1.0 sack.
- As a rookie in 2016, appeared in all 16 games and made seven starts…Totaled 22 tackles, 2 tackles for loss, 2 quarterback hits and 1.0 sack.

COLLEGE

- Spent four seasons at Clemson (2012-15) and played in 45 career games…Combined for 73 total tackles, 9.0 tackles for loss and 5.0 sacks.
- As a senior in 2015, played in nine games and combined for 13 tackles, 1.5 tackles for loss and a half-sack.
- In 2014, appeared in 12 games and registered 17 total tackles, 2.5 tackles for loss and 1.5 sacks.
- Set career highs with 5.0 tackles for loss and 3.0 sacks in 2013…Played in 11 contests and contributed 20 total tackles.
- As a freshman in 2012, played in 13 games and notched a career-high 23 tackles.
- Spent his freshman year at Clemson on the baseball team, where he played first base…Went 0-for-3 with one run, a .500 on-base percentage, two walks and one hit-by-pitch in seven games off the bench…Was hit in the face by one pitch, which he later described as "I've been hit a lot harder."…When recruited to Clemson, head football coach Dabo Swinney told him he could play baseball if he earned a significant role on the team, which is why he only played one season.

PERSONAL

- A native of Greensboro, N.C.…Reader was recruited out of high school as a guard and defensive lineman…Lettered four times in football, baseball and basketball…Was the starting center on his high school basketball team.
- Comes from a family of athletes…His mother, Felicia, played softball at North Carolina A&T from 1985-88 and his uncle, Glenn Ford, played football at Tennessee from 1978-80.
- Studied communications at Clemson.
- Has his own foundation, "A Son Never Forgets" which he created to honor his late father to help underserved communities, providing resource rooms stocked with school essentials, hygiene products and awarding scholarships across multiple cities…He was the Detroit Lions 2025 Walter Payton Man of the Year nominee.

MAIN TRANSACTIONS

- Originally a 5th-round (166th pick overall) draft choice by the Houston Texans in 2016.
- Signed a four-year contract with the Cincinnati Bengals on 3/18/20.
- Signed a two-year contract with the Detroit Lions on 3/14/24.
- Signed a two-year contract with the New York Giants on 5/7/26.

DJ READER'S NFL REGULAR SEASON DEFENSIVE STATISTICS

				TACKLES								INTERCEPTIONS					O. FUMB				ST					MISC	
DATE	TEAM	GP	GS	TK	S	A	TFL	YDS	SK	YDS	QBH	NO	YDS	LG	TD	PD	FF	FR	TD	YDS	TK	S	A	FF	FR	S	A
2016	Texans	16	7	22	7	15	2	8	1.0	8.0	2	0	0	0	0	1	0	0	0	0	0	0	0	0	0	0	0
2017	Texans	14	14	47	23	24	3	3	1.0	2.0	6	0	0	0	0	0	0	0	0	0	0	0	0	0	0	0	0
2018	Texans	16	16	33	23	10	5	17	2.0	10.0	3	0	0	0	0	0	0	0	0	0	0	0	0	0	0	0	0
2019	Texans	15	15	52	28	24	6	29	2.5	17.0	13	0	0	0	0	0	0	0	0	0	0	0	0	0	0	0	0
2020	Bengals	5	5	19	8	11	1	1	0.0	0.0	1	0	0	0	0	2	0	0	0	0	0	0	0	0	0	0	0
2021	Bengals	15	15	43	22	21	3	11	2.0	10.0	7	0	0	0	0	0	0	0	0	0	0	0	0	0	0	0	0
2022	Bengals	10	10	27	18	9	1	0	0.0	0.0	5	0	0	0	0	4	1	2	0	0	0	0	0	0	0	0	0
2023	Bengals	14	14	34	20	14	2	10	1.0	9.0	7	0	0	0	0	1	0	1	0	0	0	0	0	0	0	0	0
2024	Lions	15	15	23	11	12	4	20	3.0	19.0	8	0	0	0	0	1	0	0	0	0	0	0	0	0	0	0	0
2025	Lions	17	17	28	11	17	0	0	0.0	0.0	4	0	0	0	0	0	0	0	0	0	0	0	0	0	0	0	0
2026	Giants	7	7	21	13	8	1	1	0.0	0.0	2	0	0	0	0	0	0	0	0	0	0	0	0	0	0	0	0
NFL TOTALS		**144**	**135**	**349**	**184**	**165**	**28**	**100**	**12.5**	**75.0**	**58**	**0**	**0**	**0**	**0**	**9**	**1**	**3**	**0**	**0**	**0**	**0**	**0**	**0**	**0**	**0**	**0**

DJ READER'S NFL POSTSEASON DEFENSIVE STATISTICS

				TACKLES								INTERCEPTIONS					O. FUMB				ST					MISC	
DATE	TEAM	GP	GS	TK	S	A	TFL	YDS	SK	YDS	QBH	NO	YDS	LG	TD	PD	FF	FR	TD	YDS	TK	S	A	FF	FR	S	A
2016	Texans	2	2	3	2	1	1	6	1.0	6.0	1	0	0	0	0	0	0	0	0	0	0	0	0	0	0	0	0
2018	Texans	1	1	6	3	3	0	0	0.0	0.0	0	0	0	0	0	0	0	0	0	0	0	0	0	0	0	0	0
2019	Texans	2	2	7	4	3	0	0	0.0	0.0	0	0	0	0	0	0	0	0	0	0	0	0	0	0	0	0	0
2021	Bengals	4	4	12	7	5	3	7	1.0	6.0	4	0	0	0	0	0	0	0	0	0	0	0	0	0	0	0	0
2022	Bengals	3	3	8	4	4	0	0	0.0	0.0	1	0	0	0	0	1	0	0	0	0	0	0	0	0	0	0	0
2024	Lions	1	1	1	0	1	0	0	0.0	0.0	0	0	0	0	0	0	0	0	0	0	0	0	0	0	0	0	0
NFL TOTALS		**13**	**13**	**37**	**20**	**17**	**4**	**13**	**2.0**	**12.0**	**6**	**0**	**0**	**0**	**0**	**1**	**0**	**0**	**0**	**0**	**0**	**0**	**0**	**0**	**0**	**0**	**0**

SINGLE-GAME HIGHS: DEFENSIVE

Total Tackles 7 vs. New England Patriots, Dec 01, 2019
Solo Tackles 5 vs. New Orleans Saints, Oct 18, 2026
...2 more at 5.
Sacks 2.0 vs. Chicago Bears, Nov 28, 2024
...1 more at 2.0.
Passes Defensed 2 at Tennessee Titans, Nov 27, 2022
Fumble Recoveries 1 at Dallas Cowboys, Sep 18, 2022
Tackles For Loss 2 vs. Chicago Bears, Nov 28, 2024
...2 more at 2.

SINGLE-GAME HIGHS - POSTSEASON: DEFENSIVE

Total Tackles 6 at Tennessee Titans, Jan 22, 2022
...2 more at 6.
Solo Tackles 5 at Tennessee Titans, Jan 22, 2022
Sacks 1.0 vs. Los Angeles Rams, Feb 13, 2022
...1 more at 1.0.
Tackles For Loss 2 at Tennessee Titans, Jan 22, 2022

2026 GAME-BY-GAME REGULAR-SEASON STATISTICS (GIANTS)

			TACKLES								INTERCEPTIONS					O. FUMB				ST					MISC			
DATE	OPPONENT	P/S	TK	S	A	SK	YDS	TFL	YDS	QBH	NO	YDS	LG	TD	PD	FF	FR	TD	YDS	TK	S	A	FF	FR	S	A	W/L	SCORE
09/13	Cowboys	S	2	1	1	0.0	0.0	0	0	0	0	0	0	0	0	0	0	0	0	0	0	0	0	0	0	0	W	28-20
09/21	at Rams	S	3	3	0	0.0	0.0	0	0	0	0	0	0	0	0	0	0	0	0	0	0	0	0	0	0	0	L	6-28
09/27	Titans	S	1	1	0	0.0	0.0	0	0	0	0	0	0	0	0	0	0	0	0	0	0	0	0	0	0	0	W	12-7
10/04	Cardinals	S	2	1	1	0.0	0.0	0	0	1	0	0	0	0	0	0	0	0	0	0	0	0	0	0	0	0	W	36-24
10/11	at Commanders	S	5	2	3	0.0	0.0	0	0	0	0	0	0	0	0	0	0	0	0	0	0	0	0	0	0	0	T	27-27
10/18	Saints	S	6	5	1	0.0	0.0	1	1	0	0	0	0	0	0	0	0	0	0	0	0	0	0	0	0	0	L	27-34
10/25	at Texans	S	2	0	2	0.0	0.0	0	0	1	0	0	0	0	0	0	0	0	0	0	0	0	0	0	0	0	W	27-21+
2026 TOTALS		**7-7**	**21**	**13**	**8**	**0.0**	**0.0**	**1**	**1**	**2**	**0**	**0**	**0**	**0**	**0**	**0**	**0**	**0**	**0**	**0**	**0**	**0**	**0**	**0**	**0**	**0**	**4-2-1**	

+ - Overtime



NIKKO REED

CB #35

HEIGHT: 5-10
WEIGHT: 180 lbs
COLLEGE: OREGON
HOW ACQUIRED: FA-'26
NFL EXP.: 2 YEARS
GIANTS EXP.: 1 YEAR

CAREER HIGHLIGHTS

- Has appeared in eigth games in his pro career for the Los Angeles Chargers (2025-26) and New York Giants (2026), totaling 2 tackles and 1 pass defensed, along with 1 special teams tackle.
- Saw action in five games as a rookie in 2025 for the Chargers before being placed on season-ending injured reserve on 1/3/26, posting 2 tackles and 1 pass defensed.

COLLEGE

- Appeared in 49 games in college across four seasons, two at Oregon (2023-24) after two at Colorado (2021-22)…Totaled 115 tackles, 22 passes defensed, 8.0 tackles for loss, 5 interceptions, 2.0 sacks and 1 fumble recovery.
- Played in all 14 games in 2024, posting 39 tackles, 7 passes defensed, 2 interceptions and 2.0 tackles for loss.
- Appeared in all 14 games in his first season at Oregon in 2023, logging 25 tackles, 7 passes defensed, 2.0 tackles for loss and 1.0 sack.
- In 2022, his final season at Colorado, appeared in 12 games and accumulated 42 tackles, 7 passes defensed, 2.5 tackles for loss, 2 interceptions, 1 fumble recovery and 1. 0 sack.
- Saw action in nine games as a true freshman in 2021, registering 9 tackles, 1.5 tackles for loss, 1 pass defensed and 1 interception.

PERSONAL

- Attended Moreau Catholic High School (Hayward, Calif .)…Was a three-star recruit, playing wide receiver and cornerback in his sophomore and junior years, as his senior season was canceled due to the pandemic in 2020… Was named first-team all-league at receiver, defensive back and special teams as a junior, with 17 touchdowns including a rushing touchdown, interception return for a touchdown, punt return touchdown and 4 touchdowns on kickoff returns.
- Also ran track in high school.
- Son of Maria Napitan…Has two brothers, LaDon and Khalil Hudson, who played football at Mid Nazarene University and Southern Oregon University, respectively.

MAIN TRANSACTIONS

- Originally signed as a rookie free agent by the Los Angeles Charges on 5/10/25.
- Signed to the New York Giants' active roster off the Chargers practice squad on 9/18/26.

NIKKO REED'S NFL REGULAR SEASON DEFENSIVE STATISTICS

				TACKLES								INTERCEPTIONS					O. FUMB				ST					MISC	
DATE	TEAM	GP	GS	TK	S	A	TFL	YDS	SK	YDS	QBH	NO	YDS	LG	TD	PD	FF	FR	TD	YDS	TK	S	A	FF	FR	S	A
2025	Chargers	5	0	2	1	1	0	0	0.0	0.0	0	0	0	0	0	1	0	0	0	0	0	0	0	0	0	0	0
2026	Chargers	0	0	0	0	0	0	0	0.0	0.0	0	0	0	0	0	0	0	0	0	0	0	0	0	0	0	0	0
	Went from **L.A. Chargers** to **N.Y. Giants**.																										
2026	Giants	3	0	0	0	0	0	0	0.0	0.0	0	0	0	0	0	0	0	0	0	0	1	1	0	0	0	0	0
2026	TOTAL	3	0	0	0	0	0	0	0.0	0.0	0	0	0	0	0	0	0	0	0	0	1	1	0	0	0	0	0
NFL TOTALS		**8**	**0**	**2**	**1**	**1**	**0**	**0**	**0.0**	**0.0**	**0**	**0**	**0**	**0**	**0**	**1**	**0**	**0**	**0**	**0**	**1**	**1**	**0**	**0**	**0**	**0**	**0**

NIKKO REED'S NFL POSTSEASON DEFENSIVE STATISTICS

				TACKLES								INTERCEPTIONS					O. FUMB				ST					MISC	
DATE	TEAM	GP	GS	TK	S	A	TFL	YDS	SK	YDS	QBH	NO	YDS	LG	TD	PD	FF	FR	TD	YDS	TK	S	A	FF	FR	S	A
2025	Chargers	0	0	0	0	0	0	0	0.0	0.0	0	0	0	0	0	0	0	0	0	0	0	0	0	0	0	0	0
NFL TOTALS		**0**	**0**	**0**	**0**	**0**	**0**	**0**	**0.0**	**0.0**	**0**	**0**	**0**	**0**	**0**	**0**	**0**	**0**	**0**	**0**	**0**	**0**	**0**	**0**	**0**	**0**	**0**

2026 GAME-BY-GAME REGULAR-SEASON STATISTICS (CHARGERS/GIANTS)

			TACKLES								INTERCEPTIONS					O. FUMB				ST					MISC			
DATE	OPPONENT	P/S	TK	S	A	SK	YDS	TFL	YDS	QBH	NO	YDS	LG	TD	PD	FF	FR	TD	YDS	TK	S	A	FF	FR	S	A	W/L	SCORE
09/13	Cardinals		PRACTICE SQUAD																								L	14-26
			Went from **Chargers** to **Giants**.																									
09/21	at Rams	P	0	0	0	0.0	0.0	0	0	0	0	0	0	0	0	0	0	0	0	0	0	0	0	0	0	0	L	6-28
09/27	Titans	P	0	0	0	0.0	0.0	0	0	0	0	0	0	0	0	0	0	0	0	1	1	0	0	0	0	0	W	12-7
10/04	Cardinals		ON INACTIVE LIST																								W	36-24
10/11	at Commanders		ON INACTIVE LIST																								T	27-27
10/18	Saints	P	0	0	0	0.0	0.0	0	0	0	0	0	0	0	0	0	0	0	0	0	0	0	0	0	0	0	L	27-34
10/25	at Texans		ON INACTIVE LIST																								W	27-21+
2026 TOTALS		**3-0**	**0**	**0**	**0**	**0.0**	**0.0**	**0**	**0**	**0**	**0**	**0**	**0**	**0**	**0**	**0**	**0**	**0**	**0**	**1**	**1**	**0**	**0**	**0**	**0**	**0**	**3-3-1**	

+ - Overtime



ARVELL REESE

ILB #52

HEIGHT: 6-4
WEIGHT: 243 lbs
COLLEGE: OHIO STATE
HOW ACQUIRED: D1A-'26
NFL EXP.: R
GIANTS EXP.: R

2026 SEASON HIGHLIGHTS

- Recorded his first career sack to go along with 9 tackles, 1 tackle for loss and 1 quarterback hit at Washington in Week 5.
- Registered 9 tackles, 3 passes defensed, 1 interception and 1 tackle for loss in Week 4 vs. Arizona...He is the fifth Giants rookie with at least 3 passes defensed and an interception in a game and the only Giants rookie since 1994 with at least 9 tackles, 3 passes defensed and 1 interceptions in a game.
- Started in his first NFL game vs. Dallas (9/13/26), posting 5 tackles, 1 tackle for loss and 1 quarterback hit...Only the second Giants rookie to have at least 5 tackles, 1 tackle for loss and 1 quarterback hit in his debut since 2006, joining DL Jonathan Hankins (10/6/13 vs. Philadelphia).

CAREER HIGHLIGHTS

- Has appeared in seven games (seven starts) and totaled 54 tackles, 5 tackles for loss, 4 passes defensed, 2 quarterback hits, 1.5 sacks and 1 interception, along with 2 special teams tackles.

COLLEGE

- Appeared in 36 games (16 starts) in three seasons at Ohio State (2023-25), totaling 112 tackles, 13.5 tackles for loss, 7.0 sacks and 2 passes defensed…Starred for a Buckeyes defense that ranked first in fewest points allowed (482) and total yards allowed (10,591) among teams that played in the FBS from 2023-25.
- Started all 14 games for the Buckeyes in 2025, recording 69 tackles, 10.0 tackles for loss, 6.5 sacks and 2 passes defensed…Named a Consensus All-American and first-team All-Big Ten honoree while taking home the Big Ten Conference's Butkus-Fitzgerald Linebacker of the Year award.
- Appeared in 16 games (two starts) in 2024, registering 43 tackles, 3.5 tackles for loss and a half-sack…Helped Ohio State to its first National Championship since 2014.
- Played in six games as a true freshman in 2023, but did not record any stats, with all of his snaps coming on special teams.

PERSONAL

- Graduated from Glenville High School in Cleveland, Ohio, and was coached by Ted Ginn Sr.…Helped lead Glenville to a 15-0 record and the school's first Division IV state title as a senior in 2022, earning first-team all-state honors and being named Division IV Defensive Player of the Year…Was a finalist for the 2022 High School Butkus Award, given to the nation's top high school linebacker.
- Began playing organized football at five, playing running back for the Glenville Titans before switching to defense…Attended Euclid High School in Euclid, Ohio, to stay close to his mother, who was recovering from a stroke…Primarily played special teams on varsity as a sophomore before moving to linebacker as a junior…Transferred to Glenville High School midway through his junior year in December of 2021.
- Parents are Alex and Maeko Walker…Older brother, Alex Reese III, played with him at Euclid and played defensive tackle at Duquesne.

MAIN TRANSACTIONS

- Originally a 1st-round (5th overall) draft choice by the Giants in 2026.

ARVELL REESE'S NFL REGULAR SEASON DEFENSIVE STATISTICS

				TACKLES								INTERCEPTIONS					O. FUMB				ST					MISC	
DATE	TEAM	GP	GS	TK	S	A	TFL	YDS	SK	YDS	QBH	NO	YDS	LG	TD	PD	FF	FR	TD	YDS	TK	S	A	FF	FR	S	A
2026	Giants	7	7	54	37	17	5	21	1.5	3.0	2	1	8	8	0	4	0	1	0	0	2	2	0	0	0	0	0
NFL TOTALS		7	7	54	37	17	5	21	1.5	3.0	2	1	8	8	0	4	0	1	0	0	2	2	0	0	0	0	0

SINGLE-GAME HIGHS: DEFENSIVE

Total Tackles	12 vs. Tennessee Titans, Sep 27, 2026
Solo Tackles	9 vs. Arizona Cardinals, Oct 04, 2026
	...1 more at 9.
Sacks	1.0 at Washington Commanders, Oct 11, 2026
Passes Defensed	1 vs. Tennessee Titans, Sep 27, 2026
Fumble Recoveries	1 vs. New Orleans Saints, Oct 18, 2026
Tackles For Loss	1 at Houston Texans, Oct 25, 2026
	...4 more at 1.
Interceptions	1 vs. Arizona Cardinals, Oct 04, 2026
Interception Return Yards	8 vs. Arizona Cardinals, Oct 04, 2026
Special Teams Tackles	1 vs. Tennessee Titans, Sep 27, 2026

2026 GAME-BY-GAME REGULAR-SEASON STATISTICS (GIANTS)

			TACKLES								INTERCEPTIONS					O. FUMB				ST					MISC			
DATE	OPPONENT	P/S	TK	S	A	SK	YDS	TFL	YDS	QBH	NO	YDS	LG	TD	PD	FF	FR	TD	YDS	TK	S	A	FF	FR	S	A	W/L	SCORE
09/13	Cowboys	S	5	5	0	0.0	0.0	1	5	1	0	0	0	0	0	0	0	0	0	0	0	0	0	0	0	0	W	28-20
09/21	at Rams	S	7	3	4	0.0	0.0	0	0	0	0	0	0	0	0	0	0	0	0	0	0	0	0	0	0	0	L	6-28
09/27	Titans	S	12	9	3	0.0	0.0	1	1	0	0	0	0	0	1	0	0	0	0	1	1	0	0	0	0	0	W	12-7
10/04	Cardinals	S	9	9	0	0.0	0.0	1	8	0	1	8	8	0	3	0	0	0	0	0	0	0	0	0	0	0	W	36-24
10/11	at Commanders	S	9	3	6	1.0	3.0	1	3	1	0	0	0	0	0	0	0	0	0	0	0	0	0	0	0	0	T	27-27
10/18	Saints	S	5	3	2	0.0	0.0	0	0	0	0	0	0	0	0	0	1	0	0	1	1	0	0	0	0	0	L	27-34
10/25	at Texans	S	7	5	2	0.5	0.0	1	4	0	0	0	0	0	0	0	0	0	0	0	0	0	0	0	0	0	W	27-21+
2026 TOTALS		**7-7**	**54**	**37**	**17**	**1.5**	**3.0**	**5**	**21**	**2**	**1**	**8**	**8**	**0**	**4**	**0**	**1**	**0**	**0**	**2**	**2**	**0**	**0**	**0**	**0**	**0**	**4-2-1**	

+ - Overtime



PATRICK RICARD

FB #45

HEIGHT: 6-3
WEIGHT: 300 lbs
COLLEGE: MAINE
HOW ACQUIRED: FA-'26
NFL EXP.: 10 YEARS
GIANTS EXP.: 1 YEAR

HONORS

- First-Team All-Pro: 2024
- Second-Team All-Pro: 2023, 2025
- Pro Bowl: 2019, 2020, 2021, 2022, 2024, 2025

CAREER HIGHLIGHTS

- Ricard is entering his 10th season in the NFL and first with the New York Giants…He spent the previous nine seasons (2017-25) playing under John Harbaugh at the Baltimore Ravens…He has played in 138 games and made 69 starts…When he first entered the league, he was used on both the offensive and defensive side of the ball, as a defensive lineman and fullback…Played a key role in the Ravens' dominant rushing attack over the years…He owns 11 career rushing attempts for 22 yards and has caught 50 passes for 324 yards and 7 touchdowns…On defense, totaled 18 tackles, 4 tackles for loss, 3 quarterback hits, 1.0 sack, 1 forced fumble and 1 fumble recovery.
- Played in eight postseason games and made seven starts…Hauled in 4 passes for 37 yards in the playoffs…He's earned six trips to the Pro Bowl and three All-Pro honors, one first-team in 2024 and two second-team appearances (2023 and 2025).
- Played in 11 games (five starts) in 2025…Recorded 1 rushing attempt for 3 yards and 1 reception for 8 yards…Missed the first six games of the season with a calf injury.
- In 2024, played in all 17 games and caught 3 passes for 22 yards and 1 touchdown.
- Made nine starts across 17 games in 2023…Recorded 5 receptions for 52 yards and 1 touchdown.
- Started a career-high 16 games in 2022…Appeared in all 17 contests…Rushed 7 times for 16 yards and totaled career highs with 11 receptions for 74 yards.
- In 2021, played in 13 games and made 11 starts…Registered 2 rushing attempts for 4 yards…Through the air, caught 8 passes for 63 yards and 1 touchdown.
- Appeared in 15 games (10 starts) in 2020 and caught 9 passes for 45 yards and 1 touchdown.
- 2019 marked Ricard's final season playing both offense and defense…Played 342 snaps on offense and 140 snaps on defense…Appeared in all 16 games and made seven starts…Recorded 8 receptions for 47 yards on offense…On defense, registered 9 tackles, 2 quarterback hits, 1 pass defensed, 1 tackle for loss and 1 forced fumble.
- In 2018, did not record any statistics on offense (96 snaps played)…Totaled 4 tackles, 1 quarterback hit and 1 tackle for loss on defense across 10 games (two starts).
- As a rookie in 2017, played in 16 games and caught 4 passes for 12 yards and 2 touchdowns…Added 5 tackles and 2 tackles for loss on defense.

NOTES TO KNOW

- In 2019, Ricard played 342 snaps on offense, 140 on defense and 102 on special teams, making him just one of two players since 2012 (when the NFL began tracking individual snap counts) to play 100+ snaps on all three phases. The other player to do so was Scott Matlock for the Los Angeles Chargers in 2024.

COLLEGE

- Attended Maine from 2012-16 and played in 27 games as a defensive lineman…Combined for 135 tackles, 36 tackles for loss, 12.0 sacks, 5 passes defensed and 1 forced fumble.
- Appeared in 11 games in 2016, combining for 50 tackles, 15.5 tackles for loss, 5.5 sacks, and 1 pass defensed.
- Named first-team CAA All-Conference in 2015…Started all 10 games he played in and led the conference with 16 tackles for loss…Added 52 tackles, 6.5 sacks, 2 passes defensed and 1 forced fumble.
- Made nine starts across 10 appearances in 2014…Finished with 46 tackles, 9.5 tackles for loss, 6 passes defensed and 4.5 sacks.
- As a freshman in 2013, played in all 13 games and registered 59 tackles, 6 tackles for loss, 1.0 sack, 1 fumble recovery and 1 pass defensed…Redshirted his freshman year in 2012.

PERSONAL

- Is the son of Judith and Paul Ricard…A native of Spencer, Mass…Majored in economics at Maine.
- Married to his wife, Hayley, and together they have one daughter, Emerson.
- Owns the nickname "Pancake Pat" due to his high-level blocking skills.

MAIN TRANSACTIONS

- Originally a 5th-round (166th pick overall) draft choice by the Houston Texans in 2016.
- Signed a four-year contract with the Cincinnati Bengals on 3/18/20.
- Signed a two-year contract with the Detroit Lions on 3/14/24.
- Signed a two-year contract with the New York Giants on 5/7/26.

PATRICK RICARD'S NFL REGULAR SEASON RUSHING/RECEIVING STATISTICS

		RUSHING							RECEIVING				
DATE	TEAM	GP	GS	NO.	YDS.	AVG.	LG	TD	NO.	YDS.	AVG.	LG	TD
2017	Ravens	16	0	0	0	0.0	0	0	4	12	3.0	6t	2
2018	Ravens	10	2	0	0	0.0	0	0	0	0	0.0	0	0
2019	Ravens	16	7	0	0	0.0	0	0	8	47	5.9	10	1
2020	Ravens	15	10	1	-1	-1.0	-1	0	9	45	5.0	11	1
2021	Ravens	13	11	2	4	2.0	2	0	8	63	7.9	22	1
2022	Ravens	17	16	7	16	2.3	5	0	11	74	6.7	19	0
2023	Ravens	17	9	0	0	0.0	0	0	5	52	10.4	28	1
2024	Ravens	17	6	0	0	0.0	0	0	3	22	7.3	14	1
2025	Ravens	11	5	1	3	3.0	3	0	1	8	8.0	8	0
2026	Giants	7	5	0	0	0.0	0	0	1	1	1.0	1	0
NFL TOTALS		139	71	11	22	2.0	5	0	50	324	6.5	28	7

PATRICK RICARD'S NFL POSTSEASON RUSHING/RECEIVING STATISTICS

		RUSHING							RECEIVING				
DATE	TEAM	GP	GS	NO.	YDS.	AVG.	LG	TD	NO.	YDS.	AVG.	LG	TD
2018	Ravens	0	0	0	0	0.0	0	0	0	0	0.0	0	0
2019	Ravens	1	0	0	0	0.0	0	0	0	0	0.0	0	0
2020	Ravens	2	2	0	0	0.0	0	0	4	37	9.3	11	0
2022	Ravens	1	1	0	0	0.0	0	0	0	0	0.0	0	0
2023	Ravens	2	2	0	0	0.0	0	0	0	0	0.0	0	0
2024	Ravens	2	2	0	0	0.0	0	0	0	0	0.0	0	0
NFL TOTALS		8	7	0	0	0.0	0	0	4	37	9.3	11	0

PATRICK RICARD'S NFL REGULAR SEASON RETURN STATISTICS

		KICKOFF RETURNS					PUNT RETURNS					
DATE	TEAM	RET.	YDS.	AVG.	LG	TD	NO.	FC	YDS.	AVG.	LG	TD
2017	Ravens	0	0	0.0	0	0	0	0	0	0.0	0	0
2018	Ravens	0	0	0.0	0	0	0	0	0	0.0	0	0
2019	Ravens	0	0	0.0	0	0	0	0	0	0.0	0	0
2020	Ravens	0	0	0.0	0	0	0	0	0	0.0	0	0
2021	Ravens	0	0	0.0	0	0	0	0	0	0.0	0	0
2022	Ravens	1	15	15.0	15	0	0	0	0	0.0	0	0
2023	Ravens	0	0	0.0	0	0	0	0	0	0.0	0	0
2024	Ravens	0	0	0.0	0	0	0	0	0	0.0	0	0
2025	Ravens	0	0	0.0	0	0	0	0	0	0.0	0	0
2026	Giants	0	0	0.0	0	0	0	0	0	0.0	0	0
NFL TOTALS		1	15	15.0	15	0	0	0	0	0.0	0	0

SINGLE-GAME HIGHS: RUSHING/RECEIVING

Rush Attempts 1 at Cleveland Browns, Dec 17, 2022
...9 more at 1.
Rushing Yards 5 vs. Miami Dolphins, Sep 18, 2022
Longest Runs 5 vs. Miami Dolphins, Sep 18, 2022
Receptions 3 vs. Buffalo Bills, Oct 02, 2022
...2 more at 3.
Receiving Yards 35 vs. Minnesota Vikings, Nov 07, 2021
Receiving Average 11.7 vs. Minnesota Vikings, Nov 07, 2021
Longest Receptions 28 vs. Detroit Lions, Oct 22, 2023
Receiving TDs 1 vs. Miami Dolphins, Dec 31, 2023
...5 more at 1.
All-Purpose Yards 35 vs. Minnesota Vikings, Nov 07, 2021
Kickoff Returns 1 at Jacksonville Jaguars, Nov 27, 2022
Kickoff Return Yards 15 at Jacksonville Jaguars, Nov 27, 2022
Longest Kickoff Return 15 at Jacksonville Jaguars, Nov 27, 2022
Most TDs 1 vs. Denver Broncos, Nov 03, 2024
...7 more at 1.
Miscellaneous Tackles 1 at New England Patriots, Sep 25, 2022
...2 more at 1.
Scrimmage Yards 35 vs. Minnesota Vikings, Nov 07, 2021

SINGLE-GAME HIGHS - POSTSEASON: RECEIVING

Receptions 3 at Tennessee Titans, Jan 10, 2021
Receiving Yards 26 at Tennessee Titans, Jan 10, 2021
Receiving Average 8.7 at Tennessee Titans, Jan 10, 2021
Longest Receptions 11 at Buffalo Bills, Jan 16, 2021
...1 more at 11.
All-Purpose Yards 26 at Tennessee Titans, Jan 10, 2021
Scrimmage Yards 26 at Tennessee Titans, Jan 10, 2021

2026 GAME-BY-GAME REGULAR-SEASON STATISTICS (GIANTS)

			RUSHING					RECEIVING						
DATE	OPPONENT	P/S	NO.	YDS.	AVG.	LG	TD	NO.	YDS.	AVG.	LG	TD	W/L/T	SCORE
09/13	Cowboys	S	0	0	0.0	0	0	0	0	0.0	0	0	W	28-20
09/21	at Rams	S	0	0	0.0	0	0	0	0	0.0	0	0	L	6-28
09/27	Titans	S	0	0	0.0	0	0	0	0	0.0	0	0	W	12-7
10/04	Cardinals	P	0	0	0.0	0	0	1	1	1.0	1	0	W	36-24
10/11	at Commanders	S	0	0	0.0	0	0	0	0	0.0	0	0	T	27-27
10/18	Saints	P	0	0	0.0	0	0	0	0	0.0	0	0	L	27-34
10/25	at Texans	S	0	0	0.0	0	0	0	0	0.0	0	0	W	27-21+
2026 TOTALS		**7-5**	**0**	**0**	**0.0**	**0**	**0**	**1**	**1**	**1.0**	**1**	**0**	**4-2-1**	

+ - Overtime



JADEN ROBINSON

CB #33

HEIGHT: 6-0
WEIGHT: 193 lbs
COLLEGE: OREGON STATE
HOW ACQUIRED: FA-'26
NFL EXP.: 1 YEAR
GIANTS EXP.: 1 YEAR

CAREER HIGHLIGHTS

- Signed to the New York Giants practice squad on 9/17/26 after spending his rookie year on the Denver Broncos practice squad in 2025.

COLLEGE

- Spent seven seasons at Oregon State (2018-24), appearing in 44 games and totaling 89 tackles, 11 passes defensed, 3.0 tackles for loss, 1.5 sacks, 1 forced fumble and 1 fumble recovery.
- Played in eight games in 2024, logging 38 tackles, 3 passes defensed, 1.5 tackles for loss and 1 fumble recovery.
- In 2023, appeared in 12 games for the Beavers and recorded 33 tackles, 8 passes defensed, 1 forced fumble, a half-tackle for loss and a half-sack.
- Saw action in 12 games in 2022, posting 13 tackles, 1.0 tackle for loss and 1.0 sack…Did not appear in a game in 2021.
- Played in seven games as a redshirt sophomore in 2020, registering 3 tackles on the season.
- Appeared in two games in 2019 and did not record any stats…Saw the field in three games in 2018, accumulating 2 tackles.

PERSONAL

- Graduated from Auburn Riverside High School in Auburn, Wash.…As a senior, he posted 35 tackles, 6 interceptions, 4 passes defensed and 2.0 tackles for loss at cornerback, along with 22 receptions for 640 yards (29.1 avg.) and 8 touchdowns at wide receiver…Was all-league at both positions, as well as second-team all-state and the Seattle Times Male Athlete of the Year.
- Also ran track and played basketball in high school.
- Son of Kashann Brown and Brandon McCoy…Has one brother, Jordan Rodgers.

MAIN TRANSACTIONS

- Originally signed as a rookie free agent by the Denver Broncos on 5/9/25.
- Waived by the Broncos on 8/7/26.
- Signed to the New York Giants practice squad on 9/17/26.

JADEN ROBINSON'S NFL REGULAR SEASON DEFENSIVE STATISTICS

				TACKLES								INTERCEPTIONS					O. FUMB				ST					MISC	
DATE	TEAM	GP	GS	TK	S	A	TFL	YDS	SK	YDS	QBH	NO	YDS	LG	TD	PD	FF	FR	TD	YDS	TK	S	A	FF	FR	S	A
2025	Broncos	0	0	0	0	0	0	0	0.0	0.0	0	0	0	0	0	0	0	0	0	0	0	0	0	0	0	0	0
2026	Giants	0	0	0	0	0	0	0	0.0	0.0	0	0	0	0	0	0	0	0	0	0	0	0	0	0	0	0	0
NFL TOTALS		0	0	0	0	0	0	0	0.0	0.0	0	0	0	0	0	0	0	0	0	0	0	0	0	0	0	0	0

JADEN ROBINSON'S NFL POSTSEASON DEFENSIVE STATISTICS

				TACKLES								INTERCEPTIONS					O. FUMB				ST					MISC	
DATE	TEAM	GP	GS	TK	S	A	TFL	YDS	SK	YDS	QBH	NO	YDS	LG	TD	PD	FF	FR	TD	YDS	TK	S	A	FF	FR	S	A
2025	Broncos	0	0	0	0	0	0	0	0.0	0.0	0	0	0	0	0	0	0	0	0	0	0	0	0	0	0	0	0
NFL TOTALS		0	0	0	0	0	0	0	0.0	0.0	0	0	0	0	0	0	0	0	0	0	0	0	0	0	0	0	0

2026 GAME-BY-GAME REGULAR-SEASON STATISTICS (GIANTS)

			TACKLES								INTERCEPTIONS					O. FUMB				ST					MISC			
DATE	OPPONENT	P/S	TK	S	A	SK	YDS	TFL	YDS	QBH	NO	YDS	LG	TD	PD	FF	FR	TD	YDS	TK	S	A	FF	FR	S	A	W/L	SCORE
09/13	Cowboys										NOT ON ROSTER																W	28-20
09/21	at Rams										PRACTICE SQUAD																L	6-28
09/27	Titans										PRACTICE SQUAD																W	12-7
10/04	Cardinals										PRACTICE SQUAD																W	36-24
10/11	at Commanders										PRACTICE SQUAD																T	27-27
10/18	Saints										PRACTICE SQUAD																L	27-34
10/25	at Texans										PRACTICE SQUAD																W	27-21+
2026 TOTALS			0	0	0	0.0	0.0	0	0	0	0	0	0	0	0	0	0	0	0	0	0	0	0	0	0	0	0	4-2-1	

+ - Overtime



JON RUNYAN JR.

G #76

HEIGHT: 6-4
WEIGHT: 307 lbs
COLLEGE: MICHIGAN
HOW ACQUIRED: FA-'24
NFL EXP.: 7 YEARS
GIANTS EXP.: 3 YEARS

CAREER HIGHLIGHTS

- Runyan has played in 103 regular-season games with 86 starts and in five postseason games with three starts…Never missed a game in his four seasons in Green Bay…In the regular season, has 51 starts at left guard and 28 at right guard…Has one start at left guard and two at right guard in the postseason.
- Started at left guard in all 16 games he appeared in for the Giants in 2025…Helped lead a Giants rushing attack that ranked among the top five in the NFL in first downs (141, fourth), rushing touchdowns (22, tied for fourth), rushing yards (2,195, fifth) and runs of 10+ yards (59, fifth)…The Giants' 22 rushing scores were the third-most in single-season franchise history.
- In his first season with the Giants in 2024, started all 13 games in which he played at left guard…Helped Tyrone Tracy Jr. rush for 839 yards, the second-highest total by a rookie in Giants history…Injured his ankle vs. New Orleans (12/8/24) and was placed on season-ending injured reserve.
- In 2023, started all 19 regular season and postseason games at right guard in his final season in Green Bay…Integral part of an that finished 11th in the NFL in total yards (345.5 a game) and scoring (22.5 a game) and advanced to the NFC divisional playoffs.
- In 2022, started all 17 games – the first six at left guard, the last 11 at right guard – and was part of a line that helped the Packers rank seventh in the NFL in sacks allowed (32).
- In 2021, played in all 17 games, including starts at left guard in each of the final 16 games, plus another in the postseason…Did not commit a penalty all season.
- As a rookie in 2020, played in all 16 regular-season and two postseason games…Became the first Green Bay offensive lineman drafted in the 6th round or later to play in every game as a rookie since Mark Tauscher in 2000.

COLLEGE

- Played in 32 games with 25 starts (24 at left tackle, one at right tackle) at Michigan…Earned first-team All-Big Ten honors from the conference's coaches as both a junior and a senior, and first-team recognition from the media as a senior in 2019…Was a two-time recipient (2018-19) of the Hugh R. Radar Award as Michigan's top offensive lineman.
- As a senior in 2019, started the final 11 games…First-team All-Big Ten honors…Missed the first two games of the season due to injury.
- In 2018, started all 13 contests at left tackle…First-team All-Big Ten…Made his first career start at Notre Dame.
- As a sophomore in 2017, played in eight games with one start at right tackle…Missed the entirety of the 2016 season with an injury.

OFF-THE-FIELD ACTIVITY

- Participated in the Tom Coughlin Jay Fund Celebrity cookoff event with children impacted by cancer alongside Eli Manning and Tom Coughlin...Helped honor the firefighters who gave their lives on Sept. 11, 2001, with a visit to Engine 15, Ladder 18, Battalion 4 where they learned about the firefighters who passed away and spent time and shared a meal with firefighters...Attended the Tom Coughlin Jay Fund's Father's Day Dinner to enjoy a meal and spend time with fathers whose child is battling cancer...Participated in Jingle Jam, where he helped spread holiday joy to more than 500 New Jersey foster children, spending time with them and assisting with gift distribution...Represented Society of St. Vincent De Paul during Week 13 of the NFL season for My Cause My Cleats...Hosted members from the NYPD Military Liaison Group as well as members from the John Jay College of Criminal Justice to the Quest Diagnostics Training Center to watch practice and enjoy a day with the Giants.

PERSONAL

- Given name Jon Daniel Runyan, Jr.…Born in Houston…His father, Jon Sr., was an All-Big Ten selection at Michigan in 1995 and went on to play 14 seasons in the NFL as an offensive tackle with the Houston Oilers/Tennessee Titans (1996-99), Philadelphia Eagles (2000-08) and San Diego Chargers (2009)…Jon Sr. also served as the U.S. Representative for New Jersey's third congressional district from 2011 to 2015 and currently works for the NFL as the vice president of policy and rules administration…His sister, Bella, played basketball at Villanova…Studied abroad in May 2017 in Barcelona, Spain…Earned his degree in sociology.
- Earned first-team all-state honors at St. Joseph's Preparatory School in Philadelphia, where he helped the Hawks win two straight PIAA Class AAAA state titles…Anchored a line that helped the offense average 201.5 rushing yards per game…Also served as the kicker, earning second-team All-Philadelphia Catholic League honors as a senior.

MAIN TRANSACTIONS

- Originally a 6th-round (192nd pick overall) draft choice by the Green Bay Packers in 2020.
- Signed as a free agent by the Giants on 3/13/24.

JON RUNYAN JR.'S NFL REGULAR SEASON STATISTICS

DATE	TEAM	GP	GS
2020	Packers	16	0
2021	Packers	17	16
2022	Packers	17	17
2023	Packers	17	17
2024	Giants	13	13
2025	Giants	16	16
2026	Giants	7	7
NFL TOTALS		**103**	**86**

JON RUNYAN JR.'S NFL POSTSEASON STATISTICS

DATE	TEAM	GP	GS
2020	Packers	2	0
2021	Packers	1	1
2023	Packers	2	2
NFL TOTALS		**5**	**3**

2026 GAME-BY-GAME REGULAR-SEASON STATISTICS (GIANTS)

DATE	OPPONENT	P/S		W/L/T	SCORE
09/13	Cowboys	S		W	28-20
09/21	at Rams	S		L	6-28
09/27	Titans	S		W	12-7
10/04	Cardinals	S		W	36-24
10/11	at Commanders	S		T	27-27
10/18	Saints	S		L	27-34
10/25	at Texans	S		W	27-21+
2026 TOTALS		**7-7**		**4-2-1**	

+ - Overtime



RYAN SCHERNECKE

OL #70

(SHER-neck-ee)

HEIGHT: 6-8
WEIGHT: 330 lbs
COLLEGE: KUTZTOWN
HOW ACQUIRED: UDFA-'26
NFL EXP.: R
GIANTS EXP.: R

COLLEGE

- Played in 48 games in five seasons at Kutztown (2021-25)…Made an all-conference team in three of his five seasons in college.
- Appeared in all 15 games in 2025, helping the team achieve a 14-1 record and an NCAA Division II national semifinal berth…Named an AP second-team All-American and first-team All-PSAC East first-team member, and finished fifth for the Gene Upshaw Award, given to the best lineman in NCAA Division II football…Scored a 2-yard rushing touchdown in the third quarter vs. Millersville (10/18/25).
- Played in 12 games in 2024 and was named first-team All-PSAC East and second-team All-Super Region 1.
- Saw action in two games in 2023, playing through a torn labrum and a torn ACL before being sidelined for the remainder of the season and redshirting.
- Played 11 games in 2022, making second-team All-PSAC East.
- Appeared in eight games as a true freshman in 2021.

PERSONAL

- Graduated in 2021 from Upper Moreland High School in Willow Grove, Pa.…Played both offensive and defensive line for an Upper Moreland team that went 5-2 his senior season while going 4-0 in their conference.
- Also played basketball in high school.

MAIN TRANSACTIONS

- Originally signed as a rookie free agent by the Giants on 5/8/26.
- Waived by the Giants on 9/17/26 and signed back to the practice squad on 9/22/26.

RYAN SCHERNECKE'S NFL REGULAR SEASON STATISTICS

DATE	TEAM	GP	GS
2026	Giants	0	0
NFL TOTALS		0	0

RUSHING STATISTICS

DATE	TEAM	GP	NO.	YDS.	AVG.	LG	TD
2021	Kutztown	8	0	0	0	0	0
2022	Kutztown	11	0	0	0	0	0
2023	Kutztown	2	0	0	0	0	0
2024	Kutztown	12	0	0	0	0	0
2025	Kutztown	15	1	2	1	2	1
COLLEGE TOTALS		48	1	2	1	2	1

2026 GAME-BY-GAME REGULAR-SEASON STATISTICS (GIANTS)

DATE	OPPONENT	P/S		W/L/T	SCORE
09/13	Cowboys		PRACTICE SQUAD	W	28-20
09/21	at Rams		PRACTICE SQUAD	L	6-28
09/27	Titans		PRACTICE SQUAD	W	12-7
10/04	Cardinals		PRACTICE SQUAD	W	36-24
10/11	at Commanders		PRACTICE SQUAD	T	27-27
10/18	Saints		PRACTICE SQUAD	L	27-34
10/25	at Texans		PRACTICE SQUAD	W	27-21+
2026 TOTALS		0-0		4-2-1	

+ - Overtime



JOHN MICHAEL SCHMITZ JR.

C #61

HEIGHT: 6-4
WEIGHT: 320 lbs
COLLEGE: MINNESOTA
HOW ACQUIRED: D2-'23
NFL EXP.: 4 YEARS
GIANTS EXP.: 4 YEARS

CAREER HIGHLIGHTS

- Playing in his fourth season, Schmitz Jr. has played in 46 games and started 44 games at center.
- Started at center in 13 games for the Giants in 2025…Helped lead a Giants rushing attack that ranked among the top five in the NFL in first downs (141, fourth), rushing touchdowns (22, tied for fourth), rushing yards (2,195, fifth) and runs of 10+ yards (59, fifth)…The Giants' 22 rushing scores were the third-most in single-season franchise history.
- In 2024, started each of the first 15 games at center…Inactive for the season's final two games with an ankle injury.
- As a rookie in 2023, started all 13 games in which he played at center…Schmitz's 13 starts at center were the most by an NFL rookie in 2023…When Schmitz started vs. Dallas (9/10/23), he became the first rookie center to start a season opener for the Giants since Derek Engler in 1997.

COLLEGE

- Spent six seasons at Minnesota, a redshirt year in 2017 and five seasons on the field…Played in 57 games with 35 starts…Academic All-Big Ten in five consecutive seasons (2018-22)…Schmitz was the fifth Gopher ever to be both an All-American for his play on the field and an Academic All-American, joining Bob Hobert (1956), Bob Stein (1968), Greg Eslinger (2004, 2005), and Maxx Williams (2014).
- In 2022, started all 12 regular-season games at center…Opted out of the Pinstripe Bowl and accepted an invitation to the Senior Bowl…Selected AP and FWAA first-team All-American.
- Voted first-team All-Big Ten by coaches and media…In 2021, started all 13 games at center…Selected second-team All-Big Ten by the conference coaches and third-team by the media…In the abbreviated 2020 season, started six games at center.
- In 2019, played in 13 games, including his first four career starts…Received the school's RTB Trust Award…Made his first career start at center vs. Nebraska and helped the Gophers rush for 322 yards and 4 touchdowns.
- As a redshirt freshman in 2018, played in all 13 games, primarily on special teams…Made his collegiate debut vs. New Mexico State…Redshirted in 2017.

OFF-THE-FIELD ACTIVITY

- Helped honor the firefighters who gave their lives on Sept. 11, 2001, with a visit to Engine 15, Ladder 18, Battalion 4 where they learned about the firefighters who passed away and spent time and shared a meal with firefighters...Visited the American Cancer Society's Hope Lodge to spend time and share a meal with patients and their families.... Attended the American Eagle Food Panty of Northern N.J. to provide 150 Thanksgiving meals to veterans...Participated in Jingle Jam, where he helped spread holiday joy to more than 500 New Jersey foster children, spending time with them and assisting with gift distribution...Joined Jermaine Eluemunor for his annual holiday shopping spree to benefit children of the Tom Coughlin Jay Fund...Attended The Giants Foundation Golf Classic which raised more than $500,000 for The Giants Foundation...Hosted members from the NYPD Military Liaison Group as well as members from the John Jay College of Criminal Justice to the Quest Diagnostics Training Center to watch practice and enjoy a day with the Giants.

PERSONAL

- Son of John and Deborah Schmitz…Married to Daniella…Has 2 older sisters (Gabrielle and Hannah) and one younger brother (Jack)…Graduated with a degree in sport management…Grew up on the South Side of Chicago.
- Initially attended Marian Catholic High School in Chicago Heights, where he played defensive end on the freshman team…As a sophomore, Schmitz moved up to varsity and was a two-way starter on the offensive and defensive lines…Seeking to play for a larger program, he transferred to Homewood-Flossmoor High School in Flossmoor, Ill.…Started at left tackle his junior and senior seasons when the Vikings were 20-3 and averaged more than 40 points a game.
- As a senior, named IHSFCA 8A all-state and earned all-state honors from the Champaign-Urbana News-Gazette and Chicago Tribune…Selected to the Southwestern Suburban all-conference team…Also lettered in wrestling.
- Originally committed to play for coach P.J. Fleck at Western Michigan…When Fleck was named the coach at Minnesota, Schmitz, who never visited the Minnesota campus but had a strong desire to play in the Big Ten, was one of several recruits to follow Fleck to Minneapolis.

MAIN TRANSACTIONS

- Originally a 2nd-round (57th pick overall) draft choice by the Giants in 2023.

JOHN MICHAEL SCHMITZ JR.'S NFL REGULAR SEASON STATISTICS

DATE	TEAM	GP	GS
2023	Giants	13	13
2024	Giants	15	15
2025	Giants	13	13
2026	Giants	5	3
NFL TOTALS		**46**	**44**

2026 GAME-BY-GAME REGULAR-SEASON STATISTICS (GIANTS)

DATE	OPPONENT	P/S		W/L/T	SCORE
09/13	Cowboys	S		W	28-20
09/21	at Rams	S		L	6-28
09/27	Titans	S		W	12-7
10/04	Cardinals		DID NOT PLAY (NON-INJURY)	W	36-24
10/11	at Commanders	P		T	27-27
10/18	Saints		DID NOT PLAY (NON-INJURY)	L	27-34
10/25	at Texans	P		W	27-21+
2026 TOTALS		**5-3**		**4-2-1**	

+ - Overtime



JOSH SILLS

OL #67

HEIGHT: 6-6
WEIGHT: 325 lbs
COLLEGE: OKLAHOMA STATE
HOW ACQUIRED: FA-'26
NFL EXP.: 5 YEARS
GIANTS EXP.: 1 YEAR

JOSH SILLS' NFL REGULAR SEASON STATISTICS

DATE	TEAM	GP	GS
2022	Eagles	1	0
2023	Colts	17	0
2024	Colts	0	0
2025	Colts	3	0
2026	Colts	0	0
NFL TOTALS		**21**	**0**

JOSH SILLS' NFL POSTSEASON STATISTICS

DATE	TEAM	GP	GS
2022	Eagles	0	0
NFL TOTALS		**0**	**0**



DEVIN SINGLETARY

RB #26

HEIGHT: 5-7
WEIGHT: 203 lbs
COLLEGE: FLORIDA ATLANTIC
HOW ACQUIRED: FA-'24
NFL EXP.: 8 YEARS
GIANTS EXP.: 3 YEARS

HONORS

- AFC Offensive Player of the Week: 2023 Week 10

CAREER HIGHLIGHTS

- Singletary has played in 114 regular-season games with 72 starts and in 10 postseason games with nine starts for Buffalo, Houston and the New York Giants…Regular-season totals include 1,138 rushing attempts for 5,003 yards (4.4-yard avg.), and 30 touchdowns, with a long run of 51 yards, plus 222 receptions for 1,489 yards and 5 scores…Completed his only career passing attempt for a touchdown…Singletary has gained 6,357 scrimmage yards and exceeded 1,000 scrimmage yards in three straight seasons from 2021 to 23…In the playoffs, Singletary has 93 carries for 389 yards (4.2-yard avg.) and 4 touchdowns and 34 catches for 247 yards.
- In 2025, played in all 17 games and recorded 119 carries for 437 yards (3.7 avg.) and 5 touchdowns…Caught 18 passes for 151 yards (8.4 avg.).
- In his first season (2024) with the Giants, Singletary played in 15 games with five starts…Totaled 113 rushing attempts on 437 yards (3.9-yard avg.) and 4 touchdowns…Recorded 21 receptions for 199 yards (5.7-yard avg)...Rushed for a season-high 95 yards on 16 carries (5.9-yard avg.), and scored his first touchdown on a 7-yard run at Washington (9/15/24).
- In his only season in Houston in 2023, Singletary played all 17 regular-season games with 10 starts and started both of the Texans' postseason games…Amassed career-high totals of 216 rushing attempts for 898 yards…Caught 30 passes for 193 yards….Posted a career-high three games in which he rushed for 100+ yards…Rushed for 25 yards on 7 carries, caught one pass for 11 yards and threw a 6-yard touchdown pass to Dalton Schultz vs. Pittsburgh (10/1/23)…Became the third Texans running back to throw a touchdown pass, joining James Allen (2002) and Arian Foster (2014)…Named AFC Offensive Player of the Week after recording career-highs in rushing attempts (30) and yards (150) while scoring his first touchdown of the season on 6-yard run at Cincinnati (11/12/23)…His 150 rushing yards marked the 16th time that a Texan has rushed for 150-plus yards in a game.
- In 2022, started all 16 regular-season games in which he played and both Bills' postseason games in his final season in Buffalo…Led the team with 819 rushing yards and 5 touchdowns on 177 carries (4.6-yard avg.). Also posted a career-high 280 receiving yards on 38 catches.
- In 2021, played in all 17 regular-season games with 16 starts and started both of Bufalo's postseason games…Finished with a team-high 870 rushing yards and 7 touchdowns on 188 carries (4.6-yard avg.) and also totaled 228 receiving yards and 1 touchdown on 40 receptions…Scored a touchdown in six consecutive games (regular and postseason) to end the 2021 season.
- In 2020, started all 16 regular-season games and played in three postseason games with two starts…Led the Bills with 687 rushing yards and 2 touchdowns on 156 rushing attempts, (4.4-tard avg.) while also recording 269 yards on 38 receptions…In the playoffs, totaled 63 rushing yards on 16 attempts.
- As a rookie in 2019, played in 12 regular-season games with eight starts and started the AFC Wild Card Game…Tallied 151 carries for a team-high 775 yards (and 2 touchdowns…Added 194 receiving yards and 2 scores on 29 catches…receptions (6.7 avg…Averaged a career-best 5.13 yards-per-carry, the highest average among all running backs with at least 150 carries in 2019.

COLLEGE

- Played three seasons (2016-18) for Florida Atlantic University…In three seasons, rushed for a school-record 4,287 yards on 714 carries (6.0-yard avg.) and 66 touchdowns (the sixth-highest total in FBS history), plus 51 catches for 397 yards and 1 score.
- As a junior in his final season in 2018, rushed for 1,339 yards and 22 touchdowns on 262 attempts…Recorded a program and personal-high 5 touchdowns, including a C-USA record-tying 4 touchdowns in the first quarter, vs. Bethune-Cookman…Named to the Doak Walker, Maxwell and Walter Camp Award watch lists.
- In 2017, set career-highs in rushing attempts (301), yards (1,920), touchdowns (32), and average yards per game (137.1).
- As a true freshman in 2016, ran for 1,021 yards and 12 touchdowns on 152 carries (6.7-yard avg.).

OFF-THE-FIELD ACTIVITY

- Participated in the Built Ford Tough Field Day at the Quest Diagnostic Training Center for the 10 high school girls flag football champions from leagues supported by the Giants… Hosted the Motor Night of Comedy event with his Devin Singletary Foundation to benefit St. Barnabas Hospital… After the team practice in Germany prior to the Sunday game, met with the 120 students that participated in the NFL Flag clinic… Met with members from the Wounded Warriors Project during their visit to the Quest Diagnostics Training Center to watch practice and enjoy a day with the Giants.

PERSONAL

- Son of Devonn Singletary, Sr. and Sabrina Singletary…Born in Fort Lauderdale, Fla…He is married to Toyonnie Smith…They have two sons.
- Attended American Heritage-Delray High School in Delray, Beach, Fla.…Two-time first-team All-state selection and three-time first-time All-Country Offensive Player of the Year…Also named Fred Taylor Offensive Player of the Year…Finished his high school career with 4,975 rushing yards, the second-highest total in school history.

MAIN TRANSACTIONS

- Originally a 3rd-round (74th pick overall) draft choice by the Buffalo Bills.
- Signed as a free agent by the Houston Texans on 3/21/23.
- Signed as a free agent by the New York Giants on 3/13/24.

DEVIN SINGLETARY'S NFL REGULAR SEASON RUSHING/RECEIVING STATISTICS

		RUSHING							RECEIVING				
DATE	TEAM	GP	GS	NO.	YDS.	AVG.	LG	TD	NO.	YDS.	AVG.	LG	TD
2019	Bills	12	8	151	775	5.1	38	2	29	194	6.7	49	2
2020	Bills	16	16	156	687	4.4	51t	2	38	269	7.1	34	0
2021	Bills	17	16	188	870	4.6	46t	7	40	228	5.7	19	1
2022	Bills	16	16	177	819	4.6	33t	5	38	280	7.4	22	1
2023	Texans	17	10	216	898	4.2	24	4	30	193	6.4	41	0
2024	Giants	15	5	113	437	3.9	43	4	21	119	5.7	23	0
2025	Giants	17	1	119	437	3.7	29	5	18	151	8.4	41	0
2026	Giants	4	0	18	80	4.4	30t	1	8	55	6.9	19	1
NFL TOTALS		**114**	**72**	**1,138**	**5,003**	**4.4**	**51T**	**30**	**222**	**1,489**	**6.7**	**49**	**5**

DEVIN SINGLETARY'S NFL POSTSEASON RUSHING/RECEIVING STATISTICS

		RUSHING							RECEIVING				
DATE	TEAM	GP	GS	NO.	YDS.	AVG.	LG	TD	NO.	YDS.	AVG.	LG	TD
2019	Bills	1	1	13	58	4.5	18	0	6	76	12.7	38	0
2020	Bills	3	2	16	63	3.9	13	0	8	44	5.5	14	0
2021	Bills	2	2	26	107	4.1	16t	3	7	38	5.4	15	0
2022	Bills	2	2	16	73	4.6	13	0	5	37	7.4	16	0
2023	Texans	2	2	22	88	4.0	29	1	8	52	6.5	26	0
NFL TOTALS		**10**	**9**	**93**	**389**	**4.2**	**29**	**4**	**34**	**247**	**7.3**	**38**	**0**

DEVIN SINGLETARY'S NFL REGULAR SEASON RETURN STATISTICS

		KICKOFF RETURNS					PUNT RETURNS					
DATE	TEAM	RET.	YDS.	AVG.	LG	TD	NO.	FC	YDS.	AVG.	LG	TD
2019	Bills	0	0	0.0	0	0	0	0	0	0.0	0	0
2020	Bills	0	0	0.0	0	0	0	0	0	0.0	0	0
2021	Bills	0	0	0.0	0	0	0	0	0	0.0	0	0
2022	Bills	0	0	0.0	0	0	0	0	0	0.0	0	0
2023	Texans	4	90	22.5	35	0	0	0	0	0.0	0	0
2024	Giants	0	0	0.0	0	0	0	0	0	0.0	0	0
2025	Giants	12	313	26.1	33	0	0	0	0	0.0	0	0
2026	Giants	0	0	0.0	0	0	0	0	0	0.0	0	0
NFL TOTALS		**16**	**403**	**25.2**	**35**	**0**	**0**	**0**	**0**	**0.0**	**0**	**0**

SINGLE-GAME HIGHS: RUSHING/RECEIVING

Rush Attempts 30 at Cincinnati Bengals, Nov 12, 2023
Rushing Yards 150 at Cincinnati Bengals, Nov 12, 2023
Rushing Average 8.8 at Chicago Bears, Dec 24, 2022
Longest Runs 51t at Denver Broncos, Dec 19, 2020
Rushing TDs 2 vs. Green Bay Packers, Nov 16, 2025
...2 more at 2.
Receptions 9 at Miami Dolphins, Sep 25, 2022
Receiving Yards 78 at Miami Dolphins, Sep 25, 2022
Receiving Average 17.7 at Chicago Bears, Nov 09, 2025
Longest Receptions 49 vs. Washington Redskins, Nov 03, 2019
Receiving TDs 1 vs. Dallas Cowboys, Sep 13, 2026
...4 more at 1.
All-Purpose Yards 170 at Tennessee Titans, Dec 17, 2023
Kickoff Returns 5 vs. Kansas City Chiefs, Sep 21, 2025
Kickoff Return Yards 134 vs. Kansas City Chiefs, Sep 21, 2025
Longest Kickoff Return 35 vs. Pittsburgh Steelers, Oct 01, 2023
Kickoff Return Average 26.8 vs. Kansas City Chiefs, Sep 21, 2025
Most TDs 2 vs. Green Bay Packers, Nov 16, 2025
...3 more at 2.
Miscellaneous Tackles 1 at Carolina Panthers, Oct 29, 2023
...4 more at 1.
Scrimmage Yards 170 at Tennessee Titans, Dec 17, 2023

SINGLE-GAME HIGHS - POSTSEASON: RUSHING/RECEIVING

Rush Attempts 16 vs. New England Patriots, Jan 15, 2022
Rushing Yards 81 vs. New England Patriots, Jan 15, 2022
Rushing Average 5.1 vs. Cleveland Browns, Jan 13, 2024
...1 more at 5.1.
Longest Runs 29 vs. Cleveland Browns, Jan 13, 2024
Rushing TDs 2 vs. New England Patriots, Jan 15, 2022
Receptions 6 at Houston Texans, Jan 04, 2020
Receiving Yards 76 at Houston Texans, Jan 04, 2020
Receiving Average 12.7 at Houston Texans, Jan 04, 2020
Longest Receptions 38 at Houston Texans, Jan 04, 2020
All-Purpose Yards 134 at Houston Texans, Jan 04, 2020
Most TDs 2 vs. New England Patriots, Jan 15, 2022

100-YARD RUSHING GAMES (6): REGULAR SEASON

DATE	TEAM	ATT.	YDS.	AVG.	LG	TD
11/24/19	BRONCOS	21	106	5.0	11	0
01/02/22	FALCONS	23	110	4.8	20	2
12/24/22	at Bears	12	106	8.8	33t	1
11/12/23	at Bengals	30	150	5.0	22	1
11/19/23	CARDINALS	22	112	5.1	21	1
12/17/23	at Titans	26	121	4.7	19	0

2026 GAME-BY-GAME REGULAR-SEASON STATISTICS (GIANTS)

			RUSHING					RECEIVING						
DATE	OPPONENT	P/S	NO.	YDS.	AVG.	LG	TD	NO.	YDS.	AVG.	LG	TD	W/L/T	SCORE
09/13	Cowboys	P	6	16	2.7	4	0	4	22	5.5	13	1	W	28-20
09/21	at Rams	P	3	9	3.0	6	0	0	0	0.0	0	0	L	6-28
09/27	Titans						ON INACTIVE LIST						W	12-7
10/04	Cardinals						ON INACTIVE LIST						W	36-24
10/11	at Commanders						ON INACTIVE LIST						T	27-27
10/18	Saints	P	4	14	3.5	9	0	1	19	19.0	19	0	L	27-34
10/25	at Texans	P	5	41	8.2	30t	1	3	14	4.7	9	0	W	27-21+
2026 TOTALS		**4-0**	**18**	**80**	**4.4**	**30T**	**1**	**8**	**55**	**6.9**	**19**	**1**	**4-2-1**	

+ - Overtime



CAM SKATTEBO

RB #44

(SKAT-eh-boo)

HEIGHT: 5-11
WEIGHT: 215 lbs
COLLEGE: ARIZONA STATE
HOW ACQUIRED: D4-'25
NFL EXP.: 2 YEARS
GIANTS EXP.: 2 YEARS

CAREER HIGHLIGHTS

- Recorded a career-high 124 rushing yards in Week 7, 2026 against the Texans.
- Skattebo has played in 15 games (11 starts) and totaled 199 rushing attempts for 828 yards (3.9 avg.) and 7 touchdowns...He's caught 35 passes for 283 yards (8.6 avg.) and 2 touchdowns.
- In his first year as a Giant, played in eight games (five starts) before suffering a season-ending ankle injury in Week 8...Totaled 101 carries for 410 yards (4.1 avg.) and 5 touchdowns and 24 receptions for 207 yards (8.6 avg.) and 2 touchdowns...Finished second on the team in scoring with 44 points.

NOTES TO KNOW

- Scored 3 rushing touchdowns vs. Philadelphia on 10/9/25, making him the second rookie in franchise history to rush for 3 scores in a single game (also Charlie Evans vs. San Diego on 11/7/71).

COLLEGE

- Played two seasons at Sacramento State (2021-22) before transferring to Arizona State, where he spent the 2023 and 2024 seasons…Played in 49 games (35 starts) across his collegiate career…Rushed 709 times for 4,386 yards and 43 touchdowns…Through the air, caught 112 passes for 1,386 yards and 8 touchdowns…Also attempted 17 passes in college and completed 7 of them for 172 yards, 2 touchdowns and 1 interception.
- Helped lead Arizona State to its first ever College Football Playoff appearance in 2024 after winning the Big 12 Championship…Started all 13 games he played in and rushed for 1,711 yards and 21 touchdowns on 293 attempts…Caught 45 passes for 605 yards and 3 touchdowns…He finished fifth in the 2024 Heisman Trophy voting and set Arizona State single-season school records for rushing yards, rushing touchdowns and total touchdowns…Earned first-team All-Big 12 honors.
- 2023 marked Skattebo's first season at Arizona State…He played in 12 games (seven starts) and rushed 164 times for 783 yards and 9 touchdowns…Hauled in 24 passes for 286 yards and 1 touchdown…Also punted 8 times for 338 yards for an average of 42.3 yards per punt.
- In his final season at Sacramento State in 2022, named the Big Sky Offensive Player of the Year and was a first-team All-Big Sky selection…Rushed 195 times for 1,372 yards and 7 touchdowns…Added 31 catches for 371 yards and 3 touchdowns in the passing game.
- In 2021, Skattebo made four starts across 11 games and rushed 57 times for 520 yards and 6 touchdowns…Made 12 receptions for 124 yards and 1 touchdown.
- His true freshman season (2020) was canceled due to the COVID-19 pandemic.

OFF-THE-FIELD ACTIVITY

- Attend a panel for new season ticket members about their rookie experience...Hosted members from the NYPD Military Liaison Group as well as members from the John Jay College of Criminal Justice to the Quest Diagnostics Training Center to watch practice and enjoy a day with the Giants...Represented the Phoenix Children's Hospital during Week 13 of the NFL season for My Cause My Cleats.

PERSONAL

- Is the son of Leonard and Becky…Has three siblings…Was born and raised in Rio Linda, California, which is just north of Sacramento.
- Didn't have any FBS offers coming out of high school…Was a zero-star recruit who received two FCS offers despite rushing for 6,192 yards and 60 touchdowns throughout his high school career…Also played baseball and basketball.

MAIN TRANSACTIONS

- Originally a 4th-round (105th overall) draft choice by the Giants in 2025.

CAM SKATTEBO'S NFL REGULAR SEASON RUSHING/RECEIVING STATISTICS

				RUSHING					RECEIVING				
DATE	TEAM	GP	GS	NO.	YDS.	AVG.	LG	TD	NO.	YDS.	AVG.	LG	TD
2025	Giants	8	5	101	410	4.1	24	5	24	207	8.6	21	2
2026	Giants	7	6	98	418	4.3	42	2	11	76	6.9	30	0
NFL TOTALS		**15**	**11**	**199**	**828**	**4.2**	**42**	**7**	**35**	**283**	**8.1**	**30**	**2**

SINGLE-GAME HIGHS: RUSHING/RECEIVING

Rush Attempts	25 vs. Los Angeles Chargers, Sep 28, 2025
Rushing Yards	124 at Houston Texans, Oct 25, 2026
Rushing Average	7.3 at Houston Texans, Oct 25, 2026
Longest Runs	42 at Houston Texans, Oct 25, 2026
Rushing TDs	3 vs. Philadelphia Eagles, Oct 09, 2025
Receptions	6 at New Orleans Saints, Oct 05, 2025 ...1 more at 6.
Receiving Yards	61 vs. Kansas City Chiefs, Sep 21, 2025
Receiving Average	13.3 vs. Tennessee Titans, Sep 27, 2026
Longest Receptions	30 vs. Tennessee Titans, Sep 27, 2026
Receiving TDs	1 at Denver Broncos, Oct 19, 2025
All-Purpose Yards	121 at Houston Texans, Oct 25, 2026 ...1 more at 121.
Most TDs	3 vs. Philadelphia Eagles, Oct 09, 2025
Scrimmage Yards	121 at Houston Texans, Oct 25, 2026 ...1 more at 121.

100-YARD RUSHING GAMES (1): REGULAR SEASON

DATE	TEAM	ATT.	YDS.	AVG.	LG	TD
10/25/26	at Texans	17	124	7.3	42	1

2026 GAME-BY-GAME REGULAR-SEASON STATISTICS (GIANTS)

			RUSHING					RECEIVING						
DATE	OPPONENT	P/S	NO.	YDS.	AVG.	LG	TD	NO.	YDS.	AVG.	LG	TD	W/L/T	SCORE
09/13	Cowboys	S	18	81	4.5	13	1	0	0	0.0	0	0	W	28-20
09/21	at Rams	S	12	36	3.0	8	0	4	19	4.8	19	0	L	6-28
09/27	Titans	S	20	60	3.0	13	0	3	40	13.3	30	0	W	12-7
10/04	Cardinals	S	18	58	3.2	8	0	1	8	8.0	8	0	W	36-24
10/11	at Commanders	S	13	59	4.5	19	0	2	12	6.0	7	0	T	27-27
10/18	Saints	P	0	0	0.0	0	0	0	0	0.0	0	0	L	27-34
10/25	at Texans	S	17	124	7.3	42	1	1	-3	-3.0	-3	0	W	27-21+
2026 TOTALS		**7-6**	**98**	**418**	**4.3**	**42**	**2**	**11**	**76**	**6.9**	**30**	**0**	**4-2-1**	

+ - Overtime



DAWUANE SMOOT

DL #96

(duh-WAHN)

HEIGHT: 6-3
WEIGHT: 275 lbs
COLLEGE: ILLINOIS
HOW ACQUIRED: FA-'26
NFL EXP.: 10 YEARS
GIANTS EXP.: 1 YEAR

CAREER HIGHLIGHTS

- Played in 127 regular-season games with 21 starts for Jacksonville (2017-23, 2025) and Buffalo (2024)...Played in seven postseason games across three playoff appearances...Totaled 167 tackles, 73 quarterback hits, 35 tackles for loss and 27.0 sacks, 7 forced fumbles and 2 fumble recoveries on his career…Tallied 5 quarterback hits and 1 tackles in three playoff appearances.
- Appeared in all 17 games for Jacksonville last season…Recorded 23 tackles and 2.0 sacks on the season.
- Started four games for Buffalo in 2024…Posted 5 tackles for loss, 4 quarterback hits and 1.5 sacks.
- Spent the first seven seasons of his career (2017-23) in Jacksonville…Played 99 games and accumulated 64 quarterback hits, 27 tackles for loss, 22.5 sacks and 5 forced fumbles…Totaled a career-high 6.0 sacks in 2021, along with 16 quarterback hits and 1 forced fumble…Started a career-high 10 games in 2021.

COLLEGE

- Played in 44 games with 24 starts across four seasons (2013-16) at the University of Illinois…Recorded 137 tackles, 38.5 tackles for loss, 16.5 sacks and 5 forced fumbles in his collegiate career.
- As a senior in 2016, he started 12 games and totaled 56 tackles, 15.0 tackles for loss, 5.0 sacks and two forced fumbles…Named All-Big Ten third team and Phil Steele All-Big Ten third team.
- In 2015, tallied 40 tackles, 15.0 tackles for loss, 8.0 sacks and 3 forced fumbles in 12 games played…Named All-Big Ten honorable mention.
- Played all 13 games in 2014, and made 33 tackles, 7.5 tackles for loss, 3 quarterback hits and 2.5 sacks…Had a career-high 2.0 sacks against Texas State.
- As a freshman in 2013, he played in seven games and notched 8 tackles and 1.0 sack on the season.

PERSONAL

- Graduated in 2013 from Groveport Madison High School in Groveport, Ohio…Son of Darrell Sr. and Jamecca Smoot…Favorite player growing up was Julius Peppers
- Named to his high school academic honor roll as a senior…Three-star recruit by Rivals, ESPN and 247Sports…Competed in track.
- Majored in sports management at Illinois.
- Does mixed martial arts training in the offseason.

MAIN TRANSACTIONS

- Originally drafted in the third round (68th overall) of the 2017 NFL Draft by the Jacksonville Jaguars.
- Re-signed with the Jaguars on 3/16/21.
- Re-signed with the Jaguars on 7/21/23.
- Signed as a free agent by the Buffalo Bills on 5/3/24.
- Signed as a free agent by the Jaguars on 6/4/25.
- Signed as a free agent to the Giants practice squad on 10/13/26.

DAWUANE SMOOT'S NFL REGULAR SEASON DEFENSIVE STATISTICS

				TACKLES								INTERCEPTIONS					O. FUMB				ST					MISC	
DATE	TEAM	GP	GS	TK	S	A	TFL	YDS	SK	YDS	QBH	NO	YDS	LG	TD	PD	FF	FR	TD	YDS	TK	S	A	FF	FR	S	A
2017	Jaguars	16	0	15	11	4	2	1	0.0	0.0	5	0	0	0	0	0	0	0	0	0	5	3	2	0	0	0	0
2018	Jaguars	8	0	4	3	1	1	1	0.0	0.0	3	0	0	0	0	0	0	0	0	0	0	0	0	0	0	0	0
2019	Jaguars	16	0	17	12	5	6	32	6.0	32.0	7	0	0	0	0	0	0	1	0	0	0	0	0	0	0	0	0
2020	Jaguars	16	7	25	21	4	5	23	5.5	23.0	17	0	0	0	0	0	2	0	0	0	0	0	0	0	0	0	0
2021	Jaguars	16	10	36	22	14	7	48	6.0	48.5	16	0	0	0	0	3	1	0	0	0	0	0	0	0	0	0	0
2022	Jaguars	15	0	21	14	7	6	21	5.0	34.5	12	0	0	0	0	2	1	1	0	0	0	0	0	0	0	0	0
2023	Jaguars	12	0	10	8	2	0	0	1.0	6.0	4	0	0	0	0	0	1	0	0	0	0	0	0	0	0	0	0
2024	Bills	11	4	16	12	4	5	29	1.5	1.5	4	0	0	0	0	1	2	0	0	0	0	0	0	0	0	0	0
2025	Jaguars	17	0	23	10	13	3	20	2.0	19.0	5	0	0	0	0	0	0	0	0	0	0	0	0	0	0	0	0
2026	Giants	0	0	0	0	0	0	0	0.0	0.0	0	0	0	0	0	0	0	0	0	0	0	0	0	0	0	0	0
NFL TOTALS		127	21	167	113	54	35	175	27.0	164.5	73	0	0	0	0	6	7	2	0	0	5	3	2	0	0	0	0

DAWUANE SMOOT'S NFL POSTSEASON DEFENSIVE STATISTICS

				TACKLES								INTERCEPTIONS					O. FUMB				ST					MISC	
DATE	TEAM	GP	GS	TK	S	A	TFL	YDS	SK	YDS	QBH	NO	YDS	LG	TD	PD	FF	FR	TD	YDS	TK	S	A	FF	FR	S	A
2017	Jaguars	3	0	0	0	0	0	0	0.0	0.0	2	0	0	0	0	0	0	0	0	0	1	1	0	0	0	0	0
2022	Jaguars	0	0	0	0	0	0	0	0.0	0.0	0	0	0	0	0	0	0	0	0	0	0	0	0	0	0	0	0
2024	Bills	3	0	1	0	1	0	0	0.0	0.0	3	0	0	0	0	0	0	0	0	0	0	0	0	0	0	0	0
2025	Jaguars	1	0	0	0	0	0	0	0.0	0.0	0	0	0	0	0	0	0	0	0	0	0	0	0	0	0	0	0
NFL TOTALS		**7**	**0**	**1**	**0**	**1**	**0**	**0**	**0.0**	**0.0**	**5**	**0**	**0**	**0**	**0**	**0**	**0**	**0**	**0**	**0**	**1**	**1**	**0**	**0**	**0**	**0**	**0**

SINGLE-GAME HIGHS: DEFENSIVE

Total Tackles 5 vs. Tennessee Titans, Jan 04, 2026
...4 more at 5.
Solo Tackles 4 vs. Dallas Cowboys, Dec 18, 2022
Sacks 2.0 vs. Las Vegas Raiders, Nov 06, 2022
...2 more at 2.0.
Passes Defensed 1 at Detroit Lions, Dec 15, 2024
...5 more at 1.
Forced Fumbles 1 vs. New England Patriots, Dec 22, 2024
...6 more at 1.
Fumble Recoveries 1 vs. Indianapolis Colts, Dec 29, 2019
Tackles For Loss 3 vs. Dallas Cowboys, Dec 18, 2022
Special Teams Tackles 2 at Arizona Cardinals, Nov 26, 2017

SINGLE-GAME HIGHS - POSTSEASON: DEFENSIVE

Total Tackles 1 vs. Denver Broncos, Jan 12, 2025
Special Teams Tackles 1 at New England Patriots, Jan 21, 2018

2026 GAME-BY-GAME REGULAR-SEASON STATISTICS (GIANTS)

			TACKLES								INTERCEPTIONS					O. FUMB				ST					MISC			
DATE	OPPONENT	P/S	TK	S	A	SK	YDS	TFL	YDS	QBH	NO	YDS	LG	TD	PD	FF	FR	TD	YDS	TK	S	A	FF	FR	S	A	W/L	SCORE
10/18	Saints										PRACTICE SQUAD																L	27-34
10/25	at Texans										PRACTICE SQUAD																W	27-21+
2026 TOTALS			**0**	**0**	**0**	**0.0**	**0.0**	**0**	**0**	**0**	**0**	**0**	**0**	**0**	**0**	**0**	**0**	**0**	**0**	**0**	**0**	**0**	**0**	**0**	**0**	**0**	**1-1**	

+ - Overtime



AARON STINNIE

OL #64

HEIGHT: 6-3
WEIGHT: 312 lbs
COLLEGE: JAMES MADISON
HOW ACQUIRED: FA-'24
NFL EXP.: 9 YEARS
GIANTS EXP.: 3 YEARS

CAREER HIGHLIGHTS

- Stinnie has played in 71 regular-season games with 16 starts for Tennessee, Tampa Bay and the Giants…Also played in seven postseason games with five starts for the Buccaneers, including one in Super Bowl LV…All of his regular-season starts have been at left guard…In the playoffs, has started three games at right guard and two at left guard.
- In 2025, saw action in all 17 games and made one start for the Giants…Played 60 snaps on offense and 69 snaps on special teams.
- Appeared in 16 games and made three starts for the Giants in 2024.
- In his final season in Tampa Bay in 2023, played in 13 games with 11 starts, both career highs, and started both Buccaneers' postseason games at left guard.
- Missed the entire 2022 season after suffering a torn ACL in the preseason.
- In 2021, played in six regular-season games and made his first career regular-season start at left guard at Indianapolis (11/28/21)…Also played in two postseason game…Spent the final five games of the regular season on injured reserve with a knee injury.
- In 2020, played in six regular-season games and started in the three postseason games in which he played, including the Super Bowl LV victory vs. Kansas City (2/7/21).
- In 2019, played in five games; three for Tennessee and two for Tampa Bay.
- As a rookie in 2018, played in one game for the Titans.

COLLEGE

- Played in 54 games with 42 consecutive starts to finish his career at James Madison (2013-17)…As a redshirt senior in 2017, started all 15 games at left tackle…Named AP first-team FCS All-American and first-team All-CAA distinction…In 2016, named first-team All-CAA.
- Transitioned from the defensive line in 2015…In 2014, played in 12 games as a defensive lineman…Redshirted in 2013.

OFF-THE-FIELD ACTIVITY

- Represented The Big Man Foundation during Week 13 of the NFL season for My Cause My Cleats...Hosted members from the NYPD Military Liaison Group as well as members from the John Jay College of Criminal Justice to the Quest Diagnostics Training Center to watch practice and enjoy a day with the Giants.

PERSONAL

- Son of Phil and Julia Stinnie…Graduated in spring 2017 with a degree in kinesiology… Stinnie's father, Phil Stinnie, played college basketball at Virginia Commonwealth and is seventh on the school's career scoring list.
- Played only two years of organized football on the offensive and defensive lines at St. Anne's-Belfield High School in Charlottesville, Va.…Had 45 total tackles (21 solo), 8 tackles for loss, 5 sacks, 2 forced fumbles, and 1 fumble recovery.
- As a senior, earned first-team all-state VISAA Division 2 recognition at both offensive and defensive lineman…Was also named second-team All-Central Virginia and second-team All-ODFC as a defensive lineman…Also played basketball in high school.

MAIN TRANSACTIONS

- Originally signed as a rookie free agent by the Tennessee Titans on 5/11/18.
- Waived by the Titans' on 8/31/19 and signed to the their practice squad on 9/1/19.
- Waived by the Titans on 11/9/19…Awarded off waivers to the Tampa Bay Buccaneers on 11/11/19.
- Signed as a free agent by the New York Giants on 3/18/24.
- Re-signed by the Giants on 3/25/25.
- Re-signed by the Giants on 3/13/26.

AARON STINNIE'S NFL REGULAR SEASON STATISTICS

DATE	TEAM	GP	GS
2018	Titans	1	0
2019	Titans	3	0
	Went from **Tennessee** to **Tampa Bay**.		
2019	Buccaneers	2	0
2019	TOTAL	5	0
2020	Buccaneers	6	0
2021	Buccaneers	6	1
2022	Buccaneers	0	0
2023	Buccaneers	13	11
2024	Giants	16	3
2025	Giants	17	1
2026	Giants	7	0
NFL TOTALS		**71**	**16**

AARON STINNIE'S NFL POSTSEASON STATISTICS

DATE	TEAM	GP	GS
2020	Buccaneers	3	3
2021	Buccaneers	2	0
2022	Buccaneers	0	0
2023	Buccaneers	2	2
NFL TOTALS		**7**	**5**

2026 GAME-BY-GAME REGULAR-SEASON STATISTICS (GIANTS)

DATE	OPPONENT	P/S		W/L/T	SCORE
09/13	Cowboys	P		W	28-20
09/21	at Rams	P		L	6-28
09/27	Titans	P		W	12-7
10/04	Cardinals	P		W	36-24
10/11	at Commanders	P		T	27-27
10/18	Saints	P		L	27-34
10/25	at Texans	P		W	27-21+
2026 TOTALS		**7-0**		**4-2-1**	

+ - Overtime



JORDAN STOUT

P #15

HEIGHT: 6-3
WEIGHT: 209 lbs
COLLEGE: PENN STATE
HOW ACQUIRED: FA-'26
NFL EXP.: 5 YEARS
GIANTS EXP.: 1 YEAR

HONORS

- First-Team All-Pro: 2025
- Pro Bowl: 2025

CAREER HIGHLIGHTS

- A first-team All-Pro punter who signed with the New York Giants during the 2026 offseason…Spent 2022-25 playing under John Harbaugh at the Baltimore Ravens…Has played in 75 career games and punted 258 times for 12,378 yards (48.0 avg.) with a long of 78…Owns a net average of 41.6…Has landed 112 punts inside the 20…Played in five postseason games and punted 16 times for 745 yards (46.6 avg) with a net average of 38.6…His playoff long is 66 yards and he's landed 7 punts inside the 20.
- A first-time Pro Bowler and first-team All-Pro selection in 2025…Played in 17 games and punted 53 times for 2,657 yards (50.1 avg.) with a long of 74…Landed 24 punts inside the 20…Totaled a net average of 44.9…His 50.1 average ranked third in the NFL, while his 44.9 net average led the league.
- In 2024, punted 55 times for 2,551 yards (46.4 avg.) with a net average of 41.2…Totaled 22 punts inside the 20.
- Punted a career-high 66 times for 3,158 yards in 2023…Finished with an average of 47.8 and a net average of 39.2…Landed 28 punts inside the 20-yard line.
- As a rookie in 2022, played in all 17 games and punted 57 times for 2,618 yards (45.9 avg.)…Posted a net average of 40.9…Downed 26 punts inside the 20.

NOTES TO KNOW

- Owns two of the Baltimore Ravens' best single-season punting averages…His 50.1 average in 2025 is the best in team history, while his 47.8 average in 2023 is second…Also posted the best net average (44.9 in 2025) in Ravens history.

COLLEGE

- Spent five years at the collegiate level, beginning his career at Virginia Tech (2017-18) before transferring to Penn State (2019-21) for the remainder of his college career…Played in 48 games and punted 99 times for 4,403 yards (44.5 avg.)…Also handled some field goal duties, finishing 20-of-32…Made 38-of-40 extra point attempts…Also worked as a kickoff specialist…Was voted a team captain in 2020 and 2021.
- At Penn State in 2021, punted 66 times for 3,032 yards (45.9 avg.)…Made 34-of-36 extra point attempts to go along with 16-of-23 field goal attempts…Earned second-team All-America honors and first-team All-Big Ten by the coaches and media.
- Played in nine games in 2020 and punted 33 times for 1,371 yards (41.5 avg.)…Made 2-of-5 field goal attempts.
- Appeared in 13 games for Penn State in 2019, primarily handling kickoff duties…Converted 2-of-3 field goal attempts.
- Handled kickoff duties for Virginia Tech in 2018 and made 4-of-4 extra point attempts…Redshirted his freshman year in 2017.

PERSONAL

- Son of Kimberly and Rodney Stout…He is married to his wife, Julia…Studied telecommunications at Penn State.
- A native of Cedar Bluff, Va.…Attended Honaker High School, where he was a standout athlete on the football and soccer teams…Was also a member of the track and field team.

MAIN TRANSACTIONS

- Originally a 4th-round (130th pick overall) draft choice by the Baltimore Ravens in 2022.
- Signed a three-year contract with the New York Giants on 3/13/26.

JORDAN STOUT'S NFL REGULAR SEASON PUNTING STATISTICS

DATE	TEAM	GP	NO.	YDS.	AVG.	OPP. RET.	OPP. YDS.	NET YDS.	NET AVG.	TB	IN20	LG	BK
2022	Ravens	17	57	2,618	45.9	22	149	2,329	40.9	7	26	69	0
2023	Ravens	17	66	3,158	47.8	32	433	2,625	39.2	5	28	67	1
2024	Ravens	17	55	2,551	46.4	21	163	2,268	41.2	6	22	70	0
2025	Ravens	17	53	2,657	50.1	23	159	2,378	44.9	6	24	74	0
2026	Giants	7	27	1,394	51.6	17	177	1,177	43.6	2	12	78	0
NFL TOTALS		**75**	**258**	**12,378**	**48.0**	**115**	**1,081**	**10,777**	**41.6**	**26**	**112**	**78**	**1**

JORDAN STOUT'S NFL POSTSEASON PUNTING STATISTICS

DATE	TEAM	GP	NO.	YDS.	AVG.	OPP. RET.	OPP. YDS.	NET YDS.	NET AVG.	TB	IN20	LG	BK
2022	Ravens	1	3	142	47.3	2	9	133	44.3	0	2	53	0
2023	Ravens	2	9	420	46.7	3	85	335	37.2	0	4	66	0
2024	Ravens	2	4	183	45.8	1	14	149	37.3	1	1	49	0
NFL TOTALS		**5**	**16**	**745**	**46.6**	**6**	**108**	**617**	**38.6**	**1**	**7**	**66**	**0**

SINGLE-GAME HIGHS: PUNTER

Punts 7 vs. Pittsburgh Steelers, Jan 06, 2024
...3 more at 7.
Gross Punting Yards 377 vs. Pittsburgh Steelers, Jan 06, 2024
Gross Punting Avg 61.5 vs. New York Jets, Nov 23, 2025
Net Punting Yards 310 at Cleveland Browns, Oct 01, 2023
Net Punting Avg 56.0 at Washington Commanders, Oct 11, 2026
Longest Punts 78 at Los Angeles Rams, Sep 21, 2026
Inside the 20 5 vs. Denver Broncos, Dec 04, 2022
Special Teams Tackles 1 vs. Cleveland Browns, Nov 12, 2023
...1 more at 1.

SINGLE-GAME HIGHS - POSTSEASON: PUNTER

Punts 5 vs. Kansas City Chiefs, Jan 28, 2024
Gross Punting Yards 251 vs. Kansas City Chiefs, Jan 28, 2024
Gross Punting Avg 50.2 vs. Kansas City Chiefs, Jan 28, 2024
Net Punting Yards 233 vs. Kansas City Chiefs, Jan 28, 2024
Net Punting Avg 46.6 vs. Kansas City Chiefs, Jan 28, 2024
Longest Punts 66 vs. Kansas City Chiefs, Jan 28, 2024
Inside the 20 3 vs. Kansas City Chiefs, Jan 28, 2024

2026 GAME-BY-GAME REGULAR-SEASON STATISTICS (GIANTS)

DATE	OPPONENT		NO.	YDS.	AVG.	OPP. RET.	OPP. YDS.	NET YDS.	AVG	TB	IN20	LG	BK	W/L/T	SCORE
09/13	Cowboys	P	1	46	46.0	0	0	46	46.0	0	1	46	0	W	28-20
09/21	at Rams	P	6	315	52.5	4	32	263	43.8	1	3	78	0	L	6-28
09/27	Titans	P	6	303	50.5	4	38	265	44.2	0	3	74	0	W	12-7
10/04	Cardinals	P	3	146	48.7	1	12	134	44.7	0	2	51	0	W	36-24
10/11	at Commanders	P	2	114	57.0	1	2	112	56.0	0	2	59	0	T	27-27
10/18	Saints	P	5	271	54.2	5	68	203	40.6	0	0	66	0	L	27-34
10/25	at Texans	P	4	199	49.8	2	25	154	38.5	1	1	66	0	W	27-21+
2026 TOTALS		**7**	**27**	**1,394**	**51.6**	**17**	**177**	**1,177**	**43.6**	**2**	**12**	**78**	**0**	**4-2-1**	

+ - Overtime



KAYVON THIBODEAUX

OLB #5

(ti-buh-dough)

HEIGHT: 6-5
WEIGHT: 258 lbs
COLLEGE: OREGON
HOW ACQUIRED: D1A-'22
NFL EXP.: 5 YEARS
GIANTS EXP.: 5 YEARS

HONORS

- NFC Defensive Player of the Week: 2022 Week 15

CAREER HIGHLIGHTS

- Has appeared in 60 regular-season games, starting 58 of them along with two postseason games in which he's played for the Giants...Totals include 167 tackles, 56 quarterback hits, 31 tackles for loss, 23.5 sacks, 13 passes defensed, 6 forced fumbles and 3 fumble recoveries, including 1 for a touchdown.
- Started all 10 games in which he played in...Missed the final seven games of the season with a shoulder injury...Finished with 25 tackles, 9 quarterback hits, 5 tackles for loss, 2.5 sacks and 2 passes defensed.
- In 2024, started all 12 games in which he played…Missed Weeks 6-10 with a wrist injury…Totals included 28 tackles (14 solo), 5.5 sacks, 17 quarterback hits, 8 tackles for loss, 2 passes defensed, and 1 forced fumble.
- In 2023, started all 17 regular-season games…Led the Giants and tied for 12th in the NFL with 11.5 sacks…Became the first Giant to record double-digit sacks since Leonard Williams (11.5 in 2020)…Added 50 tackles, 16 quarterback hits, 12 tackles for loss, 4 passes defensed, 3 forced fumbles, and 1 fumble recovery…His 12 tackles for loss tied Micah McFadden for the team lead and his 16 quarterback hits were second to Dexter Lawrence's 21… Joined Dallas' Micah Parsons and Pittsburgh's T.J. Watt as the only players to have 10+ sacks over the first 11 weeks of a season within their first 2 NFL seasons.
- As a rookie in 2022, started all 14 regular-season games in which he played, as well as both of the Giants' postseason games…Missed the first two games of the season with a knee injury suffered in the preseason…Finished third on the team with 4.0 sacks while collecting with 49 tackles, 6 tackles for loss, 13 quarterback hits, 5 passes defensed, 2 forced fumbles, 2 fumble recoveries and 1 touchdown…In the playoffs, he had 11 tackles and 1 quarterback hit.
- In Week 15 of 2022, named NFC Defensive Player of the Week after posting a career and team-high 12 tackles, including 3 tackles for loss, and strip-sack of Washington quarterback Taylor Heinicke, whose fumble he recovered and returned 1 yard for his first NFL touchdown, at Washington (12/18/22)...It was the Giants' first defensive touchdown since Nov. 7, 2021 vs. Las Vegas...Thibodeaux scored his first touchdown since he played tight end in high school and his first ever defensive touchdown.

NOTES TO KNOW

- Thibodeaux is the first Giants defender with 21+ sacks in his first 3 career seasons since Jason Pierre-Paul had 27.5 sacks from 2010-12.
- In his first 25 games as a Giant, recorded 14.5 sacks, which is the most by any Giant in his first 25 career games…Jason Pierre-Paul recorded 14.0 sacks in 25 games.

COLLEGE

- Played in 32 games with 21 starts in three seasons at Oregon…Collected 123 tackles (82 solo), 35.5 tackles for loss, 19.0 sacks, 7 passes defensed and 3 forced fumble…In three Pac-12 Championship Games, combined for 13 tackles, 5.5 tackles for loss, 4.5 sacks and 21 quarterback pressures…His 19.0 sacks are tied for 7th in program history…Was the first Oregon defensive lineman to earn All-America honors since DeForest Buckner in 2015.
- In 2021, played in 11 games with nine starts…Tallied a career-high 50 tackles (35 solo), 12 tackles for loss, 7.0 sacks and 2 forced fumbles…Became the fourth player in program history – and first defensive player – to be a unanimous All-America…Finalist for the Bronko Nagurski Trophy and the Chuck Bednarik Award, each presented to the best defensive player in the nation...Voted a first-team All-Pac-12 selection by the league's coaches for the second straight season…His 7.0 sacks led Oregon and tied for third in the Pac-12.
- In 2020, started all seven games of a Ducks' season that was abbreviated by the pandemic…Led all Pac-12 defensive linemen with 38 tackles and had team-high totals of 9.5 tackles for loss and 3.0 sacks…Selected first-team All-Pac-12 and third-team All-America…Earned Pac-12 Championship Game MVP honors after posting 12 quarterback hurries, 2.0 tackles for loss, a 3rd-down sack in the 3rd quarter and a tackle for loss on a 4th down play in the first quarter at USC (12/18/20).
- As a freshman in 2019, played in 14 games with five starts…Selected by the league's coaches as the Pac-12 Freshman Defensive Player of the Year and all-conference honorable mention…Set the program freshman record with a team-high 9.0 sacks and also topped the team with 14.0 tackles for loss…Ranked second among FBS freshman in sacks and third in tackles for loss…Set the Pac-12 Championship Game record with 2.5 sacks, all in the fourth quarter, had 5 tackles and was the first player to block a punt in the championship game, vs. Utah (12/6/19).

OFF-THE-FIELD ACTVITY

- Traveled to Barbados in partnership with Visit Barbados to enjoy all the island has to offer and meet with local youth to host a flag football clinic...Attended Ben Franklin School PS 55 to surprise students and faculty as the principal for the day…Attended the NYC Lions youth football practice to surprise the team with a $5,000 equipment donation…Participated in small-group conversations with students, sharing a few reflections to help build connections with the next group of leaders...Represented The JREAM Foundation during Week 13 of the NFL season for My Cause My Cleats...Hosted members from the NYPD Military Liaison Group as well as members from the John Jay College of Criminal

Justice to the Quest Diagnostics Training Center to watch practice and enjoy a day with the Giants.

PERSONAL

- Enrolled at Junipero Serra High School in San Mateo, CA as a freshman…Transferred to Susan Miller Dorsey High School in Los Angeles…As a sophomore, led Dorsey to an 11-3 record with 27.0 tackles for loss and 17.0 sacks and was named his section's Defensive Lineman of the Year.
- Near the end of his sophomore year, Thibodeaux and his mother, Shawnta Smith, moved to Woodland Hills in the San Fernando Valley, and he transferred again, to Oaks Christian, a private school in Westlake Village…Recorded 54.0 career sacks in four years, including at least 1.0 sack in 16 of 27 games as a junior and senior at Oaks Christian.
- Top-ranked player in the ESPN300…Named the USA Today High School Defensive Player of the Year, as well as first-team All-USA Defense…Played in the 2019 Under Armour All-American Game and was named a co-captain for Team Sanders…Named the Defensive Player of the Year in California by USA Today, while also being named first-team All-California by the paper.
- As a senior, selected Marmonte League Co-Player of the Year, All-CIF Southern Section Division 1, first-team Daily News all-area and a member of the Los Angeles Times All-Star Team…Recorded 54 tackles, 18.0 sacks and 5 forced fumbles…Had six multi-sack performances, including three games with 3.0 sacks.
- As a junior, named the Los Angeles Daily News' Player of the Year, the Ventura County Star's Defensive Player of the Year…Selected the CIF Southern Section Division 2 co-Defensive Player of the Year and the Marmonte League co-MVP…Finished with 20.0 sacks, 28 tackles for loss, and 99 tackles…Had at least 4 tackles in every game and at least 3.0 sacks six times…Helped lead Oaks Christian to a CIF Southern Section Division 2 title, finishing with 4.0 sacks and 6 tackles in the title game vs. Valencia…Had 9 catches for 134 yards and 3 touchdowns as a tight end.
- As a sophomore, named the CIF Los Angeles City Section Division I Defensive Lineman of the Year at Dorsey High…Recorded 17.0 sacks and 27 tackles for loss…Had 4 multi-sack games.

MAIN TRANSACTIONS

- Originally a 1st-round (5th pick overall) draft choice by the Giants in 2022.

KAYVON THIBODEAUX'S NFL REGULAR SEASON DEFENSIVE STATISTICS

				TACKLES								INTERCEPTIONS					O. FUMB				ST					MISC	
DATE	TEAM	GP	GS	TK	S	A	TFL	YDS	SK	YDS	QBH	NO	YDS	LG	TD	PD	FF	FR	TD	YDS	TK	S	A	FF	FR	S	A
2022	Giants	14	14	49	33	16	6	25	4.0	34.0	13	0	0	0	0	5	2	2	1	1	0	0	0	0	0	0	0
2023	Giants	17	17	50	26	24	12	78	11.5	93.0	16	0	0	0	0	4	3	1	0	0	0	0	0	0	0	0	0
2024	Giants	12	12	28	14	14	8	39	5.5	46.0	17	0	0	0	0	2	1	0	0	0	0	0	0	0	0	0	0
2025	Giants	10	10	25	13	12	5	19	2.5	14.5	9	0	0	0	0	2	0	0	0	0	0	0	0	0	0	0	0
2026	Giants	7	5	15	5	10	0	0	0.0	0.0	1	0	0	0	0	0	0	0	0	0	0	0	0	0	0	0	0
NFL TOTALS		60	58	167	91	76	31	161	23.5	187.5	56	0	0	0	0	13	6	3	1	1	0	0	0	0	0	0	0

KAYVON THIBODEAUX'S NFL POSTSEASON DEFENSIVE STATISTICS

				TACKLES								INTERCEPTIONS					O. FUMB				ST					MISC	
DATE	TEAM	GP	GS	TK	S	A	TFL	YDS	SK	YDS	QBH	NO	YDS	LG	TD	PD	FF	FR	TD	YDS	TK	S	A	FF	FR	S	A
2022	Giants	2	2	11	7	4	0	0	0.0	0.0	1	0	0	0	0	0	0	0	0	0	0	0	0	0	0	0	0
NFL TOTALS		2	2	11	7	4	0	0	0.0	0.0	1	0	0	0	0	0	0	0	0	0	0	0	0	0	0	0	0

SINGLE-GAME HIGHS: DEFENSIVE

Total Tackles	12 at Washington Commanders, Dec 18, 2022
Solo Tackles	9 at Washington Commanders, Dec 18, 2022
Sacks	3.0 vs. New York Jets, Oct 29, 2023
Passes Defensed	2 at Green Bay Packers, Oct 09, 2022
Forced Fumbles	1 vs. Indianapolis Colts, Dec 29, 2024 ...5 more at 1.
Fumble Recoveries	1 at Washington Commanders, Dec 18, 2022 ...1 more at 1.
Tackles For Loss	3 vs. New York Jets, Oct 29, 2023 ...1 more at 3.
Longest Opp Fumble Return	1 at Washington Commanders, Dec 18, 2022

SINGLE-GAME HIGHS - POSTSEASON: DEFENSIVE

Total Tackles	8 at Philadelphia Eagles, Jan 21, 2023
Solo Tackles	4 at Philadelphia Eagles, Jan 21, 2023

2026 GAME-BY-GAME REGULAR-SEASON STATISTICS (GIANTS)

			TACKLES								INTERCEPTIONS					O. FUMB				ST					MISC			
DATE	OPPONENT	P/S	TK	S	A	SK	YDS	TFL	YDS	QBH	NO	YDS	LG	TD	PD	FF	FR	TD	YDS	TK	S	A	FF	FR	S	A	W/L	SCORE
09/13	Cowboys	P	2	1	1	0.0	0.0	0	0	1	0	0	0	0	0	0	0	0	0	0	0	0	0	0	0	0	W	28-20
09/21	at Rams	P	0	0	0	0.0	0.0	0	0	0	0	0	0	0	0	0	0	0	0	0	0	0	0	0	0	0	L	6-28
09/27	Titans	S	1	0	1	0.0	0.0	0	0	0	0	0	0	0	0	0	0	0	0	0	0	0	0	0	0	0	W	12-7
10/04	Cardinals	S	2	0	2	0.0	0.0	0	0	0	0	0	0	0	0	0	0	0	0	0	0	0	0	0	0	0	W	36-24
10/11	at Commanders	S	1	0	1	0.0	0.0	0	0	0	0	0	0	0	0	0	0	0	0	0	0	0	0	0	0	0	T	27-27
10/18	Saints	S	5	2	3	0.0	0.0	0	0	0	0	0	0	0	0	0	0	0	0	0	0	0	0	0	0	0	L	27-34
10/25	at Texans	S	4	2	2	0.0	0.0	0	0	0	0	0	0	0	0	0	0	0	0	0	0	0	0	0	0	0	W	27-21+
2026 TOTALS		7-5	15	5	10	0.0	0.0	0	0	1	0	0	0	0	0	0	0	0	0	0	0	0	0	0	0	0	4-2-1	

+ - Overtime



ANDREW THOMAS

T #78

HEIGHT: 6-5
WEIGHT: 315 lbs
COLLEGE: GEORGIA
HOW ACQUIRED: D1-'20
NFL EXP.: 7 YEARS
GIANTS EXP.: 7 YEARS

HONORS

- Second-Team All-Pro: 2022

CAREER HIGHLIGHTS

- A cornerstone piece along the New York Giants offensive line…Has played in 81 regular-season games with 80 starts (all at left tackle) and started both postseason games in which he played at left tackle.
- In 2025, appeared in 13 games and made 13 starts at left tackle...Made his season debut in Week 3 vs. Kansas City, his first game action since his foot injury in 2024...Missed the final two games of the season with a hamstring injury…According to Pro Football Focus, Thomas was the fourth-highest graded offensive tackle in the NFL in 2025…Among tackles who played at least 300 pass blocking snaps, Thomas allowed the second-highest time to pressure (3.83) and tied for the third-fewest sacks allowed (1.0).
- In 2024, started the season's first six games at left tackle…Suffered a Lisfranc injury vs. Cincinnati (10/13/24) and underwent surgery…Was placed on season-ending injured reserve on 10/16/24.
- In 2023, started all 10 games in which he played at left tackle…Sustained a hamstring injury vs. Dallas (9/17/23) and was inactive the next seven games…Returned to action at Las Vegas (11/5/23), started the season's final nine games, and did not miss a snap in the last seven games.
- In 2022, started each of the first 16 games…Inactive with numerous other starters at Philadelphia (1/8/22)…Selected second-team All-Pro...Started at left tackle in the NFC Wild Card Game at Minnesota (1/15/23) and divisional round at Philadelphia (1/21/23)…Key member of an offensive line that helped the Giants finish fourth in the NFL in rushing yardage with an average of 148.2 yards a game and fifth with 4.8 yards a carry, and was instrumental in Saquon Barkley rushing for a career-high 1,312 yards.
- In 2021, Thomas started all 13 games in which he played at left tackle…Played 100% of the offensive snaps in each of the first four games…Part of an offensive line that did not allow a sack at New Orleans (10/3/21) and helped average the fourth-most yards per play (8.08) by a Giants team since the merger…Played in 29 offensive snaps the Rams (10/17/21) before suffering an ankle injury and spent the next three weeks on injured reserve…Started the next seven games at left tackle and he did not allow a sack during that span.
- As a rookie in 2020, Thomas played in all 16 games with 15 starts at left tackle…Thomas played 976 of the team's offensive snaps (96.4%)…The offensive line helped the Giants exceed 100 rushing yards in seven consecutive games from Oct. 18 - Dec. 6, their longest streak since they hit the century mark in nine straight games in 2010.

NOTES TO KNOW

- Against Tampa Bay on 11/22/21, caught a 2-yard touchdown pass to become the first Giants offensive lineman in the Super Bowl era to record a touchdown reception…Was one of six NFL offensive linemen in the 2021 regular season to catch a touchdown.
- Thomas also caught a pass and successfully scored on a 2-point conversion at Dallas (10/11/20)…Thomas was the first player in NFL history whose listed position is on the offensive line to score on a 2-point conversion (which were instituted in 1994).
- Thomas was the highest-drafted offensive lineman by the Giants since Ohio State's John Hicks was selected 3rd overall in 1974.

COLLEGE

- Started all 41 games in which he played in three seasons at Georgia – 15 at right tackle as a true freshman in 2017 and 13 at left tackle in both 2018 and 2019…Two-time first-team All-SEC (2018-19)…Freshman All-America…Second-team All-America in 2018, first-team All-America in 2019…A key player on Georgia teams that won 11 or more games in three straight seasons, won three consecutive SEC Eastern Division titles, and played in New Year's Six Bowl games three years in a row (2018 Rose, 2019 Allstate Sugar, 2020 Allstate Sugar)…Entered the NFL Draft after his junior season.
- As a junior in 2019, started at left tackle in all 13 games in which he played…Walter Camp first-team All-America…Winner of the SEC's Jacobs Blocking Trophy, UGA's first recipient of the award in 21 years...Named one of four permanent team captains...Co-winner of Vince Dooley Offensive MVP, given at team's post-season awards gala...All-SEC first-team selection by the league's coaches and the AP...Semifinalist for the 2019 Outland Trophy.
- In 2018, started all 13 games in which he played…Named 2018 SI.com first-team All-America and Associated Press & Walter Camp second-team...Coaches All-SEC first-team and Associated Press All-SEC second-team.
- As a true freshman in 2017, joined the first team early in preseason camp and started all 15 games at right tackle, including the national championship game vs. Alabama.

OFF-THE-FIELD ACTVITY

- Visited New City Kids in Jersey City to play musical instruments and learn about this after-school faith-based program that sends 99% of their inner-city high school seniors to college and surprised the organization with a $20,000 contribution...Partnered with the American Heart Association to encourage students to be active for 60 minutes a day while creating healthy habits and presented the school with a $1,500 equipment grant at Thomas Jefferson Middle School in Lodi, N.J....Participated in drills with more than 700 girls from 30 high schools at the Section 1 Girl's Flag Football Jamboree Kickoff at Somers (N.Y.) High School to help kick off the

2024 season...Visited Curtis High School in Staten Island for their annual heart screening and Warrior's flag football game in honor of Miles "KT" Kirkland Thomas.... Hosted New City Kids, Tackle Kids Cancer and MetLife Stadium EMS Scholarship Fund for a $20,000 donation...Represented The Andrew Thomas Foundation & New City Kids during Week 13 of the NFL season for My Cause My Cleats...Hosted members from the NYPD Military Liaison Group as well as members from the John Jay College of Criminal Justice to the Quest Diagnostics Training Center to watch practice and enjoy a day with the Giants.

PERSONAL

- Hometown is Lithonia, Ga.…Studied business at Georgia.
- Starred at Pace Academy in Atlanta…Selected to represent the East in the 2017 U.S. Army All-America Bowl…Was a four-star prospect and consensus top-50 recruit…Named to Atlanta Journal-Constitution's 2016 Super 11 team in Georgia and Class AAA All-State offense…In 2015, helped Pace Academy to a 14-2 record and the Class AAA State Championship...Played both offensive tackle and defensive line, recording 59 tackles his senior season.
- Also played baseball and basketball and was a member of the school's concert band (plays the drums and piano).

MAIN TRANSACTIONS

- Originally a 1st-round (4th pick overall) draft choice by the Giants in 2020.

ANDREW THOMAS' NFL REGULAR SEASON STATISTICS

DATE	TEAM	GP	GS
2020	Giants	16	15
2021	Giants	13	13
2022	Giants	16	16
2023	Giants	10	10
2024	Giants	6	6
2025	Giants	13	13
2026	Giants	7	7
NFL TOTALS		**81**	**80**

ANDREW THOMAS' NFL POSTSEASON STATISTICS

DATE	TEAM	GP	GS
2022	Giants	2	2
NFL TOTALS		**2**	**2**

2026 GAME-BY-GAME REGULAR-SEASON STATISTICS (GIANTS)

DATE	OPPONENT	P/S		W/L/T	SCORE
09/13	Cowboys	S		W	28-20
09/21	at Rams	S		L	6-28
09/27	Titans	S		W	12-7
10/04	Cardinals	S		W	36-24
10/11	at Commanders	S		T	27-27
10/18	Saints	S		L	27-34
10/25	at Texans	S		W	27-21+
2026 TOTALS		**7-7**		**4-2-1**	

+ - Overtime



GENO VANDEMARK

OL #69

HEIGHT: 6-4
WEIGHT: 314 lbs
COLLEGE: ALABAMA
HOW ACQUIRED: FA-'26
NFL EXP.: R
GIANTS EXP.: R

CAREER HIGHLIGHTS

- Spent the 2026 training camp with the Indianapolis Colts before signing to the New York Giants practice squad on 9/2/26.

COLLEGE

- Played in 45 games (19 starts) over five collegiate seasons, two at Alabama (2024-25) after three at Michigan State (2021-23)…Started games at center and both guard spots over the course of his career.
- Appeared in 14 games, starting nine, in 2025 at Alabama…Started six games at right guard, two at left guard and one at center.
- Played in all 13 games in 2024, his first season at Alabama…Earned a start at left guard and at right guard.
- Saw action in eight games in his final season at Michigan State in 2023…Started six games at right guard but missed time due to injury.
- Appeared in 10 games as a redshirt freshman in 2022, starting two at right guard…Redshirted in 2021.

PERSONAL

- Attended St. Joseph Regional High School in Montvale, N.J., where he was rated the top offensive line prospect from the state of New Jersey and the 25th-best tackle in the nation by Rivals.com…Was a first-team all-state selection by NJ.com.
- Grew up in Lodi, N.J., which is about a 15-minute drive to MetLife Stadium.
- Majored in communications at Michigan State.

MAIN TRANSACTIONS

- Originally signed as a rookie free agent by the Indianapolis Colts on 5/8/26.
- Waived by the Colts on 8/30/26.
- Signed to the New York Giants practice squad on 9/2/26.

GENO VANDEMARK'S NFL REGULAR SEASON STATISTICS

DATE	TEAM	GP	GS
2026	Giants	0	0
NFL TOTALS		**0**	**0**

2026 GAME-BY-GAME REGULAR-SEASON STATISTICS (GIANTS)

DATE	OPPONENT	P/S		W/L/T	SCORE
09/13	Cowboys		PRACTICE SQUAD	W	28-20
09/21	at Rams		PRACTICE SQUAD	L	6-28
09/27	Titans		PRACTICE SQUAD	W	12-7
10/04	Cardinals		PRACTICE SQUAD	W	36-24
10/11	at Commanders		PRACTICE SQUAD	T	27-27
10/18	Saints		PRACTICE SQUAD	L	27-34
10/25	at Texans		PRACTICE SQUAD	W	27-21+
2026 TOTALS		**0-0**		**4-2-1**	

+ - Overtime



AR'DARIUS WASHINGTON

S #24

HEIGHT: 5-8
WEIGHT: 180 lbs
COLLEGE: TCU
HOW ACQUIRED: FA-'26
NFL EXP.: 5 YEARS
GIANTS EXP.: 1 YEAR

CAREER HIGHLIGHTS

- Spent his first five NFL seasons (2021-25) playing under John Harbaugh at the Baltimore Ravens before signing with the New York Giants during the 2026 offseason…Has played in 35 career games with 13 starts…Combined for 96 total tackles, 10 passes defensed, 7 tackles for loss, 7 quarterback hits, 3.0 sacks, 2 interceptions and 2 forced fumbles…Also owns 7 special teams tackles…Played in five playoff games and made two starts, totaling 12 tackles.
- Made four appearances in 2025 and registered 7 tackles, 3 quarterback hits, 1.0 sack, 1 tackle for loss and 1 forced fumble…Missed the beginning of the year after tearing his Achilles in May of 2025.
- In 2024, set career highs across the board with 17 games played and 10 starts to go along with 62 total tackles, 8 passes defensed and 5 tackles for loss…Also recorded 2 special teams tackles, 2 quarterback hits, 1.0 sack and 1 forced fumble.
- Played in two games with one start in 2023…Recorded 11 tackles, 2 passes defensed, 2 quarterback hits, 1.0 sack and 1 tackle for loss…Was placed on injured reserve with a chest injury in September.
- In 2022, made three appearances and totaled 1 tackle on defense and 1 tackle on special teams…Spent the season on the Ravens' practice squad.
- As a rookie in 2021, played in three games and notched 1 tackle on special teams…Suffered a foot injury in practice that landed him on season-ending injured reserve.

COLLEGE

- Attended TCU from 2018-20 and played in 26 games for the Horned Frogs…Produced 87 tackles, 7 passes defensed, 5 interceptions and 1.5 tackles for loss.
- Started all 10 games in 2020 and finished with 38 tackles, 5 passes defensed and 1 tackle for loss.
- In 2019, led TCU with 5 interceptions to go along with 46 tackles, 2 passes defensed and a half-tackle for loss…His 5 picks ranked seventh nationally…Named the Big 12 Defensive Freshman of the Year.
- Redshirted in 2018, playing in four games to maintain his redshirt season…Amassed 3 total tackles.

PERSONAL

- A native of Shreveport, La., he attended Evangel Christian Academy… A three-star recruit coming out of high school, he played both sides of the ball.
- Studied criminal justice while at TCU.

MAIN TRANSACTIONS

- Originally signed as a rookie free agent by the Baltimore Ravens on 5/13/21.
- Re-signed with the Baltimore Ravens on 3/13/24.
- Signed a one-year contract with the New York Giants on 3/13/26.

AR'DARIUS WASHINGTON'S NFL REGULAR SEASON DEFENSIVE STATISTICS

				TACKLES								INTERCEPTIONS					O. FUMB				ST					MISC	
DATE	TEAM	GP	GS	TK	S	A	TFL	YDS	SK	YDS	QBH	NO	YDS	LG	TD	PD	FF	FR	TD	YDS	TK	S	A	FF	FR	S	A
2021	Ravens	3	0	0	0	0	0	0	0.0	0.0	0	0	0	0	0	0	0	0	0	0	1	0	1	0	0	0	0
2022	Ravens	3	0	1	1	0	0	0	0.0	0.0	0	0	0	0	0	0	0	0	0	0	1	1	0	0	0	0	0
2023	Ravens	2	1	11	6	5	1	8	1.0	8.0	2	0	0	0	0	2	0	0	0	0	0	0	0	0	0	0	0
2024	Ravens	17	10	62	43	19	5	15	1.0	7.0	2	2	33	32	0	8	1	0	0	0	2	2	0	0	0	0	0
2025	Ravens	4	0	7	3	4	1	2	1.0	2.0	3	0	0	0	0	0	1	0	0	0	0	0	0	0	0	0	0
2026	Giants	6	2	15	13	2	0	0	0.0	0.0	0	0	0	0	0	0	0	0	0	0	3	1	2	0	0	0	0
NFL TOTALS		35	13	96	66	30	7	25	3.0	17.0	7	2	33	32	0	10	2	0	0	0	7	4	3	0	0	0	0

AR'DARIUS WASHINGTON'S NFL POSTSEASON DEFENSIVE STATISTICS

				TACKLES								INTERCEPTIONS					O. FUMB				ST					MISC	
DATE	TEAM	GP	GS	TK	S	A	TFL	YDS	SK	YDS	QBH	NO	YDS	LG	TD	PD	FF	FR	TD	YDS	TK	S	A	FF	FR	S	A
2022	Ravens	1	0	0	0	0	0	0	0.0	0.0	0	0	0	0	0	0	0	0	0	0	0	0	0	0	0	0	0
2023	Ravens	2	0	1	0	1	0	0	0.0	0.0	0	0	0	0	0	0	0	0	0	0	0	0	0	0	0	0	0
2024	Ravens	2	2	11	7	4	0	0	0.0	0.0	0	0	0	0	0	0	0	0	0	0	0	0	0	0	0	0	0
NFL TOTALS		5	2	12	7	5	0	0	0.0	0.0	0	0	0	0	0	0	0	0	0	0	0	0	0	0	0	0	0

SINGLE-GAME HIGHS: DEFENSIVE

Total Tackles	12 at Pittsburgh Steelers, Nov 17, 2024
Solo Tackles	6 vs. Philadelphia Eagles, Dec 01, 2024
Sacks	1.0 vs. Houston Texans, Sep 10, 2023
Passes Defensed	2 vs. Cincinnati Bengals, Nov 07, 2024 ...1 more at 2.
Forced Fumbles	1 vs. Pittsburgh Steelers, Dec 21, 2024
Tackles For Loss	2 vs. Philadelphia Eagles, Dec 01, 2024
Interceptions	1 at New York Giants, Dec 15, 2024 ...1 more at 1.
Special Teams Tackles	2 vs. Denver Broncos, Nov 03, 2024

SINGLE-GAME HIGHS - POSTSEASON: DEFENSIVE

Total Tackles	7 vs. Pittsburgh Steelers, Jan 11, 2025
Solo Tackles	5 vs. Pittsburgh Steelers, Jan 11, 2025

2026 GAME-BY-GAME REGULAR-SEASON STATISTICS (GIANTS)

			TACKLES								INTERCEPTIONS					O. FUMB				ST					MISC			
DATE	OPPONENT	P/S	TK	S	A	SK	YDS	TFL	YDS	QBH	NO	YDS	LG	TD	PD	FF	FR	TD	YDS	TK	S	A	FF	FR	S	A	W/L	SCORE
09/13	Cowboys	P	0	0	0	0.0	0.0	0	0	0	0	0	0	0	0	0	0	0	0	1	0	1	0	0	0	0	W	28-20
09/21	at Rams	P	1	1	0	0.0	0.0	0	0	0	0	0	0	0	0	0	0	0	0	0	0	0	0	0	0	0	L	6-28
09/27	Titans	S	1	1	0	0.0	0.0	0	0	0	0	0	0	0	0	0	0	0	0	0	0	0	0	0	0	0	W	12-7
10/04	Cardinals											ON INACTIVE LIST															W	36-24
10/11	at Commanders	P	2	2	0	0.0	0.0	0	0	0	0	0	0	0	0	0	0	0	0	1	0	1	0	0	0	0	T	27-27
10/18	Saints	P	4	4	0	0.0	0.0	0	0	0	0	0	0	0	0	0	0	0	0	1	1	0	0	0	0	0	L	27-34
10/25	at Texans	S	7	5	2	0.0	0.0	0	0	0	0	0	0	0	0	0	0	0	0	0	0	0	0	0	0	0	W	27-21+
2026 TOTALS		**6-2**	**15**	**13**	**2**	**0.0**	**0.0**	**0**	**0**	**0**	**0**	**0**	**0**	**0**	**0**	**0**	**0**	**0**	**0**	**3**	**1**	**2**	**0**	**0**	**0**	**0**	**4-2-1**	

+ - Overtime



JAMEIS WINSTON

QB #19

HEIGHT: 6-4
WEIGHT: 231 lbs
COLLEGE: FLORIDA STATE
HOW ACQUIRED: FA-'25
NFL EXP.: 12 YEARS
GIANTS EXP.: 2 YEARS

HONORS

- Pro Bowl: 2015

CAREER HIGHLIGHTS

- Winston has played in 114 regular-season games (93 starts) and one postseason game for Tampa Bay (2015-19), New Orleans (2020-23), Cleveland (2024) and the New York Giants (2025-26)…He has completed 2,071-of-3,402 pass attempts (60.9%) for 25,749 yards, 163 touchdowns and 118 interceptions…On the ground, Winston has rushed for 1,370 yards and 14 touchdowns on 346 carries (4.0 avg.)...Through the air, he has 1 reception for 33 yards and a score.
- Surpassed 25,000 career passing yards in Week 3 of the 2026 season.
- In his lone postseason appearance with New Orleans in the 2020 season, Winston completed his only passing attempt for a 56-yard touchdown (vs. Tampa Bay, 1/17/21).

2026

- Has played in six games (four starts) and completed 90-of-158 (57.0%) passing attempts for 957 yards, 7 touchdowns and 5 interceptions...Also rushed 16 times for 50 yards and 1 touchdown.

2025

- Winston saw action in three games (two starts) for the Giants in 2025...Completed 37-of-66 pass attempts for 567 yards, 2 touchdowns and 2 interceptions...Also logged 7 carries for 23 yards and 1 touchdown and a 33-yard touchdown reception.

2024

- In his only season in Cleveland, played in 12 games with seven starts…Completed 181-of-296 pass attempts (61.1%) for 2,121 yards, 13 touchdowns and 12 interceptions.

2023

- Played in seven games for the New Orleans Saints, served as the primary backup quarterback…Completed 25-of-47 passes for 264 yards, 2 touchdowns and 3 interceptions.

2022

- Started Weeks 1 through 3 for the New Orleans Saints…Completed 73-of-115 pass attempts (63.5%) for 858 yards and 4 touchdowns…Missed time due to a back and ankle injury.

2021

- Started the first seven games of the season for the New Orleans Saints before suffering a season-ending knee injury…Completed 95-of-161 passes (59%) for 1,170 yards with 14 passing touchdowns and recorded 1 rushing touchdown…Threw for a career-high-tying 5 passing touchdowns against Green Bay (9/12/21).

2020

- 2020 marked Winston's first season in New Orleans…Played in four games and completed 7-of-11 passes for 75 yards…Made his first postseason appearance, throwing 1 pass for 56 yards and 1 touchdown.

2019

- In his last season with the Buccaneers, started 16 of 16 games…Completed 380-of-626 pass attempts for a league-leading 5,109 yards and 33 touchdowns…At the time, it marked the 12th time a quarterback surpassed 5,000 passing yards in a season…Had 11 300+ passing-yard games on the season…The only other quarterbacks with 11+ games of 300+ yards are Drew Brees (twice, 2011 and 2013), Matt Ryan (2019), Tom Brady (2011) and Peyton Manning (2013).

2018

- Appeared in 11 games (nine starts) for the Bucs…Threw for 2,992 yards, 19 touchdowns and 14 interceptions on 244-of-378 passing attempts (64.6%)…Achieved multiple single-game career highs, including completion percentage of 80% against Chicago on 9/30/18, 10 rush attempts and 55 rushing yards vs. Cleveland (10/21/18)…Rushed 49 times for 281 yards with a long of 18.

2017

- Started all 13 games he played in…On the season, he completed 282-of-442 pass attempts (63.8%) for 3,504 yards and 19 touchdowns…Set a career-high with a 92.2 passer rating (min. 10 games played).

2016

- In his second season with the Bucs, started 16-of-16 games, completing 345-of-567 passes for 4,090 yards and 28 touchdowns on the season…Rushed 53 times for 165 yards and 1 touchdown…Set a career-high with 36 completions vs. the Rams (9/15/16).

2015

- In his first NFL season in 2015, started all 16 regular-season games for Tampa Bay…Completed 312-of-535 passing attempts for 4,042 yards, 22 touchdowns and 15 interceptions…Rushed 54 times for 213 yards and 6 touchdowns…At the time, became just the third rookie to surpass 4,000 passing yards (also Andrew Luck in 2012 and Cam Newton in 2011).

NOTES TO KNOW

- Against Detroit on 11/23/25, Winston became the first Giants quarterback since at least 1940 to catch a touchdown pass…On a trick play, Winston was on the receiving end of a 33-yard touchdown pass from wide receiver Gunner Olszewski…Since 2000, it is the third-longest touchdown catch by any quarterback…It is also the longest reception by a Giants quarterback since at least 1940.
- Owns a Cleveland Browns franchise record for the most passing yards in a single game…Threw for 497 yards at Denver (12/2/24), surpassing Josh McCown's record of 457 yards vs. Baltimore (10/11/15)…Winston's 58 passing attempts in that game were the second-most in franchise history.
- Currently is the all-time passing leader in yards and touchdowns for the Tampa Bay Buccaneers…Played 72 games for the Bucs from 2015-19 and threw for 19,737 yards and 121 touchdowns.

COLLEGE

- Spent three years at Florida State – including a redshirt season in 2012 – before entering the 2015 NFL draft…Became the youngest player to win the Heisman Trophy following a stellar 2013 campaign.
- In 2014, led the Seminoles to their second consecutive undefeated season…Led the ACC in passing yards (3,907), passing yards per game (300.5), attempts (467), completions (305) and completion percentage (65.3).
- In 2013, broke the ACC, Florida State, and national freshman record for touchdown passes (40) and the national freshman record, again, for passing yards (4,057)…Completed 66.9% of his passes to go along with 40 touchdowns to only 10 interceptions…Completed 25-of-27 passes for 356 yards and 4 touchdowns in his debut against Penn State…Notable victorious performance at Clemson, throwing a career-best 444 yards and 3 touchdowns…Threw 393 yards and a career-high 5 touchdowns in a 63-0 win against Maryland.
- Winston led the Seminoles to a National Championship in 2013 – named offensive MVP of the national championship game - and their first-ever College Football Playoff Semifinal at the Rose Bowl in 2014.
- Earned additional honors of the Davey O'Brien National Quarterback Award, Manning Award and consensus All-American honors.
- Winston also earned two letters while playing on Florida State's baseball team as a closer, reliever, outfielder and designated hitter during the 2013 and 2014 seasons.

OFF-THE-FIELD ACTVITY

- Founded the Dream Forever Foundation to impact the lives of financially disadvantaged children and youth through encouragement, opportunities and resources…Attended the United Way of New York City's Gridiron Gala event at Glasshouses in NYC, which raised more than $3 million for UWNYC programming...Joined Mark Murray, one of the Giants' 2021 Coach of the Week winners, to help run a football clinic for the Mt. Vernon Razorbacks youth program...Attended The Giants Foundation Golf Classic which raised more than $500,000 for The Giants Foundation...Participated in the Built Ford Tough Field Day at the Quest Diagnostic Training Center for the 13 high school girls flag football champions from leagues supported by the Giants...Attended Russell Wilsons' fundraiser dinner benefitting Mt. Sinai and Boys and Girls Clubs...Ahead of Thanksgiving, visited the Community Kitchen located at the Food Bank for New York City in Harlem to hand out turkeys and meals for people in need...Participated in Jingle Jam, where he helped spread holiday joy to more than 500 New Jersey foster children, spending time with them and assisting with gift distribution...Hosted a free youth football camp in Hueytown, Ala....Represented Dream Forever Foundation & Breakthrough T1D during Week 13 of the NFL season for My Cause My Cleats...Hosted members from the NYPD Military Liaison Group as well as members from the John Jay College of Criminal Justice to the Quest Diagnostics Training Center to watch practice and enjoy a day with the Giants.

PERSONAL

- Winston and his wife, Breion Allen, have two children: Antonor Malachi and Taurus Allen…Attended Hueytown High School in Hueytown, Ala.
- Majored in social sciences and minored in business at Florida State…Graduated in May 2022, following his return to online school due to injury.
- Selected as the 2011 Gatorade Alabama Football Player of the Year…Rated a four-star prospect by all major outlets…Was the No. 1 player coming out of Alabama, according to ESPN.
- Was a dominant baseball player in high school who played center field and pitched…Also was a switch hitter…Was the No. 22 baseball player for the class of 2012 according to Perfect Game…Selected in the 15th round of the 2012 MLB draft by the Texas Rangers.

MAIN TRANSACTIONS

- Originally a 1st-round (1st pick overall) draft pick by the Tampa Bay Buccaneers in 2015.
- Signed with the New Orleans Saints on 4/28/20.
- Waived by New Orleans on 3/13/2024.
- Signed a one-year contract with the Cleveland Browns on 3/20/2024.
- Signed as a free agent by the New York Giants on 3/31/25.

JAMEIS WINSTON'S NFL REGULAR SEASON PASSING/RUSHING STATISTICS

				PASSING											RUSHING				
DATE	TEAM	GP	GS	ATT.	CMP.	PCT.	YDS	AVG.	TD	INT.	LG	SK	LST	RATE	NO.	YDS.	AVG.	LG	TD
2015	Buccaneers	16	16	535	312	58.3	4,042	7.6	22	15	68	27	190	84.2	54	213	3.9	21	6
2016	Buccaneers	16	16	567	345	60.8	4,090	7.2	28	18	45t	35	239	86.1	53	165	3.1	14	1
2017	Buccaneers	13	13	442	282	63.8	3,504	7.9	19	11	70	33	207	92.2	33	135	4.1	17	1
2018	Buccaneers	11	9	378	244	64.6	2,992	7.9	19	14	64	27	157	90.2	49	281	5.7	18	1
2019	Buccaneers	16	16	626	380	60.7	5,109	8.2	33	30	71t	47	282	84.3	59	250	4.2	26	1
2020	Saints	4	0	11	7	63.6	75	6.8	0	0	19	2	11	83.5	8	-6	-0.8	3	0
2021	Saints	7	7	161	95	59.0	1,170	7.3	14	3	72t	11	69	102.8	32	166	5.2	20	1
2022	Saints	3	3	115	73	63.5	858	7.5	4	5	51	11	74	79.5	5	16	3.2	6	0
2023	Saints	7	0	47	25	53.2	264	5.6	2	3	30	2	13	57.4	5	-6	-1.2	0	0
2024	Browns	12	7	296	181	61.1	2,121	7.2	13	12	89t	24	130	80.6	25	83	3.3	13	1
2025	Giants	3	2	66	37	56.1	567	8.6	2	2	42	3	11	82.1	7	23	3.3	11	1
2026	Giants	6	4	158	90	57.0	957	6.1	7	5	40	15	68	76.4	16	50	3.1	15	1
TOTALS		**114**	**93**	**3,402**	**2,071**	**60.9**	**25,749**	**7.6**	**163**	**118**	**89T**	**237**	**1,451**	**85.9**	**346**	**1,370**	**4.0**	**26**	**14**

JAMEIS WINSTON'S NFL POSTSEASON PASSING/RUSHING STATISTICS

				PASSING											RUSHING				
DATE	TEAM	GP	GS	ATT.	CMP.	PCT.	YDS	AVG.	TD	INT.	LG	SK	LST	RATE	NO.	YDS.	AVG.	LG	TD
2020	Saints	1	0	1	1	100.0	56	56.0	1	0	56t	0	0	158.3	0	0	0.0	0	0
TOTALS		**1**	**0**	**1**	**1**	**100.0**	**56**	**56.0**	**1**	**0**	**56T**	**0**	**0**	**158.3**	**0**	**0**	**0.0**	**0**	**0**

SINGLE-GAME HIGHS: QUARTERBACK

Pass Attempts 58 at Denver Broncos, Dec 02, 2024
...1 more at 58.
Pass Completions 36 vs. Los Angeles Rams, Sep 25, 2016
Yards Passing 497 at Denver Broncos, Dec 02, 2024
TD Passes 5 vs. Green Bay Packers, Sep 12, 2021
...1 more at 5.
Long Passes 89t at New Orleans Saints, Nov 17, 2024
Completion Percentage 80.0 at Chicago Bears, Sep 30, 2018
Passer Rating 131.6 at Philadelphia Eagles, Nov 22, 2015
Rush Attempts 10 vs. Cleveland Browns, Oct 21, 2018
Rushing Yards 55 vs. Cleveland Browns, Oct 21, 2018
Rushing Average 6.6 at Tennessee Titans, Oct 27, 2019
Longest Runs 26 vs. Arizona Cardinals, Nov 10, 2019
Rushing TDs 1 at Houston Texans, Oct 25, 2026
...13 more at 1.

SINGLE-GAME HIGHS - POSTSEASON: QUARTERBACK

Pass Attempts 1 vs. Tampa Bay Buccaneers, Jan 17, 2021
Pass Completions 1 vs. Tampa Bay Buccaneers, Jan 17, 2021
Yards Passing 56 vs. Tampa Bay Buccaneers, Jan 17, 2021
TD Passes 1 vs. Tampa Bay Buccaneers, Jan 17, 2021
Long Passes 56t vs. Tampa Bay Buccaneers, Jan 17, 2021

300-YARD PASSING GAMES (33): REGULAR SEASON

DATE	TEAM	NO.	YDS.	AVG.	LG	TD
12/17/15	at Rams	29	363	12.5	44	2
01/03/16	at Panthers	29	325	11.2	30	0
09/25/16	RAMS	36	405	11.3	33	3
11/13/16	BEARS	23	312	13.6	43t	2
11/20/16	at Chiefs	24	331	13.8	31	1
09/24/17	at Vikings	28	328	11.7	32	2
10/01/17	GIANTS	22	332	15.1	58t	3
10/05/17	PATRIOTS	26	334	12.8	41	1
10/22/17	at Bills	32	384	12.0	33t	3
12/24/17	at Panthers	21	367	17.5	70	1
12/31/17	SAINTS	28	363	13.0	43	1
10/14/18	at Falcons	30	395	13.2	51	4
10/21/18	BROWNS	32	365	11.4	29	0
11/25/18	49ERS	29	312	10.8	42	2
12/23/18	at Cowboys	34	336	9.9	38	1
12/30/18	FALCONS	22	345	15.7	33	4
09/22/19	GIANTS	23	380	16.5	55	3
09/29/19	at Rams	28	385	13.8	67t	4
10/13/19	PANTHERS	30	400	13.3	37	1
10/27/19	at Titans	21	301	14.3	46	2
11/03/19	at Seahawks	29	335	11.6	25	2
11/10/19	CARDINALS	30	358	11.9	49	1
11/17/19	SAINTS	30	313	10.4	48	2
11/24/19	at Falcons	18	313	17.4	71t	3
12/08/19	COLTS	33	456	13.8	61t	4
12/15/19	at Lions	28	458	16.4	51	4
12/21/19	TEXANS	25	335	13.4	31	1
09/25/22	at Panthers	25	353	14.1	49	1
10/27/24	RAVENS	27	334	12.4	38t	3
11/17/24	at Saints	30	395	13.2	89t	2
12/02/24	at Broncos	34	497	14.6	70t	4
11/23/25	at Lions	18	366	20.3	42	2
10/11/26	at Commanders	33	326	9.9	28	3

2026 GAME-BY-GAME REGULAR-SEASON STATISTICS (GIANTS)

			PASSING											RUSHING					
DATE	OPPONENT	P/S	ATT	CMP	YDS	PCT	Y/A	Y/C	TD	INT	LG	SK/YD	RATE	ATT	YDS	LG	TD	W/L/T	SCORE
09/13	Cowboys		DID NOT PLAY (NON-INJURY)															W	28-20
09/21	at Rams	P	27	11	111	40.7	4.1	10.1	0	1	33	2/1	37.7	2	1	1	0	L	6-28
09/27	Titans	S	22	14	118	63.6	5.4	8.4	0	0	30	3/18	77.5	2	14	15	0	W	12-7
10/04	Cardinals	S	29	18	250	62.1	8.6	13.9	3	2	40	4/18	95.5	0	0	0	0	W	36-24
10/11	at Commanders	S	54	33	326	61.1	6.0	9.9	3	0	28	2/21	96.7	5	27	15	0	T	27-27
10/18	Saints	S	26	14	152	53.8	5.8	10.9	1	2	24	4/10	52.1	3	4	3	0	L	27-34
10/25	at Texans	P	0	0	0	0.0	0.0	0.0	0	0	0	0/0	0.0	4	4	2	1	W	27-21+
2026 TOTALS		**6-4**	**158**	**90**	**957**	**57.0**	**6.1**	**10.6**	**7**	**5**	**40**	**15/68**	**76.4**	**16**	**50**	**15**	**1**	**4-2-1**	

+ - Overtime



DOMINIC ZVADA

K #34

(ZVAH-duh)

HEIGHT: 6-3
WEIGHT: 187 lbs
COLLEGE: MICHIGAN
HOW ACQUIRED: UDFA-'26
NFL EXP.: R
GIANTS EXP.: R

CAREER HIGHLIGHTS

- Has played in seven career games with the Giants...Has made 13-of-18 field goal attempts with a long of 56...Perfect on extra point attempts with an 12-of-12 mark.
- In Week 4, he became the first Giants rookie to make three 50+ yard field goals in a single season.
- Played in his first career NFL game vs. Dallas (9/13/26), converting 4-of-4 extra point attempts (100.0%).

COLLEGE

- Appeared in 51 games in four collegiate seasons, two at Michigan (2024-25) and two at Arkansas State (2022-23)…Converted 72-of-87 field goals (82.8%) and 140-of-142 extra point attempts (98.6%) for 356 points in his career…Kicked off 21 times for 1,429 yards with 5 touchbacks…Holds the Michigan records for 50+ yard field goals made in a career (9) and season (7), and was the first kicker in school history to convert four 50-yard field goals in a season…Was the fifth player in Arkansas State history to be named a Lou Groza Award semifinalist…Owns the second-longest field goal in Arkansas State history at 56 yards and tied for the second-longest streak of consecutive makes at 13.
- Saw the field in all 13 games in 2025, converting 17-of-25 field goals (68.0%) and a perfect 43-of-43 extra point attempts for a career-high 94 points…Also kicked off 2 times for 128 yards with 1 touchback…Named an All-Big Ten honorable mention.
- Played in 13 games in his first year at Michigan in 2024, converting 21-of-22 field goals (95.5%) and 26-of-27 extra point attempts (96.3%) for 89 points…Named an AP second-team All-American, first-team All-Big Ten honoree and Lou Groza Award semifinalist, and received the Bakken-Andersen Big Ten Kicker of the Year Award…Led the Big Ten and ranked second in the country in made field goal percentage, along with leading the Big Ten and ranking ninth in the country in field goals made…Tied the record for the most Big Ten Weekly honors in a single season by a special teams player (four)…Set the school record for single-season field goal percentage…Became the first player in Michigan history to convert four or more 50-yard field goals in a single season, and set the school's single-season and career records with seven.
- Appeared in 13 games in his final Arkansas State season in 2023, making 17-of-22 field goals (77.3%) and all 41 of his extra point attempts for 92 points…Kicked off 18 times for 914 yards and 1 touchback.
- Saw action in 12 games as a true freshman in 2022, converting on 17-of-18 field goal attempts (94.4%) and 30-of-31 extra point attempts (96.8%) for 81 points, while also kicking off 1 time for 62 yards…Received FWAA Freshman All-America team honors…Was a Lou Groza Award semifinalist, becoming the fifth player in school history to do so…Ranked third in the Sun Belt and seventh in the NCAA in field goal percentage…Made a 56-yard field goal at Texas State (11/19/22), good for the second-longest made field goal in school history…Converted the first 13 field goal attempts of his career, tying for the second-most made consecutively in program history.

PERSONAL

- Attended Valley Christian High School (Chandler, Ariz.) and was named Class 3A first-team All-State and first-team All-Metro in 2019…Set the Arizona Class 3A record for longest field goal with a 55-yarder in 2020.
- Parents are Jeff and Jody.

MAIN TRANSACTIONS

- Originally signed as a rookie free agent by the Giants on 5/8/26.

DOMINIC ZVADA'S NFL REGULAR SEASON KICKING STATISTICS

DATE	TEAM	GP	FGM	FGA	PCT.	LG	XP	XPA	PCT.	BLK	PTS
2026	Giants	7	13	18	72.2	56	12	12	100.0	0	51
NFL TOTALS		**7**	**13**	**18**	**72.2**	**56**	**12**	**12**	**100.0**	**0**	**51**

DOMINIC ZVADA'S NFL REGULAR SEASON FIELD-GOAL ACCURACY STATISTICS

DATE	TEAM	1-19	PCT.	20-29	PCT.	30-39	PCT.	40-49	PCT.	50+	PCT.
2026	Giants	0-0	0.0	2-2	100.0	5-5	100.0	1-3	33.3	5-8	62.5
NFL TOTALS		**0-0**	**0.0**	**2-2**	**100.0**	**5-5**	**100.0**	**1-3**	**33.3**	**5-8**	**62.5**

SINGLE-GAME HIGHS: KICKER

Field Goals Made	4 vs. Tennessee Titans, Sep 27, 2026	**PAT Attempts**	4 vs. Dallas Cowboys, Sep 13, 2026
Field Goal Attempts	5 at Washington Commanders, Oct 11, 2026	**Points**	12 vs. Tennessee Titans, Sep 27, 2026
Longest Field Goals Made	56 at Washington Commanders, Oct 11, 2026	**Kickoff Average**	63.4 at Houston Texans, Oct 25, 2026
Longest Field Goal Attempts	57 at Washington Commanders, Oct 11, 2026	**Field Goal Percentage**	100.0 vs. Tennessee Titans, Sep 27, 2026
PATs Made	4 vs. Dallas Cowboys, Sep 13, 2026	**Touchbacks**	2 vs. Tennessee Titans, Sep 27, 2026

2026 GAME-BY-GAME REGULAR-SEASON STATISTICS (GIANTS)

			FIELD GOALS				EXTRA POINTS						
DATE	OPPONENT		FGM	FGA	PCT	LG	XP	XPA	PCT	BLK	PTS	W/L/T	SCORE
09/13	Cowboys	P	0	0	0.0	0	4	4	100.0	0	4	W	28-20
09/21	at Rams	P	2	2	100.0	52	0	0	0.0	0	6	L	6-28
09/27	Titans	P	4	4	100.0	39	0	0	0.0	0	12	W	12-7
10/04	Cardinals	P	3	3	100.0	52	1	1	100.0	0	10	W	36-24
10/11	at Commanders	P	2	5	40.0	56	3	3	100.0	0	9	T	27-27
10/18	Saints	P	2	2	100.0	41	1	1	100.0	0	7	L	27-34
10/25	at Texans	P	0	2	0.0	0	3	3	100.0	0	3	W	27-21+
2026 TOTALS		**7**	**13**	**18**	**72.2**	**56**	**12**	**12**	**100.0**	**0**	**51**	**4-2-1**	

+ - Overtime



GIANTS STATS

GIANTS SINCE 1925 NEW YORK FOOTBALL GIANTS BIG BLUE G-MEN

GIANTS

WON 4, LOST 2, TIED 1				JOHN HARBAUGH
09/13	W	28-20	Dallas	83,286
09/21	L	6-28	at L.A. Rams	73,773
09/27	W	12-7	Tennessee	79,919
10/04	W	36-24	Arizona	80,893
10/11	T	27-27 (OT)	at Washington	64,195
10/18	L	27-34	New Orleans	82,905
10/25	W	27-21 (OT)	at Houston	71,052

2026 TEAM STATISTICS

	NYG	OPP.
FIRST DOWNS	**147**	**133**
Rushing	49	45
Passing	81	73
Penalty	17	15
Third Down-Made/Att	40/97	33/84
Third Down Efficiency	41.2%	39.3%
Fourth Down-Made/Att	6/8	2/4
Fourth Down Efficiency	75.0%	50.0%
TOTAL NET YARDS	**2,422**	**2,191**
Avg. Per Game	346.0	313.0
Total Plays	463	414
Avg. Per Play	5.2	5.3
NET YARDS RUSHING	**817**	**897**
Avg. Per Game	116.7	128.1
Total Rushes	201	186
Avg. Per Rush	4.1	4.8
NET YARDS PASSING	**1,605**	**1,294**
Avg. Per Game	229.3	184.9
Sacked/Yards Lost	21/97	9/51
Gross Yards	1,702	1,345
Attempts/Completions	241/147	219/138
Pct. of Completion	61.0%	63.0%
Had Intercepted	6	6
PUNTS/AVERAGE	**27/51.6**	**35/46.3**
Net Punting Average	43.6	41.6
PUNT RETURN/AVG.	**16/8.9**	**17/10.4**
KICKOFF RETURN/AVG.	**30/25.6**	**30/25.0**
INTERCEPTION RETURN/AVG.	**6/17.7**	**6/12.8**
PENALTIES/YARDS	**50/424**	**55/459**
FUMBLES/BALL LOST	**11/5**	**7/3**
TOUCHDOWNS	**18**	**20**
Rushing	6	6
Passing	11	14
Returns	1	0
EXTRA POINTS/ATTEMPTS	**12/12**	**16/18**
TWO POINT CONVERSION/ATT.	**2/4**	**2/2**
FIELD GOALS/ATTEMPTS	**13/18**	**7/10**
AVG. TIME OF POSSESSION	**32:33**	**27:27**

* SCORE BY PERIODS	Q1	Q2	Q3	Q4	OT	PTS
TEAM	30	42	31	54	6	163
OPPONENTS	30	44	45	42	0	161

SCORING	TD	RU	PA	RT	K-PAT	FG	2PT	S	PTS
D. Zvada	0	0	0	0	12/12	13/18	0	0	51
I. Likely	5	0	5	0	0/0	0/0	1	0	32
T. Tracy Jr.	3	2	1	0	0/0	0/0	0	0	18
M. Nabers	2	0	2	0	0/0	0/0	0	0	12
D. Singletary	2	1	1	0	0/0	0/0	0	0	12
C. Skattebo	2	2	0	0	0/0	0/0	0	0	12
D. Banks	1	0	0	1	0/0	0/0	0	0	6
M. Fields	1	0	1	0	0/0	0/0	0	0	6
T. Johnson	1	0	1	0	0/0	0/0	0	0	6
J. Winston	1	1	0	0	0/0	0/0	0	0	6
N. Harris	0	0	0	0	0/0	0/0	1	0	2
TEAM	**18**	**6**	**11**	**1**	**12/12**	**13/18**	**2**	**0**	**163**
OPPONENTS	**20**	**6**	**14**	**0**	**16/18**	**7/10**	**2**	**0**	**161**

2-Pt Conv: I. Likely 1, N. Harris 1, **TM** 2-4, **OPP** 2-2

SACKS: T. Edmunds 2.0, D. Phillips 2.0, A. Carter 2.0, A. Reese 1.5, C. Okoye 1.0, D. Alexander 0.5, **TM** 9.0, **OPP** 21.0 **FUM/LOST:** C. Skattebo 4/1, T. Tracy Jr. 2/1, N. Harris 1/1, C. Jones 1/1, J. Winston 1/1, I. Likely 1/0, J. Dart 1/0, **TM** 11/5, **OPP** 7/3

* RUSHING	NO.	YDS	AVG	LONG	TD
C. Skattebo	98	418	4.3	42	2
N. Harris	31	99	3.2	11	0
D. Singletary	18	80	4.4	30t	1
T. Tracy Jr.	19	55	2.9	8	2
J. Dart	11	54	4.9	22	0
J. Winston	16	50	3.1	15	1
D. Mooney	3	32	10.7	20	0
J. McCarthy	5	29	5.8	28	0
TEAM	**201**	**817**	**4.1**	**42**	**6**
OPPONENTS	**186**	**897**	**4.8**	**38t**	**6**

* RECEIVING	TAR	NO.	YDS	AVG	LONG	TD
M. Nabers	70	48	605	12.6	46	2
I. Likely	63	41	395	9.6	34	5
M. Fields	30	16	248	15.5	47	1
D. Mooney	22	9	113	12.6	33	0
C. Skattebo	13	11	76	6.9	30	0
D. Singletary	9	8	55	6.9	19	1
T. Johnson	9	4	55	13.8	21	1
T. Tracy Jr.	7	5	54	10.8	21	1
C. Jones	3	2	66	33.0	49	0
P. Ricard	3	1	1	1.0	1	0
T. Fidone II	1	1	29	29.0	29	0
N. Harris	1	1	5	5.0	5	0
O. Beckham Jr.	1	0	0	0.0	0	0
B. Berrios	1	0	0	0.0	0	0
TEAM	**233**	**147**	**1,702**	**11.6**	**49**	**11**
OPPONENTS	**210**	**137**	**1,353**	**9.9**	**64**	**14**

* INTERCEPTIONS	NO.	YDS	AVG	LONG	TD
J. Holland	3	0	0.0	0	0
D. Banks	1	98	98.0	98t	1
A. Reese	1	8	8.0	8	0
G. Newsome II	1	0	0.0	0	0
TEAM	**6**	**106**	**17.7**	**98t**	**1**
OPPONENTS	**6**	**77**	**12.8**	**22**	**0**

* FUMBLES	FUM	LST	FF	REC	TD
N. Harris	1	1	0	0	0
C. Jones	1	1	0	0	0
C. Skattebo	4	1	0	1	0
T. Tracy Jr.	2	1	0	0	0
J. Winston	1	1	0	0	0
J. Dart	1	0	0	0	0
I. Likely	1	0	0	0	0
P. Ricard	0	0	0	1	0
J. Runyan Jr.	0	0	0	1	0
TEAM	**11**	**5**	**0**	**3**	**0**
OPPONENTS	**7**	**3**	**0**	**3**	**0**

* PUNTING	NO.	YDS	AVG	NET	TB	IN	LG	B
J. Stout	27	1,394	51.6	43.6	2	12	78	0
TEAM	**27**	**1,394**	**51.6**	**43.6**	**2**	**12**	**78**	**0**
OPPONENTS	**35**	**1,620**	**46.3**	**41.6**	**1**	**15**	**67**	**0**

* PUNT RETURNS	RET	FC	YDS	AVG	LONG	TD
C. Jones	12	4	133	11.1	23	0
B. Berrios	4	4	10	2.5	7	0
TEAM	**16**	**8**	**143**	**8.9**	**23**	**0**
OPPONENTS	**17**	**5**	**177**	**10.4**	**23**	**0**

* KICKOFF RETURNS	NO.	YDS	AVG	LONG	TD
C. Jones	14	333	23.8	36	0
T. Tracy Jr.	9	260	28.9	55	0
B. Berrios	5	138	27.6	30	0
D. Banks	2	37	18.5	19	0
TEAM	**30**	**768**	**25.6**	**55**	**0**
OPPONENTS	**30**	**750**	**25.0**	**41**	**0**

* FIELD GOALS	1-19	20-29	30-39	40-49	50+
D. Zvada	0/0	2/2	5/5	1/3	5/8
TEAM	**0/0**	**2/2**	**5/5**	**1/3**	**5/8**
OPPONENTS	**0/0**	**1/1**	**0/0**	**1/2**	**5/7**

D. Zvada: (-) (24G, 52G) (39G, 27G, 39G, 30G) (39G, 50G, 52G) (50WR, 51G, 57WL, 56G, 46WL) (34G, 41G) (56WR, 44WR)
OPP: (43WL) (59WL) (60G) (28G, 40G) (55WL, 58G, 51G) (58G, 57G)

* PASSING	ATT	CMP	YDS	CMP%	YDS/ATT	TD	TD%	INT	INT%	LONG	SACK	LOST	RATING
J. Winston	158	90	957	57.0	6.1	7	4.4	5	3.2	40	15	68	76.4
J. McCarthy	49	31	495	63.3	10.1	1	2.0	1	2.0	49	4	28	95.2
J. Dart	34	26	250	76.5	7.4	3	8.8	0	0.0	19	2	1	125.9
TEAM	**241**	**147**	**1,702**	**61.0**	**7.1**	**11**	**4.6**	**6**	**2.5**	**49**	**21**	**97**	**87.2**
OPPONENTS	**219**	**138**	**1,345**	**63.0**	**6.1**	**14**	**6.4**	**6**	**2.7**	**64**	**9**	**51**	**90.1**

PLAYER	SOLO	ASSISTS	TT	SACKS	YDS	INTS	YDS	PD	TFL	QBH	FF	FR	ST FF	ST FR	SAFETY	DEF TD
Ar'Darius Washington	13	2	15	0.0	0.0	0	0	0	0	0	0	0	0	0	0	0
Zaire Barnes	0	0	0	0.0	0.0	0	0	0	0	0	0	0	1	0	0	0
Malik Harrison	0	0	0	0.0	0.0	0	0	0	0	0	0	0	0	1	0	0
C.J. Okoye	2	3	5	1.0	8.0	0	0	0	2	1	0	0	0	0	0	0
DJ Reader	13	8	21	0.0	0.0	0	0	0	1	2	0	0	0	0	0	0
Kayvon Thibodeaux	5	10	15	0.0	0.0	0	0	0	0	1	0	0	0	0	0	0
Brian Burns	4	0	4	0.0	0.0	0	0	0	0	2	0	0	0	0	0	0
Dru Phillips	20	4	24	2.0	14.0	0	0	2	2	4	0	0	0	0	0	0
Paulson Adebo	4	0	4	0.0	0.0	0	0	0	1	0	0	0	0	0	0	0
Jevón Holland	18	11	29	0.0	0.0	3	0	5	1	0	2	1	0	0	0	0
Abdul Carter	6	12	18	2.0	15.0	0	0	0	2	7	1	0	0	0	0	0
Greg Newsome II	17	8	25	0.0	0.0	1	0	6	0	0	0	0	0	0	0	0
Chauncey Golston	9	2	11	0.0	0.0	0	0	0	0	0	0	0	0	0	0	0
Tyler Nubin	14	5	19	0.0	0.0	0	0	3	0	0	0	0	0	0	0	0
Deonte Banks	12	8	20	0.0	0.0	1	98	10	0	0	0	0	0	0	0	1
Arvell Reese	37	17	54	1.5	3.0	1	8	4	5	2	0	1	0	0	0	0
Tremaine Edmunds	32	18	50	2.0	11.0	0	0	2	3	3	0	0	0	0	0	0
Shelby Harris	6	9	15	0.0	0.0	0	0	2	1	1	0	0	0	0	0	0
Nic Jones	2	0	2	0.0	0.0	0	0	0	0	0	0	0	0	0	0	0
Colton Hood	5	2	7	0.0	0.0	0	0	0	0	0	0	0	0	0	0	0
Micah McFadden	10	0	10	0.0	0.0	0	0	0	2	1	0	0	0	0	0	0
Jason Pinnock	6	2	8	0.0	0.0	0	0	2	1	0	1	0	0	0	0	0
Trace Ford	1	3	4	0.0	0.0	0	0	0	0	0	0	0	0	0	0	0
Darius Alexander	3	4	7	0.5	0.0	0	0	0	0	1	0	0	0	0	0	0
Jihad Ward	1	0	1	0.0	0.0	0	0	0	0	0	0	0	0	0	0	0
Bobby Jamison-Travis	3	2	5	0.0	0.0	0	0	0	0	0	0	0	0	0	0	0
2026 TOTALS	**243**	**130**	**373**	**8.0**	**51.0**	**6**	**106**	**36**	**21**	**25**	**4**	**2**	**1**	**1**	**0**	**1**

2026 REGULAR SEASON RECORD			
OVERALL	4-2-1	IN SEPTEMBER	2-1
GIANTS AT METLIFE STADIUM	3-1	IN OCTOBER	2-1-1
GIANTS ON THE ROAD	1-1-1		
GIANTS ON ARTIFICIAL TURF	4-2		
		ON SUNDAY NIGHT	1-0
		ON MONDAY NIGHT	0-1
GIANTS WIN COIN TOSS	4-0-1		
GIANTS LOSE COIN TOSS	0-2		
GIANTS SCORE FIRST	2-1	DAY GAMES	3-1-1
OPPONENT SCORES FIRST	2-1-1		
GIANTS LEAD AT HALFTIME	3-0		
GIANTS TRAIL AT HALFTIME	0-1-1	NIGHT GAMES	1-1
SCORE TIED AT HALFTIME	1-1		
GIANTS LEAD AFTER 3RD QUARTER	3-0	VS. NFC EAST OVERALL	1-0-1
GIANTS TRAIL AFTER 3RD QUARTER	0-2-1	VS. NFC EAST AT HOME	1-0
SCORE TIED AFTER 3RD QUARTER	1-0		
GAME GOES TO OVERTIME	1-0-1		
GIANTS SCORE ON FIRST POSSESSION	3-0	VS. NFC	2-2-1
GIANTS SCORE 10 OR MORE POINTS	4-1-1	VS. NFC SOUTH	0-1
GIANTS SCORE 20 OR MORE POINTS	3-1-1		
GIANTS SCORE 30 OR MORE POINTS	1-0	VS. NFC WEST	1-1
GIANTS HAVE 30:00+TOP	4-0-1		
GIANTS HAVE LESS THAN 30:00 TOP	0-2	VS. AFC	2-0
GIANTS ALLOW 10 OR MORE	3-2-1		
GIANTS ALLOW 20 OR MORE	3-2-1	VS. AFC SOUTH	2-0
GIANTS ALLOW 30 OR MORE	0-1		
OUTCOME 7 POINTS OR LESS	2-1-1		
RUSHING 20 OR MORE TIMES	4-2-1		
RUSHING 30 OR MORE TIMES	3-0		
GIANTS HAVE 100-YARD RUSHER	1-0		
GIANTS HAVE 1 100-YARD RECEIVER	2-1-1		
GIANTS HAVE 300 NET PASSING YARDS	0-1-1		
WHEN OUTGAIN OPPONENTS	3-1-1		
WHEN OUTRUSHING OPPONENTS	3-0		
WHEN OUT-PASS OPPONENTS	3-1-1		
OPPONENTS HAVE 100-YARD RUSHER	0-1		
OPPONENTS HAVE 300 NET PASSING YARDS	0-1		

GIANTS

DATE	OPPONENT	1Q	2Q	1H	3Q	4Q	2H	OT	TOTAL
09/13	Dallas	7	7	14	7	7	14	--	28
09/21	at L.A. Rams	0	3	3	3	0	3	--	6
09/27	Tennessee	3	6	9	3	0	3	--	12
10/04	Arizona	3	16	19	8	9	17	--	36
10/11	at Washington	3	0	3	10	14	24	0	27
10/18	New Orleans	7	3	10	0	17	17	--	27
10/25	at Houston	7	7	14	0	7	7	6	27
11/08	at Philadelphia	--	--	--	--	--	--	--	--
11/12	Washington	--	--	--	--	--	--	--	--
11/22	Jacksonville	--	--	--	--	--	--	--	--
11/29	at Indianapolis	--	--	--	--	--	--	--	--
12/06	San Francisco	--	--	--	--	--	--	--	--
12/13	at Seattle	--	--	--	--	--	--	--	--
12/20	Cleveland	--	--	--	--	--	--	--	--
12/28	at Detroit	--	--	--	--	--	--	--	--
01/03	at Dallas	--	--	--	--	--	--	--	--
01/10	Philadelphia	--	--	--	--	--	--	--	--
TOTALS		30	42	72	31	54	85	6	163

OPPONENTS

DATE	OPPONENT	1Q	2Q	1H	3Q	4Q	2H	OT	TOTAL
09/13	Dallas	0	7	7	7	6	13	--	20
09/21	at L.A. Rams	7	7	14	7	7	14	--	28
09/27	Tennessee	0	0	0	0	7	7	--	7
10/04	Arizona	14	3	17	7	0	7	--	24
10/11	at Washington	6	6	12	7	8	15	0	27
10/18	New Orleans	0	10	10	17	7	24	--	34
10/25	at Houston	3	11	14	0	7	7	0	21
11/08	at Philadelphia	--	--	--	--	--	--	--	--
11/12	Washington	--	--	--	--	--	--	--	--
11/22	Jacksonville	--	--	--	--	--	--	--	--
11/29	at Indianapolis	--	--	--	--	--	--	--	--
12/06	San Francisco	--	--	--	--	--	--	--	--
12/13	at Seattle	--	--	--	--	--	--	--	--
12/20	Cleveland	--	--	--	--	--	--	--	--
12/28	at Detroit	--	--	--	--	--	--	--	--
01/03	at Dallas	--	--	--	--	--	--	--	--
01/10	Philadelphia	--	--	--	--	--	--	--	--
TOTALS		30	44	74	45	42	87	0	161

2026 REGULAR SEASON GAME-BY-GAME OFFENSE

	9/13 DAL	9/21 @ LAR	9/27 TEN	10/4 ARI	10/11 @ WAS	10/18 NO	10/25 @ HOU	11/8 @ PHI	11/12 WAS	11/22 JAX	11/29 @ IND	12/6 SF	12/13 @ SEA	12/20 CLE	12/28 @ DET	1/3 @ DAL	1/10 PHI	Totals
FIRST DOWNS																		
Total	29	11	16	17	29	23	22											**147**
Rushing	11	2	9	3	7	5	12											**49**
Passing	14	8	6	11	17	16	9											**81**
Penalty	4	1	1	3	5	2	1											**17**
THIRD DOWNS																		
Attempts	11	14	13	15	17	14	13											**97**
Converted	9	3	4	7	8	4	5											**40**
Percentage	81.8%	21.4%	30.8%	46.7%	47.1%	28.6%	38.5%											**41.2%**
FOURTH DOWNS																		
Attempts	0	2	0	0	2	2	2											**8**
Converted	0	1	0	0	2	1	2											**6**
Percentage	0	50.0%	0	0	100.0%	50.0%	100.0%											**75.0%**
TOT. OFFENSE																		
Net Yards	394	182	238	319	408	461	420											**2,422**
Plays	68	55	58	61	84	72	65											**463**
Avg./Play	5.8	3.3	4.1	5.2	4.9	6.4	6.5											**5.2**
RUSHING																		
Net Yards	165	52	138	87	103	84	188											**817**
Rush. Att.	37	21	33	28	28	20	34											**201**
Avg./Att.	4.5	2.5	4.2	3.1	3.7	4.2	5.5											**4.1**
PASSING																		
Net Yards	229	130	100	232	305	377	232											**1,605**
Attempts	29	32	22	29	54	47	28											**241**
Completions	23	14	14	18	33	25	20											**147**
Intercepted	0	1	0	2	0	3	0											**6**
Gross Yards	230	131	118	250	326	395	252											**1,702**
Sacked	2.0	2.0	3.0	4.0	2.0	5.0	3.0											**21.0**
Yards Lost	1	1	18	18	21	18	20											**97**
ADVANCES																		
Rushes	37	21	33	28	28	20	34											**201**
Completions	23	14	14	18	33	25	20											**147**
Totals	60	35	47	46	61	45	54											**348**
Total Drives	7	10	11	12	13	16	11											**80**
PENALTIES																		
Number	10	3	10	6	7	10	4											**50**
Yards	114	20	88	44	35	73	50											**424**
FUMBLES																		
Number	4	1	1	1	3	1	0											**11**
Lost	1	0	0	1	2	1	0											**5**
PUNTING																		
Yards	46	315	303	146	114	271	199											**1,394**
Punts	1	6	6	3	2	5	4											**27**
Net Avg.	46.0	43.8	44.2	44.7	56.0	40.6	38.5											**43.6**
Gross Avg.	46.0	52.5	50.5	48.7	57.0	54.2	49.8											**51.6**
SCORING																		
Points	28	6	12	36	27	27	27											**163**
Q1	7	0	3	3	3	7	7											**30**
Q2	7	3	6	16	0	3	7											**42**
Q3	7	3	3	8	10	0	0											**31**
Q4	7	0	0	9	14	17	7											**54**
OT	0	0	0	0	0	0	6											**6**
TD Rushing	1	0	0	0	0	1	4											**6**
TD Passing	3	0	0	3	3	2	0											**11**
TD KO Returns	0	0	0	0	0	0	0											**0**
TD Punt Returns	0	0	0	0	0	0	0											**0**
TD Sp. Teams	0	0	0	0	0	0	0											**0**
TD Def. Returns	0	0	0	1	0	0	0											**1**
FG Attempts	0	2	4	3	5	2	2											**18**
FG Made	0	2	4	3	2	2	0											**13**
Safety	0	0	0	0	0	0	0											**0**
2-Pt Attempts	0	0	0	2	0	2	0											**4**
2-Pt Made	0	0	0	1	0	1	0											**2**
Time of Possession	36:40	27:25	34:26	32:13	39:25	28:58	35:50											**3:54:57**

2026 REGULAR SEASON GAME-BY-GAME OFFENSE

	09/13 DAL	09/21 @ LAR	09/27 TEN	10/04 ARI	10/11 @ WAS	10/18 NO	10/25 @ HOU	11/08 @ PHI	11/12 WAS	11/22 JAX	11/29 @ IND	12/06 SF	12/13 @ SEA	12/20 CLE	12/28 @ DET	01/03 @ DAL	01/10 PHI	Totals
FIRST DOWNS																		
Total	21	23	17	19	20	18	15											**133**
Rushing	4	8	4	7	8	9	5											**45**
Passing	12	15	11	10	11	7	7											**73**
Penalty	5	0	2	2	1	2	3											**15**
THIRD DOWNS																		
Attempts	11	9	13	12	12	15	12											**84**
Converted	8	5	5	4	4	4	3											**33**
Percentage	72.7%	55.6%	38.5%	33.3%	33.3%	26.7%	25.0%											**39.3%**
FOURTH DOWNS																		
Attempts	0	0	1	1	0	1	1											**4**
Converted	0	0	0	0	0	1	1											**2**
Percentage	0	0	0.0%	0.0%	0	100.0%	100.0%											**50.0%**
TOT. OFFENSE																		
Net Yards	244	481	262	270	378	319	237											**2,191**
Plays	52	60	57	63	60	68	54											**414**
Avg./Play	4.7	8.0	4.6	4.3	6.3	4.7	4.4											**5.3**
RUSHING																		
Net Yards	69	163	81	123	202	175	84											**897**
Rush. Att.	18	28	21	26	30	38	25											**186**
Avg./Att.	3.8	5.8	3.9	4.7	6.7	4.6	3.4											**4.8**
PASSING																		
Net Yards	175	318	181	147	176	144	153											**1,294**
Attempts	34	31	36	35	25	30	28											**219**
Completions	22	22	23	21	17	16	17											**138**
Intercepted	1	1	1	3	0	0	0											**6**
Gross Yards	175	327	181	166	199	144	153											**1,345**
Sacked	0.0	1.0	0.0	2.0	5.0	0.0	1.0											**9.0**
Yards Lost	0	9	0	19	23	0	0											**51**
ADVANCES																		
Rushes	18	28	21	26	30	38	25											**186**
Completions	22	22	23	21	17	16	17											**138**
Totals	40	50	44	47	47	54	42											**324**
Total Drives	7	11	10	13	13	16	10											**80**
PENALTIES																		
Number	9	6	7	7	9	7	10											**55**
Yards	90	50	63	55	69	52	80											**459**
FUMBLES																		
Number	0	2	2	0	1	1	1											**7**
Lost	0	1	1	0	0	1	0											**3**
PUNTING																		
Yards	96	143	239	259	312	294	277											**1,620**
Punts	2	3	5	6	6	7	6											**35**
Net Avg.	48.0	41.0	45.4	38.7	43.3	37.3	43.0											**41.6**
Gross Avg.	48.0	47.7	47.8	43.2	52.0	42.0	46.2											**46.3**
SCORING																		
Points	20	28	7	24	27	34	21											**161**
Q1	0	7	0	14	6	0	3											**30**
Q2	7	7	0	3	6	10	11											**44**
Q3	7	7	0	7	7	17	0											**45**
Q4	6	7	7	0	8	7	7											**42**
OT	0	0	0	0	0	0	0											**0**
TD Rushing	1	0	0	1	3	1	0											**6**
TD Passing	2	4	1	2	0	3	2											**14**
TD KO Returns	0	0	0	0	0	0	0											**0**
TD Punt Returns	0	0	0	0	0	0	0											**0**
TD Sp. Teams	0	0	0	0	0	0	0											**0**
TD Def. Returns	0	0	0	0	0	0	0											**0**
FG Attempts	0	1	1	1	2	3	2											**10**
FG Made	0	0	0	1	2	2	2											**7**
Safety	0	0	0	0	0	0	0											**0**
2-Pt Attempts	0	0	0	0	1	0	1											**2**
2-Pt Made	0	0	0	0	1	0	1											**2**
Time of Possession	23:20	32:35	25:34	27:47	30:35	31:02	26:45											**3:17:38**

GIANTS

Date	Opponent	3rd & 1	3rd & 2	3rd & 3	3rd & 4	3rd & 5	3rd & 6	3rd & 7	3rd & 8	3rd & 9	3rd & 10+	Total	Ttl %
9/13	Dallas	2 / 3	0 / 1	1 / 1	1 / 1	1 / 1	0 / 0	0 / 0	0 / 0	3 / 3	1 / 2	9 / 12	75.00
9/21	at L.A. Rams	0 / 1	1 / 2	1 / 1	0 / 0	0 / 0	0 / 0	0 / 1	1 / 4	0 / 1	0 / 4	3 / 14	21.43
9/27	Tennessee	0 / 0	1 / 1	0 / 1	0 / 0	0 / 2	0 / 0	1 / 1	0 / 2	0 / 0	2 / 6	4 / 13	30.77
10/4	Arizona	0 / 0	0 / 1	1 / 2	3 / 3	0 / 2	1 / 1	0 / 0	0 / 0	0 / 0	2 / 6	7 / 15	46.67
10/11	at Washington	1 / 1	1 / 2	3 / 3	0 / 0	0 / 0	0 / 1	1 / 1	0 / 3	0 / 0	2 / 6	8 / 17	47.06
10/18	New Orleans	1 / 2	1 / 1	0 / 1	0 / 0	1 / 1	1 / 3	0 / 1	0 / 0	0 / 0	0 / 5	4 / 14	28.57
10/25	at Houston	3 / 3	1 / 2	0 / 0	1 / 1	0 / 0	0 / 1	0 / 1	0 / 1	1 / 1	1 / 5	7 / 15	46.67
11/8	at Philadelphia	--	--	--	--	--	--	--	--	--	--	--	--
11/12	Washington	--	--	--	--	--	--	--	--	--	--	--	--
11/22	Jacksonville	--	--	--	--	--	--	--	--	--	--	--	--
11/29	at Indianapolis	--	--	--	--	--	--	--	--	--	--	--	--
12/6	San Francisco	--	--	--	--	--	--	--	--	--	--	--	--
12/13	at Seattle	--	--	--	--	--	--	--	--	--	--	--	--
12/20	Cleveland	--	--	--	--	--	--	--	--	--	--	--	--
12/28	at Detroit	--	--	--	--	--	--	--	--	--	--	--	--
1/3	at Dallas	--	--	--	--	--	--	--	--	--	--	--	--
1/10	Philadelphia	--	--	--	--	--	--	--	--	--	--	--	--
	TOTALS	**7 / 10**	**5 / 10**	**6 / 9**	**5 / 5**	**2 / 6**	**2 / 6**	**2 / 5**	**1 / 10**	**4 / 5**	**8 / 34**	**42 / 100**	**42.00**
		70.0%	**50.0%**	**66.7%**	**100.0%**	**33.3%**	**33.3%**	**40.0%**	**10.0%**	**80.0%**	**23.5%**	**42.0%**	**--**

OPPONENT

Date	Opponent	3rd & 1	3rd & 2	3rd & 3	3rd & 4	3rd & 5	3rd & 6	3rd & 7	3rd & 8	3rd & 9	3rd & 10+	Total	Ttl %
9/13	Dallas	1 / 1	1 / 1	0 / 0	2 / 3	2 / 3	0 / 0	0 / 0	0 / 0	1 / 2	2 / 2	9 / 12	75.00
9/21	at L.A. Rams	2 / 2	0 / 0	1 / 1	0 / 0	0 / 1	1 / 1	0 / 0	0 / 1	0 / 0	1 / 3	5 / 9	55.56
9/27	Tennessee	1 / 1	0 / 0	0 / 0	3 / 4	0 / 2	0 / 0	1 / 2	0 / 0	0 / 1	0 / 3	5 / 13	38.46
10/4	Arizona	3 / 3	0 / 2	0 / 0	0 / 1	0 / 0	0 / 0	0 / 1	0 / 1	0 / 0	1 / 4	4 / 12	33.33
10/11	at Washington	1 / 1	1 / 1	0 / 0	0 / 1	0 / 0	0 / 0	1 / 2	0 / 1	0 / 1	1 / 5	4 / 12	33.33
10/18	New Orleans	1 / 2	0 / 0	0 / 0	0 / 1	0 / 1	1 / 3	1 / 2	1 / 2	0 / 0	0 / 4	4 / 15	26.67
10/25	at Houston	1 / 3	0 / 0	1 / 1	0 / 0	0 / 2	1 / 1	0 / 1	0 / 0	0 / 0	0 / 4	3 / 12	25.00
11/8	at Philadelphia	--	--	--	--	--	--	--	--	--	--	--	--
11/12	Washington	--	--	--	--	--	--	--	--	--	--	--	--
11/22	Jacksonville	--	--	--	--	--	--	--	--	--	--	--	--
11/29	at Indianapolis	--	--	--	--	--	--	--	--	--	--	--	--
12/6	San Francisco	--	--	--	--	--	--	--	--	--	--	--	--
12/13	at Seattle	--	--	--	--	--	--	--	--	--	--	--	--
12/20	Cleveland	--	--	--	--	--	--	--	--	--	--	--	--
12/28	at Detroit	--	--	--	--	--	--	--	--	--	--	--	--
1/3	at Dallas	--	--	--	--	--	--	--	--	--	--	--	--
1/10	Philadelphia	--	--	--	--	--	--	--	--	--	--	--	--
	TOTALS	**10 / 13**	**2 / 4**	**2 / 2**	**5 / 10**	**2 / 9**	**3 / 5**	**3 / 8**	**1 / 5**	**1 / 4**	**5 / 25**	**34 / 85**	**40.00**
		76.9%	**50.0%**	**100.0%**	**50.0%**	**22.2%**	**60.0%**	**37.5%**	**20.0%**	**25.0%**	**20.0%**	**40.0%**	**--**

2026 REGULAR SEASON NYG INDIVIDUAL SINGLE-GAME HIGHS

Touchdowns	2	Tracy Jr., T.	vs. NO	10/18	2	Daniels, J.	at WAS	10/11
		Likely, I.	at WAS	10/11		Adams, D.	at LAR	09/21
		...1 more.				...1 more.		
Passes Attempted	54	Winston, J.	at WAS	10/11	36	Ward, C.	vs. TEN	09/27
Passes Completed	33	Winston, J.	at WAS	10/11	23	Ward, C.	vs. TEN	09/27
Completion Percentage	79.3	Dart, J.	vs. DAL	09/13	71.0	Stafford, M.	at LAR	09/21
Passing Yards	326	Winston, J.	at WAS	10/11	327	Stafford, M.	at LAR	09/21
Yards Per Attempt	11.6	McCarthy, J.	vs. NO	10/18	10.5	Stafford, M.	at LAR	09/21
Touchdown Passes	3	Winston, J.	at WAS	10/11	4	Stafford, M.	at LAR	09/21
		Winston, J.	vs. ARI	10/04				
		...1 more.						
Passer Rating	134.2	Dart, J.	vs. DAL	09/13	131.3	Stafford, M.	at LAR	09/21
Pass Receptions	12	Nabers, M.	vs. NO	10/18	8	Adams, D.	at LAR	09/21
Receiving Yards	165	Nabers, M.	vs. NO	10/18	195	Adams, D.	at LAR	09/21
Touchdown Receptions	2	Likely, I.	at WAS	10/11	2	Adams, D.	at LAR	09/21
		Likely, I.	vs. DAL	09/13				
Rushing Yards	124	Skattebo, C.	at HOU	10/25	103	Daniels, J.	at WAS	10/11
Rushing Attempts	20	Skattebo, C.	vs. TEN	09/27	20	Miller, K.	vs. NO	10/18
Rushing Average	7.3	Skattebo, C.	at HOU	10/25	11.4	Daniels, J.	at WAS	10/11
Rushing Touchdowns	1	Singletary, D.	at HOU	10/25	2	Daniels, J.	at WAS	10/11
		Skattebo, C.	at HOU	10/25				
		...4 more.						
Yards From Scrimmage	165	Nabers, M.	vs. NO	10/18	195	Adams, D.	at LAR	09/21
Combined Net Yards	182	Jones, C.	at WAS	10/11	195	Adams, D.	at LAR	09/21
Interceptions Made	1	Banks, D.	vs. ARI	10/04	2	Emerson Jr., M.	vs. NO	10/18
		Newsome II, G.	vs. ARI	10/04				
		...4 more.						
Interceptions Thrown	2	Winston, J.	vs. NO	10/18	3	Brissett, J.	vs. ARI	10/04
		Winston, J.	vs. ARI	10/04				
INT Return Yards	98	Banks, D.	vs. ARI	10/04	22	McDuffie, T.	at LAR	09/21
Tackles	12	Reese, A.	vs. TEN	09/27	13	Styles, S.	at WAS	10/11
Sacks	2.0	Phillips, D.	at WAS	10/11	1.5	Granderson, C.	vs. NO	10/18
						Young, C.	vs. NO	10/18
Punts	6	Stout, J.	vs. TEN	09/27	7	Wright, R.	vs. NO	10/18
		Stout, J.	at LAR	09/21				
Punts Inside the 20	3	Stout, J.	vs. TEN	09/27	5	Wright, R.	vs. NO	10/18
		Stout, J.	at LAR	09/21				
Punting Average	57.0	Stout, J.	at WAS	10/11	52.0	Way, T.	at WAS	10/11
Punt Returns	4	Jones, C.	vs. NO	10/18	5	Brown, B.	vs. NO	10/18
		Jones, C.	at WAS	10/11				
Punt Return Yards	52	Jones, C.	at WAS	10/11	68	Brown, B.	vs. NO	10/18
Kickoff Returns	5	Jones, C.	at WAS	10/11	6	Brooks, J.	vs. ARI	10/04
Kickoff Return Yards	130	Jones, C.	at WAS	10/11	157	Brooks, J.	vs. ARI	10/04
Field Goals Attempted	5	Zvada, D.	at WAS	10/11	3	Carlson, D.	vs. NO	10/18
Field Goals Made	4	Zvada, D.	vs. TEN	09/27	2	Fairbairn, K.	at HOU	10/25
						Carlson, D.	vs. NO	10/18
						...1 more.		

2026 REGULAR SEASON NYG LONGEST PLAYS

Run From Scrimmage	42	Skattebo, C.	at HOU	10/25	38	Daniels, J.	at WAS	10/11
Touchdown Run	30	Singletary, D.	at HOU	10/25	38	Daniels, J.	at WAS	10/11
Passing Long	49	McCarthy, J.	vs. NO	10/18	64	Stafford, M.	at LAR	09/21
Touchdown Pass Long	25	Winston, J.	vs. ARI	10/04	31	Shough, T.	vs. NO	10/18
						Stafford, M.	at LAR	09/21
Pass Reception	49	Jones, C.	vs. NO	10/18	64	Adams, D.	at LAR	09/21
Touchdown Reception	25	Nabers, M.	vs. ARI	10/04	31	Kamara, A.	vs. NO	10/18
						Adams, D.	at LAR	09/21
Interception Return	98	Banks, D.	vs. ARI	10/04	22	McDuffie, T.	at LAR	09/21
Longest INT Return for TD	98	Banks, D.	vs. ARI	10/04				
Longest Own Fumble Return					3	Marks, W.	at HOU	10/25
Longest Opponent's Fumble Return					1	Settle, T.	at WAS	10/11
Punt Return	23	Jones, C.	vs. ARI	10/04	23	Brown, B.	vs. NO	10/18
Kickoff Return	55	Tracy Jr., T.	vs. ARI	10/04	41	Brown, B.	vs. NO	10/18

Punt	78	Stout, J.	at LAR	09/21	67	Evans, E.	at LAR	09/21
Field Goal	56	Zvada, D.	at WAS	10/11	60	Ryland, C.	vs. ARI	10/04
Field Goal Attempt	57	Zvada, D.	at WAS	10/11	60	Ryland, C.	vs. ARI	10/04

WEEK 1: GIANTS 28, COWBOYS 20 — SEPTEMBER 13, 2026

GIANTS

#	RECD	LOST	POSS	OBTAINED	BEGAN	PLAYS	YDS	PEN	NET	1ST	ENDED	GIVEN UP
1	12:53	06:40	6:13	Punt	NYG 17	10	63	20	83	6	DAL 3	Touchdown
2	01:59	12:28	4:31	Punt	NYG 11	7	28	0	28	2	NYG 39	Punt
3	05:44	01:50	3:54	Kickoff	NYG 15	8	64	0	64	3	DAL 29	Fumble
4	00:49	00:20	0:29	Interception	NYG 45	6	60	-5	55	3	DAL 15	Touchdown
5	15:00	06:59	8:01	Kickoff	NYG 26	12	74	0	74	6	DAL 2	Touchdown
6	00:37	07:26	8:11	Kickoff	NYG 35	13	70	-5	65	5	DAL 9	Touchdown
7	05:21	00:00	5:21	Kickoff	NYG 28	12	37	10	47	4	DAL 24	End Game

COWBOYS

#	RECD	LOST	POSS	OBTAINED	BEGAN	PLAYS	YDS	PEN	NET	1ST	ENDED	GIVEN UP
1	15:00	12:53	2:07	Kickoff	DAL 28	3	9	-4	5	0	DAL 33	Punt
2	06:40	01:59	4:41	Kickoff	DAL 11	9	32	0	32	2	DAL 43	Punt
3	12:28	05:44	6:44	Punt	DAL 15	10	48	37	85	5	NYG 1	Touchdown
4	01:50	00:49	1:01	Fumble	DAL 16	6	20	0	20	1	DAL 36	Interception
5	00:20	00:00	0:20	Kickoff	DAL 32	3	13	0	13	1	DAL 38	End Half
6	06:59	00:37	6:22	Kickoff	DAL 25	12	63	12	75	7	NYG 1	Touchdown
7	07:26	05:21	2:05	Kickoff	DAL 26	9	59	15	74	5	NYG 17	Touchdown

WEEK 2: GIANTS 6, RAMS 28 — SEPTEMBER 21, 2026

GIANTS

#	RECD	LOST	POSS	OBTAINED	BEGAN	PLAYS	YDS	PEN	NET	1ST	ENDED	GIVEN UP
1	15:00	11:12	3:48	Kickoff	NYG 30	7	27	0	27	2	LAR 43	Punt
2	09:51	05:35	4:16	Punt	NYG 47	8	15	-5	10	2	LAR 43	Punt
3	00:11	14:35	0:36	Kickoff	NYG 27	3	1	0	1	0	NYG 28	Punt
4	11:07	06:21	4:46	Kickoff	NYG 34	9	48	0	48	2	LAR 18	Interception
5	05:27	03:11	2:16	Interception	NYG 29	4	21	0	21	1		Punt
6	03:06	00:25	2:41	Fumble	LAR 11	4	0	5	5	0	LAR 6	Field Goal
7	13:14	09:56	3:18	Punt	NYG 20	5	17	-5	12	1	NYG 32	Punt
8	06:21	03:49	2:32	Kickoff	NYG 49	7	18	0	18	1	LAR 33	Field Goal
9	15:00	14:33	0:27	Punt	NYG 5	3	0	0	0	0	NYG 5	Punt
10	08:57	06:12	2:45	Kickoff	NYG 35	7	35	-5	30	2	LAR 35	Downs

RAMS

#	RECD	LOST	POSS	OBTAINED	BEGAN	PLAYS	YDS	PEN	NET	1ST	ENDED	GIVEN UP
1	11:12	09:51	1:21	Punt	LAR 10	3	5	0	5	0	LAR 15	Punt
2	05:35	00:11	5:24	Punt	LAR 20	8	90	-10	80	4	NYG 31	Touchdown
3	14:35	11:07	3:28	Punt	LAR 22	6	88	-10	78	2	NYG 10	Touchdown
4	06:21	05:27	0:54	Interception	LAR 21	2	5	0	5	0	LAR 26	Interception
5	03:11	03:06	0:05	Punt	LAR 6	1	5	0	5	0	LAR 6	Fumble
6	00:25	00:00	0:25	Kickoff	LAR 35	4	40	0	40	2	NYG 25	Missed FG
7	15:00	13:14	1:46	Kickoff	LAR 11	5	22	0	22	1	LAR 33	Punt
8	09:56	06:21	3:35	Punt	LAR 14	7	86	0	86	5	NYG 11	Touchdown
9	03:49	00:00	3:49	Kickoff	LAR 28	7	34	-5	29	2	NYG 43	Punt
10	14:33	08:57	5:36	Punt	LAR 36	9	64	0	64	4	NYG 5	Touchdown
11	06:12	00:00	6:12	Downs	LAR 35	9	42	0	42	3	NYG 22	End Game

WEEK 3: GIANTS 12, TITANS 7 — SEPTEMBER 27, 2026

GIANTS

#	RECD	LOST	POSS	OBTAINED	BEGAN	PLAYS	YDS	PEN	NET	1ST	ENDED	GIVEN UP
1	14:51	12:13	2:38	Fumble	TEN 37	5	9	-10	-1	1	TEN 38	Punt
2	10:49	06:34	4:15	Punt	NYG 29	8	50	0	50	2	TEN 21	Field Goal
3	04:11	02:43	1:28	Punt	NYG 5	3	6	0	6	0	NYG 11	Punt
4	01:10	13:38	2:32	Punt	NYG 18	3	-5	5	0	0	NYG 18	Punt
5	11:59	04:49	7:10	Punt	NYG 47	11	39	5	44	4	TEN 9	Field Goal
6	02:51	01:24	1:27	Punt	NYG 14	3	6	-7	-1	0	NYG 13	Punt
7	00:41	00:00	0:41	Missed FG	NYG 49	7	30	0	30	2	TEN 21	Field Goal
8	15:00	06:56	8:04	Kickoff	NYG 30	12	79	-20	59	5	TEN 11	Field Goal
9	01:05	12:43	3:22	Downs	NYG 7	5	8	0	8	1	NYG 15	Punt
10	05:35	03:03	2:32	Kickoff	NYG 42	4	17	-5	12	1	TEN 46	Punt
11	00:17	00:00	0:17	Interception	NYG 10	1	-1	0	-1	0	NYG 10	End Game

TITANS

#	RECD	LOST	POSS	OBTAINED	BEGAN	PLAYS	YDS	PEN	NET	1ST	ENDED	GIVEN UP
1	15:00	14:51	0:09	Kickoff		0	0	0	0	0		Fumble
2	12:13	10:49	1:24	Punt	TEN 11	3	5	0	5	0	TEN 16	Punt
3	06:34	04:11	2:23	Kickoff	TEN 35	3	7	0	7	0	TEN 42	Punt
4	02:43	01:10	1:33	Punt	TEN 47	3	1	0	1	0	TEN 48	Punt
5	13:38	11:59	1:39	Punt	TEN 10	3	3	0	3	0	TEN 13	Punt
6	04:49	02:51	1:58	Kickoff	TEN 35	3	16	-10	6	0	TEN 41	Punt
7	01:24	00:41	0:43	Punt	TEN 47	5	22	-10	12	1	NYG 41	Missed FG
8	06:56	01:05	5:51	Kickoff	TEN 25	12	68	0	68	4	NYG 7	Downs
9	12:43	05:35	7:08	Punt	TEN 9	13	76	15	91	7	NYG 4	Touchdown
10	03:03	00:17	2:46	Punt	TEN 23	13	64	6	70	5	NYG 7	Interception

WEEK 4: GIANTS 36, CARDINALS 24 — OCTOBER 4, 2026

GIANTS

#	RECD	LOST	POSS	OBTAINED	BEGAN	PLAYS	YDS	PEN	NET	1ST	ENDED	GIVEN UP
1	11:08	06:36	4:32	Kickoff	NYG 23	10	56	0	56	2	ARI 21	Field Goal
2	03:05	14:55	3:10	Kickoff	ARI 45	6	13	0	13	1	ARI 32	Field Goal
3	13:56	13:00	0:56	Interception	NYG 32	3	5	0	5	0	NYG 37	Punt
4	11:23	09:59	1:24	Punt	NYG 25	3	7	0	7	0	NYG 32	Punt
5	08:27	04:30	3:57	Punt	NYG 44	7	41	15	56	4	ARI 12	Touchdown
6	03:09	02:24	0:45	Interception	ARI 26	2	26	0	26	1	ARI 25	Touchdown
7	01:03	00:24	0:39	Punt	NYG 46	4	14	0	14	1	ARI 40	Interception
8	15:00	12:29	2:31	Kickoff	NYG 26	3	7	-10	-3	0	NYG 23	Interception
9	07:20	01:44	5:36	Kickoff	NYG 24	9	76	0	76	4	ARI 11	Touchdown
10	13:55	11:08	2:47	Punt	NYG 16	5	42	0	42	1	ARI 43	Fumble
11	09:20	06:00	3:20	Punt	NYG 33	5	16	1	17	2		Punt
12	04:47	02:11	2:36	Punt		7	16	0	16	1	ARI 34	Field Goal

CARDINALS

#	RECD	LOST	POSS	OBTAINED	BEGAN	PLAYS	YDS	PEN	NET	1ST	ENDED	GIVEN UP
1	15:00	11:08	3:52	Kickoff	ARI 42	8	58	0	58	4	NYG 12	Touchdown
2	06:36	03:05	3:31	Kickoff	ARI 26	6	74	0	74	4	NYG 22	Touchdown
3	14:55	13:56	0:59	Kickoff	ARI 38	2	-3	0	-3	0	ARI 35	Interception
4	13:00	11:23	1:37	Punt	ARI 27	3	4	0	4	0	ARI 31	Punt
5	09:59	08:27	1:32	Punt	ARI 17	3	2	0	2	0	ARI 19	Punt
6	04:30	03:09	1:21	Kickoff	ARI 27	3	8	0	8	0	ARI 35	Interception
7	02:24	01:03	1:21	Kickoff	ARI 31	3	-16	0	-16	0	ARI 15	Punt
8	00:24	00:00	0:24	Interception	ARI 25	4	33	0	33	1	NYG 42	Field Goal
9	12:29	07:20	5:09	Interception	NYG 37	10	35	2	37	5	NYG 2	Touchdown
10	01:44	13:55	2:49	Kickoff	ARI 29	4	19	-10	9	1	ARI 38	Punt
11	11:08	09:20	1:48	Fumble	ARI 42	3	3	0	3	0	ARI 45	Punt
12	06:00	04:47	1:13	Punt	ARI 3	3	8	-5	3	0	ARI 6	Punt
13	02:11	00:00	2:11	Kickoff	ARI 33	12	45	18	63	4	NYG 4	Interception

WEEK 5: GIANTS 27, COMMANDERS 27 — OCTOBER 11, 2026

GIANTS

#	RECD	LOST	POSS	OBTAINED	BEGAN	PLAYS	YDS	PEN	NET	1ST	ENDED	GIVEN UP
1	13:00	07:11	5:49	Kickoff	NYG 31	10	32	5	37	3	WAS 32	Missed FG
2	05:50	03:37	2:13	Punt	NYG 24	3	8	0	8	0	NYG 32	Punt
3	02:35	00:55	1:40	Punt	NYG 45	5	22	0	22	1	WAS 33	Field Goal
4	08:57	05:00	3:57	Kickoff	NYG 30	5	-5	0	-5	1	NYG 25	Punt
5	02:50	01:58	0:52	Punt	NYG 45	2	-6	0	-6	0	NYG 47	Fumble
6	01:02	00:02	1:00	Kickoff	NYG 35	8	26	0	26	2	WAS 39	Missed FG
7	15:00	10:54	4:06	Kickoff	NYG 33	7	35	-5	30	2	WAS 37	Field Goal
8	07:47	00:44	7:03	Kickoff	NYG 37	13	59	4	63	5	WAS 3	Touchdown
9	11:05	07:20	3:45	Kickoff	NYG 25	9	75	0	75	5	WAS 17	Touchdown
10	04:56	01:43	3:13	Punt	NYG 28	10	72	0	72	5	WAS 17	Touchdown
11	00:06	00:00	0:06	Punt	NYG 2	1	-1	0	-1	0	NYG 2	End Half
12	10:00	07:57	2:03	Kickoff	NYG 33	8	24	15	39	2	WAS 28	Missed FG
13	05:33	01:55	3:38	Punt	NYG 9	8	67	0	67	3	WAS 24	Fumble

COMMANDERS

#	RECD	LOST	POSS	OBTAINED	BEGAN	PLAYS	YDS	PEN	NET	1ST	ENDED	GIVEN UP
1	15:00	13:00	2:00	Kickoff	WAS 31	4	69	0	69	3	NYG 33	Touchdown
2	07:11	05:50	1:21	Missed FG	WAS 40	3	-4	0	-4	0	WAS 36	Punt
3	03:37	02:35	1:02	Punt	WAS 15	3	-8	0	-8	0	WAS 7	Punt
4	00:55	08:57	6:58	Kickoff	WAS 28	14	73	-10	63	4	NYG 9	Field Goal
5	05:00	02:50	2:10	Punt	WAS 16	3	5	-5	0	0	WAS 16	Punt
6	01:58	01:02	0:56	Fumble	NYG 27	4	5	0	5	0	NYG 22	Field Goal
7	00:02	00:00	0:02	Missed FG	WAS 47	1	-1	0	-1	0	WAS 47	End Half
8	10:54	07:47	3:07	Kickoff	WAS 23	5	72	5	77	4	NYG 38	Touchdown
9	00:44	11:05	4:39	Kickoff	WAS 19	8	81	0	81	4	NYG 26	Touchdown
10	07:20	04:56	2:24	Kickoff	WAS 37	3	-4	0	-4	0	WAS 33	Punt
11	01:43	00:06	1:37	Kickoff	WAS 27	4	19	0	19	1	WAS 46	Punt
12	07:57	05:33	2:24	Missed FG	WAS 36	4	18	-5	13	1	WAS 49	Punt
13	01:55	00:00	1:55	Fumble	WAS 23	6	53	0	53	3	NYG 24	End Game

WEEK 6: GIANTS 27, SAINTS 34 — OCTOBER 18, 2026

GIANTS

#	RECD	LOST	POSS	OBTAINED	BEGAN	PLAYS	YDS	PEN	NET	1ST	ENDED	GIVEN UP
1	15:00	14:09	0:51	Kickoff	NYG 40	3	-2	0	-2	0	NYG 38	Punt
2	11:58	05:14	6:44	Punt	NYG 7	12	93	0	93	5	NO 17	Touchdown
3	02:00	00:21	1:39	Punt	NYG 14	3	-6	0	-6	0	NYG 8	Punt
4	14:08	11:10	2:58	Punt	NYG 17	4	16	0	16	1	NYG 33	Punt
5	06:51	02:27	4:24	Missed FG	NYG 45	10	29	10	39	3	NO 16	Field Goal
6	01:18	01:11	0:07	Kickoff		0	0	0	0	0		Fumble
7	00:01	00:00	0:01	Kickoff	NYG 35	1	-1	0	-1	0	NYG 35	End Half
8	12:21	10:32	1:49	Kickoff	NYG 14	3	12	-10	2	0	NYG 16	Punt
9	05:43	04:16	1:27	Kickoff	NYG 27	5	36	0	36	3	NO 37	Interception
10	01:12	14:50	1:22	Kickoff	NYG 30	3	-5	0	-5	0	NYG 25	Punt
11	12:41	12:19	0:22	Punt	NYG 18	2	7	0	7	0	NYG 25	Interception
12	11:31	10:22	1:09	Kickoff	NYG 28	5	28	0	28	1	NO 44	Interception
13	09:31	07:00	2:31	Fumble	NYG 48	6	45	7	52	3	NO 5	Touchdown
14	05:54	05:06	0:48	Punt	NYG 27	3	73	0	73	2	NO 24	Touchdown
15	03:59	02:04	1:55	Punt	NYG 8	7	79	-10	69	3	NO 23	Field Goal
16	00:57	00:06	0:51	Punt	NYG 29	7	57	0	57	2	NO 14	Downs

SAINTS

#	RECD	LOST	POSS	OBTAINED	BEGAN	PLAYS	YDS	PEN	NET	1ST	ENDED	GIVEN UP
1	14:09	11:58	2:11	Punt	NO 39	5	17	0	17	1	NYG 44	Punt
2	05:14	02:00	3:14	Kickoff	NO 32	3	21	-20	1	0	NO 33	Punt
3	00:21	14:08	1:13	Punt	NO 41	3	3	-5	-2	0	NO 39	Punt
4	11:10	06:51	4:19	Punt	NO 24	11	39	0	39	3	NYG 37	Missed FG
5	02:27	01:18	1:09	Kickoff	NO 44	7	16	0	16	1	NYG 40	Field Goal
6	01:11	00:01	1:10	Fumble	NYG 28	5	28	0	28	2	NYG 2	Touchdown
7	15:00	12:21	2:39	Kickoff	NO 21	5	69	10	79	4	NYG 31	Touchdown
8	10:32	05:43	4:49	Punt	NO 48	9	52	0	52	4	NYG 1	Touchdown
9	04:16	01:12	3:04	Interception	NO 38	6	25	5	30	2	NYG 32	Field Goal
10	14:50	12:41	2:09	Punt	NO 25	3	9	0	9	0	NO 34	Punt
11	12:19	11:31	0:48	Interception	NYG 21	2	21	0	21	1	NYG 18	Touchdown
12	10:22	09:31	0:51	Interception	NO 44	2	8	0	8	0	NYG 49	Fumble
13	07:00	05:54	1:06	Kickoff	NYG 49	3	0	0	0	0	NYG 49	Punt
14	05:06	03:59	1:07	Kickoff	NYG 49	3	5	0	5	0	NYG 44	Punt
15	02:04	00:57	1:07	Kickoff	NO 25	3	7	0	7	0	NO 32	Punt
16	00:06	00:00	0:06	Downs	NO 14	1	-1	0	-1	0	NO 14	End Game

WEEK 7: GIANTS 27, TEXANS 21 — OCTOBER 25, 2026

GIANTS

#	RECD	LOST	POSS	OBTAINED	BEGAN	PLAYS	YDS	PEN	NET	1ST	ENDED	GIVEN UP
1	11:40	06:26	5:14	Kickoff	NYG 34	9	66	0	66	4	HOU 2	Touchdown
2	05:17	01:18	3:59	Punt	NYG 23	7	47	-8	39	1	HOU 38	Missed FG
3	14:50	12:39	2:11	Punt	NYG 23	3	4	0	4	0	NYG 27	Punt
4	09:03	03:32	5:31	Kickoff	NYG 22	9	73	5	78	6	HOU 1	Touchdown
5	00:34	00:00	0:34	Kickoff	NYG 43	5	31	0	31	1	HOU 26	Missed FG
6	15:00	10:07	4:53	Kickoff	NYG 30	8	33	0	33	2	HOU 37	Punt
7	08:05	06:55	1:10	Punt	NYG 31	3	3	0	3	0	NYG 34	Punt
8	02:13	08:55	8:18	Punt	NYG 20	14	80	0	80	5	HOU 16	Touchdown
9	06:45	05:06	1:39	Punt	NYG 24	3	-10	0	-10	0	NYG 14	Punt
10	00:52	00:00	0:52	Kickoff	NYG 20	3	12	0	12	1	NYG 30	End Half
11	08:54	07:25	1:29	Punt	NYG 19	3	81	0	81	2	HOU 30	Touchdown

TEXANS

#	RECD	LOST	POSS	OBTAINED	BEGAN	PLAYS	YDS	PEN	NET	1ST	ENDED	GIVEN UP
1	15:00	11:40	3:20	Kickoff	HOU 35	6	30	-5	25	1	NYG 40	Field Goal
2	06:26	05:17	1:09	Kickoff	HOU 31	3	3	0	3	0	HOU 34	Punt
3	01:18	14:50	1:28	Missed FG	HOU 46	3	4	-15	-11	0	HOU 35	Punt
4	12:39	09:03	3:36	Punt	HOU 22	7	39	0	39	2	NYG 39	Field Goal
5	03:32	00:34	2:58	Kickoff	HOU 10	8	68	22	90	5	NYG 6	Touchdown
6	10:07	08:05	2:02	Punt	HOU 14	3	9	0	9	0	HOU 23	Punt
7	06:55	02:13	4:42	Punt	HOU 20	9	21	0	21	2	HOU 41	Punt
8	08:55	06:45	2:10	Kickoff	HOU 22	5	22	-10	12	1	HOU 34	Punt
9	05:06	00:52	4:14	Punt	NYG 48	9	48	0	48	4	NYG 3	Touchdown
10	10:00	08:54	1:06	Kickoff	HOU 35	3	0	0	0	0	HOU 35	Punt

GIANTS 2026 REGULAR SEASON SCORING DRIVES

DATE	OPPONENT	PLAYS	YARDS	Q|TIME	SCORING PLAY	NYG	OPP
09/13	Dallas	10	83	Q1|6:13	C. Skattebo: 3-yard run	7	0
		6	55	Q2|0:29	I. Likely: 15-yard pass from J. Dart	14	7
		12	74	Q3|8:01	I. Likely: 2-yard pass from J. Dart	21	7
		13	65	Q3|8:11	Q4: D. Singletary: 9-yard pass from J. Dart	28	13
09/21	at L.A. Rams	4	5	Q2|2:41	D. Zvada: 24-yard FG	3	14
		7	18	Q3|2:32	D. Zvada: 52-yard FG	6	21
09/27	Tennessee	8	50	Q1|4:15	D. Zvada: 39-yard FG	3	0
		11	44	Q2|7:10	D. Zvada: 27-yard FG	6	0
		7	30	Q2|0:41	D. Zvada: 39-yard FG	9	0
		12	59	Q3|8:04	D. Zvada: 30-yard FG	12	0
10/04	Arizona	10	56	Q1|4:32	D. Zvada: 39-yard FG	3	7
		6	13	Q1|3:10	Q2: D. Zvada: 50-yard FG	6	14
		7	56	Q2|3:57	M. Fields: 12-yard pass from J. Winston	12	14
		2	26	Q2|0:45	M. Nabers: 25-yard pass from J. Winston	19	14
		9	76	Q3|5:36	T. Johnson: 11-yard pass from J. Winston	27	24
		7	16	Q4|2:36	D. Zvada: 52-yard FG	30	24
10/11	at Washington	5	22	Q1|1:40	D. Zvada: 51-yard FG	3	6
		7	30	Q3|4:06	D. Zvada: 56-yard FG	6	12
		13	63	Q3|7:03	I. Likely: 3-yard pass from J. Winston	13	19
		9	75	Q4|3:45	I. Likely: 17-yard pass from J. Winston	20	27
		10	72	Q4|3:13	M. Nabers: 17-yard pass from J. Winston	27	27
10/18	New Orleans	12	93	Q1|6:44	T. Tracy Jr.: 17-yard pass from J. Winston	7	0
		10	39	Q2|4:24	D. Zvada: 34-yard FG	10	0
		6	52	Q4|2:31	T. Tracy Jr.: 5-yard run	18	34
		3	73	Q4|0:48	I. Likely: 24-yard pass from J. McCarthy	24	34
		7	69	Q4|1:55	D. Zvada: 41-yard FG	27	34
10/25	at Houston	9	66	Q1|5:14	T. Tracy Jr.: 2-yard run	7	3
		9	78	Q2|5:31	J. Winston: 1-yard run	14	6
		14	80	Q3|8:18	Q4: C. Skattebo: 16-yard run	21	14
		3	81	OT|1:29	D. Singletary: 30-yard run	27	21
11/08		--	--	--	--	--	--
11/12		--	--	--	--	--	--
11/22		--	--	--	--	--	--
11/29		--	--	--	--	--	--
12/06		--	--	--	--	--	--
12/13		--	--	--	--	--	--
12/20		--	--	--	--	--	--
12/28		--	--	--	--	--	--
01/03		--	--	--	--	--	--
01/10		--	--	--	--	--	--
	AVG	**8.3**	**54.0**	**4:11**			
	TOTALS	**248**	**1,619**	**2:05:34**			

GIANTS OPPONENTS 2026 REGULAR SEASON SCORING DRIVES

DATE	OPPONENT	PLAYS	YARDS	Q|TIME	SCORING PLAY	NYG	OPP
09/13	Dallas	10	85	Q2|6:44	C. Lamb: 1-yard pass from D. Prescott	7	7
		12	75	Q3|6:22	J. Williams: 1-yard run	21	13
		9	74	Q4|2:05	J. Williams: 17-yard pass from D. Prescott	28	19
09/21	at L.A. Rams	8	80	Q1|5:24	D. Adams: 31-yard pass from M. Stafford	0	7
		6	78	Q2|3:28	K. Williams: 10-yard pass from M. Stafford	0	14
		7	86	Q3|3:35	D. Adams: 11-yard pass from M. Stafford	3	21
		9	64	Q4|5:36	T. Ferguson: 5-yard pass from M. Stafford	6	28
09/27	Tennessee	13	91	Q4|7:08	W. Robinson: 4-yard pass from C. Ward	12	7
10/04	Arizona	8	58	Q1|3:52	M. Harrison Jr.: 12-yard pass from J. Brissett	0	7
		6	74	Q1|3:31	T. Allgeier: 22-yard run	3	14
		4	33	Q2|0:24	C. Ryland: 60-yard FG	19	17
		10	37	Q3|5:09	E. Higgins: 2-yard pass from J. Brissett	19	24
10/11	at Washington	4	69	Q1|2:00	J. Croskey-Merritt: 33-yard run	0	6
		14	63	Q1|6:58	Q2: D. Stevens: 28-yard FG	3	9
		4	5	Q2|0:56	D. Stevens: 40-yard FG	3	12
		5	77	Q3|3:07	J. Daniels: 38-yard run	6	19
		8	81	Q3|4:39	Q4: J. Daniels: 26-yard run	13	27
10/18	New Orleans	7	16	Q2|1:09	D. Carlson: 58-yard FG	10	3
		5	28	Q2|1:10	B. Lance: 2-yard pass from T. Shough	10	10
		5	79	Q3|2:39	A. Kamara: 31-yard pass from T. Shough	10	17
		9	52	Q3|4:49	T. Shough: 1-yard run	10	24
		6	30	Q3|3:04	D. Carlson: 51-yard FG	10	27
		2	21	Q4|0:48	C. Olave: 18-yard pass from T. Shough	10	34
10/25	at Houston	6	25	Q1|3:20	K. Fairbairn: 58-yard FG	0	3
		7	39	Q2|3:36	K. Fairbairn: 57-yard FG	7	6
		8	90	Q2|2:58	M. Harrison Jr.: 6-yard pass from C. Stroud	14	14
		9	48	Q4|4:14	X. Hutchinson: 3-yard pass from C. Stroud	21	21

11/08		--	--	--	--	--	--
11/12		--	--	--	--	--	--
11/22		--	--	--	--	--	--
11/29		--	--	--	--	--	--
12/06		--	--	--	--	--	--
12/13		--	--	--	--	--	--
12/20		--	--	--	--	--	--
12/28		--	--	--	--	--	--
01/03		--	--	--	--	--	--
01/10		--	--	--	--	--	--
	AVG	**7.4**	**57.7**	**3:39**			
	TOTALS	**201**	**1,558**	**1:38:45**			

2026 REGULAR SEASON - BIG RUN PLAYS (10+ YARDS)

DATE	OPPONENT	NYG PLAYER	YARDS	DRIVE RESULT
10/25	at HOU	Cam Skattebo	42	Touchdown
10/25	at HOU	**Devin Singletary**	**30T**	Touchdown
10/18	NO	J.J. McCarthy	28	Downs
9/13	DAL	Jaxson Dart	22	Touchdown
10/18	NO	Darnell Mooney	20	Touchdown
10/25	at HOU	Cam Skattebo	19	Touchdown
10/11	at WAS	Cam Skattebo	19	Fumble
10/25	at HOU	**Cam Skattebo**	**16T**	Touchdown
9/13	DAL	Jaxson Dart	16	Fumble
9/27	TEN	Jameis Winston	15	Field Goal
10/11	at WAS	Jameis Winston	15	Missed FG
9/27	TEN	Cam Skattebo	13	Field Goal
9/13	DAL	Cam Skattebo	13	End Game
10/25	at HOU	Cam Skattebo	11	Touchdown
9/27	TEN	Najee Harris	11	Field Goal
9/27	TEN	Cam Skattebo	10	Field Goal
9/13	DAL	Cam Skattebo	10	Touchdown
11/8	at PHI	--	--	--
11/12	WAS	--	--	--
11/22	JAX	--	--	--
11/29	at IND	--	--	--
12/6	SF	--	--	--
12/13	at SEA	--	--	--
12/20	CLE	--	--	--
12/28	at DET	--	--	--
1/3	at DAL	--	--	--
1/10	PHI	--	--	--
TOTALS		**17 - 310 (18.2), 2 TDS**		

DATE	OPPONENT	OPP. PLAYER	YARDS	DRIVE RESULT
10/11	at WAS	**Jayden Daniels**	**38T**	Touchdown
10/11	at WAS	**Jacory Croskey-Merritt**	**33T**	Touchdown
10/11	at WAS	**Jayden Daniels**	**26T**	Touchdown
10/18	NO	Tyler Shough	25	Touchdown
10/11	at WAS	Jacory Croskey-Merritt	22	Touchdown
10/4	ARI	**Tyler Allgeier**	**22T**	Touchdown
9/21	at LAR	Kyren Williams	20	Touchdown
9/21	at LAR	Blake Corum	18	End Game
10/18	NO	C.J. Donaldson	17	Touchdown
9/21	at LAR	Blake Corum	16	Touchdown
10/11	at WAS	Jayden Daniels	16	End Game
10/4	ARI	Jeremiyah Love	16	Touchdown
9/21	at LAR	Kyren Williams	16	Touchdown
9/27	TEN	Tony Pollard	16	Touchdown
10/18	NO	Alvin Kamara	15	Field Goal
9/21	at LAR	Blake Corum	13	Punt
9/21	at LAR	Kyren Williams	13	Missed FG
9/27	TEN	Tony Pollard	12	Downs
10/18	NO	Alvin Kamara	11	Touchdown
10/18	NO	C.J. Donaldson	11	Punt
10/11	at WAS	Jayden Daniels	11	Field Goal
10/18	NO	Kendre Miller	11	Touchdown
10/25	at HOU	Woody Marks	11	Field Goal
9/13	DAL	Dak Prescott	10	Touchdown
10/25	at HOU	Xavier Hutchinson	10	Touchdown
11/8	at PHI	--	--	--
11/12	WAS	--	--	--
11/22	JAX	--	--	--
11/29	at IND	--	--	--
12/6	SF	--	--	--
12/13	at SEA	--	--	--
12/20	CLE	--	--	--
12/28	at DET	--	--	--
1/3	at DAL	--	--	--
1/10	PHI	--	--	--
TOTALS		**25 - 429 (17.2), 4 TDS**		

2026 REGULAR SEASON - BIG PASS PLAYS (20+ YARDS)				
DATE	OPPONENT	NYG PLAYER	YARDS	DRIVE RESULT
10/18	NO	J.J. McCarthy -> Charlie Jones	49	Touchdown
10/25	at HOU	J.J. McCarthy -> Malachi Fields	47	Missed FG
10/18	NO	J.J. McCarthy -> Malik Nabers	46	Field Goal
10/25	at HOU	J.J. McCarthy -> Malik Nabers	42	Touchdown
10/4	ARI	Jameis Winston -> Malachi Fields	40	Touchdown
10/4	ARI	Jameis Winston -> Malik Nabers	39	Field Goal
10/4	ARI	Jameis Winston -> Isaiah Likely	34	Fumble
9/21	at LAR	Jameis Winston -> Darnell Mooney	33	Interception
9/27	TEN	Jameis Winston -> Cam Skattebo	30	Field Goal
10/25	at HOU	J.J. McCarthy -> Thomas Fidone II	29	Touchdown
10/4	ARI	Jameis Winston -> Malik Nabers	28	Touchdown
10/11	at WAS	Jameis Winston -> Malik Nabers	28	Fumble
10/18	NO	J.J. McCarthy -> Malik Nabers	27	Touchdown
10/25	at HOU	J.J. McCarthy -> Malik Nabers	27	Missed FG
10/4	ARI	**Jameis Winston -> Malik Nabers**	**25T**	Touchdown
10/18	NO	**J.J. McCarthy -> Isaiah Likely**	**24T**	Touchdown
10/18	NO	Jameis Winston -> Isaiah Likely	24	Touchdown
10/11	at WAS	Jameis Winston -> Theo Johnson	21	Touchdown
10/11	at WAS	Jameis Winston -> Tyrone Tracy Jr.	21	Touchdown
10/18	NO	J.J. McCarthy -> Isaiah Likely	20	Downs
10/25	at HOU	J.J. McCarthy -> Malachi Fields	20	Punt
10/11	at WAS	Jameis Winston -> Malik Nabers	20	Field Goal
11/8	at PHI	--	--	--
11/12	WAS	--	--	--
11/22	JAX	--	--	--
11/29	at IND	--	--	--
12/6	SF	--	--	--
12/13	at SEA	--	--	--
12/20	CLE	--	--	--
12/28	at DET	--	--	--
1/3	at DAL	--	--	--
1/10	PHI	--	--	--
TOTALS			22 - 674 (30.6), 2 TDS	

DATE	OPPONENT	OPP. PLAYER	YARDS	DRIVE RESULT
9/21	at LAR	Matthew Stafford -> Davante Adams	64	Touchdown
10/25	at HOU	C.J. Stroud -> Tank Dell	43	Touchdown
9/21	at LAR	**Matthew Stafford -> Davante Adams**	**31T**	Touchdown
10/18	NO	**Tyler Shough -> Alvin Kamara**	**31T**	Touchdown
9/21	at LAR	Matthew Stafford -> Davante Adams	27	Missed FG
10/25	at HOU	C.J. Stroud -> Kayshon Boutte	25	Field Goal
10/11	at WAS	Jayden Daniels -> Chigoziem Okonkwo	25	Field Goal
10/4	ARI	Jacoby Brissett -> Michael Wilson	24	Field Goal
10/11	at WAS	Jayden Daniels -> Chigoziem Okonkwo	23	Touchdown
9/21	at LAR	Matthew Stafford -> Davante Adams	23	Touchdown
10/11	at WAS	Jayden Daniels -> Terry McLaurin	22	Punt
9/27	TEN	Cam Ward -> Carnell Tate	20	Downs
10/4	ARI	Jacoby Brissett -> Michael Wilson	20	Touchdown
9/21	at LAR	Matthew Stafford -> Terrance Ferguson	20	Touchdown
11/8	at PHI	--	--	--
11/12	WAS	--	--	--
11/22	JAX	--	--	--
11/29	at IND	--	--	--
12/6	SF	--	--	--
12/13	at SEA	--	--	--
12/20	CLE	--	--	--
12/28	at DET	--	--	--
1/3	at DAL	--	--	--
1/10	PHI	--	--	--
TOTALS			14 - 398 (28.4), 2 TDS	

2026 REGULAR SEASON - DEFENSIVE TAKEAWAYS						
DATE	OPPONENT	TAKEAWAY	QTR.	SCORE	YD-LINE	DRIVE RESULT
09/13	Dallas	J. Holland INT (D. Prescott)	2	7-7	NYG-45	TD
09/21	at L.A. Rams	J. Holland INT (M. Stafford)	2	0-14	NYG-29	Punt
		J. Holland FR (J. Holland FF)	2	0-14	LA-11	FG
09/27	Tennessee	J. Holland INT (C. Ward: touchback)	4	12-7	NYG-(-4)	EOG
10/04	Arizona	G. Newsome II INT (J. Brissett)	2	6-14	NYG-32	Punt
		A. Reese INT (J. Brissett)	2	12-14	ARZ-34	TD
		D. Banks INT (J. Brissett)	4	36-24	NYG-2	TD
10/11	at Washington	None				
10/18	New Orleans	J. Pinnock FR (J. Pinnock FF)	4	10-34	NYG-48	TD
10/25	at Houston	None				
11/08		--	--	--	--	--
11/12		--	--	--	--	--
11/22		--	--	--	--	--
11/29		--	--	--	--	--
12/06		--	--	--	--	--
12/13		--	--	--	--	--
12/20		--	--	--	--	--
12/28		--	--	--	--	--
01/03		--	--	--	--	--
01/10		--	--	--	--	--

2026 REGULAR SEASON - OFFENSIVE GIVEAWAYS						
DATE	OPPONENT	TAKEAWAY	QTR.	SCORE	YD-LINE	DRIVE RESULT
09/13	Dallas	T. Tracy Jr. fumble (Q. Williams FF; S. Revel Jr. FR)	2	7-7	DAL-19	INT
09/21	at L.A. Rams	J. Winston INT (T. McDuffie)	2	0-14	LA-(-1)	INT
09/27	Tennessee	None				
10/04	Arizona	J. Winston INT (D. Burke)	2	19-14	ARZ-25	FG
		J. Winston INT (B. Baker)	3	19-17	NYG-42	TD
		N. Harris fumble (M. Wilson Sr. FF; Z. Collins FR)	4	27-24	ARZ-42	Punt
10/11	at Washington	J. Winston fumble (K. Chaisson FF; T. Settle FR)	2	3-9	NYG-28	FG
		C. Skattebo fumble (D. Payne FF; S. Tuttle FR)	5	27-27	WAS-23	EOG
10/18	New Orleans	J. Winston INT (M. Emerson Jr.)	3	10-24	NO-26	FG
		J. Winston INT (J. Blackmon)	4	10-27	NYG-42	TD
		J. McCarthy INT (M. Emerson Jr.)	4	10-34	NO-37	Fumble
		J. McCarthy INT (M. Emerson Jr.)	4	24-34	NO-16	Punt
10/25	at Houston	None				
11/08		--	--	--	--	--
11/12		--	--	--	--	--
11/22		--	--	--	--	--
11/29		--	--	--	--	--
12/06		--	--	--	--	--
12/13		--	--	--	--	--
12/20		--	--	--	--	--
12/28		--	--	--	--	--
01/03		--	--	--	--	--
01/10		--	--	--	--	--

2026 REGULAR SEASON - SPECIAL TEAMS/MISC TAKEAWAYS						
DATE	OPPONENT	TAKEAWAY	QTR.	SCORE	YD-LINE	DRIVE RESULT
09/27	Tennessee	M. Harrison FR (Z. Barnes FF)	1	0-0	TEN-37	Punt
2026 REGULAR SEASON - SPECIAL TEAMS/MISC GIVEAWAYS						
DATE	OPPONENT	TAKEAWAY	QTR.	SCORE	YD-LINE	DRIVE RESULT
10/18	New Orleans	C. Jones fumble (I. Stalbird FF; O. Delp FR)	2	10-3	NYG-28	TD

2026 REGULAR SEASON - TURNOVERS		
Offense:	11 Giveaways 21 Points (2 TD, 3 FG)	**Ratio** -3 (9 takes, 12 gives)
Defense:	8 Takeaways 27 Points (4 TD, 1 FG)	
Special Teams:	1 Giveaway 6 Points (1 TD, 0 FG)	**Points Off Turnovers Ratio** 0 (27 scored, 27 allowed)
	1 Takeaway 0 Points (0 TD, 0 FG)	

2026 REGULAR SEASON TAKEAWAY/GIVEAWAY CHART

		FORCED TURNOVERS			TURNOVERS CONVERTED					OUTCOME	
DATE	OPPONENT	FUM	INTS	TOTAL	TD	FG	PTS.	PTS. PCT.	TD PCT.	NET DIFF.	RESULT
09/13	Giants	0	1	1	1	0	7	100.0	100.0	0	W
	Cowboys	1	0	1	0	0	0	0.0	0.0	0	L
09/21	Giants	1	1	2	0	1	3	50.0	0.0	+1	L
	at Rams	0	1	1	0	0	0	0.0	0.0	-1	W
09/27	Giants	1	1	2	0	0	0	0.0	0.0	+2	W
	Titans	0	0	0	0	0	0	0.0	0.0	-2	L
10/04	Giants	0	3	3	2	0	13	66.7	66.7	0	W
	Cardinals	1	2	3	1	1	10	66.7	33.3	0	L
10/11	Giants	0	0	0	0	0	0	0.0	0.0	-2	T-27
	at Commanders	2	0	2	0	1	3	50.0	0.0	+2	T
10/18	Giants	1	0	1	1	0	8	100.0	100.0	-4	L
	Saints	1	4	5	2	1	17	60.0	40.0	+4	W
10/25	Giants	0	0	0	0	0	0	0.0	0.0	0	W
	at Texans	0	0	0	0	0	0	0.0	0.0	0	L
11/08		--	--	--	--	--	--	--	--	--	--
11/12		--	--	--	--	--	--	--	--	--	--
11/22		--	--	--	--	--	--	--	--	--	--
11/29		--	--	--	--	--	--	--	--	--	--
12/06		--	--	--	--	--	--	--	--	--	--
12/13		--	--	--	--	--	--	--	--	--	--
12/20		--	--	--	--	--	--	--	--	--	--
12/28		--	--	--	--	--	--	--	--	--	--
01/03		--	--	--	--	--	--	--	--	--	--
01/10		--	--	--	--	--	--	--	--	--	--
	GIANTS	**3**	**6**	**9**	**4**	**1**	**31**	**55.6**	**44.4**	**-3**	**4-2**
	OPPONENTS	**5**	**7**	**12**	**3**	**3**	**30**	**50.0**	**25.0**	**+3**	**2-4**

GIANTS 2026 REGULAR SEASON INSIDE 20 EFFICIENCY

GIANTS

						Miss			Blk/					Drive Ends			Score	
Date	Opponent	Pos	TD	PAT	2-Pt.	PAT	FG	FGA	MFG	INT	Fum	Dwns	Half	Game	Pts	TD%	Pct.	Pts/Poss
09/13	Dallas	4	4	4	0	0	0	0	0	0	0	0	0	0	28	100.0	100.0	7.0
09/21	at L.A. Rams	2	0	0	0	0	1	1	0	1	0	0	0	0	3	0.0	50.0	1.5
09/27	Tennessee	2	0	0	0	0	2	2	0	0	0	0	0	0	6	0.0	100.0	3.0
10/04	Arizona	3	2	0	1	0	1	1	0	0	0	0	0	0	17	66.7	100.0	5.7
10/11	at Washington	3	3	3	0	0	0	0	0	0	0	0	0	0	21	100.0	100.0	7.0
10/18	New Orleans	4	2	1	1	0	1	1	0	0	0	1	0	0	18	50.0	75.0	4.5
10/25	at Houston	3	3	3	0	0	0	0	0	0	0	0	0	0	21	100.0	100.0	7.0
11/08	at Philadelphia	--	--	--	--	--	--	--	--	--	--	--	--	--	--	--	--	--
11/12	Washington	--	--	--	--	--	--	--	--	--	--	--	--	--	--	--	--	--
11/22	Jacksonville	--	--	--	--	--	--	--	--	--	--	--	--	--	--	--	--	--
11/29	at Indianapolis	--	--	--	--	--	--	--	--	--	--	--	--	--	--	--	--	--
12/06	San Francisco	--	--	--	--	--	--	--	--	--	--	--	--	--	--	--	--	--
12/13	at Seattle	--	--	--	--	--	--	--	--	--	--	--	--	--	--	--	--	--
12/20	Cleveland	--	--	--	--	--	--	--	--	--	--	--	--	--	--	--	--	--
12/28	at Detroit	--	--	--	--	--	--	--	--	--	--	--	--	--	--	--	--	--
01/03	at Dallas	--	--	--	--	--	--	--	--	--	--	--	--	--	--	--	--	--
01/10	Philadelphia	--	--	--	--	--	--	--	--	--	--	--	--	--	--	--	--	--
	TOTALS	**21**	**14**	**11**	**2**	**0**	**5**	**5**	**0**	**1**	**0**	**1**	**0**	**0**	**114**	**66.7**	**90.5**	**5.4**

OPPONENT 2026 REGULAR SEASON INSIDE 20 EFFICIENCY

OPPONENT

						Miss			Blk/					Drive Ends			Score	
Date	Opponent	Pos	TD	PAT	2-Pt.	PAT	FG	FGA	MFG	INT	Fum	Dwns	Half	Game	Pts	TD%	Pct.	Pts/Poss
09/13	Dallas	3	3	2	0	1	0	0	0	0	0	0	0	0	20	100.0	100.0	6.7
09/21	at L.A. Rams	3	3	3	0	0	0	0	0	0	0	0	0	0	21	100.0	100.0	7.0
09/27	Tennessee	3	1	1	0	0	0	0	0	1	0	1	0	0	7	33.3	33.3	2.3
10/04	Arizona	3	2	2	0	0	0	0	0	1	0	0	0	0	14	66.7	66.7	4.7
10/11	at Washington	1	0	0	0	0	1	1	0	0	0	0	0	0	3	0.0	100.0	3.0
10/18	New Orleans	3	3	3	0	0	0	0	0	0	0	0	0	0	21	100.0	100.0	7.0
10/25	at Houston	2	2	1	1	0	0	0	0	0	0	0	0	0	15	100.0	100.0	7.5
11/08	at Philadelphia	--	--	--	--	--	--	--	--	--	--	--	--	--	--	--	--	--
11/12	Washington	--	--	--	--	--	--	--	--	--	--	--	--	--	--	--	--	--
11/22	Jacksonville	--	--	--	--	--	--	--	--	--	--	--	--	--	--	--	--	--
11/29	at Indianapolis	--	--	--	--	--	--	--	--	--	--	--	--	--	--	--	--	--
12/06	San Francisco	--	--	--	--	--	--	--	--	--	--	--	--	--	--	--	--	--
12/13	at Seattle	--	--	--	--	--	--	--	--	--	--	--	--	--	--	--	--	--
12/20	Cleveland	--	--	--	--	--	--	--	--	--	--	--	--	--	--	--	--	--
12/28	at Detroit	--	--	--	--	--	--	--	--	--	--	--	--	--	--	--	--	--
01/03	at Dallas	--	--	--	--	--	--	--	--	--	--	--	--	--	--	--	--	--
01/10	Philadelphia	--	--	--	--	--	--	--	--	--	--	--	--	--	--	--	--	--
	TOTALS	**18**	**14**	**12**	**1**	**1**	**1**	**1**	**0**	**2**	**0**	**1**	**0**	**0**	**101**	**77.8**	**83.3**	**5.6**

GIANTS 2026 REGULAR SEASON GOAL-TO-GO

GIANTS

						Miss			Blk/					Drive Ends			Score	
Date	Opponent	Pos	TD	PAT	2-Pt.	PAT	FG	FGA	MFG	INT	Fum	Dwns	Half	Game	Pts	TD%	Pct.	Pts/Poss
09/13	Dallas	2	2	2	0	0	0	0	0	0	0	0	0	0	14	100.0	100.0	7.0
09/21	at L.A. Rams	0	0	0	0	0	0	0	0	0	0	0	0	0	0	0.0	0.0	0.0
09/27	Tennessee	2	0	0	0	0	2	2	0	0	0	0	0	0	6	0.0	100.0	3.0
10/04	Arizona	1	0	0	0	0	0	0	0	1	0	0	0	0	0	0.0	0.0	0.0
10/11	at Washington	1	1	1	0	0	0	0	0	0	0	0	0	0	7	100.0	100.0	7.0
10/18	New Orleans	0	0	0	0	0	0	0	0	0	0	0	0	0	0	0.0	0.0	0.0
10/25	at Houston	2	2	2	0	0	0	0	0	0	0	0	0	0	14	100.0	100.0	7.0
11/08	at Philadelphia	--	--	--	--	--	--	--	--	--	--	--	--	--	--	--	--	--
11/12	Washington	--	--	--	--	--	--	--	--	--	--	--	--	--	--	--	--	--
11/22	Jacksonville	--	--	--	--	--	--	--	--	--	--	--	--	--	--	--	--	--
11/29	at Indianapolis	--	--	--	--	--	--	--	--	--	--	--	--	--	--	--	--	--
12/06	San Francisco	--	--	--	--	--	--	--	--	--	--	--	--	--	--	--	--	--
12/13	at Seattle	--	--	--	--	--	--	--	--	--	--	--	--	--	--	--	--	--
12/20	Cleveland	--	--	--	--	--	--	--	--	--	--	--	--	--	--	--	--	--
12/28	at Detroit	--	--	--	--	--	--	--	--	--	--	--	--	--	--	--	--	--
01/03	at Dallas	--	--	--	--	--	--	--	--	--	--	--	--	--	--	--	--	--
01/10	Philadelphia	--	--	--	--	--	--	--	--	--	--	--	--	--	--	--	--	--
	TOTALS	**8**	**5**	**5**	**0**	**0**	**2**	**2**	**0**	**1**	**0**	**0**	**0**	**0**	**41**	**62.5**	**87.5**	**5.1**

OPPONENT 2026 REGULAR SEASON GOAL-TO-GO

OPPONENT

						Miss							Drive Ends			Score	
Date	Opponent	Pos	TD	PAT	2-Pt.	PAT	FG	FGA	INT	Fum	Dwns	Half	Game	Pts	TD%	Pct.	Pts/Poss
09/13	Dallas	2	2	2	0	0	0	0	0	0	0	0	0	14	100.0	100.0	7.0
09/21	at L.A. Rams	1	1	1	0	0	0	0	0	0	0	0	0	7	100.0	100.0	7.0
09/27	Tennessee	2	1	1	0	0	0	0	1	0	0	0	0	7	50.0	50.0	3.5
10/04	Arizona	2	1	1	0	0	0	0	1	0	0	0	0	7	50.0	50.0	3.5
10/11	at Washington	1	0	0	0	0	1	1	0	0	0	0	0	3	0.0	100.0	3.0
10/18	New Orleans	2	2	2	0	0	0	0	0	0	0	0	0	14	100.0	100.0	7.0
10/25	at Houston	2	2	1	1	0	0	0	0	0	0	0	0	15	100.0	100.0	7.5
11/08	at Philadelphia	--	--	--	--	--	--	--	--	--	--	--	--	--	--	--	--
11/12	Washington	--	--	--	--	--	--	--	--	--	--	--	--	--	--	--	--
11/22	Jacksonville	--	--	--	--	--	--	--	--	--	--	--	--	--	--	--	--
11/29	at Indianapolis	--	--	--	--	--	--	--	--	--	--	--	--	--	--	--	--
12/06	San Francisco	--	--	--	--	--	--	--	--	--	--	--	--	--	--	--	--
12/13	at Seattle	--	--	--	--	--	--	--	--	--	--	--	--	--	--	--	--
12/20	Cleveland	--	--	--	--	--	--	--	--	--	--	--	--	--	--	--	--
12/28	at Detroit	--	--	--	--	--	--	--	--	--	--	--	--	--	--	--	--
01/03	at Dallas	--	--	--	--	--	--	--	--	--	--	--	--	--	--	--	--
01/10	Philadelphia	--	--	--	--	--	--	--	--	--	--	--	--	--	--	--	--
	TOTALS	**12**	**9**	**8**	**1**	**0**	**1**	**1**	**2**	**0**	**0**	**0**	**0**	**67**	**75.0**	**83.3**	**5.6**

2026 REGULAR SEASON INDIVIDUAL GAME-BY-GAME STATS

PUNTING: JORDAN STOUT

DATE	OPP.	NO.	YDS	AVG	TB	IN 20	LG	NET	BLK
09/13	Dallas	1	46	46.0	0	1	46	46.0	0
09/21	at L.A. Rams	6	315	52.5	1	3	78	43.8	0
09/27	Tennessee	6	303	50.5	0	3	74	44.2	0
10/04	Arizona	3	146	48.7	0	2	51	44.7	0
10/11	at Washington	2	114	57.0	0	2	59	56.0	0
10/18	New Orleans	5	271	54.2	0	0	66	40.6	0
10/25	at Houston	4	199	49.8	1	1	66	38.5	0
11/08	at Philadelphia								
11/12	Washington								
11/22	Jacksonville								
11/29	at Indianapolis								
12/06	San Francisco								
12/13	at Seattle								
12/20	Cleveland								
12/28	at Detroit								
01/03	at Dallas								
01/10	Philadelphia								
TOTALS		**27**	**1,394**	**51.6**	**2**	**12**	**78**	**43.6**	**0**

BY GIANTS		BY OPPONENT
	PASSING	
54 att., Jameis Winston @ Washington, Oct. 11, 2026	40+ PASS ATTEMPTS	42 att., Jared Goff @ Detroit, Nov. 23, 2025
54 att., Jameis Winston @ Washington, Oct. 11, 2026	50+ PASS ATTEMPTS	50 att., Bo Nix @ Denver, Oct. 19, 2025
326 yards, Jameis Winston @ Washington, Oct. 11, 2026	300 YARDS PASSING	327 yards, Matthew Stafford @ L.A. Rams, Sep. 21, 2026
450 yards, Russell Wilson @ Dallas, Sep. 14, 2025	400 YARDS PASSING	404 yards, Dak Prescott @ Dallas, Nov. 12, 2023
510 yards, Eli Manning vs. Tampa Bay, Sep. 16, 2012	500 YARDS PASSING	505 yards, Drew Brees @ New Orleans, Nov. 1, 2015
3 tds, Jameis Winston: (3, 17, 17) @ Washington, Oct. 11, 2026	THREE TOUCHDOWN PASSES	3 tds, Tyler Shough: (2, 31, 18) vs. New Orleans, Oct. 18, 2026
4 tds, Drew Lock: (31, 32, 5, 59) vs. Indianapolis, Dec. 29, 2024	FOUR TOUCHDOWN PASSES	4 tds, Matthew Stafford: (31, 10, 11, 5) @ L.A. Rams, Sep. 21, 2026
5 tds, Daniel Jones: (23, 33, 10, 9, 3) @ Washington, Dec. 22, 2019	FIVE TOUCHDOWN PASSES	5 tds, Lamar Jackson: (13, 49, 20, 21, 27) vs. Baltimore, Dec. 15, 2024
6 tds, Eli Manning: (2, 1, 2, 50, 9, 20) @ New Orleans, Nov. 1, 2015	SIX TOUCHDOWN PASSES	* Never Has Happened *
* Never Has Happened *	SEVEN TOUCHDOWN PASSES	7 tds, Drew Brees: (34, 26, 53, 2, 21, 20, 9) @ New Orleans, Nov. 1, 2015
	RUSHING	
124 yards, Cam Skattebo @ Houston, Oct. 25, 2026	100+ YARDS RUSHING	103 yards, Jayden Daniels @ Washington, Oct. 11, 2026
152 yards, Saquon Barkley vs. Houston, Nov. 13, 2022	150 YARDS RUSHING	219 yards, Jahmyr Gibbs @ Detroit, Nov. 23, 2025
200 yards, Ahmad Bradshaw vs. Cleveland, Oct. 7, 2012	200+ YARDS RUSHING	219 yards, Jahmyr Gibbs @ Detroit, Nov. 23, 2025
110 yards/107 yards, Saquon Barkley/Daniel Jones @ Jacksonville, Oct. 23, 2022	TWO 100-YARD RUSHERS	150 yards/104 yards, Saquon Barkley/Tank Bigsby @ Philadelphia, Oct. 26, 2025
2 tds, Jaxson Dart: (12, 2) @ Las Vegas, Dec. 28, 2025	TWO TOUCHDOWNS RUSHING	2 tds, Jayden Daniels: (38, 26) @ Washington, Oct. 11, 2026
3 tds, Cam Skattebo: (4, 1, 1) vs. Philadelphia, Oct. 9, 2025	THREE TOUCHDOWNS RUSHING	3 tds, Kyren Williams: (4, 2, 28) vs. L.A. Rams, Dec. 31, 2023
4 tds, Rodney Hampton: (1, 5, 2, 3) vs. New Orleans, Sep. 24, 1995	FOUR TOUCHDOWNS RUSHING	4 tds, Marshawn Lynch: (1, 2, 3, 16) @ Seattle, Nov. 9, 2014
Ahmad Bradshaw: (4, 10)/Brandon Jacobs: (8, 28) vs. Washington, Dec. 5, 2010	TWO PLAYERS WITH TWO TD RUSHING	* Never Has Happened *
Devin Singletary: (30)/Tyrone Tracy Jr.: (2)/Jameis Winston: (1)/Cam Skattebo: (16) @ Houston, Oct. 25, 2026	THREE PLAYERS WITH ONE TD RUSHING	Bucky Irving: (6)/Rachaad White: (1)/Baker Mayfield: (10)/Sean Tucker: (1) vs. Tampa Bay, Nov. 24, 2024
36 att., Saquon Barkley vs. N.Y. Jets, Oct. 29, 2023	30+ RUSHING ATTEMPTS	32 att., Jonathan Taylor vs. Indianapolis, Dec. 29, 2024
209 yards vs. Green Bay, Dec. 11, 2023	200 YARDS RUSHING (TEAM)	202 yards @ Washington, Oct. 11, 2026
301 yards vs. Carolina, Dec. 21, 2008	300 YARDS RUSHING (TEAM)	350 yards @ Seattle, Nov. 9, 2014
	RECEIVING	
111 yards, Malik Nabers @ Houston, Oct. 25, 2026	100 YARDS RECEIVING	195 yards, Davante Adams @ L.A. Rams, Sep. 21, 2026
165 yards, Malik Nabers vs. New Orleans, Oct. 18, 2026	150+ YARDS RECEIVING	195 yards, Davante Adams @ L.A. Rams, Sep. 21, 2026
222 yards, Odell Beckham Jr. vs. Baltimore, Oct. 16, 2016	200 YARDS RECEIVING	241 yards, Gary Clark vs. Washington, Oct. 27, 1986
167 yards/142 yards, Malik Nabers/Wan'Dale Robinson @ Dallas, Sep. 14, 2025	TWO 100-YARD RECEIVERS	122 yards/109 yards, Alec Pierce/Michael Pittman Jr. vs. Indianapolis, Dec. 29, 2024
2 tds, Isaiah Likely: (3, 17) @ Washington, Oct. 11, 2026	TWO TOUCHDOWN RECEPTIONS	2 tds, Davante Adams: (31, 11) @ L.A. Rams, Sep. 21, 2026
3 tds, Odell Beckham Jr.: (2, 1, 50) @ New Orleans, Nov. 1, 2015	THREE TOUCHDOWN RECEPTIONS	3 tds, Mike Evans: (21, 3, 20) @ Tampa Bay, Sep. 22, 2019
4 tds, Earnest Gray: (10, 37, 42, 20) @ St. Louis Rams, Sep. 7, 1980	FOUR TOUCHDOWN RECEPTIONS	4 tds, Joe Horn: (50, 13, 7, 18) @ New Orleans, Dec. 14, 2003
Darius Slayton: (5, 39)/Golden Tate III: (61, 15) @ N.Y. Jets, Nov. 10, 2019	TWO PLAYERS WITH TWO TD RECEPTIONS	Willie Snead: (34, 2)/Brandin Cooks: (26, 21) @ New Orleans, Nov. 1, 2015
12 , Malik Nabers vs. New Orleans, Oct. 18, 2026	10 OR MORE RECEPTIONS	11 , Jahmyr Gibbs @ Detroit, Nov. 23, 2025
52 yards, Darius Slayton @ Dallas, Sep. 14, 2025	50-YARD RECEPTION	51 yards, Terry McLaurin vs. Washington, Dec. 14, 2025
65 yards, Sterling Shepard @ Tennessee, Sep. 11, 2022	60-YARD RECEPTION	64 yards, Davante Adams @ L.A. Rams, Sep. 21, 2026
80 yards, Darius Slayton vs. L.A. Rams, Dec. 31, 2023	70-YARD RECEPTION	87 yards, Rashid Shaheed @ New Orleans, Oct. 5, 2025
	COMBINED YARDS	
189 yards/352 yards, Saquon Barkley/Daniel Jones @ Washington, Dec. 22, 2019	100-YARD RUSHER AND 300-YARD PASSER	125 yards/330 yards, Jonathan Taylor/Joe Flacco vs. Indianapolis, Dec. 29, 2024
121 yards/326 yards, Malik Nabers/Jameis Winston @ Washington, Oct. 11, 2026	100-YARD RECEIVER AND 300-YARD PASSER	195 yards/327 yards, Davante Adams/Matthew Stafford @ L.A. Rams, Sep. 21, 2026

121 yards/111 yards, Cam Skattebo/Malik Nabers @ Houston, Oct. 25, 2026	100-YARD RUSHER AND 100-YARD RECEIVER	219 yards/149 yards, Jahmyr Gibbs/Amon-Ra St. Brown @ Detroit, Nov. 23, 2025
120 yards/306 yards/116 yards, Saquon Barkley/Eli Manning Evan Engram @ Dallas, Sep. 8, 2019	100-YARD RUSHER, 300-YARD PASSER, 100-YARD RECEIVER	125 yards/330 yards/109 yards, Jonathan Taylor/Joe Flacco Michael Pittman Jr. vs. Indianapolis, Dec. 29, 2024
110 yards/132/148 yards, Andre Williams/Rueben Randle/Odell Beckham Jr. @ St. Louis, Dec. 21, 2014	100-YARD RUSHER/TWO 100-YARD RECEIVERS	125 yards/109/122 yards, Jonathan Taylor/Michael Pittman Jr./Alec Pierce vs. Indianapolis, Dec. 29, 2024
167/142 yards/450 yards, Malik Nabers/Wan'Dale Robinson/Russell Wilson @ Dallas, Sep. 14, 2025	TWO 100-YARD RECEIVERS/300-YARD PASSER	122/109 yards/330 yards, Alec Pierce/Michael Pittman Jr./Joe Flacco vs. Indianapolis, Dec. 29, 2024
	DEFENSE	
98 yards, Deonte Banks vs. Arizona, Oct. 4, 2026	INTERCEPTED PASS RETURNED FOR A TOUCHDOWN	27 yards/55 yards, Matthew Judon/Jessie Bates III @ Atlanta, Dec. 22, 2024
27 yards, Tyler Nubin vs. Minnesota, Dec. 21, 2025	FUMBLE RETURNED FOR A TOUCHDOWN	86 yards, Jordan Howden @ New Orleans, Oct. 5, 2025
vs. Carolina, Oct. 24, 2021	SAFETY SCORED	Josiah Deguara @ Green Bay, Oct. 9, 2022
vs. Washington, Oct. 30, 2005	SHUTOUT AT HOME	vs. Dallas, Sep. 10, 2023
@ Tampa Bay, Sep. 27, 2009	SHUTOUT ON THE ROAD	@ Arizona, Dec. 24, 2017
2.0 sk, Dru Phillips @ Washington, Oct. 11, 2026	TWO SACK GAME	2.0 sk, C.J. Gardner-Johnson @ Chicago, Nov. 9, 2025
3.0 sk, Dexter Lawrence II @ Seattle, Oct. 6, 2024	THREE SACK GAME	3.0 sk, Jadeveon Clowney vs. Dallas, Jan. 4, 2026
4.0 sk, Justin Tuck @ Washington, Dec. 1, 2013	FOUR SACK GAME	4.0 sk, Tuli Tuipulotu vs. L.A. Chargers, Sep. 28, 2025
6.0 sk, Osi Umenyiora vs. Philadelphia, Sep. 30, 2007	FIVE+ SACK GAME	5.0 sk, Haason Reddick vs. Arizona, Dec. 13, 2020
Landon Collins: (44, 18)/Dominique Rodgers-Cromartie: (0, 0) @ L.A. Rams, Oct. 23, 2016	TWO INTERCEPTIONS BY TEAMMATES	Byron Maxwell: (-2, 6)/Richard Sherman: (0, 1) vs. Seattle, Dec. 15, 2013
2 fr, Trevin Wade @ Tampa Bay, Nov. 8, 2015	TWO OPPONENT FUMBLE RECOVERIES	2 fr, Shawn Barber @ New Orleans, Dec. 14, 2003
98t yards, Deonte Banks vs. Arizona, Oct. 4, 2026	70+ YARD INTERCEPTION RETURN	97t yards, Devon Witherspoon vs. Seattle, Oct. 2, 2023
2 ints, Xavier McKinney vs. Philadelphia, Jan. 7, 2024	TWO INTERCEPTIONS	2 ints, Martin Emerson Jr. vs. New Orleans, Oct. 18, 2026
3 ints, Terry Kinard vs. Dallas, Sep. 20, 1987	THREE INTERCEPTIONS	3 ints, Darren Sharper vs. Minnesota, Nov. 13, 2005
3 to vs. Arizona, Oct. 4, 2026	FORCED TWO+ TURNOVERS	4 to vs. New Orleans, Oct. 18, 2026
3 to vs. Arizona, Oct. 4, 2026	FORCED THREE+ TURNOVERS	4 to vs. New Orleans, Oct. 18, 2026
4 to vs. New Orleans, Oct. 18, 2026	FORCED FOUR TURNOVERS	4 to vs. Philadelphia, Jan. 7, 2024
5 to @ New Orleans, Oct. 5, 2025	FORCED FIVE+ TURNOVERS	6 to @ Washington, Nov. 19, 2023
	SPECIAL TEAMS	
3 fg, Dominic Zvada: (39, 50, 52) vs. Arizona, Oct. 4, 2026	THREE FIELD GOALS	3 fg, Will Reichard: (43, 31, 30) vs. Minnesota, Dec. 21, 2025
4 fg, Dominic Zvada: (39, 27, 39, 30) vs. Tennessee, Sep. 27, 2026	FOUR FIELD GOALS	4 fg, Andy Borregales: (22, 30, 28, 23) @ New England, Dec. 1, 2025
5 fg, Greg Joseph: (52, 41, 38, 22, 42) vs. Dallas, Sep. 26, 2024	FIVE FIELD GOALS	7 fg, Austin Seibert: (27, 45, 26, 27, 29, 33, 30) @ Washington, Sep. 15, 2024
* Never Has Happened *	SIX FIELD GOALS	7 fg, Austin Seibert: (27, 45, 26, 27, 29, 33, 30) @ Washington, Sep. 15, 2024
56 yards, Dominic Zvada @ Washington, Oct. 11, 2026	MADE FIELD GOAL OF 50 YARDS OR LONGER	58 yards, Ka'imi Fairbairn @ Houston, Oct. 25, 2026
* Never Has Happened *	60+ YARD FIELD GOAL	60 yards, Chad Ryland vs. Arizona, Oct. 4, 2026
35 yards, Graham Gano vs. New Orleans, Dec. 8, 2024	BLOCKED FIELD GOAL	60 yards, Blake Grupe vs. New Orleans, Dec. 8, 2024
Younghoe Koo vs. Green Bay, Nov. 16, 2025	MISSED POINT AFTER TOUCHDOWN ATTEMPT	Drew Stevens @ Washington, Oct. 11, 2026
Riley Patterson [Nick McCloud blocked] @ Jacksonville, Oct. 23, 2022	POINT AFTER TOUCHDOWN ATTEMPT BLOCKED	Jamie Gillan [Ashton Gillotte blocked] vs. Kansas City, Sep. 21, 2025
vs. Tennessee, Sep. 26, 2010	FAKE FIELD GOAL ATTEMPT	@ Washington, Sep. 15, 2024
Isaiah Simmons @ Seattle, Oct. 6, 2024	BLOCKED FIELD GOAL RETURNED FOR A TOUCHDOWN	Juanyeh Thomas vs. Dallas, Sep. 10, 2023
Keion Crossen @ L.A. Chargers, Dec. 12, 2021	SUCCESSFUL ONSIDE KICK	Daniel Brown vs. Chicago, Dec. 2, 2018
66 yds, Jordan Stout @ Houston, Oct. 25, 2026	60-69 YARD PUNT	67 yds, Ethan Evans @ L.A. Rams, Sep. 21, 2026
74 yds, Jordan Stout vs. Tennessee, Sep. 27, 2026	70+ YARD PUNT	72 yds, Ethan Evans vs. L.A. Rams, Dec. 31, 2023
Jamie Gillan @ Minnesota, Dec. 24, 2022	BLOCKED PUNT	Arryn Siposs vs. Philadelphia, Dec. 11, 2022
Michael Thomas vs. Arizona, Oct. 20, 2019	BLOCKED PUNT RETURNED FOR A TOUCHDOWN	Brandon Bolden @ New England, Oct. 10, 2019
95t yards, Deonte Banks @ Las Vegas, Dec. 28, 2025	90+ YARD KICKOFF RETURN	103t yards, Brandon Wilson @ Cincinnati, Nov. 29, 2020
95 yards, Deonte Banks @ Las Vegas, Dec. 28, 2025	KICKOFF RETURNED FOR A TOUCHDOWN	103 yards, Brandon Wilson @ Cincinnati, Nov. 29, 2020
94t yards, Gunner Olszewski vs. L.A. Rams, Dec. 31, 2023	90+ YARD PUNT RETURN	94t yards, Marcus Jones @ New England, Dec. 1, 2025
94 yards, Gunner Olszewski vs. L.A. Rams, Dec. 31, 2023	PUNT RETURNED FOR A TOUCHDOWN	63 yards, Jaylin Lane vs. Washington, Dec. 14, 2025

TEAM/MISCELLANEOUS		
420 yards @ Houston, Oct. 25, 2026	400 TOTAL YARDS OF OFFENSE	481 yards @ L.A. Rams, Sep. 21, 2026
517 yards @ Detroit, Nov. 23, 2025	500 TOTAL YARDS OF OFFENSE	524 yards @ Miami, Oct. 8, 2023
604 yards vs. Tampa Bay, Sep. 16, 2012	600 TOTAL YARDS OF OFFENSE	640 yards @ Dallas, Nov. 12, 2023
vs. Dallas, Oct. 25, 2015	TOUCHDOWN ON OFFENSE, DEFENSE AND SPECIAL TEAMS	vs. Dallas, Sep. 10, 2023
J.J. McCarthy vs. New Orleans, Oct. 18, 2026	MADE TWO-POINT CONVERSION	C.J. Stroud @ Houston, Oct. 25, 2026
J.J. McCarthy vs. New Orleans, Oct. 18, 2026	FAILED TWO-POINT CONVERSION	Joe Flacco vs. Indianapolis, Dec. 29, 2024
vs. Indianapolis, Dec. 29, 2024	40 POINTS	@ Dallas, Sep. 14, 2025
vs. New Orleans, Dec. 9, 2012	50 POINTS	vs. L.A. Rams, Nov. 5, 2017
@ Houston, Oct. 25, 2026	OVERTIME WIN	@ Detroit, Nov. 23, 2025
@ Detroit, Nov. 23, 2025	OVERTIME LOSS	@ Houston, Oct. 25, 2026
@ Washington, Oct. 11, 2026	TIE GAME	@ Washington, Oct. 11, 2026
Giants 0 at Philadelphia 10 , Jan. 5, 2025	SCORELESS FIRST HALF	Denver 0 vs. Giants 13 , Oct. 19, 2025
Giants 0 at New Orleans 10 , Oct. 5, 2025	SCORELESS SECOND HALF	Philadelphia 0 at Giants 14 , Oct. 9, 2025
vs. Chicago, Dec. 2, 2018	OVERTIME WIN AT HOME	vs. N.Y. Jets, Oct. 29, 2023
0 to @ Houston, Oct. 25, 2026	NO TURNOVERS	0 to @ Houston, Oct. 25, 2026
* Never Has Happened *	NO PENALTIES	* Never Has Happened *
vs. Indianapolis, Dec. 29, 2024	NO SACKS/NO INTERCEPTIONS ALLOWED	vs. New Orleans, Oct. 18, 2026
31 (second half) @ Arizona, Sep. 17, 2023	30 ONE-HALF POINTS	30 (first half) @ New England, Dec. 1, 2025

WEEK 1

MetLife Stadium



28-20



NEW YORK GIANTS

PASSING	ATT	CP	YDS	SK/YD	TD	LG	INT	RTG
Jaxson Dart	29	23	230	2/1	3	19	0	134.2
TOTAL	**29**	**23**	**230**	**2/1**	**3**	**19**	**0**	**134.2**

RUSHING	ATT	YDS	AVG	LG	TD
Cam Skattebo	18	81	4.5	13	1
Jaxson Dart	11	54	4.9	22	0
Devin Singletary	6	16	2.7	4	0
Tyrone Tracy Jr.	2	14	7.0	8	0
TOTAL	**37**	**165**	**4.5**	**22**	**1**

RECEIVING	NO	YDS	AVG	LG	TD
Isaiah Likely	8	78	9.8	19	2
Malik Nabers	6	69	11.5	16	0
Devin Singletary	4	22	5.5	13	1
Darnell Mooney	2	27	13.5	18	0
Malachi Fields	2	25	12.5	19	0
Theo Johnson	1	9	9.0	9	0
TOTAL	**23**	**230**	**10.0**	**19**	**3**

TOP DEFENSE	TOT	SOLO	AST	SCK	YDS	INT
Tremaine Edmunds	8	7	1	0.0	0.0	0
Arvell Reese	5	5	0	0.0	0.0	0
Deonte Banks	4	4	0	0.0	0.0	0

FIELD GOALS	FGM/FGA	PERCENT	RESULTS
Dominic Zvada	0-0	0	(0)
TOTAL	**0-0**	**0.0**	

DALLAS COWBOYS

PASSING	ATT	CP	YDS	SK/YD	TD	LG	INT	RTG
Dak Prescott	34	22	175	0/0	2	17t	1	84.8
TOTAL	**34**	**22**	**175**	**0/0**	**2**	**17T**	**1**	**84.8**

RUSHING	ATT	YDS	AVG	LG	TD
Javonte Williams	12	41	3.4	8	1
Dak Prescott	2	14	7.0	10	0
Emari Demercado	2	7	3.5	4	0
Hunter Luepke	1	7	7.0	7	0
CeeDee Lamb	1	0	0.0	0	0
TOTAL	**18**	**69**	**3.8**	**10**	**1**

RECEIVING	NO	YDS	AVG	LG	TD
CeeDee Lamb	5	44	8.8	15	1
Javonte Williams	5	31	6.2	17t	1
George Pickens	3	28	9.3	11	0
Ryan Flournoy	2	22	11.0	17	0
Brevyn Spann-Ford	2	14	7.0	8	0
Jake Ferguson	2	6	3.0	6	0
Luke Schoonmaker	1	12	12.0	12	0
Jonathan Mingo	1	10	10.0	10	0
KaVontae Turpin	1	8	8.0	8	0
TOTAL	**22**	**175**	**8.0**	**17T**	**2**

TOP DEFENSE	TOT	SOLO	AST	SCK	YDS	INT
Donovan Ezeiruaku	10	4	6	0.5	0.0	0
Jalen Thompson	9	3	6	0.0	0.0	0
DaRon Bland	8	3	5	0.0	0.0	0

FIELD GOALS	FGM/FGA	PERCENT	RESULTS
Brandon Aubrey	0-0	0	
TOTAL	**0-0**	**0.0**	

SCORING DRIVES

TEAM	QTR	TIME	SCORING PLAY	DAL	NYG
Giants	1	06:40	C.Skattebo 3 yd. run (D.Zvada kick) (10-83, 6:13)	0	7
Cowboys	2	05:44	C.Lamb 1 yd. pass from D.Prescott (B.Aubrey kick) (10-85, 6:44)	7	7
Giants	2	00:20	I.Likely 15 yd. pass from J.Dart (D.Zvada kick) (6-55, 0:29)	7	14
Giants	3	06:59	I.Likely 2 yd. pass from J.Dart (D.Zvada kick) (12-74, 8:01)	7	21
Cowboys	3	00:37	J.Williams 1 yd. run (B.Aubrey kick) (12-75, 6:22)	14	21
Giants	4	07:26	D.Singletary 9 yd. pass from J.Dart (D.Zvada kick) (13-65, 8:11)	14	28
Cowboys	4	05:21	J.Williams 17 yd. pass from D.Prescott (kick failed, wr) (9-74, 2:05)	20	28

WEEK 2

SoFi Stadium



28-6



LOS ANGELES RAMS

PASSING	ATT	CP	YDS	SK/YD	TD	LG	INT	RTG
Matthew Stafford	31	22	327	1/9	4	64	1	131.3
TOTAL	**31**	**22**	**327**	**1/9**	**4**	**64**	**1**	**131.3**

RUSHING	ATT	YDS	AVG	LG	TD
Kyren Williams	12	85	7.1	20	0
Blake Corum	12	79	6.6	18	0
Matthew Stafford	4	-1	-0.3	2	0
TOTAL	**28**	**163**	**5.8**	**20**	**0**

RECEIVING	NO	YDS	AVG	LG	TD
Davante Adams	8	195	24.4	64	2
Terrance Ferguson	6	54	9.0	20	1
Colby Parkinson	2	15	7.5	8	0
Kyren Williams	2	12	6.0	10t	1
Tutu Atwell	1	19	19.0	19	0
Blake Corum	1	13	13.0	13	0
Konata Mumpfield	1	12	12.0	12	0
Davis Allen	1	7	7.0	7	0
TOTAL	**22**	**327**	**14.9**	**64**	**4**

TOP DEFENSE	TOT	SOLO	AST	SCK	YDS	INT
Nate Landman	7	3	4	0.0	0.0	0
Quentin Lake	6	5	1	0.0	0.0	0
Byron Young	5	3	2	1.0	1.0	0

FIELD GOALS	FGM/FGA	PERCENT	RESULTS
Harrison Mevis	0-1	0.0	43WL
TOTAL	**0-1**	**0.0**	

NEW YORK GIANTS

PASSING	ATT	CP	YDS	SK/YD	TD	LG	INT	RTG
Jameis Winston	27	11	111	2/1	0	33	1	37.7
Jaxson Dart	5	3	20	0/0	0	14	0	68.8
TOTAL	**32**	**14**	**131**	**2/1**	**0**	**33**	**1**	**42.6**

RUSHING	ATT	YDS	AVG	LG	TD
Cam Skattebo	12	36	3.0	8	0
Devin Singletary	3	9	3.0	6	0
Najee Harris	4	6	1.5	4	0
Jameis Winston	2	1	0.5	1	0
TOTAL	**21**	**52**	**2.5**	**8**	**0**

RECEIVING	NO	YDS	AVG	LG	TD
Isaiah Likely	5	33	6.6	13	0
Cam Skattebo	4	19	4.8	19	0
Darnell Mooney	2	48	24.0	33	0
Malachi Fields	2	30	15.0	16	0
Malik Nabers	1	1	1.0	1	0
TOTAL	**14**	**131**	**9.4**	**33**	**0**

TOP DEFENSE	TOT	SOLO	AST	SCK	YDS	INT
Jevón Holland	8	5	3	0.0	0.0	1
Tyler Nubin	8	5	3	0.0	0.0	0
Arvell Reese	7	3	4	0.0	0.0	0

FIELD GOALS	FGM/FGA	PERCENT	RESULTS
Dominic Zvada	2-2	100.0	24G, 52G
TOTAL	**2-2**	**100.0**	

SCORING DRIVES

TEAM	QTR	TIME	SCORING PLAY	NYG	LAR
Rams	1	00:11	D.Adams 31 yd. pass from M.Stafford (H.Mevis kick) (8-80, 5:24)	0	7
Rams	2	11:07	K.Williams 10 yd. pass from M.Stafford (H.Mevis kick) (6-78, 3:28)	0	14
Giants	2	00:25	D.Zvada 24 yd. Field Goal (4-5, 2:41)	3	14
Rams	3	06:21	D.Adams 11 yd. pass from M.Stafford (H.Mevis kick) (7-86, 3:35)	3	21
Giants	3	03:49	D.Zvada 52 yd. Field Goal (7-18, 2:32)	6	21
Rams	4	08:57	T.Ferguson 5 yd. pass from M.Stafford (H.Mevis kick) (9-64, 5:36)	6	28

WEEK 3

MetLife Stadium



12-7

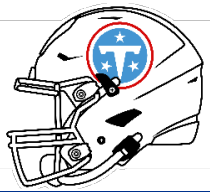

NEW YORK GIANTS

PASSING	ATT	CP	YDS	SK/YD	TD	LG	INT	RTG
Jameis Winston	22	14	118	3/18	0	30	0	77.5
TOTAL	**22**	**14**	**118**	**3/18**	**0**	**30**	**0**	**77.5**

RUSHING	ATT	YDS	AVG	LG	TD
Cam Skattebo	20	60	3.0	13	0
Najee Harris	9	52	5.8	11	0
Jameis Winston	2	14	7.0	15	0
Darnell Mooney	1	9	9.0	9	0
Tyrone Tracy Jr.	1	3	3.0	3	0
TOTAL	**33**	**138**	**4.2**	**15**	**0**

RECEIVING	NO	YDS	AVG	LG	TD
Malik Nabers	5	26	5.2	12	0
Cam Skattebo	3	40	13.3	30	0
Darnell Mooney	2	20	10.0	13	0
Malachi Fields	2	19	9.5	10	0
Isaiah Likely	2	13	6.5	10	0
TOTAL	**14**	**118**	**8.4**	**30**	**0**

TOP DEFENSE	TOT	SOLO	AST	SCK	YDS	INT
Arvell Reese	12	9	3	0.0	0.0	0
Dru Phillips	11	8	3	0.0	0.0	0
Tremaine Edmunds	10	6	4	0.0	0.0	0

FIELD GOALS	FGM/FGA	PERCENT	RESULTS
Dominic Zvada	4-4	100.0	39G, 27G, 39G, 30G
TOTAL	**4-4**	**100.0**	

TENNESSEE TITANS

PASSING	ATT	CP	YDS	SK/YD	TD	LG	INT	RTG
Cam Ward	36	23	181	0/0	1	20	1	74.0
TOTAL	**36**	**23**	**181**	**0/0**	**1**	**20**	**1**	**74.0**

RUSHING	ATT	YDS	AVG	LG	TD
Tony Pollard	17	74	4.4	16	0
Tyjae Spears	3	5	1.7	3	0
Cam Ward	1	2	2.0	2	0
TOTAL	**21**	**81**	**3.9**	**16**	**0**

RECEIVING	NO	YDS	AVG	LG	TD
Wan'Dale Robinson	7	57	8.1	16	1
Carnell Tate	6	58	9.7	20	0
Tony Pollard	4	22	5.5	18	0
Daniel Bellinger	2	16	8.0	10	0
Gunnar Helm	2	14	7.0	9	0
Elic Ayomanor	1	11	11.0	11	0
Chimere Dike	1	3	3.0	3	0
TOTAL	**23**	**181**	**7.9**	**20**	**1**

TOP DEFENSE	TOT	SOLO	AST	SCK	YDS	INT
Jeffery Simmons	10	5	5	1.0	7.0	0
Anthony Hill Jr.	8	4	4	0.0	0.0	0
Amani Hooker	6	5	1	0.0	0.0	0

FIELD GOALS	FGM/FGA	PERCENT	RESULTS
Joey Slye	0-1	0.0	59WL
TOTAL	**0-1**	**0.0**	

SCORING DRIVES

TEAM	QTR	TIME	SCORING PLAY	TEN	NYG
Giants	1	06:34	D.Zvada 39 yd. Field Goal (8-50, 4:15)	0	3
Giants	2	04:49	D.Zvada 27 yd. Field Goal (11-44, 7:10)	0	6
Giants	2	00:00	D.Zvada 39 yd. Field Goal (7-30, 0:41)	0	9
Giants	3	06:56	D.Zvada 30 yd. Field Goal (12-59, 8:04)	0	12
Titans	4	05:35	W.Robinson 4 yd. pass from C.Ward (J.Slye kick) (13-91, 7:08)	7	12

WEEK 4

MetLife Stadium



36-24



NEW YORK GIANTS

PASSING	ATT	CP	YDS	SK/YD	TD	LG	INT	RTG
Jameis Winston	29	18	250	4/18	3	40	2	95.5
TOTAL	**29**	**18**	**250**	**4/18**	**3**	**40**	**2**	**95.5**

RUSHING	ATT	YDS	AVG	LG	TD
Cam Skattebo	18	58	3.2	8	0
Najee Harris	9	30	3.3	9	0
Tyrone Tracy Jr.	1	-1	-1.0	-1	0
TOTAL	**28**	**87**	**3.1**	**9**	**0**

RECEIVING	NO	YDS	AVG	LG	TD
Isaiah Likely	7	66	9.4	34	0
Malik Nabers	6	112	18.7	39	1
Malachi Fields	2	52	26.0	40	1
Theo Johnson	1	11	11.0	11t	1
Cam Skattebo	1	8	8.0	8	0
Patrick Ricard	1	1	1.0	1	0
TOTAL	**18**	**250**	**13.9**	**40**	**3**

TOP DEFENSE	TOT	SOLO	AST	SCK	YDS	INT
Arvell Reese	9	9	0	0.0	0.0	1
Tremaine Edmunds	9	8	1	1.0	11.0	0
Greg Newsome II	7	4	3	0.0	0.0	1

FIELD GOALS	FGM/FGA	PERCENT	RESULTS
Dominic Zvada	3-3	100.0	39G, 50G, 52G
TOTAL	**3-3**	**100.0**	

ARIZONA CARDINALS

PASSING	ATT	CP	YDS	SK/YD	TD	LG	INT	RTG
Jacoby Brissett	35	21	166	2/19	2	24	3	55.2
TOTAL	**35**	**21**	**166**	**2/19**	**2**	**24**	**3**	**55.2**

RUSHING	ATT	YDS	AVG	LG	TD
Jeremiyah Love	14	63	4.5	16	0
Tyler Allgeier	8	42	5.3	22t	1
Jacoby Brissett	4	18	4.5	8	0
TOTAL	**26**	**123**	**4.7**	**22T**	**1**

RECEIVING	NO	YDS	AVG	LG	TD
Michael Wilson	7	95	13.6	24	0
Trey McBride	7	31	4.4	9	0
Elijah Higgins	2	19	9.5	17	1
Tyler Allgeier	2	7	3.5	5	0
Marvin Harrison Jr.	1	12	12.0	12t	1
Hunter Long	1	10	10.0	10	0
Jeremiyah Love	1	-8	-8.0	-8	0
TOTAL	**21**	**166**	**7.9**	**24**	**2**

TOP DEFENSE	TOT	SOLO	AST	SCK	YDS	INT
Jack Gibbens	8	3	5	0.0	0.0	0
Mack Wilson Sr.	7	4	3	0.0	0.0	0
Roy Lopez	6	2	4	0.0	0.0	0

FIELD GOALS	FGM/FGA	PERCENT	RESULTS
Chad Ryland	1-1	100.0	60G
TOTAL	**1-1**	**100.0**	

SCORING DRIVES

TEAM	QTR	TIME	SCORING PLAY	ARI	NYG
Cardinals	1	11:08	M.Harrison 12 yd. pass from J.Brissett (C.Ryland kick) (8-58, 3:52)	7	0
Giants	1	06:36	D.Zvada 39 yd. Field Goal (10-56, 4:32)	7	3
Cardinals	1	03:05	T.Allgeier 22 yd. run (C.Ryland kick) (6-74, 3:31)	14	3
Giants	2	14:55	D.Zvada 50 yd. Field Goal (6-13, 3:10)	14	6
Giants	2	04:30	M.Fields 12 yd. pass from J.Winston (pass failed) (7-56, 3:57)	14	12
Giants	2	02:24	M.Nabers 25 yd. pass from J.Winston (D.Zvada kick) (2-26, 0:45)	14	19
Cardinals	2	00:00	C.Ryland 60 yd. Field Goal (4-33, 0:24)	17	19
Cardinals	3	07:20	E.Higgins 2 yd. pass from J.Brissett (C.Ryland kick) (10-37, 5:09)	24	19
Giants	3	01:44	T.Johnson 11 yd. pass from J.Winston (N.Harris run) (9-76, 5:36)	24	27
Giants	4	02:11	D.Zvada 52 yd. Field Goal (7-16, 2:36)	24	30
Giants	4	00:00	D.Banks 98 yd. interception return	24	36

WEEK 5

Northwest Stadium



27-27



NEW YORK GIANTS

PASSING	ATT	CP	YDS	SK/YD	TD	LG	INT	RTG
Jameis Winston	54	33	326	2/21	3	28	0	96.7
TOTAL	**54**	**33**	**326**	**2/21**	**3**	**28**	**0**	**96.7**

RUSHING	ATT	YDS	AVG	LG	TD
Cam Skattebo	13	59	4.5	19	0
Jameis Winston	5	27	5.4	15	0
Najee Harris	5	9	1.8	7	0
Tyrone Tracy Jr.	3	6	2.0	3	0
J.J. McCarthy	2	2	1.0	2	0
TOTAL	**28**	**103**	**3.7**	**19**	**0**

RECEIVING	NO	YDS	AVG	LG	TD
Malik Nabers	11	121	11.0	28	1
Isaiah Likely	11	94	8.5	17t	2
Theo Johnson	2	35	17.5	21	0
Tyrone Tracy Jr.	2	25	12.5	21	0
Malachi Fields	2	20	10.0	13	0
Darnell Mooney	2	14	7.0	7	0
Cam Skattebo	2	12	6.0	7	0
Najee Harris	1	5	5.0	5	0
TOTAL	**33**	**326**	**9.9**	**28**	**3**

TOP DEFENSE	TOT	SOLO	AST	SCK	YDS	INT
Tremaine Edmunds	9	6	3	1.0	0.0	0
Arvell Reese	9	3	6	1.0	3.0	0
Deonte Banks	6	4	2	0.0	0.0	0

FIELD GOALS	FGM/FGA	PERCENT	RESULTS
Dominic Zvada	2-5	40.0	50WR, 51G, 57WL, 56G, 46WL
TOTAL	**2-5**	**40.0**	

WASHINGTON COMMANDERS

PASSING	ATT	CP	YDS	SK/YD	TD	LG	INT	RTG
Jayden Daniels	25	17	199	5/23	0	25	0	91.9
TOTAL	**25**	**17**	**199**	**5/23**	**0**	**25**	**0**	**91.9**

RUSHING	ATT	YDS	AVG	LG	TD
Jayden Daniels	9	103	11.4	38t	2
Jacory Croskey-Merritt	11	82	7.5	33t	1
Rachaad White	7	18	2.6	5	0
Austin Ekeler	3	-1	-0.3	0	0
TOTAL	**30**	**202**	**6.7**	**38T**	**3**

RECEIVING	NO	YDS	AVG	LG	TD
Terry McLaurin	4	62	15.5	22	0
Chigoziem Okonkwo	4	60	15.0	25	0
Antonio Williams	3	31	10.3	17	0
Treylon Burks	2	26	13.0	13	0
Austin Ekeler	1	15	15.0	15	0
Dyami Brown	1	2	2.0	2	0
Rachaad White	1	2	2.0	2	0
John Bates	1	1	1.0	1	0
TOTAL	**17**	**199**	**11.7**	**25**	**0**

TOP DEFENSE	TOT	SOLO	AST	SCK	YDS	INT
Sonny Styles	13	4	9	0.0	0.0	0
Rasul Douglas	10	9	1	0.0	0.0	0
Frankie Luvu	9	6	3	0.0	0.0	0

FIELD GOALS	FGM/FGA	PERCENT	RESULTS
Drew Stevens	2-2	100.0	28G, 40G
TOTAL	**2-2**	**100.0**	

SCORING DRIVES

TEAM	QTR	TIME	SCORING PLAY	NYG	WAS
Commanders	1	13:00	J.Croskey-Merritt 33 yd. run (kick failed, wl) (4-69, 2:00)	0	6
Giants	1	00:55	D.Zvada 51 yd. Field Goal (5-22, 1:40)	3	6
Commanders	2	08:57	D.Stevens 28 yd. Field Goal (14-63, 6:58)	3	9
Commanders	2	01:02	D.Stevens 40 yd. Field Goal (4-5, 0:56)	3	12
Giants	3	10:54	D.Zvada 56 yd. Field Goal (7-30, 4:06)	6	12
Commanders	3	07:47	J.Daniels 38 yd. run (D.Stevens kick) (5-77, 3:07)	6	19
Giants	3	00:44	I.Likely 3 yd. pass from J.Winston (D.Zvada kick) (13-63, 7:03)	13	19
Commanders	4	11:05	J.Daniels 26 yd. run (J.Daniels-T.McLaurin pass) (8-81, 4:39)	13	27
Giants	4	07:20	I.Likely 17 yd. pass from J.Winston (D.Zvada kick) (9-75, 3:45)	20	27
Giants	4	01:43	M.Nabers 17 yd. pass from J.Winston (D.Zvada kick) (10-72, 3:13)	27	27

WEEK 6

MetLife Stadium



34-27



NEW ORLEANS SAINTS

PASSING	ATT	CP	YDS	SK/YD	TD	LG	INT	RTG
Tyler Shough	30	16	144	0/0	3	31t	0	99.9
TOTAL	**30**	**16**	**144**	**0/0**	**3**	**31T**	**0**	**99.9**

RUSHING	ATT	YDS	AVG	LG	TD
Kendre Miller	20	70	3.5	11	0
C.J. Donaldson	6	39	6.5	17	0
Alvin Kamara	7	34	4.9	15	0
Tyler Shough	5	32	6.4	25	1
TOTAL	**38**	**175**	**4.6**	**25**	**1**

RECEIVING	NO	YDS	AVG	LG	TD
Chris Olave	4	43	10.8	18t	1
Devaughn Vele	3	42	14.0	18	0
Alvin Kamara	2	35	17.5	31t	1
Oscar Delp	2	10	5.0	8	0
Bryce Lance	2	9	4.5	7	1
Kendre Miller	2	0	0.0	0	0
Barion Brown	1	5	5.0	5	0
TOTAL	**16**	**144**	**9.0**	**31T**	**3**

TOP DEFENSE	TOT	SOLO	AST	SCK	YDS	INT
Pete Werner	11	5	6	1.0	1.0	0
Martin Emerson Jr.	7	7	0	0.0	0.0	2
Quincy Riley	6	6	0	0.0	0.0	0

FIELD GOALS	FGM/FGA	PERCENT	RESULTS
Daniel Carlson	2-3	66.7	55WL, 58G, 51G
TOTAL	**2-3**	**66.7**	

NEW YORK GIANTS

PASSING	ATT	CP	YDS	SK/YD	TD	LG	INT	RTG
J.J. McCarthy	21	11	243	1/8	1	49	1	90.0
Jameis Winston	26	14	152	4/10	1	24	2	52.1
TOTAL	**47**	**25**	**395**	**5/18**	**2**	**49**	**3**	**69.0**

RUSHING	ATT	YDS	AVG	LG	TD
J.J. McCarthy	2	26	13.0	28	0
Darnell Mooney	1	20	20.0	20	0
Tyrone Tracy Jr.	6	18	3.0	5t	1
Devin Singletary	4	14	3.5	9	0
Jameis Winston	3	4	1.3	3	0
Najee Harris	4	2	0.5	4	0
TOTAL	**20**	**84**	**4.2**	**28**	**1**

RECEIVING	NO	YDS	AVG	LG	TD
Malik Nabers	12	165	13.8	46	0
Isaiah Likely	6	99	16.5	24t	1
Charlie Jones	2	66	33.0	49	0
Tyrone Tracy Jr.	2	27	13.5	17t	1
Malachi Fields	2	19	9.5	11	0
Devin Singletary	1	19	19.0	19	0
TOTAL	**25**	**395**	**15.8**	**49**	**2**

TOP DEFENSE	TOT	SOLO	AST	SCK	YDS	INT
Jevón Holland	9	6	3	0.0	0.0	0
Tremaine Edmunds	9	5	4	0.0	0.0	0
DJ Reader	6	5	1	0.0	0.0	0

FIELD GOALS	FGM/FGA	PERCENT	RESULTS
Dominic Zvada	2-2	100.0	34G, 41G
TOTAL	**2-2**	**100.0**	

SCORING DRIVES

TEAM	QTR	TIME	SCORING PLAY	NO	NYG
Giants	1	05:14	T.Tracy 17 yd. pass from J.Winston (D.Zvada kick) (12-93, 6:44)	0	7
Giants	2	02:27	D.Zvada 34 yd. Field Goal (10-39, 4:24)	0	10
Saints	2	01:18	D.Carlson 58 yd. Field Goal (7-16, 1:09)	3	10
Saints	2	00:01	B.Lance 2 yd. pass from T.Shough (D.Carlson kick) (5-28, 1:10)	10	10
Saints	3	12:21	A.Kamara 31 yd. pass from T.Shough (D.Carlson kick) (5-79, 2:39)	17	10
Saints	3	05:43	T.Shough 1 yd. run (D.Carlson kick) (9-52, 4:49)	24	10
Saints	3	01:12	D.Carlson 51 yd. Field Goal (6-30, 3:04)	27	10
Saints	4	11:31	C.Olave 18 yd. pass from T.Shough (D.Carlson kick) (2-21, 0:48)	34	10
Giants	4	07:00	T.Tracy 5 yd. run (J.McCarthy-I.Likely pass) (6-52, 2:31)	34	18
Giants	4	05:06	I.Likely 24 yd. pass from J.McCarthy (pass failed) (3-73, 0:48)	34	24
Giants	4	02:04	D.Zvada 41 yd. Field Goal (7-69, 1:55)	34	27

WEEK 7

Reliant Stadium



27-21



NEW YORK GIANTS

PASSING	ATT	CP	YDS	SK/YD	TD	LG	INT	RTG
J.J. McCarthy	28	20	252	3/20	0	47	0	99.1
TOTAL	**28**	**20**	**252**	**3/20**	**0**	**47**	**0**	**99.1**

RUSHING	ATT	YDS	AVG	LG	TD
Cam Skattebo	17	124	7.3	42	1
Devin Singletary	5	41	8.2	30t	1
Tyrone Tracy Jr.	6	15	2.5	7	1
Jameis Winston	4	4	1.0	2	1
Darnell Mooney	1	3	3.0	3	0
J.J. McCarthy	1	1	1.0	1	0
TOTAL	**34**	**188**	**5.5**	**42**	**4**

RECEIVING	NO	YDS	AVG	LG	TD
Malik Nabers	7	111	15.9	42	0
Malachi Fields	4	83	20.8	47	0
Devin Singletary	3	14	4.7	9	0
Isaiah Likely	2	12	6.0	8	0
Thomas Fidone II	1	29	29.0	29	0
Darnell Mooney	1	4	4.0	4	0
Tyrone Tracy Jr.	1	2	2.0	2	0
Cam Skattebo	1	-3	-3.0	-3	0
TOTAL	**20**	**252**	**12.6**	**47**	**0**

TOP DEFENSE	TOT	SOLO	AST	SCK	YDS	INT
Micah McFadden	10	10	0	0.0	0.0	0
Arvell Reese	7	5	2	0.5	0.0	0
Ar'Darius Washington	7	5	2	0.0	0.0	0

FIELD GOALS	FGM/FGA	PERCENT	RESULTS
Dominic Zvada	0-2	0.0	56WR, 44WR
TOTAL	**0-2**	**0.0**	

HOUSTON TEXANS

PASSING	ATT	CP	YDS	SK/YD	TD	LG	INT	RTG
C.J. Stroud	28	17	153	1/0	2	43	0	99.3
TOTAL	**28**	**17**	**153**	**1/0**	**2**	**43**	**0**	**99.3**

RUSHING	ATT	YDS	AVG	LG	TD
Woody Marks	19	66	3.5	11	0
Xavier Hutchinson	2	12	6.0	10	0
C.J. Stroud	2	4	2.0	2	0
Tank Dell	1	2	2.0	2	0
Cade Stover	1	0	0.0	0	0
TOTAL	**25**	**84**	**3.4**	**11**	**0**

RECEIVING	NO	YDS	AVG	LG	TD
Dalton Schultz	5	45	9.0	17	0
Xavier Hutchinson	3	17	5.7	12	1
Nico Collins	2	6	3.0	4	0
Jaylin Noel	2	-3	-1.5	1	0
Tank Dell	1	43	43.0	43	0
Kayshon Boutte	1	25	25.0	25	0
Woody Marks	1	15	15.0	15	0
Marvin Harrison Jr.	1	6	6.0	6t	1
Cade Stover	1	-1	-1.0	-1	0
TOTAL	**17**	**153**	**9.0**	**43**	**2**

TOP DEFENSE	TOT	SOLO	AST	SCK	YDS	INT
M.J. Stewart	12	5	7	0.5	5.0	0
Henry To'oTo'o	10	3	7	0.5	5.0	0
Azeez Al-Shaair	9	2	7	0.0	0.0	0

FIELD GOALS	FGM/FGA	PERCENT	RESULTS
Ka'imi Fairbairn	2-2	100.0	58G, 57G
TOTAL	**2-2**	**100.0**	

SCORING DRIVES

TEAM	QTR	TIME	SCORING PLAY	NYG	HOU
Texans	1	11:40	K.Fairbairn 58 yd. Field Goal (6-25, 3:20)	0	3
Giants	1	06:26	T.Tracy 2 yd. run (D.Zvada kick) (9-66, 5:14)	7	3
Texans	2	09:03	K.Fairbairn 57 yd. Field Goal (7-39, 3:36)	7	6
Giants	2	03:32	J.Winston 1 yd. run (D.Zvada kick) (9-78, 5:31)	14	6
Texans	2	00:34	M.Harrison 6 yd. pass from C.Stroud (C.Stroud-C.Stover pass) (8-90, 2:58)	14	14
Giants	4	08:55	C.Skattebo 16 yd. run (D.Zvada kick) (14-80, 8:18)	21	14
Texans	4	00:52	X.Hutchinson 3 yd. pass from C.Stroud (K.Fairbairn kick) (9-48, 4:14)	21	21
Giants	OT	07:25	D.Singletary 30 yd. run (3-81, 1:29)	27	21



RECORD BOOK

GIANTS SINCE 1925 NEW YORK FOOTBALL GIANTS BIG BLUE G-MEN

GIANTS

TOP TENS

TOP TEN RUSHERS (BASED ON RUSHING YARDAGE)

Player	Years	Attempts	Yards	Avg	Lg	TD
1. Tiki Barber	1997-06	2,217	10,449	4.7	95t	55
2. Rodney Hampton	1990-97	1,824	6,897	3.8	63t	49
3. Joe Morris	1982-89	1,318	5,296	4.0	65t	48
4. Saquon Barkley	2018-23	1,201	5,211	4.3	78	35
5. Brandon Jacobs	2005-11, 13	1,136	5,087	4.5	73	60
6. Alex Webster	1955-64	1,196	4,638	3.9	71	39
7. Ahmad Bradshaw	2007-12	921	4,232	4.6	88	32
8. Ron Johnson	1970-75	1,066	3,836	3.6	68	33
9. Frank Gifford	1952-60, 62-64	840	3,609	4.3	79	34
10. Doug Kotar	1974-81	900	3,380	3.8	53	20

TOP TEN PASSERS (BASED ON PASSING YARDAGE)

Player	Year	Att.	Comp.	Yards	Pct.	TDs	Ints
1. Eli Manning	2004-19	8,119	4,895	57,023	60.3	366	244
2. Phil Simms	1979-93	4,647	2,576	33,462	55.4	199	157
3. Charlie Conerly	1948-61	2,833	1,418	19,488	50.0	173	167
4. Kerry Collins	1999-03	2,473	1,447	16,875	58.5	81	70
5. Daniel Jones	2019-24	2,241	1,437	14,582	64.1	70	47
6. Fran Tarkenton	1967-71	1,898	1,051	13,905	55.4	103	72
7. Y.A. Tittle	1961-64	1,308	731	10,439	55.9	96	68
8. Dave Brown	1992-97	1,391	766	8,806	55.1	40	49
9. Scott Brunner	1980-83	986	482	6,121	48.9	28	48
10. Craig Morton	1974-76	884	461	5,734	52.1	29	49

TOP TEN RECEIVERS (BASED ON NUMBER OF RECEPTIONS)

Player	Years	No.	Yards	Avg	Lg	TD
1. Amani Toomer	1996-08	668	9,497	14.2	82	54
2. Tiki Barber	1997-06	586	5,183	8.8	87	12
3. Joe Morrison	1959-72	395	4,993	12.6	70	47
4. Odell Beckham, Jr.	2014-18, 26	390	5,476	14.0	87t	44
5. Sterling Shepard	2016-23	372	4,095	11.2	77	23
6. Jeremy Shockey	2002-07	371	4,228	11.4	59	27
7. Ike Hilliard	1997-04	368	4,630	12.6	59	27
8. Frank Gifford	1952-60, 62-64	367	5,434	14.8	77	43
9. Chris Calloway	1992-98	334	4,710	14.1	68	27
10. Bob Tucker	1970-77	327	4,376	13.4	63	22

TOP TEN SCORERS (BASED ON TOTAL POINTS)

Player	Years	Tot	Rush	Rec	Ret	2pt.	FGs	PATs	Total Pts.
1. Pete Gogolak	1966-74	0	0	0	0		126	268	646
2. Lawrence Tynes	2007-12	0	0	0	0		122	220	586
3. Brad Daluiso	1993-00	0	0	0	0		123	157	526
4. Frank Gifford	1952-64	78	34	43	1		2	10	484
5. Joe Danelo	1976-82	0	0	0	0		104	170	482
6. Graham Gano	2020-25	0	0	0	0	0	118	102	456
7. Tiki Barber	1997-06	68	55	12	1	4	0	0	416
8. Josh Brown	2013-16	0	0	0	0		88	128	392
9. Joe Morrison	1959-72	65	18	47	0		0	0	390
10. Brandon Jacobs	2005-11, 2013	64	60	4	0	1	0	0	386

TOP TEN INTERCEPTORS (BASED ON NUMBER OF INTERCEPTIONS)

Player	Years	No	Ret. Yds	Avg	TD
1. Emlen Tunnell	1949-58	74	1,240	16.8	4
2. Jim Patton	1955-66	52	712	13.7	2
3. Carl Lockhart	1965-75	41	475	11.6	3
4. Willie Williams	1965, 67-73	35	462	13.2	0
5. Dick Lynch	1959-66	35	568	16.2	4
6. Tom Landry	1950-55	31	360	11.6	3
7. Terry Kinard	1983-89	27	574	21.3	2
8. Terry Jackson	1978-83	24	282	11.8	2
9. Phillippi Sparks	1992-99	22	163	7.4	0
10. Corey Webster	2005-13	20	226	11.3	1
Frank Reagan	1941, 46-48	20	376	18.8	0
Howard Livingston	1944-47	20	375	18.8	1

TOP TEN PUNT RETURNERS (BASED ON RETURN YARDS)

Player	Years	No	FC	Yds.	Avg.	Long	TD
1. David Meggett	1989-94	202	80	2,230	11.0	76t	6
2. Emlen Tunnell	1948-58	261	NA	2,206	8.5	81	5
3. Phil McConkey	1984-88	213	84	1,708	8.0	37	0
4. Tiki Barber	1997-01	122	45	1,177	9.6	85t	1
5. Amani Toomer	1996-01	109	52	1,060	9.7	81t	3
6. Leon Bright	1981-83	106	0	852	8.0	55	0
7. Chad Morton	2005-06	76	29	721	9.5	58	1
8. Domenik Hixon	2007-12	49	33	565	11.5	79t	1
9. Dwayne Harris	2015-16	70	26	559	8.0	80t	1
10. Bob Hammond	1976-79	60	14	512	8.5	68t	1

TOP TEN KICKOFF RETURNERS (BASED ON RETURN YARDAGE)

Player	Years	No	Yds	Avg	Long	TD
1. Clarence Childs	1964-67	126	3,163	25.1	100	2
2. David Meggett	1989-94	146	2,989	20.5	92t	1
3. Willie Ponder	2003-05	71	1,872	26.4	95t	2
4. Ahmad Bradshaw	2007-12	77	1,788	23.2	68	0
5. Rocky Thompson	1971-73	65	1,768	27.2	93	2
6. David Wilson	2012-13	66	1,755	26.6	97t	1
7. David Patten	1997-99	84	1,724	20.5	90t	1
8. Domenik Hixon	2007-12	68	1,692	24.9	83	1
9. Joe Scott	1948-53	54	1,467	27.2	NA	1
10. Ron Dixon	2000-02	67	1,364	20.4	44	0

TOP TEN SACK LEADERS (OFFICIAL STATISTIC ONLY SINCE 1982)

Player	Years	Sacks
1. Michael Strahan	1993-07	141.5
2. Lawrence Taylor*	1981-93	132.5
3. Leonard Marshall	1983-92	79.5
4. Osi Umenyiora	2003-12	75.0
5. Keith Hamilton	1992-03	63.0
6. Justin Tuck	2005-13	60.5
7. Jason Pierre-Paul	2010-17	58.5
8. George Martin**	1975-88	46.0
9. Mathias Kiwanuka	2006-13	38.5
10. Carl Banks	1984-92	36.0

*Taylor had 9.5 sacks as a rookie in 1981, the year before they became an official statistic.
**Martin had 50.0 sacks from 1975-81

SERVICE

MOST SEASONS, ACTIVE PLAYER
16 Eli Manning (2004-19)
15 Michael Strahan (1993-07)
Phil Simms (1979-93)
Mel Hein (1931-45)
14 George Martin (1975-88)
Joe Morrison (1959-72)
Charlie Conerly (1948-61)
13 Zak DeOssie (2007-19)
Amani Toomer (1996-08)
Howard Cross (1989-01)
Lawrence Taylor (1981-93)
Harry Carson (1976-88)
Greg Larson (1961-73)
Jim Katcavage (1956-68)
Rosie Brown (1953-65)

MOST GAMES PLAYED, CAREER
236 Eli Manning (2004-19)
216 Michael Strahan (1993-07)
207 Howard Cross (1989-01)
201 George Martin (1975-88)
199 Zak DeOssie (2007-19)
190 Amani Toomer (1996-08)
184 Lawrence Taylor (1981-93)
Joe Morrison (1959-72)
179 Greg Larson (1961-73)
173 Greg Larson (1961-73)
173 Harry Carson (1976-88)

MOST SEASONS, HEAD COACH
23 Steve Owen (1931-53)
12 Tom Coughlin (2004-15)
8 Bill Parcells (1983-90)
Allie Sherman (1961-68)
7 Jim Fassel (1997-03)
Jim Lee Howell (1954-60)

SCORING

MOST SEASONS LEADING LEAGUE
1 Jay Feely (2005)(kickers only)
Don Chandler (1963)
Gene Roberts (1949) tied
Ken Strong (1933) tied

MOST POINTS, CAREER
646 Pete Gogolak (1966-74) (268-pat, 126-fg)
586 Lawrence Tynes (2007-12) (220-pat, 122-fg)
526 Brad Daluiso (1993-00) (157-pat, 123-fg)
484 Frank Gifford (1950-60, 62-64) (78-td, 10-pat, 2-fg)
482 Joe Danelo (1976-92) (170-pat, 104-fg)

MOST POINTS, SEASON
148 Jay Feely 2005 (43-pat, 35-fg)
145 Lawrence Tynes 2012 (46-pat, 33-fg)
143 John Carney 2008 (38-pat, 35-fg)
134 Josh Brown 2015 (44-pat, 30-fg)
127 Aldrick Rosas 2018 (31-pat, 32-fg)
Ali Haji-Sheikh 1983 (22-pat, 35-fg)
126 Lawrence Tynes 2009 (45-pat, 27-fg)
Joe Morris 1985 (21-tds)
119 Graham Gano 2022 (32-pat, 29-fg)

MOST POINTS, ROOKIE SEASON
127 Ali Haji-Sheikh 1983 (22-pat, 35-fg)
108 Matt Bryant 2002 (30-pat, 26-fg)
92 Saquon Barkley 2018 (15 touchdowns, 11 rushing, 4 receiving)

MOST POINTS, GAME

24	Rodney Hampton, vs. New Orleans	Sept. 24, 1995
	Earnest Gray, at St. Louis	Sept. 7, 1980
	Ron Johnson, at Philadelphia	Oct. 2, 1972
20	Joe Danelo, at Seattle	Oct. 18, 1981

MOST CONSECUTIVE GAMES SCORING
61 Lawrence Tynes (2009-12)
Pete Gogolak (1969-73)
57 Ben Agajanian (1949, 54-57)
47 Raul Allegre (1986-91)
44 Brad Daluiso (1996-2002)

TOUCHDOWNS

MOST SEASONS LEADING LEAGUE
2 Bill Paschal (1943 tied, 1944 tied)
1 Joe Morris (1985)
Homer Jones (1967)
Gene Roberts (1949)

MOST TOUCHDOWNS, CAREER
78 Frank Gifford (1952-60, 62-64)
68 Tiki Barber (1997-06)
65 Joe Morrison (1959-72)
64 Brandon Jacobs (2005-11, 13)
58 Amani Toomer (1996-2008)

MOST TOUCHDOWNS, SEASON
21 Joe Morris (1985)
17 Gene Roberts (1949)
15 Saquon Barkley (2018)
Brandon Jacobs (2008)
Tiki Barber (2004)
Joe Morris (1986)
14 Rodney Hampton (1992)
Ottis Anderson (1989)
Joe Morris (1986)
Ron Johnson (1972)
Homer Jones (1967)

MOST TOUCHDOWNS, GAME

4	Rodney Hampton, vs. New Orleans	Sept. 24, 1995
	Earnest Gray, at St. Louis	Sept. 7, 1980
	Ron Johnson, at Philadelphia	Oct. 2, 1972
3	By many players, Last: **Cam Skattebo, vs. Philadelphia**	**Oct. 9, 2025**

MOST CONSECUTIVE GAMES SCORING TOUCHDOWNS
10 Frank Gifford (1957-58)
7 Tiki Barber (2004)
Kyle Rote (1959-60)
Bill Paschal (1944)
6 Five times, most recently Andre Brown (2012-13)

POINTS AFTER TOUCHDOWN

MOST SEASONS LEADING LEAGUE
1 Don Chandler (1963)
Pat Summerall (1961)
Ward Cuff (1938)

MOST POINTS AFTER TOUCHDOWN ATTEMPTED, CAREER
277 Pete Gogolak (1966-74)
220 Lawrence Tynes (2007-12)
176 Joe Danelo (1976-82)
159 Ben Agajanian (1949, 54-57)
Brad Daluiso (19993-00)

MOST POINTS AFTER TOUCHDOWN ATTEMPTED, SEASON
56 Don Chandler (1963)
48 Don Chandler (1962)
46 Lawrence Tynes (2012)
Pat Summerall (1961)
45 Josh Brown (2015)

MOST POINTS AFTER TOUCHDOWN, CAREER
268 Pete Gogolak (1966-74)
220 Lawrence Tynes (2007-12)
170 Joe Danelo (1976-82)
157 Brad Daluiso (1993-00)
Ben Agajanian (1949, 54-57)

MOST POINTS AFTER TOUCHDOWN, SEASON
52 Don Chandler (1963)
47 Don Chandler (1962)
46 Lawrence Tynes (2012)
Pat Summerall (1961)
45 Lawrence Tynes (2009)

MOST POINTS AFTER TOUCHDOWN, GAME

8	Pete Gogolak, vs. Philadelphia	Nov. 26, 1972
7	on 8 occasions, most recently by Josh Brown, at New Orleans	Nov. 1, 2015

MOST CONSECUTIVE POINTS AFTER TOUCHDOWN
204 Lawrence Tynes (2007-2012)
133 Pete Gogolak (1967-72)
126 Pat Summerall (1958-61)
85 Brad Daluiso (1993-00)
82 Josh Brown (2013-15)

MOST POINTS AFTER TOUCHDOWN (NO MISSES), SEASON

46	Lawrence Tynes (2012)	
	Pat Summerall (1961)	
45	Lawrence Tynes (2009)	
44	Josh Brown (2014)	
43	Lawrence Tynes (2010)	
	Lawrence Tynes (2011)	
	Jay Feely (2005)	

FIELD GOALS

MOST SEASONS LEADING LEAGUE

3	Ward Cuff (1938, tied, 1939, 1943, tied)	
1	Ali Haji-Sheikh (1983)	
	Pat Summerall (1959)	
	Ken Strong (1944)	

MOST FIELD GOALS ATTEMPTED, CAREER

219	Pete Gogolak (1966-74)	
176	Joe Danelo (1976-82)	
160	Brad Daluiso (1993-00)	
146	Lawrence Tynes (2007-12)	
135	Graham Gano (2020-25)	

MOST FIELD GOALS ATTEMPTED, SEASON

42	Jay Feely (2005)	
	Ali Haji-Sheikh (1983)	
41	Pete Gogolak (1970)	
39	Lawrence Tynes (2012)	
38	John Carney (2008)	
	Joe Danelo (1981)	

MOST FIELD GOALS ATTEMPTED, GAME

6	on six occasions, most recently by Jay Feely, vs. Washington	Oct. 30, 2005

MOST FIELD GOALS, CAREER

126	Pete Gogolak (1966-74)	
123	Brad Daluiso (1993-00)	
122	Lawrence Tynes (2007-12)	
118	Graham Gano (2020-25)	
104	Joe Danelo (1976-82)	

MOST FIELD GOALS, SEASON

35	John Carney (2008)	
	Jay Feely (2005)	
	Ali Haji-Sheikh (1983)	
33	Lawrence Tynes (2012)	
32	Aldrick Rosas (2018)	

MOST FIELD GOALS, GAME

6	Joe Danelo, at Seattle	Oct. 18, 1981
5	11 times, most recently Greg Joseph, vs. Dallas	Sept. 26, 2024

MOST CONSECUTIVE GAMES KICKING FIELD GOALS

26	Lawrence Tynes (2011-12)	
18	Joe Danelo (1977-79)	
16	Lawrence Tynes (2009)	
15	Jay Feely (2005)	
	Raul Allegre (1987-89)	
	Ali Haji-Sheikh (1983)	

MOST CONSECUTIVE SUCCESSFUL FIELD GOAL ATTEMPTS

37	Graham Gano (2020-21)	
29	Josh Brown (2014-15)	
20	Aldrick Rosas (2018-2019)	
17	Josh Brown (2013)	
16	Lawrence Tynes (2010)	
14	Ali Haji-Sheikh (1983)	
	Brad Daluiso (1996)	
	John Carney (2008)	

LONGEST FIELD GOALS (IN YARDS)

57	Graham Gano, at San Francisco	Sept. 21, 2023
	Graham Gano, at Dallas	Nov. 24, 2022
	Aldrick Rosas, vs. Chicago Bears	Dec. 2, 2018
56	Graham Gano, vs. Carolina	Sept. 18, 2022
	Ali Haji-Sheikh, at Detroit	Nov. 7, 1983
	Ali Haji-Sheikh, vs. Green Bay	Sept. 26, 1983
55	Six times, most recently Graham Gano, at Washington	Sept. 7, 2025

HIGHEST FIELD GOAL PERCENTAGE, CAREER (50 ATTEMPTS)

91.7	Josh Brown 88-96 (2013-16)
87.4	Graham Gano 118-135 (2020-25)
84.1	Jay Feely 58-69 (2005-06)
83.6	Lawrence Tynes 122-146 (2007-12)
82.4	Aldrick Rosas 61-74 (2017-19)

HIGHEST FIELD GOAL PERCENTAGE, SEASON (14 ATTEMPTS)

97.0	Aldrick Rosas 32-33 (2018)
96.9	Graham Gano 31-32 (2020)
93.8	Josh Brown 30-32 (2015)
92.3	Josh Brown 24-26 (2014)
92.1	John Carney 35-38 (2008)

MOST FIELD GOALS MADE, 50 OR MORE YARDS, CAREER

26	Graham Gano (2020-25)
9	Joe Danelo (1976-82)
8	Josh Brown (2013-15)
7	Aldrick Rosas (2017-2018)
6	Brad Daluiso (1993-00)

MOST FIELD GOALS, 50 OR MORE YARDS, SEASON

8	Graham Gano (2022)
7	Graham Gano (2021)
5	**Dominic Zvada (2026)**
	Graham Gano (2020)
4	Aldrick Rosas (2018)
	Josh Brown (2014)

SAFETIES

MOST SAFETIES, SEASON

1	by many players, Last: Leonard Williams vs. Carolina	Oct. 24, 2021

MOST SAFETIES, GAME

1	by many players, Last: Leonard Williams vs. Carolina	Oct. 24, 2021

MOST SAFETIES, CAREER

3	Jim Katcavage (1956-68)
2	Leonard Marshall (1983-92)

RUSHING

MOST SEASONS LEADING LEAGUE

2	Bill Pascal (1943-44)
1	Eddie Price (1951)
	Tuffy Leemans (1936)

ATTEMPTS

MOST ATTEMPTS, CAREER

2,217	Tiki Barber (1997-06)
1,824	Rodney Hampton (1990-97)
1,318	Joe Morris (1982-89)
1,201	Saquon Barkley (2018-23)
1,196	Alex Webster (1955-64)

MOST ATTEMPTS, SEASON

357	Tiki Barber (2005)
341	Joe Morris (1986)
327	Rodney Hampton (1994)
	Tiki Barber (2006)
325	Ottis Anderson (1989)

MOST ATTEMPTS, GAME

43	Butch Woolfolk, at Philadelphia	Nov. 20, 1983
41	Rodney Hampton, vs. Rams	Sept. 19, 1993
38	Joe Montgomery, vs. New York Jets	Dec. 5, 1999
	Harry Newman, vs. Green Bay	Nov. 11, 1934
36	Saquon Barkley, vs. Jets	Oct. 29, 2023
	Joe Morris, vs. Pittsburgh	Dec. 21, 1985
	Ron Johnson, at Philadelphia	Oct. 2, 1972
35	Saquon Barkley, vs. Houston	Nov. 13, 2022

RUSHING YARDS

MOST YARDS GAINED, CAREER

10,449	Tiki Barber (1997-06)
6,897	Rodney Hampton (1990-97)
5,296	Joe Morris (1982-89)
5,211	Saquon Barkley (2018-23)
5,087	Brandon Jacobs (2005-11, 2013)
4,638	Alex Webster (1955-64)
4,232	Ahmad Bradshaw (2007-12)
3,836	Ron Johnson (1970-75)
3,609	Frank Gifford (1952-64)
3,380	Doug Kotar (1974-81)

MOST YARDS GAINED, SEASON

1,860	Tiki Barber (2005)
1,662	Tiki Barber (2006)
1,518	Tiki Barber (2004)

1,516	Joe Morris (1986)	
1,387	Tiki Barber (2002)	
1,336	Joe Morris (1985)	
1,312	Saquon Barkley (2022)	
1,307	Saquon Barkley (2018)	
1,235	Ahmad Bradshaw (2010)	
1,216	Tiki Barber (2003)	

MOST YARDS GAINED, ROOKIE SEASON

1,307	Saquon Barkley (2018)	
839	**Tyrone Tracy Jr. (2024)**	
830	Tuffy Leeman (1936)	
770	Ron Dayne (2000)	
721	Andre Williams (2014)	

MOST YARDS GAINED, GAME

234	Tiki Barber, at Washington	Dec. 30, 2006
220	Tiki Barber, vs. Kansas City	Dec. 17, 2005
218	Gene Roberts, vs. Chicago Cardinals	Nov. 12, 1950
215	Derrick Ward, vs. Carolina	Dec. 21, 200
206	Tiki Barber, vs. Washington	Oct. 30, 2005
203	Tiki Barber, at Oakland	Dec. 31, 2005
	Tiki Barber, vs. Philadelphia	Dec. 28, 2002
202	Joe Morris, vs. Pittsburgh	Dec. 21, 1985
200	Ahmad Bradshaw, vs. Cleveland	Oct. 7, 2012
189	Saquon Barkley, at Washington	Dec. 22, 2019

MOST GAMES 100 YARDS OR MORE RUSHING, CAREER

38	Tiki Barber (1997-06)
19	Joe Morris (1982-89)
17	Rodney Hampton (1990-97)
17	Saquon Barkley (2018-23)

MOST GAMES, 100 YARDS OR MORE RUSHING, SEASON

9	Tiki Barber (2004)
8	Tiki Barber (2005)
	Tiki Barber (2006)
	Joe Morris (1986)
7	Saquon Barkley (2018)

LONGEST RUN FROM SCRIMMAGE

95	Tiki Barber, at Oakland	Dec. 31, 2005
91	Hap Moran, vs. Green Bay	Nov. 23, 1930
88	Ahmad Bradshaw, at Buffalo	Dec. 23, 2007
80	Eddie Price, at Philadelphia	Dec. 9, 1951
80	Daniel Jones, at Philadelphia	Oct. 22, 2020
79	Frank Gifford, vs. Washington	Nov. 29, 1959
78	Tiki Barber, vs. Arizona	Sept. 3, 2000
78	Saquon Barkley, at Washington	Dec. 9, 2018
77	Bill Paschal, vs. Cleveland Rams	Nov. 4, 1945
	Ahmad Bradshaw, vs. Baltimore	Nov. 16, 2008

HIGHEST AVERAGE GAIN, CAREER (500 ATTEMPTS)

4.71	Tiki Barber, 1997-2006 (2,217-10,449)
4.60	Ahmad Bradshaw, 2007-2012 (921-4,232)
4.48	Brandon Jacobs, 2005-11, 2013 (1,136-5,087)
4.34	Saquon Barkley, 2018-23 (1,201-5,211)
4.30	Frank Gifford, 1952-60, 62-64 (840-3,609)

HIGHEST AVERAGE GAIN, SEASON (QUALIFIERS)

5.63	Derrick Ward 2008 (182-1,025)
5.60	Brandon Jacobs 2010 (147-823)
5.58	Eddie Price 1950 (126-703)
5.21	Tiki Barber 2005 (357-1,860)
	Tiki Barber 2001 (166-865)

HIGHEST AVERAGE GAIN, GAME (10 ATTEMPTS)

14.33	Derrick Ward, vs. Carolina (15-215)	Dec. 21, 2008
13.30	Frank Reagan, vs. Rams (10-133)	Dec. 1, 1946
12.23	Tuffy Leemans, vs. Green Bay (13-159)	Nov. 20, 1938
12.14	Saquon Barkley, at Washington (14-170)	Dec. 9, 2018
11.43	Ernie Koy, at Washington (14-160)	Oct. 1, 1967

TOUCHDOWNS

MOST RUSHING TOUCHDOWNS, CAREER

60	Brandon Jacobs (2005-11, 13)
55	Tiki Barber (1997-06)
49	Rodney Hampton (1990-97)
48	Joe Morris (1982-89)
39	Alex Webster (1955-64)

MOST RUSHING TOUCHDOWNS, SEASON

21	Joe Morris (1985)
15	Brandon Jacobs (2008)
14	Rodney Hampton (1992)
	Ottis Anderson (1989)
	Joe Morris (1986)

MOST RUSHING TOUCHDOWNS, GAME

4	Rodney Hampton, vs. New Orleans	Sept. 24, 1995
3	on 17 occasions, most recently by **Cam Skattebo, vs. Philadelphia**	**Oct. 9, 2025**

MOST CONSECUTIVE GAMES RUSHING FOR TOUCHDOWNS

7	Bill Paschal (1944)
6	Joe Morris (1985-86)
	Andre Brown (2012-13)
5	on six occasions, most recently by **Jaxson Dart (2025)**

ALL-PURPOSE YARDS

MOST ALL-PURPOSE YARDS, CAREER

17,359	Tiki Barber (1997-06)
10,924	Amani Toomer (1996-08)
9,862	Frank Gifford (1952-60, 1962-64)
8,750	Rodney Hampton (1990-97)
8,641	David Meggett (1989-94)
8,216	Joe Morrison (1959-72)
7,317	Alex Webster (1955-64)
7,311	Saquon Barkley (2018-23)
7,168	Ahmad Bradshaw (2007-12)
6,529	Joe Morris (1982-88)

MOST ALL-PURPOSE YARDS, SEASON

2,390	Tiki Barber (2005)
2,127	Tiki Barber (2006)
2,096	Tiki Barber (2004)
2,085	Tiki Barber (2000)
2,028	Saquon Barkley (2018)
1,989	Tiki Barber (2002)
1,925	David Wilson (2012)
1,782	Tiki Barber (2001)
1,749	Joe Morris (1986)
1,677	Tiki Barber (2003)

MOST ALL-PURPOSE YARDS, GAME

327	David Wilson, vs. New Orleans	Dec. 9, 2012
303	Domenik Hixon, at New Orleans	Oct. 28, 2009
289	Saquon Barkley, at Washington	Dec. 22, 2019
279	Joe Scott, vs. LA Rams	Nov. 14, 1948
276	Tiki Barber, vs. Philadelphia	Dec. 28, 2002
269	Domenik Hixon, at Arizona	Nov. 23, 2008
	Del Shofner, vs. Washington	Oct. 28, 1962
263	Tiki Barber, vs. Oakland	Dec. 31, 2005
258	Tiki Barber, at Washington	Dec. 30, 2006
252	Domenik Hixon, vs. Philadelphia	Dec. 13, 2009

PASSING

MOST SEASONS LEADING LEAGUE

2	Ed Danowski (1935,1938)
1	Phil Simms (NFC, 1990)
	Norm Snead (1972)
	Y.A. Tittle (1963)
	Charlie Conerly (1959)
	Harry Newman (1933)

ATTEMPTS

MOST PASSES ATTEMPTED, CAREER

8,119	Eli Manning (2004-19)
4,647	Phil Simms (1979-93)
2,833	Charlie Conerly (1948-61)
2,473	Kerry Collins (1999-03)
2,241	Daniel Jones (2019-24)
1,898	Fran Tarkenton (1967-71)

MOST PASSES ATTEMPTED, SEASON

618	Eli Manning (2015)
601	Eli Manning (2014)
598	Eli Manning (2016)
589	Eli Manning (2011)
576	Eli Manning (2018)
571	Eli Manning (2017)
568	Kerry Collins (2001)
557	Eli Manning (2005)
551	Eli Manning (2013)
545	Kerry Collins (2002)

MOST PASSES ATTEMPTED, GAME

63	Eli Manning, at Philadelphia	Dec. 22, 2016
62	Phil Simms, at Cincinnati	Oct. 13, 1985
59	Kerry Collins, at New England	Oct. 12, 2003
	Kerry Collins, vs. Green Bay	Jan. 6, 2002
57	Eli Manning, vs. Philadelphia	Dec. 17, 2017
54	**Jameis Winston, at Washington**	**Oct. 11, 2026**
	Eli Manning, vs. San Francisco	Oct. 11, 2015
53	Eli Manning, vs. Philadelphia	Dec. 28, 2014
	Eli Manning, vs. Washington	Dec. 16, 2007
	Eli Manning, at Seattle	Nov. 27, 2005
	Charlie Conerly, at Pittsburgh	Dec. 5, 1948

COMPLETIONS

MOST PASSES COMPLETED, CAREER

4,895	Eli Manning (2004-19)
2,576	Phil Simms (1979-93)
1,447	Kerry Collins (1999-2003)
1,437	Daniel Jones (2019-24)
1,418	Charlie Conerly (1948-61)

MOST PASSES COMPLETED, SEASON

387	Eli Manning (2015)
380	Eli Manning (2018)
379	Eli Manning (2014)
377	Eli Manning (2016)
359	Eli Manning (2011)

MOST PASSES COMPLETED, GAME

41	Eli Manning, vs. San Francisco	Oct. 11, 2015
40	Phil Simms, at Cincinnati	Oct. 13, 1985
38	Eli Manning, at Philadelphia	Dec. 22, 2016
37	Eli Manning, vs. Philadelphia	Dec. 17, 2017
36	Kerry Collins, vs. Green Bay	Jan. 6, 2002
36	Charlie Conerly, at Pittsbrugh	Dec. 5, 1948

MOST CONSECUTIVE PASSES COMPLETED

21	Eli Manning, at New Orleans, Nov. 28, 2011
15	Eli Manning, vs. San Francisco, Oct. 11, 2015
14	Eli Manning, at Houston, Sept. 23, 2018/vs. New Orleans, Sept. 30, 2018 (spanned 2 games)
13	Daniel Jones, at Dallas, Nov. 24, 2022/vs. Washington, Dec. 4, 2022 (spanned 2 games)
	Kerry Collins, at Philadelphia, Sept. 10, 2000/at Chicago, Sept. 17, 2000 (spanned 2 games)
	Phil Simms, at Cincinnati, Oct. 13, 1985

HIGHEST COMPLETION PERCENTAGE, CAREER (1,000 ATTEMPTS)

64.12	Daniel Jones (1,437-2,241, 2019-24)
60.29	Eli Manning (4,895-8,119, 2004-19)
58.51	Kerry Collins (1,447-2,473, 1999-03)
55.89	Y.A. Tittle (731-1,308, 1961-64)
55.43	Phil Simms (2,576-4,647, 1979-93)

HIGHEST COMPLETION PERCENTAGE, SEASON (QUALIFIERS)

67.16	Daniel Jones (317-472, 2022)
65.97	Eli Manning (380-576, 2018)
64.26	Daniel Jones (232-361, 2021)
63.72	**Jaxson Dart (216-339, 2025)**
63.34	Daniel Jones (216-341, 2024)

HIGHEST COMPLETION PERCENTAGE, GAME (20 ATTEMPTS)

87.10	Eli Manning, at Miami (27-31)	Dec. 14, 2015
86.20	Eli Manning, at Houston (25-29)	Sept. 23, 2018
84.61	Kerry Collins, at St. Louis (22-26)	Sept. 15, 2002
82.35	Jeff Hostetler, at Dallas (28-34)	Sept. 29, 1991
80.95	Daniel Jones, at Tennessee (17-21)	Sept. 11, 2022
	Tommy DeVito, vs. Green Bay (17-21)	Dec. 11, 2023
	Phil Simms, at Indianapolis (17-21)	Nov. 5, 1990
	Phil Simms, vs. St. Louis (17-21)	Oct. 25, 1987

PASSING YARDS

MOST PASSING YARDS, CAREER

57,023	Eli Manning (2004-19)
33,462	Phil Simms (1979-93)
19,488	Charlie Conerly (1948-61)
16,875	Kerry Collins (1999-03)
14,582	Daniel Jones (2019-24)

MOST PASSING YARDS, SEASON

4,933	Eli Manning (2011)
4,432	Eli Manning (2015)
4,410	Eli Manning (2014)
4,299	Eli Manning (2018)
4,073	Kerry Collins (2002)
4,044	Phil Simms (1984)
4,027	Eli Manning (2016)
4,021	Eli Manning (2009)
4,002	Eli Manning (2010)
3,948	Eli Manning (2012)

MOST PASSING YARDS, GAME

513	Phil Simms, at Cincinnati	Oct. 13, 1985
510	Eli Manning, vs. Tampa Bay	Sept. 16, 2012
505	Y.A. Tittle, vs. Washington	Oct. 28, 1962
450	Russell Wilson, at Dallas	Sept. 14, 2025
450	Eli Manning, at Dallas	Sept. 8, 2013
441	Eli Manning, vs. San Francisco	Oct. 11, 2015
434	Eli Manning, vs. Philadelphia	Dec. 17, 2017
432	Phil Simms, vs. Dallas	Oct. 6, 1985
429	Eli Manning, vs. Philadelphia	Dec. 28, 2014
420	Eli Manning, vs. Seattle	Oct. 9, 2011

MOST GAMES WITH 300+ PASSING YARDS, CAREER

51	Eli Manning (2004-19)
21	Phil Simms (1979-93)
17	Kerry Collins (1999-03)
9	Y.A. Tittle (1961-64)
9	Daniel Jones (2019-24)

MOST GAMES WITH 300+ PASSING YARDS, SEASON

8	Eli Manning (2011)
6	Eli Manning (2015)
5	Daniel Jones (2019)
	Eli Manning (2018)
	Eli Manning (2014)
	Kerry Collins (2001)

LONGEST PASS COMPLETION (IN YARDS)

99	Eli Manning (to Victor Cruz) at Jets	Dec. 24, 2011
98	Earl Morrall (to Homer Jones) at Pittsburgh	Sept. 11, 1966
94	Norm Snead (to Rich Houston) vs. Dallas	Sept. 24, 1972
92	Eli Manning (to Mario Manningham) at Washington	Jan. 2, 2011
89	Earl Morrall (to Homer Jones) vs. Philadelphia	Oct. 17, 1965
88	Frank Reagan (to George Franck) vs. Washington	Oct. 12, 1947
87	Eli Manning (to Odell Beckham Jr.) vs. New England	Nov. 15, 2015
	Kent Graham (to Tiki Barber) at Arizona	Dec. 6, 1998
85	Eli Manning (to Mario Manningham) at Green Bay	Dec. 26, 2010
84	Kerry Collins (to Amani Toomer) at Indianapolis	Dec. 22, 2002

TOUCHDOWNS

MOST TOUCHDOWN PASSES, CAREER

366	Eli Manning (2004-19)
199	Phil Simms (1979-93)
173	Charlie Conerly (1948-61)
103	Fran Tarkenton (1967-71)
96	Y.A. Tittle (1961-64)

MOST TOUCHDOWN PASSES, SEASON

36	Y.A. Tittle (1963)
35	Eli Manning (2015)
33	Y.A. Tittle (1962)
31	Eli Manning (2010)
30	Eli Manning (2014)

MOST TOUCHDOWN PASSES, GAME

7	Y.A. Tittle, vs. Washington	Oct. 28, 1962
6	Eli Manning, at New Orleans	Nov. 1, 2015
	Y.A. Tittle, vs. Dallas	Dec. 16, 1962
5	four times, most recently Daniel Jones, at Washington	Dec. 22, 2019

MOST CONSECUTIVE GAMES TOUCHDOWN PASSES

15	Y.A. Tittle (1962-64)
13	Daniel Jones (2019-2020)
12	Eli Manning (2008)
	Eli Manning (2004-05)
	Eli Manning (2005-06)
10	five times, most recently Eli Manning (2015-16)
	Eli Manning (2009)
	Phil Simms (1988-89)
	Phil Simms (1986-87)
	Charlie Conerly (1948-49)

PASSES INTERCEPTED

LOWEST PERCENTAGE PASSES HAD INTERCEPTED, CAREER (MIN. 1,000 ATT

2.1	Daniel Jones (47 int., 2,241 att.)
2.8	Kerry Collins (70 int., 2,473 att.)
3.0	Eli Manning (244 int., 8,119 att.)
3.4	Phil Simms (157 int., 4,647 att.)
3.5	Dave Brown (49 int., 1,391 att.)

LOWEST PERCENTAGE PASSES HAD INTERCEPTED, SEASON

1.1	Daniel Jones, 2022 (5 int., 472 att.)
1.3	Phil Simms, 1990 (4 int., 311 att.)
1.4	Kurt Warner, 2004 (4 int, 277 att.)
	Jeff Hostetler, 1991 (4 int., 285 att.)
1.5	**Jaxson Dart, 2025 (5 int., 339 att.)**

FEWEST PASSES HAD INTERCEPTED, GAME (MOST ATTEMPTS)

0	**Jameis Winston, at Washington (54 attempts)**	**Oct. 11, 2026**
	Eli Manning, vs. Indianapolis (52 attempts)	Nov. 3, 2014
	Scott Brunner, vs. St. Louis (51 attempts)	Dec. 26, 1982
	Phil Simms, at L.A. Rams (48 attempts)	Sept. 30, 1984
	Kerry Collins, vs. Seattle (47 attempts)	Dec. 23, 2001
	Dave Brown, vs. Balt. (46 attempts)	Sept. 14, 1997
	Fran Tarkenton, at Dallas (46 attempts)	Oct. 11, 1971
	Phil Simms, at Phoenix (45 attempts)	Nov. 13, 1988
	Eli Manning, vs. Miami (45 attempts)	Oct. 30, 2011
	Eli Manning, vs. Dallas (44 attempts)	Sept. 16, 2018
	Eli Manning, vs. New England (44 attempts)	Nov. 15, 2015

RECEIVING

RECEPTIONS

MOST SEASONS LEADING LEAGUE

1	Earnest Gray (1983)
	Bob Tucker (1971)
	Tod Goodwin (1935)

MOST RECEPTIONS, CAREER

668	Amani Toomer (1996-08)
586	Tiki Barber (1997-06)
395	Joe Morrison (1959-72)
390	Odell Beckham, Jr. (2014-18, 26)
372	Sterling Shepard (2016-23)
371	Jeremy Shockey (2002-07)
368	Ike Hilliard (1997-2004)
367	Frank Gifford (1952-60, 62-64)
334	Chris Calloway (1992-98)
327	Bob Tucker (1970-77)

MOST RECEPTIONS, SEASON

109	**Malik Nabers (2024)**
107	Steve Smith (2009)
101	Odell Beckham Jr. (2016)
96	Odell Beckham Jr. (2015)
93	Wan'Dale Robinson (2024)
92	Wan'Dale Robinson (2025)
91	Saquon Barkley (2018)
	Odell Beckham Jr. (2014)
86	Victor Cruz (2012)
82	Victor Cruz (2011)
	Amani Toomer (2002)

MOST RECEPTIONS, ROOKIE SEASON

109	**Malik Nabers (2024)**
91	Saquon Barkley (2018)
91	Odell Beckham Jr. (2016)
74	Jeremy Shockey (2002)
65	Sterling Shepard (2016)

MOST RECEPTIONS, GAME

14	Saquon Barkley, at Dallas	Sept. 16, 2018
13	Tiki Barber, at Dallas	Jan. 2, 2000
12	**Malik Nabers, vs. New Orleans**	**Oct. 18, 2026**
	Malik Nabers, vs. Dallas	**Sept. 26, 2024**
	Odell Beckham Jr., vs. Philadelphia	Dec. 28, 2014
	Odell Beckham Jr., vs. Washington	Dec. 14, 2014
	Hakeem Nicks, at Houston	Oct. 10, 2010
	Mark Bavaro, at Cincinnati	Oct. 13, 1985
	Jeremy Shockey, vs. Dallas	Nov. 11, 2007
	Amani Toomer, at Philadelphia	Sept. 17, 2006

MOST CONSECUTIVE GAMES, RECEPTIONS

98	Amani Toomer (1998-04)
88	Tiki Barber (1999-2004)
83	Jeremy Shockey (2002-07)
68	Ike Hilliard (1997-02)
64	Sterling Shepard (2016-23)
60	Evan Engram (2017-21)
59	Odell Beckham, Jr. (2014-18)
56	Plaxico Burress (2005-08)
55	Victor Cruz (2011-16)
53	Hakeem Nicks (2009-12)

RECEIVING YARDS

MOST RECEIVING YARDS GAINED, CAREER

9,497	Amani Toomer (1996-08)
5,476	Odell Beckham Jr. (2014-18, 26)
5,434	Frank Gifford (1952-60, 62-64)
5,183	Tiki Barber (1997-2006)
4,993	Joe Morrison (1959-72)
4,845	Homer Jones (1964-69)
4,797	Kyle Rote (1951-61)
4,710	Chris Calloway (1992-98)
4,676	Hakeem Nicks (2009-15)
4,630	Ike Hilliard (1997-2004)

MOST RECEIVING YARDS GAINED, SEASON

1,536	Victor Cruz (2011)
1,450	Odell Beckham Jr. (2015)
1,367	Odell Beckham Jr. (2016)
1,343	Amani Toomer (2002)
1,305	Odell Beckham Jr. (2014)
1,220	Steve Smith (2009)
1,214	Plaxico Burress (2005)
1,209	Homer Jones (1967)
1,204	**Malik Nabers (2024)**
1,192	Hakeem Nicks (2011)

MOST RECEIVING YARDS GAINED, GAME

269	Del Shofner, vs. Washington	Oct. 28, 1962
222	Odell Beckham Jr., vs. Baltimore	Oct. 16, 2016
212	Gene Roberts, at Green Bay	Nov. 13, 1949
204	Plaxico Burress, vs. St. Louis	Oct. 2, 2005
	Amani Toomer, vs. Indianapolis	Dec. 22, 2002
201	Gene Roberts, vs. Chicago	Oct. 23, 1949
199	Hakeem Nicks vs. Tampa Bay	Sept. 16, 2012
196	Homer Jones, at Washington	Oct. 1, 1967
193	Amani Toomer, vs. Jacksonville	Dec. 23, 2000
189	Kadarius Toney, at Dallas	Oct. 10, 2021

LONGEST RECEPTION (IN YARDS)

99	Victor Cruz (from Eli Manning) at Jets	Dec. 24, 2011
98	Homer Jones (from Earl Morrall) at Pittsburgh	Sept. 11, 1966
94	Rich Houston (from Noirm Snead) vs. Dallas	Sept. 24, 1972
92	Mario Manningham (from Eli Manning) at Green Bay	Dec. 26, 2010
89	Homer Jones (from Earl Morrall) vs. Philadelphia	Oct. 17, 1965
88	George Franck (from Frank Reagan) at Washington	Oct. 12, 1947
87	Odell Beckham Jr. (from Eli Manning) vs. New England	Nov. 15, 2015
	Tiki Barber (from Kent Graham) at Arizona	Dec. 6, 1998
85	Mario Manningham (from Eli Manning) at Washington	Jan. 2, 2011
84	Odell Beckham Jr. (from Eli Manning) at Miami	Dec. 14, 2015

HIGHEST YARDS PER RECEPTION, CAREER (200 MINIMUM)

*22.6	Homer Jones (214-4,845, 1964-69)
18.1	Del Shofner (239-4,315, 1961-67)
17.2	Aaron Thomas (247-4,253, 1962-70)
17.0	Lionel Manuel (232-3,941, 1984-90)
16.0	Kyle Rote (300-4,797, 1951-61)

*NFL Record

HIGHEST YARDS PER RECEPTION, SEASON (35 MINIMUM)

24.7	Homer Jones (49-1,209, 1967)
23.5	Homer Jones (45-1,057, 1968)
21.8	Homer Jones (48-1,044, 1966)
21.4	Del Shofner (53-1,133, 1962)
20.4	Frank Gifford (39-796, 1962)

HIGHEST YARDS PER RECEPTION, GAME (4 MINIMUM)

50.3	Gene Roberts, vs. Chicago Bears (4-201)	Oct. 23, 1949
49.0	Homer Jones, at Washington (4-196)	Oct. 1, 1967
37.5	Frank Liebel, vs. Detroit (4-150)	Nov. 18, 1945
36.5	Homer Jones, vs. Washington (4-146)	Oct. 16, 1966
36.3	Aaron Thomas, vs. Philadelphia (4-145)	Oct. 17, 1965

MOST GAMES 100 YARDS OR MORE RECEIVING, CAREER

24	Odell Beckham Jr. (2014-18, 26)
22	Amani Toomer (1996-2008)

18	Victor Cruz (2010-16)	
17	Homer Jones (1964-69)	
13	Hakeem Nicks (2009-13)	
	Del Shofner (1961-67)	

RECEIVING TOUCHDOWNS

MOST RECEIVING TOUCHDOWNS, CAREER

54	Amani Toomer (1996-08)	
48	Kyle Rote (1951-61)	
47	Joe Morrison (1959-71)	
44	Odell Beckham, Jr. (2014-18, 26)	
43	Frank Gifford (1952-60, 1962-64)	

MOST RECEIVING TOUCHDOWNS, SEASON

13	Odell Beckham Jr. (2015)	
	Homer Jones (1967)	
12	Odell Beckham Jr. (2014)	
	Plaxico Burress (2007)	
	Del Shofner (1962)	
11	Hakeem Nicks (2010)	
	Del Shofner (1961)	

MOST RECEIVING TOUCHDOWNS, GAME

4	Earnest Gray, at St. Louis	Sept. 7, 1980
3	on 23 occasions, most recently by Odell Beckham Jr., at New Orleans	Nov. 1, 2015

MOST CONSECUTIVE GAMES, TOUCHDOWN RECEPTIONS

7	Kyle Rote (1959-60)
6	Plaxico Burress (2007)
5	Eight times, most recently Odell Beckham Jr. (2015)

INTERCEPTIONS

MOST SEASONS LEADING LEAGUE

2	Dick Lynch (1961, 1963)

MOST INTERCEPTIONS BY, CAREER

74	Emlen Tunnell (1948-58)
52	Jimmy Patton (1955-66)
41	Carl Lockhart (1965-75)

MOST INTERCEPTIONS BY, SEASON

11	Jimmy Patton (1958)
	Otto Schellbacher (1951)
10	Willie Williams (1968)
	Emlen Tunnell (1949)
	Frank Reagan (1947)

MOST INTERCEPTIONS BY, GAME

3	on 18 occasions, most recently by Terry Kinard, vs. Dallas	Sept. 20, 1987

MOST CONSECUTIVE GAMES, INTERCEPTIONS BY

7	Tom Landry (1950-51)
6	Willie Williams (1968)
5	Carl Lockhart (1969-70)
	Emlen Tunnell (1954-55)

INTERCEPTION RETURN YARDS

MOST INTERCEPTION RETURN YARDS, CAREER

1,240	Emlen Tunnell (1948-58)	
712	Jimmy Patton (1955-66)	
574	Terry Kinard (1983-89)	
568	Dick Lynch (1959-66)	
475	Carl Lockhart (1965-75)	

MOST INTERCEPTION RETURN YARDS, SEASON

307	Stevie Brown (2012)	
251	Dick Lynch (1963)	
	Emlen Tunnell (1949)	
203	Frank Reagan (1947)	
195	Erich Barnes (1961)	

MOST INTERCEPTION RETURN YARDS, GAME

109	Ward Cuff, at Philadelphia	Sept. 13, 1941
104	George Cheverko, at Washington	Oct. 3, 1948
102	**Jason Pinnock, at Miami**	**Oct. 8, 2023**
102	Erich Barnes, at Dallas	Oct. 15, 1961
101	Henry Carr, at Washington	Nov. 13, 1966

LONGEST GAIN (IN YARDS)

102	**Jason Pinnock, at Miami (TD)**	**Oct. 8, 2023**
102	Erich Barnes, at Dallas (TD)	Oct. 15, 1961
101	Henry Carr, at Rams (TD)	Nov. 13, 1966
98	**Deonte Banks, vs. Cardinals (TD)**	**Oct. 4, 2026**
97	Lawrence Taylor, at Detroit (TD)	Nov. 25, 1982
96	Ward Cuff, vs. Washington (TD)	Dec. 4, 1938
	Kevin Dockery, at Dallas (TD)	Oct. 23, 2006

INTERCEPTIONS RETURNED FOR TOUCHDOWNS

MOST INTERCEPTIONS RETURNED FOR TOUCHDOWNS, CAREER

4	Jason Sehorn (1994-02)
	Dick Lynch (1959-66)
	Emlen Tunnell (1948-58)
3	George Martin (1975-86)
	Carl Lockhart (1965-72)
	Jerry Hillebrand (1963-66)
	Erich Barnes (1961-64)
	Tom Landry (1950-55)

MOST INTERCEPTIONS RETURNED FOR TOUCHDOWNS, SEASON

3	Dick Lynch (1963)
2	by nine players, mst recently by Alex Ogletree (2018)

MOST INTERCEPTIONS RETURNED FOR TOUCHDOWNS, GAME

1	by many players, Last: **Deonte Banks, vs. Arizona**	**Oct. 4, 2026**

MOST CONSECUTIVE GAMES WITH AN INTERCEPTION RETURNED FOR TOUCHDOWN

2	at Philadelphia, Sept. 22; vs. Washington, Sept. 29, 1968
	Dick Lynch, vs. Cleveland, Oct. 13; vs. Dallas, Oct. 20, 1963
	Tom Landry, at Cleveland, Oct. 28; vs. N.Y. Yanks, Nov. 4, 1951

PUNTING

MOST SEASONS LEADING LEAGUE

2	Sean Landeta (NFC, 1986, 1990)
	Dave Jennings (1979, 1980)
1	Don Chandler (1957)

MOST PUNTS, CAREER

931	Dave Jennings (1974-84)
526	Sean Landeta (1985-93)
525	Don Chandler (1956-64)
513	Jeff Feagles (2003-09)
380	Brad Maynard (1997-2000)

MOST PUNTS, SEASON

111	Brad Maynard (1997)
104	Dave Jennings (1979)
102	Mike Horan (1996)
101	Brad Maynard (1998)
100	Dave Jennings (1977)

MOST PUNTS, GAME

14	Carl Kinscherf, at Detroit	Nov. 7, 1943
13	Jamie Gillan, vs. Jets	Oct. 29, 2023
	Brad Maynard, at Washington	Nov. 23, 1997
12	Brad Maynard, at Tampa Bay	Sept. 12, 1999
11	on seven occasions, most recently by Matt Haack	Oct. 20, 1998

PUNTING YARDS

MOST PUNTING YARDS, CAREER

38,792	Dave Jennings (1974-84)
23,019	Don Chandler (1956-64)
22,806	Sean Landeta (1985-93)
21,161	Jeff Feagles (2003-09)
15,958	Brad Maynard (1997-2000)

MOST PUNTING YARDS, SEASON

4,566	Brad Maynard (1998)
4,531	Brad Maynard (1997)
4,445	Dave Jennings (1979)
4,372	Jamie Gillan (2023)
4,297	Brad Wing (2016)

MOST PUNTING YARDS, GAME

583	Carl Kinscherf, at Detroit (14 punts)	Nov. 7, 1943
549	Jamie Gillan, vs. Jets (13 punts)	Oct. 29, 2023
537	Brad Maynard, at Washington (13 punts)	Nov. 23, 1997
526	Brad Maynard, at Tampa (12 punts)	Sept. 12, 1999
517	Matt Haack, vs. Philadelphia (11 punts)	Oct. 20, 2024

LONGEST PUNT

90	Rodney Williams, at Denver	Sept. 10, 2001
78	**Jordan Stout, at Los Angeles Rams**	**Sept. 21, 2026**
74	**Jordan Stout, vs. Tennessee Titans**	**Sept. 27, 2026**
	Jamie Gillan, vs. New England	Nov. 26, 2023
	Don Chandler, at Dallas	Oct. 11, 1964
	Len Younce, vs. Chicago Bears	Nov. 14, 1943
73	Dave Jennings, vs. Houston	Dec. 5, 1982

72	Dave Jennings, vs. Dallas	Nov. 4, 1979
	Len Younce, at Brooklyn Tigers	Oct. 15, 1944
	Carl Kinscherf, at Philadelphia-Pittsburgh	Oct. 9, 1943

HIGHEST PUNTING AVERAGE, CAREER (150 PUNTS)

46.3	Steve Weatherford (311 punts, 2011-14)
45.5	Jamie Gillan (280 punts, 2022-25)
45.2	Riley Dixon (279 punts, 2018-21)
44.9	Brad Wing (264 punts, 2015-2017)
43.8	Don Chandler (525 punts, 1956-64)

HIGHEST PUNTING AVERAGE, SEASON (35 PUNTS)

47.5	Steve Weatherford (58 punts, 2012)
46.9	Steve Weatherford (91 punts, 2013)
46.8	Jamie Gillan (74 punts, 2022)
46.6	Don Chandler (55 punts, 1959)
46.2	Brad Wing (93 punts, 2016)

HIGHEST PUNTING AVERAGE, GAME (4 PUNTS)

55.4	Brad Maynard, at Tennessee (5 punts)	Oct. 1, 2000
55.3	Dave Jennings, vs. Houston (4 punts)	Dec. 5, 1982
55.1	Rodney Williams, at Denver (8 punts)	Sept. 10 2001
55.0	Steve Weatherford, vs. Dallas (4 punts)	Nov. 23, 2014
54.6	Jamie Gillan, vs. Chicago (5 punts)	Oct. 2, 2022
54.6	Steve Weatherford, vs. Dallas (5 punts)	Nov. 24, 2013

HIGHEST NET AVERAGE, CAREER (SINCE 1976)

40.6	Riley Dixon (2018-21)
40.5	Jamie Gillan (2020-25)
38.83	Brad Wing (2015-17)
38.80	Steve Weatherford (2011-14)
36.4	Mike Horan (1993-96)

HIGHEST NET AVERAGE, SEASON (SINCE 1976)

42.3	Jamie Gillan 2023 (95 punts)
42.0	Riley Dixon 2019 (69 punts)
41.8	Riley Dixon 2018 (71 punts)
40.9	Brad Wing 2016 (93 punts)
40.6	Jamie Gillan 2024 (56 punts)

PUNTS INSIDE THE 20

MOST PUNTS INSIDE THE 20, CAREER

178	Jeff Feagles (2003-09)
170	Dave Jennings (1974-84)
141	Sean Landeta (1985-93)
123	Brad Maynard (1997-2000)
105	Jamie Gillan (2022-25)

MOST PUNTS INSIDE THE 20, SEASON

35	Jamie Gillan, 2023
33	Brad Maynard, 1997
	Brad Maynard, 1998
	Brad Wing, 2015
32	Mike Horan, 1996

MOST PUNTS INSIDE THE 20, GAME

6	Brad Maynard, vs. Tampa Bay	Sept. 12, 1999
	Jeff Feagles, vs. Carolina	Dec. 10, 2006
5	Eight times, most recently Jamie Gillan, vs. Jets	Oct. 29, 2023

PUNT RETURNS

MOST PUNT RETURNS, CAREER

261	Emlen Tunnell (1948-58)
213	Phil McConkey (1984-88)
202	David Meggett (1989-94)

MOST PUNT RETURNS, SEASON

53	Phil McConkey (1985)
52	Leon Bright (1981)
47	Chad Morton (2005)
	Amani Toomer (1997)
46	David Meggett (1989)
	Phil McConkey (1984)

MOST PUNT RETURNS, GAME

9	Phil McConkey, vs. Philadelphia	Dec. 6, 1987
	Pete Shaw, at Philadelphia	Nov. 20, 1983
	Leon Bright, vs. Philadelphia	Dec. 11, 1982
8	on three occasions, most recently by Phil McConkey, at Dallas	Nov. 4, 1984
7	on six occasions, most recently by Sinorice Moss, vs. Oakland	Oct. 4, 2009

FAIR CATCHES

MOST FAIR CATCHES, CAREER

84	Phil McConkey (1984-88)
80	David Meggett (1989-94)
61	Carl Lockhart (1965-75)

MOST FAIR CATCHES, SEASON

25	Phil McConkey (1988)
24	Rueben Randle (2013)
22	Amani Toomer (1998)
20	Tiki Barber (2000)
	David Meggett (1993)

FEWEST FAIR CATCHES, SEASON

0	Leon Bright (17 returns, 1983)
	Leon Bright (37 returns, 1982)
	Leon Bright (52 returns, 1981)

MOST FAIR CATCHES, GAME

6	R.W. McQuarters, at Atlanta	Oct. 15, 2007
5	four times, most recently Rueben Randle, vs. Philadelphia	Dec. 28, 2014

PUNT RETURN YARDS

MOST PUNT RETURN YARDS, CAREER

2,230	David Meggett (1989-94)
2,214	Emlen Tunnell (1948-58)
1,708	Phil McConkey (1984-88)
1,181	Tiki Barber (1997-01)
1,060	Amani Toomer (1996-01)

MOST PUNT RETURNS YARDS, SEASON

582	David Meggett (1989)
506	Tiki Barber (1999)
489	Emlen Tunnell (1951)
467	David Meggett (1990)
455	Amani Toomer (1997)

MOST PUNT RETURN YARDS, GAME

147	Emlen Tunnell, vs. Chi. Cardinals	Oct. 14, 1951
143	Leon Bright, vs. Philadelphia	Dec. 11, 1982
123	Tiki Barber, vs. Dallas	Oct. 18, 1999
114	David Meggett, vs. Raiders	Dec. 24, 1989
113	Amani Toomer, vs. Buffalo	Sept. 1, 1996
112	Phil McConkey, vs. Philadelphia	Dec. 6, 1987
108	**Gunner Olszewski, vs. Rams**	**Dec. 31, 2023**
107	David Meggett, at New Orleans	Dec. 20, 1993
106	Emlen Tunnell, vs. Washington	Dec. 7, 1952
103	Phil McConkey, vs. Philadelphia	Sept. 8, 1985
	Rondy Colbert, vs. New Orleans	Dec. 14, 1975

LONGEST PUNT RETURN

95t	Al Youngblood, at Pottsville	Sept. 30, 1928
94t	**Gunner Olszewski, vs. Rams**	**Dec. 31, 2023**
87t	Amani Toomer, vs. Buffalo	Sept. 1, 1996
85t	Tiki Barber, vs. Dallas	Oct. 18, 1999
83	Eddie Dove, at Philadelphia	Sept. 29, 1963

HIGHEST AVERAGE PUNT RETURN, CAREER (30 RETURNS)

12.1	Ward Cuff (37 returns, 1941-45)
11.5	Domenik Hixon (49 returns, 2007-12)
11.0	David Meggett (202 returns, 1989-94)
10.4	**Gunner Olszewski (47 returns, 2023-Present)**
9.7	Amani Toomer (109 returns, 1996-01)

HIGHEST AVERAGE RETURN, SEASON (QUALIFIERS)

16.6	Amani Toomer (18 returns, 1996)
15.5	Merle Hapes (11 returns, 1942)
14.9	George Franck (13 returns, 1941)
14.4	Emlen Tunnell (34 returns, 1951)
13.7	Emlen Tunnell (30 returns, 1952)

HIGHEST AVERAGE RETURN, GAME (3 RETURNS)

36.8	Emlen Tunnell, vs. Chicago Cardinals (4 returns)	Oct. 14, 1951
35.3	Emlen Tunnell vs. Washington (3 returns)	Dec. 7, 1952
32.7	David Meggett vs. Seattle (3 returns)	Nov. 19, 1989
31.7	Domenik Hixon vs. Dallas (3 returns)	Dec. 6, 2009
31.0	Emlen Tunnell vs. Washington (3 returns)	Oct. 7, 1951

PUNT RETURN TOUCHDOWNS

MOST TOUCHDOWNS, CAREER

6	David Meggett (1989-94)
5	Emlen Tunnell (1948-58)
3	Amani Toomer (1996-01)

MOST TOUCHDOWNS, SEASON

3	Emlen Tunnell (1951)	
2	Amani Toomer (1996)	
	David Meggett (1994)	

MOST TOUCHDOWNS, GAME

1	26 occasions, most recently by Gunner Olszewski vs. Rams (94 yards)	Dec. 31, 2023

KICKOFF RETURNS

MOST SEASONS LEADING LEAGUE

1	David Meggett (NFC, 1990)
	Joe Scott (1948)
	Clarence Childs (1964)

MOST KICKOFF RETURNS, CAREER

146	David Meggett (1989-94)
126	Clarence Childs (1964-67)
84	David Patten (1997-99)
77	Ahmad Bradshaw (2007-08)
71	Willie Ponder (2003-05)

MOST KICKOFF RETURNS, SEASON

57	David Wilson (2012)
	Domenik Hixon (2009)
55	Brian Mitchell (2003)
43	David Patten (1998)
41	Herschel Walker (1995)

MOST KICKOFF RETURNS, GAME

8	Domenik Hixon at Minnesota	Jan. 3, 2010
	Domenik Hixon vs. Philadelphia	Dec. 13, 2009
	Ahmad Bradshaw, vs. Minnesota	Nov. 25, 2007
	Willie Ponder, vs. Pittsburgh	Dec. 18, 2004
	Brian Mitchell, vs. Dallas	Sept. 15, 2003

KICKOFF RETURN YARDS

MOST KICKOFF RETURN YARDS, CAREER

3,163	Clarence Childs (1964-67)
2,989	David Meggett (1989-94)
1,872	Willie Ponder (2003-05)
1,788	Ahmad Bradshaw (2007-08)
1,768	Rocky Thompson (1971-73)
1,755	David Wilson (2012-13)
1,724	David Patten (1997-99)
1,692	Domenik Hixon (2007-09)
1,467	Joe Scott (1948-53)
1,364	Ron Dixon (2002

MOST KICKOFF RETURN YARDS, SEASON

1,533	David Wilson (2012)
1,291	Domenik Hixon (2009)
1,117	Brian Mitchell (2003)
987	Clarence Childs (1964)
967	Willie Ponder (2004)
947	Rocky Thompson (1971)
928	David Patten (1998)
921	Ahmad Bradshaw (2007)
905	Willie Ponder (2005)
881	Herschel Walker (1995)

MOST KICKOFF RETURN YARDS, GAME

259	Willie Ponder, vs. Pittsburgh	Dec. 18, 2004
230	Domenik Hixon, at New Orleans	Oct. 18, 2009
227	David Wilson, vs. New Orleans	Dec. 9, 2012
221	Domenik Hixon, vs. New England	Dec. 29, 2007
217	David Wilson, at Philadelphia	Sept. 30, 2012
207	Joe Scott, vs. Rams	Nov. 14, 1948
198	Rocky Thompson, at Detroit	Sept. 17, 1972
194	Brian Mitchell, vs. Dallas	Sept. 15, 2003
193	Ahmad Bradshaw, at Dallas	Sept. 9, 2007
191	Willie Ponder, vs. Arizona	Sept. 11, 2005

LONGEST KICKOFF RETURN

100	Ihmir Smith-Marsette, vs. Indianapolis	Dec. 29, 2024
	Dwayne Harris, vs. Dallas	Oct. 25, 2015
	Clarence Childs, vs. Minnesota	Dec. 6, 1964
	Emlen Tunnell, vs. N.Y. Yanks	Nov. 4, 1951
99	Joe Scott, vs. Rams	Nov. 14, 1948

HIGHEST AVERAGE KICKOFF RETURN, CAREER (40 RETURNS)

27.2	Rocky Thompson (65 returns, 1971-73)
	Joe Scott (54 returns, 1948-53)
26.6	David Wilson (66 returns, 2012-13)
26.4	Willie Ponder (71 returns, 2003-05)
	Emlen Tunnell (46 returns, 1948-58)

HIGHEST AVERAGE KICKOFF RETURN, SEASON (QUALIFIERS)

31.6	John Salscheider (15 returns, 1949)
30.2	John Counts (26 returns, 1962)
29.0	Clarence Childs (34 returns, 1964)
28.7	Dwayne Harris (22 returns, 2015-16)
29.0	Clarence Childs (34 returns, 1964)

HIGHEST AVERAGE KICKOFF RETURN, GAME (3 RETURNS)

56.8	David Wilson, vs. New Orleans (4 returns)	Dec. 9, 2012
51.8	Joe Scott, vs. Rams (4 returns)	Nov. 14, 1948
50.3	Ronnie Blye, at Pittsburgh (3 returns)	Sept. 15, 1968
49.7	Dwayne Harris, vs. Dallas (3 returns)	Oct. 25, 2015
49.5	Rocky Thompson, at Detroit (4 returns)	Sept. 17, 1972

TOUCHDOWNS

MOST KICKOFF RETURN TOUCHDOWNS, CAREER

2	Willie Ponder (2003-05)
	Rocky Thompson (1971-73)
	Clarence Childs (1964-67)

MOST KICKOFF RETURN TOUCHDOWNS, SEASON

1	By many players, see next record

MOST KICKOFF RETURN TOUCHDOWNS, GAME

1	24 occasions, most recently by Deonte Banks at Las Vegas	Dec. 28, 2025

FUMBLES

MOST FUMBLES, CAREER

125	Eli Manning (2004-19)
93	Phil Simms (1979-93)
61	Kerry Collins (1999-03)
54	Charlie Conerly (1948-61)
53	Tiki Barber (1997-2006)

MOST FUMBLES, SEASON

23	Kerry Collins (2001)
18	Daniel Jones (2019)
16	Phil Simms (1985)
13	Eli Manning (2009)
	Eli Manning (2007)

MOST FUMBLES, GAME

5	Eli Manning at Buffalo	Dec. 23, 2007
	Charlie Conerly, vs. San Francisco	Dec. 1, 1957
4	Mike Glennon, at Chicago	Jan. 2, 2022
	Y.A. Tittle, at Philadelphia	Sept. 13, 1964

FUMBLE RECOVERIES

MOST OWN FUMBLES RECOVERED, CAREER

28	Phil Simms (1979-93)
26	Charlie Conerly (1948-61)
25	Tiki Barber (1997-2006)
	Eli Manning (2004-19)
17	Kerry Collins (1999-2003)

MOST OWN FUMBLES RECOVERED, SEASON

7	Kerry Collins (2001)
6	Tiki Barber (2001)
	Jeff Hostetler (1991)
5	by 11 players, most recently Eli Manning (2017)

MOST OWN FUMBLES RECOVERED, GAME

3	Eli Manning, at Buffalo	Dec. 23, 2007
	Tiki Barber, vs. Philadelphia	Oct. 29, 2000
	Jeff Hostetler, vs. Phoenix	Oct. 21, 1990

MOST OPPONENT FUMBLES RECOVERED, CAREER

19	Jim Katcavage (1956-68)
15	Michael Strahan (1993-2007)
	George Martin (1975-88)
14	Harry Carson (1976-88)
13	Osi Umenyiora (2003-10)
	Keith Hamilton (1992-2002)
	Cliff Livingston (1954-61)

MOST OPPONENT FUMBLES RECOVERED, SEASON

5	Justin Tuck (2010)	
	Ernie Jones (1978)	
	Ray Poole (1950)	
4	**by nine players, most recently by Micah McFadden (2023)**	

MOST OPPONENT FUMBLES RECOVERED, GAME

2	by seven players, most recently by Trevin Wade, at Tampa Bay	Nov. 8, 2015

FUMBLE RETURNS

LONGEST FUMBLE RETURN

87	Keith Hamilton, at Kansas City	Sept. 10, 1995
81	Andy Headen, vs. Dallas (TD)	Sept. 9, 1984
76	John Karcis, vs. Philadelphia (TD)	Oct. 16, 1938
75	Osi Umenyiora, vs. San Francisco (TD)	Oct. 21, 2007
72	Wendell Harris, at Pittsburgh (TD)	Sept. 11, 1966
71	Roy Hilton, vs. Dallas (TD)	Oct. 27, 1974
70	Michael Boley, vs. Pittsburgh (TD)	Nov. 4, 2012
67	Fred Robbins vs. Washington	Dec. 30, 2006
	Horace Sherrod, vs. Washington	Dec. 7, 1952
65	Michael Boley, vs. St. Louis (TD)	Sept. 19, 2011
	Lindon Crow, vs. St. Louis (TD)	Oct. 30, 1960

MOST FUMBLE RETURN TOUCHDOWNS, CAREER

3	Osi Umenyiora (2003-12)
2	Trevin Wade (2015-16)
	Michael Boley (2009-12)
	Tito Wooten (1994-98)
	Kenny Holmes (2001-03)
	George Martin (1975-88)
	Sam Huff (1959-63)
	Tom Landry (1950-55)
	Al De Rogatis (1949-52)
	Doc Alexander (1925-27)

MOST FUMBLE RETURN TOUCHDOWNS, SEASON

2	George Martin, at Wash. Sept. 13, 1981 (8 yards) and at St. Louis, Dec. 13, 1981 (20 yards)

MOST FUMBLE RETURN TOUCHDOWNS, GAME

1	**by many players, Last:**	
	Tyler Nubin, vs. Minnesota	**Dec. 21, 2025**

SACKS

(ONLY SINCE 1982)

MOST SACKS, CAREER

141.5	Michael Strahan (1993-07)
132.5	Lawrence Taylor (1982-93)
79.5	Leonard Marshall (1983-92)
75.0	Osi Umenyiora (2003-12)
63.0	Keith Hamilton (1992-03)
60.5	Justin Tuck (2005-13)
58.5	Jason Pierre-Paul (2010-17)
46.0	George Martin (1975-88)
38.5	Mathias Kiwanuka (2006-14)
36.0	Carl Banks (1984-92)

MOST SACKS, SEASON

*22.5	Michael Strahan (2001)
20.5	Lawrence Taylor (1986)
18.5	Michael Strahan (2003)
16.5	**Brian Burns (2025)**
	Jason Pierre-Paul (2011)
15.5	Lawrence Taylor (1988)
	Leonard Marshall (1985)
15.0	Michael Strahan (1998)
	Lawrence Taylor (1989)
14.5	Osi Umenyiora (2005)

* Tied for NFL Record

MOST SACKS, GAME

6.0	Osi Umenyiora, vs. Philadelphia	Sept. 30, 2007
4.5	Pepper Johnson, at Tampa Bay	Nov. 24, 1991
4.0	Justin Tuck, at Washington	Dec. 1, 2013
	Michael Strahan, at St. Louis	Oct. 14, 2001
	Lawrence Taylor, vs. Philadelphia	Oct. 12, 1986
	Lawrence Taylor, vs. Tampa Bay	Sept. 23, 1984
3.5	Michael Strahan, at Philadelphia	Dec. 30, 2001
	Leonard Marshall, vs. Philadelphia	Sept. 8, 1985
3.0	34 times, most recently Dexter Lawrence II, at Seattle	Oct. 6, 2024

SCORING

OFFENSE

MOST POINTS

62	vs. Philadelphia	Nov. 26, 1972
56	vs. Philadelphia	Oct. 15, 1933
55	vs. Green Bay	Dec. 20, 1986
	at Baltimore	Nov. 19, 1950
53	vs. Washington	Nov. 5, 1961

MOST TOUCHDOWNS

8	vs. Philadelphia	Nov. 26, 1972
	at Baltimore	Nov. 19, 1950
	vs. Philadelphia	Oct. 15, 1933
7	at New Orleans	Nov. 1, 2015
	vs. New Orleans	Dec. 9, 2012
	vs. Green Bay	Dec. 20, 1986
	vs. St. Louis	Dec. 7, 1969
	vs. Washington	Oct. 28, 1962
	vs. Washington	Nov. 5, 1961
	vs. N.Y. Yanks	Dec. 3, 1951
	vs. Chi. Cardinals	Nov. 12, 1950
	at Green Bay	Nov. 21, 1948
	vs. Cleveland	Nov. 16, 1941

MOST POINT AFTER TOUCHDOWN

8	vs. Philadelphia	Nov. 26, 1972
	vs. Philadelphia	Oct. 15, 1933
7	at New Orleans	Nov. 2, 2015
	vs. New Orleans	Dec. 9, 2012
	vs. Green Bay	Dec. 20, 1986
	vs. St. Louis	Dec. 7, 1969
	vs. Washington	Oct. 28, 1962
	vs. Washington	Nov. 5, 1961
	at Baltimore	Nov. 19, 1950
	at Green Bay	Nov. 21, 1948
	vs. Cleveland Rams	Nov. 16, 1941

MOST FIELD GOALS ATTEMPTED

6	vs. Washington	Oct. 30, 2005
	at Minnesota	Nov. 16, 1986
	at Washington	Dec. 17, 1983
	at Seattle	Oct. 18, 1981
	at Philadelphia	Nov. 25, 1973
	vs. Philadelphia	Nov. 14, 1954

MOST FIELD GOALS

6	at Seattle	Oct. 18, 1981
5	vs. Dallas	Sept. 26, 2024
	at Washington	Sept. 16, 2021
	at Tennessee	Dec. 7, 2014
	at Philadelphia	Oct. 27, 2013
	at Dallas	Oct. 28, 2012
	at Carolina	Sept. 20, 2012
	vs. Washington	Oct. 30, 2005
	at Cincinnati	Dec. 26, 2004
	at Minnesota	Nov. 16, 1986
	vs. Tampa Bay	Nov. 3, 1985
	at Washington	Dec. 17, 1983

MOST SAFETIES

2	vs. Washington	Nov. 5, 1961
	at Pittsburgh	Sept. 17, 1950

DEFENSE

FEWEST POINTS ALLOWED

0	many times; Last: vs. Tampa Bay (24-0)	Sept. 27, 2009

MOST POINTS ALLOWED

72	at Washington	Nov. 27, 1966
63	at Pittsburgh	Nov. 30, 1952
	vs. Chi. Cardinals	Oct. 17, 1948

MOST TOUCHDOWNS ALLOWED

10	at Washington	Nov. 27, 1966
9	at Pittsburgh	Nov. 30, 1952
	vs. Chi. Cardinals	Oct. 17, 1948

MOST POINTS AFTER TOUCHDOWN, OPPONENT

9	vs. Washington	Nov. 27, 1966
	vs. Pittsburgh	Nov. 30, 1952
	vs. Chi. Cardinals	Oct. 17, 1948

MOST FIELD GOALS, OPPONENT

7	at Washington	Sept. 15, 2024
7	vs. Dallas	Sept. 15, 2003
5	five times, most recently at Philadelphia	Jan. 8, 2023

FIRST DOWNS

OFFENSE

MOST FIRST DOWNS

34	at Cincinnati	Oct. 13, 1985
33	vs. St. Louis	Dec. 7, 1969
32	vs. Philadelphia	Dec. 30, 2012
31	at Washington	Sept. 25, 2014
	vs. Tampa Bay	Sept. 16, 2012
	vs. New Orleans	Sept. 24, 1995
	at Pittsburgh	Dec. 5, 1948

FEWEST FIRST DOWNS

0	at Washington	Sept. 27, 1942
	at Green Bay	Oct. 1, 1933

MOST FIRST DOWNS RUSHING

19	at Baltimore	Nov. 19, 1950
18	at New Orleans	Oct. 27, 1985
	at Philadelphia	Dec. 15, 1956

MOST FIRST DOWNS PASSING

29	at Cincinnati	Oct. 13, 1985
23	vs. San Francisco	Oct. 11, 2015
22	vs. St. Louis	Dec. 7, 1969
	at Washington	Oct. 1, 1961
	at Pittsburgh	Dec. 5, 1948

MOST FIRST DOWNS BY PENALTY

10	vs. Denver	Sept. 15, 2013
8	vs. Baltimore	Dec. 15, 2024
7	at Denver	Oct. 19, 2025
6	six times, most recently vs. Seattle	Oct. 22, 2017

DEFENSE

FEWEST FIRST DOWNS ALLOWED

1	at Pittsburgh	Sept. 20, 1933
2	at Philadelphia	Oct. 3, 1937
	vs. Bklyn. Dodgers	Oct. 14, 1934

MOST FIRST DOWNS ALLOWED

38	at Rams	Nov. 13, 1966
35	at New Orleans	Nov. 1, 2015
32	at Dallas	Sept. 14, 2025
32	at Dallas	Nov. 12, 2023
32	vs. Dallas	Sept. 10, 1978
31	four times, most recently vs. Tampa Bay	Nov. 18, 2018

MOST FIRST DOWNS ALLOWED, RUSHING

19	at Seattle	Nov. 9, 2014
	at Buffalo	Nov. 26, 1978
	vs. Green Bay	Oct. 22, 1967
17	vs. St. Louis	Dec. 12, 1976

MOST FIRST DOWNS ALLOWED, PASSING

24	at New Orleans	Nov. 1, 2015
23	vs. Dallas	Dec. 6, 2009
	at San Diego	Oct. 19, 1980
22	vs. St. Louis	Oct. 2, 2005
21	six times, most recently vs. Jets	Dec. 6, 2015

NET YARDS

OFFENSE

MOST YARDS GAINED

609	vs. N.Y. Yanks	Dec. 3, 1950
604	vs. Tampa Bay	Sept. 16, 2012
602	vs. Washington	Oct. 28, 1962
568	vs. San Francisco	Nov. 17, 1963
552	at Washington	Dec. 22, 2019
549	vs. Chi. Cardinals	Nov. 12, 1950
535	vs. New Orleans	Oct. 8, 1967
526	vs. Cleveland	Dec. 6, 1959
525	vs. San Francisco	Oct. 11, 2015
524	vs. Green Bay	Jan. 6, 2002

DEFENSE

FEWEST YARDS ALLOWED

48	at Bklyn. Dodgers	Oct. 17,1943
62	at Pittsburgh	Sept. 20, 1933
66	vs. Pittsburgh	Dec. 8, 1935

MOST YARDS ALLOWED

682	vs. Chi. Bears	Nov.14, 1943
640	at Dallas	Nov. 12, 2023
608	at New Orleans	Nov. 2, 2015
577	at New Orleans	Nov. 28, 2011
572	at L.A. Rams	Nov. 13, 1966
567	at San Diego	Oct. 19, 1980

RUSHING

OFFENSE

MOST RUSHING ATTEMPTS

61	at Philadelphia	Oct. 3, 1937
60	at Philadelphia	Nov. 20, 1983
	vs. St. Louis	Dec. 4, 1977
59	vs. Philadelphia	Nov. 10, 1946
	vs. Green Bay	Nov. 11, 1934

MOST RUSHING YARDS

423	at Baltimore	Nov. 19, 1950
377	vs. N.Y. Yanks	Dec. 3, 1950
351	vs. Washington	Nov. 29, 1959
309	vs. Chi. Cardinals	Nov. 12, 1950
301	vs. Carolina	Dec. 21, 2008

MOST RUSHING TOUCHDOWNS

6	at Baltimore	Nov. 19, 1950
5	vs. New Orleans	Sept. 24, 1995
	at Chi. Cardinals	Sept. 28, 1958
	vs. Philadelphia	Oct. 15, 1933

DEFENSE

FEWEST RUSHING ATTEMPTS, OPPONENT

7	at Houston	Dec. 8, 1985
9	at Washington	Nov. 8, 2020
	at Philadelphia	Nov. 20, 1983
	at Philadelphia	Oct. 3, 1937
10	at Tampa Bay	Sept. 27, 2009
11	at Seattle	Oct. 6, 2024
	at Detroit	Nov. 18, 2007
	vs. Philadelphia	Oct. 29, 2000
	vs. Miami	Sept. 23, 1990
	at Dallas	Sept. 16, 1990
12	seven times, most recently at Philadelphia	Sept. 10, 2000

MOST RUSHING ATTEMPTS, OPPONENT

60	at Washington	Dec. 9, 1945
58	at Washington	Nov. 18, 1956
	at Philadelphia	Oct. 5, 1947

FEWEST RUSHING YARDS ALLOWED

-24	at Bklyn. Dodgers	Oct. 17, 1943
-1	vs. Chi. Cardinals	Oct. 18, 1953
6	at Cleveland	Nov. 6, 1960

MOST RUSHING YARDS ALLOWED

420	at Boston (Redskins)	Oct. 8, 1933
366	at Buffalo	Nov. 26, 1978
350	at Seattle	Nov. 9, 2014
341	at Detroit	Nov. 15, 1936

MOST RUSHING TOUCHDOWNS ALLOWED

5	at Seattle	Nov. 9, 2014
	at Buffalo	Nov. 26, 1978
	vs. Green Bay	Oct. 22, 1967

PASSING

OFFENSE

MOST PASSES ATTEMPTED

63	at Philadelphia	Dec. 22, 2016
62	at Cincinnati	Oct. 13, 1985
59	at New England	Oct. 12, 2003
	vs. Green Bay	Jan. 6, 2002
57	vs. Philadelphia	Dec. 17, 2017
54	at Washington	Oct. 11, 2026
	vs. San Francisco	Oct. 11, 2015
	vs. Philadelphia	Nov. 22, 1992
53	vs. Philadelphia	Dec. 28, 2014
	vs. Washington	Dec. 16, 2007
	at Seattle	Nov. 27, 2005
	vs. Dallas	Sept. 21, 1998
	at Pittsburgh	Dec. 5, 1948

MOST PASSES COMPLETED

41	vs. San Francisco	Oct. 11, 2015
40	at Cincinnati	Oct. 13, 1985
38	at Philadelphia	Dec. 22, 2016
37	vs. Philadelphia	Dec. 17, 2017
36	vs. Green Bay	Jan. 6, 2002
	at Pittsburgh	Dec. 5, 1948
35	at Philadelphia	Sept. 24, 2017
	at New England	Oct.12, 2003
34	vs. Tennessee	Sept. 26, 2010
33	five times, most recently at Washington	Oct. 11, 2026

MOST YARDS GAINED PASSING (NET)

510	vs. Tampa Bay	Sept. 16, 2012
505	vs. Washington	Oct. 28, 1962
443	at Cincinnati	Oct. 13, 1985
441	vs. San Francisco	Oct. 11, 2015
429	vs. Philadelphia	Dec. 17, 2017
	vs. Philadelphia	Dec. 28, 2014
428	at Dallas	Sept. 8, 2013
422	at Dallas	Sept. 14, 2025
403	vs. Dallas	Oct. 6, 1985
402	at New Orleans	Oct. 3, 2021

MOST PASSING TOUCHDOWNS

7	vs. Washington	Oct. 28, 1962
6	at New Orleans	Nov. 1, 2015
	vs. Dallas	Dec. 16, 1962

MOST PASSES HAD INTERCEPTED

7	at Pittsburgh	Nov. 30, 1952
5	on many occasions, most recently vs. San Francisco	Nov. 16, 2014

DEFENSE

FEWEST PASSES ATTEMPTED, OPPONENT

3	at Detroit	Sept. 23, 1934
4	vs. Bklyn. Dodgers	Dec. 7, 1941

MOST PASSES ATTEMPTED, OPPONENT

62	at Dallas	Oct. 28, 2012
	vs. St. Louis	Oct. 2, 2005
61	at Carolina	Dec. 10, 2006
60	at Washington	Nov. 23, 1997
59	at Jets	Dec. 24, 2011
	vs. Chi. Bears	Oct. 23, 1949

FEWEST COMPLETIONS ALLOWED

0	at Washington	Dec. 11, 1960
1	many games; Last: vs. Brooklyn	Dec. 6, 1942

MOST COMPLETIONS ALLOWED

41	vs. Dallas	Dec. 6, 2009
40	at New Orleans	Nov. 1, 2015
	vs. St. Louis	Oct. 2, 2005
38	at Dallas	Sept. 14, 2025
36	vs. Jets	Dec. 6, 2015
	at Dallas	Sept. 13, 2015
	at Dallas	Sept. 8, 2013
	at Dallas	Oct. 28, 2012

FEWEST PASSING YARDS ALLOWED (NET)

-13	at Philadelphia	Dec. 11, 1977
-6	at Washington	Dec. 11, 1960
0	at Chi. Cardinals	Nov. 22, 1959

MOST PASSING YARDS ALLOWED, NET

505	at New Orleans	Nov. 1, 2015
488	vs. Chi. Bears	Nov. 14, 1943
472	at Dallas	Nov. 12, 2023
460	at Philadelphia	Nov. 8, 1953
456	at San Diego	Oct. 19, 1980

MOST PASSING TOUCHDOWNS ALLOWED

7	at New Orleans	Nov. 1, 2015
	vs. Chi. Bears	Nov. 14, 1943
6	vs. Cleveland	Dec. 12, 1964

INTERCEPTIONS

MOST INTERCEPTIONS BY GIANTS

8	at N.Y. Yanks	Dec. 16, 1951
	at Green Bay	Nov. 21, 1948
7	vs. Washington	Dec. 8, 1963

MOST INTERCEPTION RETURN YARDS

144	at Philadelphia	Sept. 13, 1941
138	at Dallas	Oct. 15, 1961
137	at Washington	Oct. 29, 1995

MOST INTERCEPTIONS RETURNED FOR TOUCHDOWNS

2	at Buffalo	Dec. 23, 2007
	at Detroit	Oct. 27, 1996
	vs. Washington	Dec. 8, 1963
	vs. Washington	Dec. 4, 1938

SACKS

MOST SACKS (SINCE SACKS BECAME AN OFFICIAL STATISTIC IN 1963)

12	vs. Philadelphia	Sept. 30, 2007
11	vs. St. Louis	Nov. 1, 1964
10	vs. Chicago	Oct. 3, 2010
9	vs. Dallas	Oct. 20, 1963
	vs. St. Louis	Dec. 14, 1986
	vs. Philadelphia	Dec. 6, 1987
	vs. Philadelphia	Aug. 31, 1997

PUNTS

MOST PUNTS

15	at Chicago Bears	Nov. 17, 1935
14	at Detroit	Nov. 7, 1943
	at Brooklyn	Nov. 26, 1936
13	vs. Jets	Oct. 29, 2023
	at Washington	Nov. 23, 1997
	vs. Philadelphia	Nov. 24, 1935
	at Detroit	Sept. 23, 1934

MOST YARDS PUNTING

607	at Detroit	Sept. 23, 1934
602	at Brooklyn	Nov. 26, 1936
597	at Chicago Bears	Nov. 17,1935
583	at Detroit	Nov. 7, 1943
549	vs. Jets	Oct. 29, 2023

PUNT RETURNS

MOST PUNT RETURNS

9	at Philadelphia	Dec. 6, 1987
	at Philadelphia	Nov. 20, 1983
	vs. Philadelphia	Dec. 11, 1982
	at Philadelphia	Dec. 12, 1954
	vs. N.Y. Yanks	Dec. 3, 1950
8	at Washington	Jan. 1, 2017
	vs. L.A. Rams	Oct. 23, 2016
	at Dallas	Nov. 4, 1984
	at Washington	Sept. 13, 1981
	at St. Louis	Dec. 15, 1974
	vs. Green Bay	Nov. 1, 1959

MOST FAIR CATCHES

7	vs. Philadelphia	Dec. 28, 2014
6	at Atlanta	Oct. 15, 2007
	vs. Minnesota	Oct. 31, 1971
5	at Minnesota	Dec. 13, 2010
	at Dallas	Sept. 8, 1996
	vs. Philadelphia	Nov. 20, 1988

MOST PUNT RETURN YARDS GAINED

149	vs. Chi. Cardinals	Oct. 14, 1951
143	vs. Philadelphia	Dec. 11, 1982
123	vs. Dallas	Oct. 18, 1999
114	vs. Raiders	Dec. 24, 1989
113	vs. Buffalo	Sept. 1, 1996

KICKOFF RETURNS

MOST KICKOFF RETURNS

12	at Washington	Nov. 27, 1966
10	vs. Chi. Cardinals	Oct. 17, 1948
9	at Minnesota	Jan. 3, 2010
	at Dallas	Sept. 18, 1966
	at Pittsburgh	Nov. 30, 1952
8	six times, most recently at Minnesota	Dec. 27, 2015

MOST YARDS GAINED

287	vs. New Orleans	Dec. 9, 2012
274	at Washington	Nov. 27, 1966
263	vs. Rams	Nov. 14, 1948
259	vs. Pittsburgh	Dec. 18, 2004
236	at Cleveland	Dec. 4, 1966

FUMBLES

MOST FUMBLES

9	at Buffalo	Oct. 20, 1975
8	vs. San Francisco	Dec. 1, 1957
7	vs. Philadelphia	Dec. 28, 2002
	vs. Philadelphia	Oct. 18, 1964
	vs. Washington	Nov. 5, 1950

MOST OWN FUMBLES RECOVERED

6	at Buffalo	Oct. 20, 1975
5	vs. Dallas	Oct. 27, 1974
	vs. Philadelphia	Oct. 18, 1964
	vs. Washington	Nov. 5, 1950
	at Philadelphia	Nov. 3, 1946
	vs. Pittsburgh	Oct. 21, 1945

MOST OPPONENTS' FUMBLES RECOVERED

6	at Pittsburgh	Sept. 17, 1950
5	at Dallas	Oct. 11, 1971
4	many times, most recently vs. Washington	Dec. 5, 2010

PENALTIES

MOST PENALTIES

17	at Washington	Oct. 9, 1949
	vs. Boston Yankees	Nov. 28,1948
16	at Seattle	Nov. 27, 2005
15	four times, most recently at Washington	Sept. 21, 2003

MOST YARDS PENALIZED

177	at Washington	Oct. 9, 1949
175	vs. Boston	Oct. 19, 1947
160	at Dallas	Sept. 14, 2025
150	at Minnesota	Nov. 19, 2001
	at Detroit	Nov. 2, 1947

SCORING

OFFENSE

MOST POINTS
448 1963
429 2012
427 2008
422 2005
420 2015
402 2009
399 1985
398 1962
394 2011, 2010

FEWEST POINTS
79 1928
93 1932
115 1936

MOST TOUCHDOWNS
57 1963
49 1962, 1967
48 1985, 2010
47 1930, 2011, 2012, 2015
46 1961, 2009

FEWEST TOUCHDOWNS
12 1928
14 1932
15 1937
16 1925, 1936, 1940

MOST TOUCHDOWNS RUSHING
27 1930
24 1985
22 2025
21 1950, 2022
20 1992

FEWEST TOUCHDOWNS RUSHING
3 1932
4 1936, 1937, 1987, 1996

MOST TOUCHDOWNS PASSING
39 1963
36 2015
35 1962
33 1967
31 2010

FEWEST TOUCHDOWNS PASSING
0 1928
4 1926
5 1934

MOST TOUCHDOWNS ON RETURNS
10 1951
6 1944, 1947, 1948, 1949, 1961, 1963, 1996, 2007, 2015

MOST POINTS AFTER TOUCHDOWN
52 1963
47 1962, 2010
46 1961, 2012
45 1967, 1985, 2009

FEWEST POINTS AFTER TOUCHDOWN
4 1928
7 1932
8 1925

MOST FIELD GOAL ATTEMPTS
42 2005, 1983
41 1970
39 2012, 2008
38 1989, 1981

MOST FIELD GOALS
36 2008
35 2005, 1983
33 2012
32 2018

FEWEST FIELD GOALS
0 1932
1 1926, 1928, 1930, 1931, 1936, 1948

HIGHEST FIELD GOAL PERCENTAGE
97.0 2018
96.9 2020
95.5 2016
93.8 2015
92.3 2008, 2014

MOST SAFETIES
3 2008, 1927
2 1944, 1950, 1953, 1961, 1989, 1994, 1996, 2011

DEFENSE

FEWEST POINTS ALLOWED
20 1927
51 1926
67 1925
75 1944
79 1938

MOST POINTS ALLOWED
501 1966
451 2019
442 2015
439 2025
427 2009

FEWEST TOUCHDOWNS ALLOWED
3 1927
7 1926
8 1925
9 1938
11 1935, 1944

MOST TOUCHDOWNS ALLOWED
66 1966
55 1948, 1980
54 2009
53 2019
50 2015

MOST POINTS AFTER TOUCHDOWN ALLOWED
63 1966
52 1948
51 1980

MOST FIELD GOALS ALLOWED
37 2022
34 2016, 2021
32 2020, 2025
31 2015, 2018
29 1991, 1994, 2013, 2014, 2024

MOST SAFETIES BY OPPONENT
3 1984
2 1965, 2010

FIRST DOWNS

OFFENSE

MOST FIRST DOWNS
356 1985
352 2022
347 2025
338 2008
336 2014

MOST FIRST DOWNS RUSHING
150 2022
141 2025
138 1985
130 2008
127 1986, 1993

MOST FIRST DOWNS PASSING
218 2014
216 2011
208 2015, 2018
198 1984
197 1999

MOST FIRST DOWNS BY PENALTY
46 2015, 2025
38 2021
37 2012
36 1997
35 2007, 2014, 2019

DEFENSE

FEWEST FIRST DOWNS ALLOWED
104 1938
106 1937
116 1941

MOST FIRST DOWNS ALLOWED
370 2022
367 2015
365 2021
361 2025
353 2020

FEWEST FIRST DOWNS RUSHING ALLOWED
55 1982
58 1938
59 1937

MOST FIRST DOWNS RUSHING ALLOWED
156 1980
155 1978
138 2023

FEWEST FIRST DOWNS PASSING ALLOWED
41 1937
43 1938
47 1941

MOST FIRST DOWNS PASSING ALLOWED
236 2015
216 2021
215 2020
211 2019
210 2011

NET YARDS

OFFENSE

MOST YARDS GAINED
6,161 2011
6,085 2010
5,952 2015
5,884 1985
5,875 2014
5,856 2009
5,826 2002
5,787 2005
5,697 2018
5,695 2008

DEFENSE

FEWEST YARDS ALLOWED
2,029 1938
2,054 1935
2,169 1937
2,219 1940
2,290 1944

MOST YARDS ALLOWED
6,725 2015
6,149 2023
6,134 2012
6,112 2025
6,089 2022

RUSHING

OFFENSE

MOST RUSHING ATTEMPTS
581 1985
580 1978
567 1934
560 1993
558 1986

FEWEST RUSHING ATTEMPTS
244 1982
316 1945
362 1948, 2019
366 1947
380 1954, 1966

MOST RUSHING YARDS
2,519 2022
2,518 2008
2,451 1985
2,336 1950
2,304 1978

FEWEST RUSHING YARDS
769 1945
842 1982
1,049 1953
1,332 2013
1,404 1964

MOST RUSHING TOUCHDOWNS
27 1930
24 1985
22 2025
21 1950, 2022
20 1992

DEFENSE

FEWEST RUSHING ATTEMPTS, OPPONENT
301 1982
350 1986
359 2000
366 1943
379 1959

MOST RUSHING ATTEMPTS, OPPONENT
640 1978
618 1979
584 1980
560 1976
555 1975

FEWEST RUSHING YARDS ALLOWED
913 1951
977 1940
1,000 1944
1,006 1943
1,089 1935

MOST RUSHING YARDS ALLOWED
2,656 1978
2,507 1980
2,470 2025
2,452 1979
2,451 2022

FEWEST RUSHING TOUCHDOWNS ALLOWED
1 1927
2 1944
3 1926, 1938

MOST RUSHING TOUCHDOWNS ALLOWED
31 1980
25 1948, 1978
24 2023
23 1966
22 1968

PASSING

OFFENSE

MOST PASSING ATTEMPTS
623 2015
616 2003
608 2017
607 2014, 2019
602 1999

FEWEST PASSING ATTEMPTS
125 1944
148 1942
149 1934, 1943
187 1950

MOST PASSES COMPLETED
392 2015
383 2014
382 2018
377 2016
376 2019

373 2017
366 2024
359 2011
351 2021
350 1999

FEWEST PASSES COMPLETED
47 1944
63 1943
64 1934
67 1942
81 1950

HIGHEST COMPLETION PERCENTAGE
66.5 2022
65.5 2018
65.3 2023
63.1 2014
63.0 2016
62.9 2010, 2015
62.4 2009
62.1 2020
61.9 2019, 2024
61.6 2002

MOST PASSING YARDS GAINED (NET)
4,734 2011
4,347 2015
4,272 2014
4,047 2018
4,019 2009
3,951 2002
3,885 2010
3,879 2016
3,825 2012
3,731 2019

MOST TOUCHDOWN PASSES
39 1963
36 2015
35 1962
33 1967
31 2010
30 2014, 2019
29 2011
28 2009
27 1954, 1961

MOST PASSES HAD INTERCEPTED
34 1953
31 1966, 1983
30 1973
29 2013
27 1978

FEWEST PASSES HAD INTERCEPTED
5 1990
6 2022
8 1969, 1991
9 1982, 1993
10 1950, 1992, 2008, 2025

DEFENSE

FEWEST PASSING ATTEMPTS, OPPONENT
149 1963
182 1937
184 1934

MOST PASSING ATTEMPTS, OPPONENT
638 2015
630 2016
611 2021
601 2013
596 1997

FEWEST PASSES COMPLETED, OPPONENT
54 1934
60 1936
62 1933

MOST PASSES COMPLETED, OPPONENT
423 2015
402 2021
388 2020
371 2023
369 2016, 2019

FEWEST PASSING YARDS ALLOWED (NET)
744 1934
809 1933
914 1938

MOST PASSING YARDS ALLOWED (NET)
4,783 2015
4,225 2019
4,082 2011
4,068 2012
4,044 2018

FEWEST PASSING TOUCHDOWNS ALLOWED
2 1927
3 1939, 1944

MOST PASSING TOUCHDOWNS ALLOWED
36 1966
32 2017
31 2015
30 2019
28 1964, 2004, 2011

INTERCEPTIONS

MOST INTERCEPTIONS
41 1951
39 1948
35 1939
34 1963
33 1954, 1961

FEWEST INTERCEPTIONS
5 2024
6 2022
9 2025
10 2003, 2019
11 2002, 2020

MOST INTERCEPTION YARDS, RETURNS
569 1941
561 1948
549 1944
546 1963
542 1951

FEWEST INTERCEPTION YARDS, RETURNS
52 2024
62 1976
91 1974
93 2002
97 2022

MOST INTERCEPTION RETURNED FOR TOUCHDOWNS
5 1963
4 1951, 1961, 1997
3 1957, 1996, 1998, 2007, 2018, 2023

SACKS

MOST SACKS
68 1985
59 1986
55 1987
54 1997, 1998
53 2007

PUNTING

MOST PUNTS
112 1997
104 1979
102 1996
101 1998
100 1977

FEWEST PUNTS
47 1972
49 1960, 1982
50 1945, 1946
53 1966
54 1970

MOST YARDS PUNTING
4,566 1998
4,531 1997
4,445 1979
4,372 2023
4,297 2016

HIGHEST PUNTING AVERAGE
47.5 2012
46.9 2013
46.6 1959
46.2 2016
46.17 2022

HIGHEST NET PUNT AVERAGE (SINCE 1976)
42.3 2023
41.8 2018
41.1 2019
40.9 2016
40.3 2024

PUNT RETURNS

MOST PUNT RETURNS
64 1981
55 1953, 1983, 1984, 1987
53 1985
52 1954
50 1959

MOST PUNT RETURN YARDS GAINED
717 1941
675 1951
626 1938
582 1989
520 1999

HIGHEST PUNT RETURN AVERAGE
15.3 1941
14.1 1951
13.3 1943
12.7 1989
12.2 1952

KICKOFF RETURNS

MOST KICKOFF RETURNS
80 1966
75 2003
73 1994
71 1980, 1983, 2009
70 2006, 2025

MOST KICKOFF RETURN YARDS GAINED
1,942 2025
1,688 1964
1,658 2004
1,648 2012
1,616 1966

HIGHEST KICKOFF RETURN AVERAGE
28.3 2024
27.7 2025
27.4 1944
26.3 1953
26.2 2012

FUMBLES

MOST FUMBLES
49 1960
44 1964, 1975
41 2001
40 1961
39 1983

MOST OWN FUMBLES RECOVERED
28 2001
25 1975
23 1960
22 1981
21 1964, 1986, 1994

MOST OPPONENTS' FUMBLES RECOVERED
27 1950
26 1946
23 1980, 2010
22 1954
21 1961

PENALTIES

MOST PENALTIES
143 2005
128 2025
127 2003
124 1998
122 1979

MOST YARDS PENALIZED
1,115 2005
1,090 2003
1,075 2025
1,047 1979
1,020 1983

SERVICE

MOST GAMES, CAREER

15	Lawrence Taylor
12	Eli Manning
11	Carl Banks
	Leonard Marshall
	Bart Oates
	Gary Reasons
	William Roberts
	Amani Toomer
	Perry Williams
	Brandon Jacobs
	David Diehl
	Kareem McKenzie
	Chris Snee
10	Chase Blackburn
	Phil Simms
	Michael Strahan
	Justin Tuck
	Osi Umenyiora
	Corey Webster
	Zak DeOssie

SCORING

MOST POINTS, CAREER

59	Lawrence Tynes
52	Amani Toomer
36	Brad Daluiso
	Ken Strong
30	Brandon Jacobs
	Matt Bahr

MOST POINTS, GAME

18	Amani Toomer, at San Fran.	Jan. 5, 2003
17	Ken Strong, vs. Chi. Bears	Dec. 9, 1934
16	Brad Daluiso, vs. Minn.	Dec. 27, 1997

TOUCHDOWNS

MOST TOUCHDOWNS, CAREER

7	Amani Toomer
5	Brandon Jacobs
4	Joe Morris
	Ken Strong
	Hakeem Nicks
3	Plaxico Burress
	Ottis Anderson
	Mark Bavaro
	Frank Gifford

MOST TOUCHDOWNS, GAME

3	Amani Toomer, at San Fran.	Jan. 5, 2003
2	10 times, most recently Saquon Barkley, at Minnesota	Jan. 15, 2023

POINT AFTER TOUCHDOWNS

MOST EXTRA POINT ATTEMPTS, CAREER

20	Lawrence Tynes
15	Raul Allegre
9	Brad Daluiso, Ken Strong
6	Matt Bahr, Joe Danelo

MOST EXTRA POINT ATTEMPTS, GAME

7	Raul Allegre, vs. San Fran.	Jan. 4, 1987
6	Ben Agajanian, vs. Chicago	Dec. 30, 1956
5	Raul Allegre, vs. Denver	Jan. 25, 1987
	Brad Daluiso, vs. Minn.	Jan. 14, 2001
	Matt Bryant, at San Fran.	Jan. 5, 2003

MOST EXTRA POINTS MADE, CAREER

20	Lawrence Tynes
14	Raul Allegre
9	Brad Daluiso, Ken Strong
6	Matt Bahr, Joe Danelo

MOST EXTRA POINTS MADE, GAME

7	Raul Allegre, vs. San Fran.	Jan. 4, 1987
5	Ben Agajanian, vs. Chi.	Dec. 30, 1956
	Brad Daluiso, vs. Minnesota	Jan. 14, 2001
	Matt Bryant, at San Francisco	Jan. 5, 2003
4	Raul Allegre, vs. Denver	Jan. 25, 1987
	Matt Bahr, vs. Chicago	Jan. 13, 1991
	Lawrence Tynes, at Green Bay	Jan. 15, 2012
	Graham Gano, at Minnesota	Jan. 15, 2023

MOST TWO-POINT CONVERSIONS

None

FIELD GOALS

MOST FIELD GOAL ATTEMPTS, CAREER

17	Lawrence Tynes
10	Brad Daluiso
9	Matt Bahr
5	Ward Cuff
	Ali Haji-Sheikh
	Eric Schubert
	Pat Summerall

MOST FIELD GOAL ATTEMPTS, GAME

6	Matt Bahr, at San Francisco	Jan. 20, 1991
5	John Carney, vs. Philadelphia	Jan. 11, 2009
	Brad Daluiso, vs. Minnesota	Dec. 27, 1997
	Lawrence Tynes, at Green Bay	Jan. 20, 2008
4	Eric Schubert, vs. San Fran.	Dec. 29, 1985
	Lawrence Tynes, at Green Bay	Jan. 15, 2012

MOST FIELD GOALS MADE, CAREER

13	Lawrence Tynes
9	Brad Daluiso
8	Matt Bahr
5	Pat Summerall

MOST FIELD GOALS MADE, GAME

5	Matt Bahr, at San Francisco	Jan. 20, 1991
	Brad Daluiso, vs. Minn.	Dec. 27, 1997
3	Pat Summerall, at Baltimore	Dec. 27, 1959
	Ali Haji-Sheikh, at L.A.Rams	Dec. 23, 1984
	Lawrence Tynes, at Green Bay	Jan. 20, 2008
	John Carney, vs. Philadelphia	Jan. 11, 2009
	Lawrence Tynes, at Green Bay	Jan. 15, 2012

HIGHEST FIELD GOAL PCT., CAREER (MIN.: 5 FGA)

1.000	Pat Summerall (5-5)
.900	Brad Daluiso (9-10)
.889	Matt Bahr (8-9)

LONGEST FIELD GOAL

51	Brad Daluiso, vs. Minnesota	Dec. 27, 1997
48	Joe Danelo, at San Francisco	Jan. 3, 1982
47	Eric Schubert, vs. San Fran.	Dec. 29, 1985
	Raul Allegre, vs. Washington	Jan. 11, 1987
	Lawrence Tynes, at Green Bay	Jan. 20, 2008

SAFETIES

MOST SAFETIES

1	George Martin, vs. Denver	Jan. 25, 1987
	Team, vs. Philadelphia	Jan. 11, 2009
	Team, vs. New England	Feb. 5, 2012

RUSHING

ATTEMPTS

MOST RUSH ATTEMPTS, CAREER

140	Joe Morris
120	Brandon Jacobs
111	Ahmad Bradshaw
94	Tiki Barber
93	Ottis Anderson

MOST RUSH ATTEMPTS, GAME

33	Rob Carpenter, at Phil.	Dec. 27, 1981
	Rodney Hampton, vs. Minn.	Jan. 9, 1994
29	Joe Morris, vs. Washington	Jan. 11, 1987
28	Joe Morris, vs. San Fran.	Dec. 29, 1985

YARDS

MOST RUSH YARDS, CAREER

553	Joe Morris
480	Ahmad Bradshaw
461	Brandon Jacobs
375	Ottis Anderson
338	Tiki Barber

MOST RUSH YARDS, GAME

161	Rob Carpenter, at Phil.	Dec. 27, 1981
	Rodney Hampton, vs. Minn.	Jan. 9, 1994
159	Joe Morris, vs. San Francisco	Jan. 4, 1987
141	Joe Morris, vs. San Fran.	Dec. 29, 1985

LONGEST RUSH

51	Rodney Hampton, vs. Minn.	Jan. 9, 1994
45	Joe Morris, vs. San Francisco	Jan. 4, 1987
42	Ken Strong, vs. Chicago	Dec. 9, 1934

HIGHEST RUSH AVERAGE, CAREER (MIN.: 50 ATTEMPTS)

4.32	Ahmad Bradshaw (111-480)
4.03	Ottis Anderson (93-375)
3.95	Joe Morris (140-553)
3.88	Rodney Hampton (50-194)
3.84	Brandon Jacobs (120-461)

HIGHEST RUSH AVERAGE, GAME (MIN.: 10 ATTEMPTS)

6.63	Joe Morris, vs. San Fran. (24-159)	Jan. 4, 1987
6.57	Brandon Jacobs vs. Atlanta (14-92)	Jan. 8, 2012
6.33	Choo Choo Roberts, at Clev. (12-76)	Dec. 17, 1950
5.75	Tiki Barber, vs. Minn. (12-69)	Jan. 14, 2001

TOUCHDOWNS

MOST RUSH TOUCHDOWNS, CAREER

4	Joe Morris
	Brandon Jacobs
3	Ottis Anderson
2	Six Players

MOST RUSH TOUCHDOWNS, GAME

2	Ken Strong, vs. Chicago	Dec. 9, 1934
	Alex Webster, vs. Chicago	Dec. 30, 1956
	Joe Morris, vs. San Francisco	Jan. 4, 1987
	Rodney Hampton, vs. Minnesota	Jan. 9, 1994
	Saquon Barkley, at Minnesota	Jan. 15, 2023

PASSING

PASSING ATTEMPTS

MOST PASSING ATTEMPTS, CAREER

400	Eli Manning
279	Phil Simms
140	Kerry Collins
92	Charlie Conerly

MOST PASSING ATTEMPTS, GAME

58	Eli Manning, at San Fran.	Jan. 22, 2012
44	Eli Manning, at Green Bay	Jan. 8, 2017
	Phil Simms, at San Fran.	Dec. 29, 1984
43	Kerry Collins, at San Fran.	Jan. 5, 2003
41	Y.A. Tittle, vs. Green Bay	Dec. 30, 1962

COMPLETIONS

MOST PASSES COMPLETED, CAREER

242	Eli Manning
157	Phil Simms
84	Kerry Collins

MOST PASSES COMPLETED, GAME

32	Eli Manning, at San Fran.	Jan. 22, 2012
30	Eli Manning, vs. New England	Feb. 5, 2012
29	Kerry Collins, at San Fran.	Jan. 5, 2003
28	Kerry Collins, vs. Minn.	Jan. 14, 2001
25	Phil Simms, at San Francisco	Dec. 29, 1984

HIGHEST COMPLETION PERCENTAGE, CAREER (MIN.: 50 ATTEMPTS)

62.90	Daniel Jones (39-62)
60.50	Eli Manning (242-400)
60.00	Kerry Collins (84-140)
59.21	Jeff Hostetler (45-76)
56.27	Phil Simms (157-279)

HIGHEST COMPLETION PERCENTAGE, GAME (MIN.: 15 ATTEMPTS)

88.00	Phil Simms, vs. Denver (22-25)	Jan. 25, 1987
75.00	Eli Manning, vs. New England (40-40)	Feb. 5, 2012
74.07	Eli Manning, at Tampa (20-27)	Jan. 6, 2008
71.87	Eli Manning, vs. Atlanta (23-32)	Jan. 8, 2012
71.79	Kerry Collins, vs. Minn. (28-39)	Jan. 14, 2001

PASSING YARDS

MOST PASSING YARDS, CAREER

2,815	Eli Manning
1,679	Phil Simms
960	Kerry Collins
785	Charlie Conerly

MOST PASSING YARDS, GAME

381	Kerry Collins, vs. Minn.	Jan. 14, 2001
342	Kerry Collins, at San Fran.	Jan. 5, 2003
330	Eli Manning, at Green Bay	Jan. 15, 2012
316	Eli Manning, at San Fran.	Jan. 22, 2012
301	Daniel Jones, at Minn.	Jan. 15, 2023

PASSING TOUCHDOWNS

MOST PASSING TOUCHDOWNS, CAREER

18	Eli Manning
10	Phil Simms
9	Kerry Collins
6	Scott Brunner

MOST PASSING TOUCHDOWNS, GAME

5	Kerry Collins, vs. Minn.	Jan. 14, 2001
4	Phil Simms, vs. San Fran.	Jan. 4, 1987
	Kerry Collins, at San Fran.	Jan. 5, 2003
3	Scott Brunner, at Phil.	Dec. 27, 1981
	Scott Brunner, at San Fran.	Jan. 3, 1982
	Phil Simms, vs. Denver	Jan. 25, 1987
	Eli Manning, vs. Atlanta	Jan. 8, 2012
	Eli Manning, at Green Bay	Jan. 15, 2012

LONGEST PASS COMPLETION

72	Scott Brunner, at San Fran.	Jan. 3, 1982
	Eli Manning, vs. Atlanta	Jan. 8, 2012
67	Charlie Conerly, vs. Chicago	Dec. 30, 1956
66	Eli Manning, at Green Bay	Jan. 15, 2012
62	Charlie Conerly, vs. Baltimore	Dec. 28, 1958

HIGHEST PASS TD PCT., CAREER (MIN.: 50 ATTEMPTS)

11.76	Scott Brunner (6-51)
6.43	Kerry Collins (9-140)
4.50	Eli Manning (18-400)

INTERCEPTIONS

MOST PASSES HAD INTERCEPTED, CAREER

10	Y.A. Tittle
9	Eli Manning
8	Tuffy Leemans

MOST PASSES HAD INTERCEPTED, GAME

6	Frank Filchock, vs. Chicago	Dec. 15, 1946
5	Y.A. Tittle, at Chicago	Dec. 29, 1963
4	Arnie Herber, vs. Green Bay	Dec. 17, 1944
	Y.A. Tittle, at Green Bay	Dec. 31, 1961
	Kerry Collins, vs. Baltimore	Jan. 28, 2001

LOWEST PASS INT. PERCENTAGE, CAREER (MIN.: 50 ATTEMPTS)

0.00	Jeff Hostetler (0-76)
1.61	Daniel Jones (1-62)
2.15	Phil Simms (6-279)
2.25	Eli Manning (9-400)
4.35	Charlie Conerly (4-92)

RECEIVING

RECEPTIONS

MOST RECEPTIONS, CAREER

44	Amani Toomer
30	Mark Bavaro
28	Hakeem Nicks
25	Rob Carpenter
24	Tiki Barber

MOST RECEPTIONS, GAME

11	Plaxico Burress, at Green Bay	Jan. 20, 2008
10	Ike Hilliard, vs. Minnesota	Jan. 14, 2001
	Victor Cruz, at San Fran.	Jan. 22, 2012
	Hakeem Nicks, vs. New England	Feb. 12, 2012
9	Bob Schnelker, at Baltimore	Dec. 27, 1959

RECEIVING YARDS

MOST RECEIVING YARDS, CAREER

608	Amani Toomer
444	Hakeem Nicks
366	Mark Bavaro
310	Plaxico Burress
284	Bob Schnelker

MOST RECEIVING YARDS, GAME

175	Bob Schnelker, at Baltimore	Dec. 27, 1959
165	Hakeem Nicks, at Green Bay	Jan. 15, 2012
155	Ike Hilliard, vs. Minnesota	Jan. 14, 2001
151	Plaxico Burress, at Green Bay	Jan. 20, 2008
142	Victor Cruz, at San Fran.	Jan. 22, 2012

MOST YARDS PER RECEPTIONS, CAREER (MIN.: 15 RECEPTIONS)

15.9	Hakeem Nicks (28-444)
13.9	Frank Gifford (17-236)
13.8	Amani Toomer (44-608)
	Ike Hilliard (16-220)
13.5	Plaxico Burress (23-310)

MOST YARDS PER RECEPTION, GAME (MIN.: 3 RECEPTIONS)

39.33	Earnest Gray, at San Fran. (3-118)	Jan. 3, 1982
32.75	Frank Gifford, vs. Chicago (4-131)	Dec. 30, 1956
23.67	Frank Liebel, vs. Green Bay (3-71)	Dec. 17, 1944

LONGEST RECEPTION

72	Earnest Gray, at San Fran.	Jan. 3, 1982
	Hakeem Nicks, vs. Atlanta	Jan. 8, 2012
67	Frank Gifford, vs. Chicago	Dec. 30, 1956
66	Hakeem Nicks, at Green Bay	Jan. 15, 2012
62	Kyle Rote, vs. Baltimore	Dec. 28, 1958

RECEIVING TOUCHDOWNS

MOST RECEIVING TOUCHDOWNS, CAREER

7	Amani Toomer
4	Hakeem Nicks
3	Plaxico Burress
	Mark Bavaro
	Frank Gifford
	Mario Manningham

MOST RECEIVING TOUCHDOWNS, GAME

3	Amani Toomer, at San Fran.	Jan. 5, 2003
2	Johnny Perkins, at San Fran.	Jan. 3, 1982
	Ike Hilliard, vs. Minnesota	Jan. 14, 2001
	Amani Toomer, at Dallas	Jan. 13, 2008
	Hakeem Nicks, vs. Atlanta	Jan. 8, 2012
	Hakeem Nicks, at Green Bay	Jan. 15, 2012

INTERCEPTIONS

MOST INTERCEPTIONS, CAREER

4	Jason Sehorn
3	R.W. McQuarters
	Lindon Crow
	Howie Livingston
	Gary Reasons

MOST INTERCEPTIONS, GAME

2	Howie Livingston, vs. Chicago	Dec. 15, 1946
	Lindon Crow, vs. Cleveland	Dec. 21, 1958
	Gary Reasons, at San Fran.	Dec. 29, 1984

MOST INTERCEPTION RETURN YARDS, CAREER

68	Jason Sehorn
48	Gary Reasons
37	Everson Walls

MOST INTERCEPTION RETURN YARDS, GAME

37	Everson Walls, vs. Chicago	Jan. 13, 1991
36	Jason Sehorn, vs. Minnesota	Dec. 27, 1997
34t	Lawrence Taylor, vs. San Fran.	Jan. 4, 1987

LONGEST INTERCEPTION RETURN

37	Everson Walls, vs. Chi.	Jan. 13, 1991
36	Jason Sehorn, vs. Minn.	Dec. 27, 1997
34t	Lawrence Taylor, vs. San Fran.	Jan. 4, 1987

MOST INTERCEPTIONS RETURNED FOR TOUCHDOWNS

1	Harry Carson, at San Fran.	Dec. 29, 1984
	Lawrence Taylor, vs. San Fran.	Jan. 4, 1987
	Jason Sehorn, vs. Phil.	Jan. 7, 2001

PUNTING

MOST PUNTS, CAREER

45	Sean Landeta
38	Don Chandler
31	Jeff Feagles
24	Brad Maynard
22	Steve Weatherford

MOST PUNTS, GAME

12	Steve Weatherford, at San Fran.	Jan. 22, 2012
11	Ken Strong, at Chicago	Dec. 17, 1933
	Brad Maynard, vs. Baltimore	Jan. 28, 2001
10	Len Younce, vs. Green Bay	Dec. 17, 1944
9	Len Younce, vs. Washington	Dec. 19, 1943
	Sean Landeta, at Chicago	Jan. 5, 1986

MOST PUNT YARDS, CAREER

1,832	Sean Landeta
1,664	Don Chandler
1,271	Jeff Feagles
999	Steve Weatherford
899	Brad Maynard

MOST PUNT YARDS, GAME

557	Steve Weatherford, at San Fran.	Jan. 22, 2012
422	Brad Maynard, vs. Baltimore	Jan. 28, 2001
410	Len Younce, vs. Green Bay	Dec. 17, 1944

HIGHEST PUNT AVERAGE, CAREER (MIN.: 15 PUNTS)

45.9	Steve Weatherford (22-999)
43.8	Don Chandler (38-1,664)
41.0	Jeff Feagles (31-1,271)
40.7	Sean Landeta (45-1,832)
40.6	Dave Jennings (18-730)

HIGHEST PUNT AVERAGE, GAME (MIN.: 4 PUNTS)

47.8	Don Chandler, at Baltimore (6-287)	Dec. 27, 1959
47.0	Don Chandler, vs. Cleveland (7-329)	Dec. 21, 1958
46.4	Steve Weatherford, at San Fran. (12-557)	Jan. 22, 2012
45.8	Steve Weatherford, vs. Atlanta (4-183)	Jan. 8, 2012
45.7	Ken Strong, vs. Chi. Bears (6-274)	Dec. 9, 1934
	Don Chandler, vs. Baltimore (6-274)	Dec. 28, 1958

LONGEST PUNT

76	Ed Danowski, at Detroit	Dec. 15, 1935
72	Charlie Conerly, at Clev.	Dec. 17, 1950
64	Don Chandler, vs. Cleveland	Dec. 21, 1958

PUNT RETURNS

MOST PUNT RETURNS, CAREER

19	Phil McConkey
14	R.W. McQuarters
12	Dave Meggett
9	Will Blackmon
8	Amani Toomer

MOST PUNT RETURNS, GAME

7	Phil McConkey, vs. San Fran.	Jan. 4, 1987
5	Phil McConkey, vs. Wash.	Jan. 11, 1987
	Dave Meggett, at San Fran.	Jan. 20, 1991
	Amani Toomer, vs. Phil.	Jan. 7, 2001
	Will Blackmon, vs. Atlanta	Jan. 8, 2012

MOST FAIR CATCHES, CAREER

7	Dave Meggett
6	Will Blackmon
5	R.W. McQuarters
3	Ike Hilliard
	Joe Morrison
	Richie James

MOST FAIR CATCHES, GAME

3	Dave Meggett, vs. Buffalo	Jan. 27, 1991
	Dave Meggett, vs. Minnesota	Jan. 9, 1994
2	Eight times, most recently Riche James, at Philadelphia	Jan. 21, 2023

MOST PUNT RETURN YARDS, CAREER

147	Phil McConkey
117	R.W. McQuarters
100	Dave Meggett
66	Ken Strong
64	Will Blackmon

MOST PUNT RETURN YARDS, GAME

66	Ken Strong, vs. Chicago	Dec. 9, 1934
57	Phil McConkey, vs. San Fran.	Jan. 4, 1987
42	Dave Meggett, at San Fran.	Jan. 20, 1991

HIGHEST PUNT RETURN AVERAGE, CAREER (MIN.: 5 RETURNS)

8.4	R.W. McQuarters (14-117)
8.3	Dave Meggett (12-100)
7.8	Lionel Manuel (6-47)
7.7	Phil McConkey (19-147)
7.1	Leon Bright (7-50)
	Will Blackmon (9-64)

HIGHEST PUNT RETURN AVERAGE, GAME (MIN.: 3 RETURNS)

22.0	Ken Strong, vs. Chicago (3-66)	Dec. 9, 1934
11.0	Ike Hilliard, vs. Baltimore (3-33)	Jan. 28, 2001
	Delvin Joyce, at San Fran. (3-33)	Jan. 5, 2003
9.7	Aaron Ross, at San Fran. (3-29)	Jan. 22, 2012
8.4	Dave Meggett, at San Fran. (5-42)	Jan. 20, 1991

LONGEST PUNT RETURN

42	Ken Strong, vs. Chicago	Dec. 9, 1934
26	Harry Newman, at Chicago	Dec. 17, 1933
25	Dave Brown, vs. Washington	Dec. 19, 1943
	Phil McConkey, vs. Denver	Jan. 25, 1987
	R.W. McQuarters, at Dallas	Jan. 13, 2008

MOST PUNT RETURN TOUCHDOWNS, CAREER

None

KICKOFF RETURNS

MOST KICKOFF RETURNS, CAREER

12	Domenik Hixon
10	Dave Meggett
8	Ron Dixon, Kenny Hill
7	Lee Rouson

MOST KICKOFF RETURNS, GAME

6	Ahmad Bradshaw, vs. Phil.	Jan. 11, 2009
	Chad Morton, vs. Carolina	Jan. 8, 2006
	Ron Dixon, vs. Baltimore	Jan. 28, 2001
5	Joel Wells, at Green Bay	Dec. 31, 1961
	Leon Bright, at San Francisco	Jan. 3, 1982
	Delvin Joyce, at San Fran.	Jan. 5, 2003
	Domenik Hixon, at Green Bay	Jan. 20, 2008
	Gary Brightwell, at Philadelphia	Jan. 21, 2023

MOST KICKOFF RETURN YARDS, CAREER

290	Domenik Hixon
272	Ron Dixon
180	Ahmad Bradshaw
173	Kenny Hill
167	Dave Meggett

MOST KICKOFF RETURN YARDS, GAME

180	Ahmad Bradshaw, vs. Philadelphia	Jan. 11, 2009
153	Ron Dixon, vs. Baltimore	Jan. 28, 2001
130	Gary Brightwell, at Philadelphia	Jan. 21, 2023
122	Chad Morton, vs. Carolina	Jan. 8, 2006
121	R.W. McQuarters, at Green Bay	Jan. 20, 2008

HIGHEST KICKOFF RETURN AVERAGE, CAREER (MIN.: 5 RETURNS)

34.0	Ron Dixon (8-272)
30.0	Ahmad Bradshaw (6-180)
24.8	Gary Brightwell (6-149)
24.2	Domenik Hixon (12-290)
23.6	Delvin Joyce (5-118)
	Ken Strong (5-118)

HIGHEST KICKOFF RETURN AVERAGE, GAME (MIN.: 3 RETURNS)

31.0	Domenik Hixon, at Dallas (3-91)	Jan. 13, 2008
30.0	Ahmad Bradshaw, vs. Phil. (6-180)	Jan. 11, 2009
27.3	Kenny Hill, at San Fran. (4-109)	Dec. 29, 1984
26.0	Gary Brightwell, at Philadelphia (5-130)	Jan. 21, 2023
25.5	Ron Dixon, vs. Baltimore (6-153)	Jan. 28, 2001

LONGEST KICKOFF RETURN

97t	Ron Dixon, vs. Philadelphia	Jan. 7, 2001
	Ron Dixon, vs. Baltimore	Jan. 28, 2001
65	Ahmad Bradshaw, vs. Philadelphia	Jan. 11, 2009
53	Gene Filipski, vs. Chicago	Dec. 30, 1956
51	Kenny Hill, at San Francisco	Dec. 29, 1984

MOST KICKOFF RETURN TOUCHDOWNS, CAREER

2	Ron Dixon

MOST KICKOFF RETURN TOUCHDOWNS, GAME

1	Ron Dixon, vs. Philadelphia	Jan. 7, 2001
	Ron Dixon, vs. Baltimore	Jan. 28, 2001

FUMBLES

MOST FUMBLES, CAREER

6	Phil Simms
5	Eli Manning
4	Frank Gifford
	Emlen Tunnell
3	Four tied

MOST FUMBLES, GAME

1	10 times. Most recently: Maurice Carthon, vs. Wash.	Jan. 11, 1987

MOST FUMBLES RECOVERED, CAREER

3	Alex Webster
2	Frank Gifford
	Kenny Hill
	Don Maynard
	Devin Thomas

MOST FUMBLES RECOVERED, GAME

2	Frank Gifford, vs. Cleveland	Dec. 21, 1958
	Devin Thomas, at San Fran.	Jan. 22, 2012

MOST FUMBLES RECOVERED FOR TOUCHDOWN

1	Mark Haynes, at Philadelphia	Dec. 27, 1981

LONGEST FUMBLE RETURN

40	Chase Blackburn, at Green Bay	Jan. 15, 2012
24	Alex Webster, vs. Baltimore	Dec. 28, 1958
9	Antrel Rolle, at Green Bay	Jan. 15, 2012
8	Jim Lee Howell, vs. Chicago	Dec. 15, 1946

SACKS

MOST SACKS, CAREER

9.5	Michael Strahan
7.0	Leonard Marshall
6.5	Lawrence Taylor
5.5	Justin Tuck
	Osi Umenyiora

MOST SACKS, GAME

2.0	Lawrence Taylor, at San Fran.	Dec. 29, 1984
	Leonard Marshall, vs. Denver	Jan. 25, 1987
	Jim Burt, vs. San Francisco	Dec. 29, 1985
	Lawrence Taylor, vs. L.A. Rams	Jan. 7, 1990
	Leonard Marshall, at San Fran.	Jan. 20, 1991
	Keith Hamilton, vs. Minnesota	Jan. 9, 1994
	Michael Strahan, vs. Phil.	Jan. 7, 2001
	Michael Strahan, vs. Carolina	Jan. 8. 2006
	Justin Tuck, vs. N.E. (SB XLII)	Feb. 3, 2008
	Michael Boley, at Green Bay	Jan. 15, 2012
	Osi Umenyiora, at Green Bay	Jan. 15, 2012
	Justin Tuck, vs., N.E. (SB XLVI)	Feb. 5, 2012

SCORING

MOST POINTS SCORED

49	vs. San Francisco	Jan. 4, 1987
47	vs. Chicago	Dec. 30, 1956
41	vs. Minnesota	Jan. 14, 2001
39	vs. Denver	Jan. 25, 1987
38	at San Francisco	Jan. 5, 2003

MOST POINTS ALLOWED

44	at San Francisco	Jan. 15, 1994
39	at San Francisco	Jan. 5, 2003
38	at Philadelphia	Jan. 21, 2023
	at Green Bay	Jan. 8, 2017
	at San Francisco	Jan. 3, 1982

FEWEST POINTS SCORED

0	at Green Bay (Milw.)	Dec. 10, 1939
	vs. Washington	Dec. 19, 1943
	at Green Bay	Dec. 31, 1961
	at Chicago	Jan. 5, 1986
	vs. Carolina	Jan. 8, 2006

FEWEST POINTS ALLOWED

0	vs. Cleveland	Dec. 21, 1958
	vs. Washington	Jan. 11, 1998
	vs. Minnesota	Jan. 14, 2001
2	vs. Atlanta	Jan. 8, 2012
3	vs. San Francisco	Dec. 29, 1985
	vs. San Francisco	Jan. 4, 1987
	vs. Chicago	Jan. 13, 1991

MOST POINTS SCORED BY BOTH TEAMS

77	at San Franciso (SF 39, NYG 38)	Jan. 5, 2003
62	at San Francisco (SF 38, NYG 24)	Jan. 3, 1982
59	vs. Denver (NYG 39, DEN 20)	Jan. 25, 1987
57	at Green Bay (NYG 37, GB 20)	Jan. 15, 2012
55	at Minnesota (NYG 31, MIN 24)	Jan. 15, 2023

FEWEST POINTS SCORED BY BOTH TEAMS

10	vs. Cleveland (NYG 10, CLE 0)	Dec. 21, 1958
11	at Cleveland (CLE 8, NYG 3)	Dec. 17, 1950
17	vs. Washington (NYG 17, WAS 0)	Jan. 11, 1987

TOUCHDOWNS

MOST TOUCHDOWNS SCORED

7	vs. San Francisco	Jan. 4, 1987
6	vs. Chicago	Dec. 30, 1956
5	at San Francisco	Jan. 5, 2003
	vs. Minnesota	Jan. 14, 2001
	vs. Denver	Jan. 25, 1987

MOST TOUCHDOWNS ALLOWED

6	at San Francisco	Jan. 15, 1994
5	at San Francisco	Jan. 5, 2003
	at San Francisco	Jan. 3, 1982
	at Green Bay	Jan. 8, 2017
	at Philadelphia	Jan. 21, 2023

MOST TOUCHDOWNS RUSHING

3	vs. Chicago	Dec. 9, 1934
	vs. Chicago	Dec. 30, 1956

MOST TOUCHDOWNS RUSHING ALLOWED

6	at San Francisco	Jan. 15, 1994
4	at Detroit	Dec. 15, 1935
3	at Chicago	Dec. 21, 1941
	vs. Washington	Dec. 19, 1943
	at Phildelphia	Jan. 21, 2023

MOST TOUCHDOWNS PASSING

5	vs. Minnesota	Jan. 14, 2001
4	at San Francisco	Jan. 5, 2003
	vs. San Francisco	Jan. 4, 1987
3	at San Francisco	Jan. 3, 1982
	vs. Denver	Jan. 25, 1987
	at Philadelphia	Dec. 27, 1981
	vs. Atlanta	Jan. 8, 2012
	at Green Bay	Jan. 15, 2012

MOST TOUCHDOWNS PASSING ALLOWED

4	vs. Green Bay	Jan. 8, 2017
3	at San Francisco	Jan. 5, 2003
	at Green Bay	Dec. 31, 1961
	vs. San Francisco	Dec. 29, 1984

MOST DEFENSIVE TOUCHDOWNS

1	6 times; Last time: vs. Philadelphia	Jan. 7, 2001

MOST DEFENSIVE TOUCHDOWNS ALLOWED

1	5 times; Last time: vs. Baltimore	Jan. 28, 2001

POINTS AFTER TOUCHDOWN

MOST POINTS AFTER TOUCHDOWN

7	vs. San Francisco	Jan. 4, 1987
5	at San Francisco	Jan. 5, 2003
	vs. Minnesota	Jan. 14, 2001
	vs. Chicago	Dec. 30, 1956

MOST POINTS AFTER TOUCHDOWN ALLOWED

5	at Philadelphia	Jan. 21, 2023
	at Green Bay	Jan. 8, 2017
	at San Francisco	Jan. 15, 1994
	at San Francisco	Jan. 3, 1982

FIELD GOALS

MOST FIELD GOALS

5	vs. Minnesota	Dec. 27, 1997
	at San Francisco	Jan. 20, 1991

MOST FIELD GOALS ALLOWED

3	6 times; Last time: vs. Carolina	Jan. 8, 2006

MOST FIELD GOAL ATTEMPTS

6	at San Francisco	Jan. 20, 1991
5	vs. Minnesota	Dec. 27, 1997
	at Green Bay	Jan. 20, 2008
	vs. Philadelphia	Jan. 11, 2009

FIRST DOWNS

MOST FIRST DOWNS

31	vs. Minnesota	Jan. 14, 2001
28	at Minnesota	Jan. 15, 2023
26	at San Francisco	Jan. 5, 2003
	vs. New England	Feb. 5, 2012
24	vs. Denver	Jan. 25, 1987
	vs. Buffalo	Jan. 27, 1991

MOST FIRST DOWNS ALLOWED

27	vs. Baltimore	Dec. 28, 1958
26	vs. Rams	Jan. 7, 1990
	at Philadelphia	Jan. 21, 2023
25	at San Francisco	Jan. 15, 1994
	at Green Bay	Jan. 15, 2012

FEWEST FIRST DOWNS

6	at Green Bay	Dec. 31, 1961
8	at Chicago Bears	Dec. 21, 1941
	vs. Washington	Dec. 19, 1943

FEWEST FIRST DOWNS ALLOWED

7	vs. Cleveland	Dec. 21, 1958
9	at Cleveland	Dec. 17, 1950
	vs. San Francisco	Jan. 4, 1987
	vs. Minnesota	Jan. 14, 2001

FIRST DOWNS RUSHING

MOST FIRST DOWNS RUSHING

16	vs. Chicago	Jan. 13, 1991
12	vs. San Francisco	Jan. 4, 1987
	vs. Cleveland	Dec. 21, 1958

MOST FIRST DOWNS RUSHING ALLOWED

17	at Philadelphia	Jan. 21, 2023
14	at Chicago Bears	Dec. 21, 1941
	at Detroit	Dec. 15, 1935
13	vs. Carolina	Jan. 8, 2006
	at San Francisco	Jan. 15, 1994

FEWEST FIRST DOWNS RUSHING

1	vs. Carolina	Jan. 8, 2006
	at Chicago	Jan. 5, 1986
	at Green Bay	Dec. 31, 1961
2	vs. Baltimore	Jan. 28, 2001
	vs. Minnesota	Dec. 27, 1997
3	vs. Baltimore	Dec. 28, 1958
	at San Francisco	Jan. 3, 1982
	at San Francisco	Jan. 15, 1994

	at Green Bay	Jan. 15, 2012
	at San Francisco	Jan. 22, 2012

FEWEST FIRST DOWNS RUSHING ALLOWED

0	vs. Chicago	Jan. 13, 1991
1	at San Francisco	Jan. 20, 1991
2	vs. Minnesota	Jan. 14, 2001
	vs. Cleveland	Dec. 21, 1958
	vs. Washington	Jan. 11, 1987
	vs. San Francisco	Jan. 4, 1987
	at Green Bay	Jan. 20, 2008

FIRST DOWNS PASSING

MOST FIRST DOWNS PASSING

19	vs. Minnesota	Jan. 14, 2001
18	vs. New England	Feb. 5, 2012
17	at San Francisco	Jan. 22, 2012
16	at San Francisco	Jan. 5, 2003
15	at Green Bay	Jan. 15, 2012
	at Minnesota	Jan. 15, 2023

MOST FIRST DOWNS PASSING ALLOWED

18	vs. Rams	Jan. 7, 1990
17	vs. Green Bay	Jan. 8, 2017
	vs. Baltimore	Dec. 28, 1958
	at New England	Feb. 3, 2008
16	at Minnesota	Jan. 15, 2023
	at San Francisco	Jan. 5, 2003
	at San Francisco	Dec. 29, 1984
	vs. Denver	Jan. 25, 1987

FEWEST FIRST DOWNS PASSING

1	vs. Washington	Dec. 29, 1943
2	at Cleveland	Dec. 17, 1950
	at Chicago Bears	Dec. 21, 1941
	vs. Green Bay	Dec. 11, 1938

FEWEST FIRST DOWNS PASSING ALLOWED

2	at Cleveland	Dec. 17, 1950
	vs. Green Bay	Dec. 17, 1944
	at Green Bay	Dec. 10, 1929
	at Detroit	Dec. 15, 1935

FIRST DOWNS BY PENALTY

MOST FIRST DOWNS BY PENALTY

4	at San Francisco	Jan. 20, 1991
	at Green Bay	Jan. 20, 2008
3	vs. Baltimore	Jan. 28, 2001
	at San Francisco	Jan. 15, 1994
	vs. San Francisco	Jan. 4, 1987
	at Rams	Dec. 23, 1984
	vs. Chicago Bears	Dec. 15, 1946

MOST FIRST DOWNS BY PENALTY ALLOWED

4	vs. Philadelphia	Jan. 11, 2009
	at San Francisco	Jan. 22, 2012
3	at Philadelphia	Dec. 27, 1981
	at San Francisco	Jan. 3, 1982
	vs. San Francisco	Dec. 29, 1985
	vs. Washington	Jan. 11, 1987
	at Green Bay	Jan. 20, 2008

NET YARDS

MOST NET YARDS GAINED

518	vs. Minnesota	Jan. 14, 2001
446	at San Francisco	Jan. 5, 2003
442	vs. Atlanta	Jan. 8, 2012
431	at Minnesota	Jan. 15, 2023
420	at Green Bay	Jan. 15, 2012

MOST NET YARDS ALLOWED

460	vs. Baltimore	Dec. 28, 1958
448	vs. Rams	Jan. 7, 1990
446	at San Francisco	Jan. 5, 2003
423	at San Francisco	Jan. 3, 1982
416	at Philadelphia	Jan. 21, 2023

FEWEST NET YARDS GAINED

112	vs. Washington	Dec. 19, 1943
130	at Green Bay	Dec. 31, 1961
132	vs. Carolina	Jan. 8, 2006
150	at Cleveland	Dec. 17, 1950
152	vs. Baltimore	Jan. 28, 2001

FEWEST NET YARDS ALLOWED

86	vs. Cleveland	Dec. 21, 1958
114	vs. Minnesota	Jan. 14, 2001
165	at Green Bay	Dec. 9, 1934
182	at Cleveland	Dec. 17, 1950
184	vs. San Francisco	Jan. 4, 1987

RUSHING

MOST RUSHING YARDS GAINED

216	vs. San Francisco	Jan. 4, 1987
211	vs. Cleveland	Dec. 21, 1958
194	vs. Chicago	Jan. 13, 1991

MOST RUSHING YARDS ALLOWED

268	at Philadelphia	Jan. 21, 2023
246	at Detroit	Dec. 15, 1935
223	vs. Carolina	Jan. 8, 2006
207	at Chicago	Dec. 21, 1941
181	at Green Bay	Dec. 31, 1961

FEWEST RUSHING YARDS GAINED

31	at Green Bay	Dec. 31, 1961
32	at Chicago	Jan. 5, 1986
40	at Rams	Dec. 23, 1984

FEWEST RUSHING YARDS ALLOWED

24	vs. Cleveland	Dec. 21, 1958
27	vs. Chicago	Jan. 13, 1991
29	vs. San Francisco	Jan. 4, 1987

MOST RUSHING ATTEMPTS

53	vs. Cleveland	Dec. 21, 1958
48	vs. Chicago	Jan. 13, 1991
46	vs. Washington	Jan. 11, 1987

MOST RUSHING ATTEMPTS, OPPONENT

65	at Detroit	Dec. 15, 1935
56	at Green Bay	Dec. 12, 1941
51	at Green Bay	Dec. 10, 1939

FEWEST RUSHING ATTEMPTS

13	vs. Carolina	Jan. 8, 2006
14	at Green Bay	Dec. 31, 1961
	vs. Chicago	Jan. 5, 1986
	at Green Bay	Jan. 20 2008
16	vs. Baltimore	Jan. 28, 2001
	at New England	Feb. 3, 2008

FEWEST RUSHING ATTEMPTS, OPPONENT

9	vs. Minnesota	Jan. 14, 2001
11	at San Francisco	Jan. 20, 1991
13	vs. Cleveland	Dec. 21, 1958
14	vs. Philadelphia	Jan. 7, 2001
16	at Minnesota	Jan. 15, 2023
	vs. Washington	Jan. 11, 1987
	vs. Chicago	Jan. 13, 1991

PASSING

MOST PASSING YARDS GAINED

380	vs. Minnesota	Jan. 14, 2001
327	at San Francisco	Jan. 5, 2003
325	at Green Bay	Jan. 15, 2012
295	at Green Bay	Jan. 8, 2017
289	at Minnesota	Jan. 15, 2023

MOST PASSING YARDS ALLOWED

356	at San Francisco	Jan. 6, 2003
322	vs. Baltimore	Dec. 28, 1958
320	vs. Denver	Jan. 25, 1987
302	vs. Rams	Jan. 7, 1990

FEWEST PASSING YARDS GAINED

9	at Cleveland	Dec. 17, 1950
57	vs. Washington	Dec. 19, 1943
73	at Chicago	Dec. 21, 1941
82	vs. Washington	Jan. 11, 1987
86	vs. Baltimore	Jan. 28, 2001

FEWEST PASSING YARDS ALLOWED

29	at Cleveland	Dec. 17, 1950
52	at Detroit	Dec. 15, 1935
60	vs. Minnesota	Jan. 14, 2001

MOST PASSES ATTEMPTED

58	at San Francisco	Jan. 22, 2012
44	at San Francisco	Jan. 5, 2003
	at San Francisco	Dec. 29, 1984
41	vs. Green Bay	Dec. 30, 1962
40	at Baltimore	Dec. 27, 1959
	vs. Minnesota	Jan. 14, 2001
	at Green Bay	Jan. 20, 2008
	vs. New England	Feb. 5, 2012

MOST PASSES ATTEMPTED, OPPONENT

50	vs. Washington	Jan. 11, 1987
48	vs. San Francisco	Dec. 29, 1985
47	vs. Chicago	Dec. 30, 1956

FEWEST PASSES ATTEMPTED

12	vs. Chicago	Dec. 9, 1934
13	at Detroit	Dec. 15, 1935

FEWEST PASSES ATTEMPTED, OPPONENT

5	at Detroit	Dec. 15, 1935
9	at Cleveland	Dec. 17, 1950
10	at Green Bay	Dec. 10, 1939

MOST PASS COMPLETIONS

32	at San Francisco	Jan. 22, 2012
30	vs. New England	Feb. 12, 2005
29	at San Francisco	Jan. 5, 2003
	vs. Minnesota	Jan. 14, 2001
25	at San Francisco	Dec. 29, 1984

MOST PASS COMPLETIONS ALLOWED

32	at Minnesota	Jan. 15, 2023
29	at New England	Feb. 3, 2008
28	at San Francisco	Jan. 5, 2003
27	vs. New England	Feb. 5, 2012
26	at Baltimore	Dec. 28, 1958
	vs. San Francisco	Dec. 29. 1985
	vs. Denver	Jan. 25, 1987
	at Green Bay	Jan. 15, 2012

FEWEST PASS COMPLETIONS

3	at Cleveland	Dec. 17, 1950
	at Chicago	Dec. 21, 1941
4	at Detroit	Dec. 15, 1935
	vs. Washington	Dec. 19, 1943

FEWEST PASS COMPLETIONS ALLOWED

2	at Detroit	Dec. 15, 1935
3	at Cleveland	Dec. 17, 1950
	vs. Green Bay	Dec. 17, 1944

MOST PASSES HAD INTERCEPTED

6	at Green Bay	Dec. 10, 1939
	vs. Chicago	Dec. 15, 1946
5	at Chicago	Dec. 29, 1963
4	vs. Baltimore	Jan. 28, 2001
	at Green Bay	Dec. 31, 1961
	vs. Green Bay	Dec. 17, 1944

MOST OPPONENT PASSES INTERCEPTED

3	7 times; Last time: vs. Minnesota	Jan. 14, 2001

PUNTING

MOST PUNTS

13	at Chicago	Dec. 17, 1933
12	at San Francisco	Jan. 22, 2012
11	vs. Baltimore	Jan. 28, 2001
10	vs. Green Bay	Dec. 17, 1944
	vs. Washington	Dec. 19, 1943

MOST PUNTS, OPPONENT

10	5 times; Last time: at San Francisco	Jan. 22, 2012

FEWEST PUNTS

1	vs. Minnesota	Jan. 14, 2001
2	vs. Philadelphia	Jan. 11, 2009
3	4 times; Last time: at San Francisco	Jan. 20, 1991

FEWEST PUNTS, OPPONENT

2	3 times; Last time: vs. Chicago	Jan. 13, 1991

PENALTIES

MOST PENALTIES

11	vs. Green Bay	Dec. 17, 1944
9	at San Francisco	Jan. 22, 2012
8	at San Francisco	Jan. 3, 1982
6	vs. Chicago Bears	Dec. 15, 1946
	vs. Chicago	Dec. 30, 1956
	vs. Washington	Jan. 11, 1987
	vs. Denver	Jan. 25, 1987
	vs. Baltimore	Jan. 28, 2001

MOST PENALTIES, OPPONENT

14	at San Francisco	Jan. 3, 1982
11	vs. San Francisco	Jan. 4, 1987
	at Dallas	Jan. 13, 2008
10	at Rams	Dec. 23, 1984
	at Chicago	Dec. 21, 1941

FUMBLES

MOST FUMBLES

6	vs. Cleveland	Dec. 21, 1958
	vs. Baltimore	Dec. 28, 1958
5	at Green Bay	Dec. 31, 1961
	vs. Chicago	Dec. 9, 1934
	at Green Bay	Jan. 20, 2008

MOST FUMBLES, OPPONENT

5	at Philadelphia	Dec. 27, 1981
	vs. Chicago	Dec. 9, 1934
4	at Detroit	Dec. 15, 1935
	vs. Minnesota	Dec. 27, 1997
	at San Francisco	Jan. 22, 2012

MOST FUMBLES LOST

5	vs. Cleveland	Dec. 21, 1958
4	vs. Baltimore	Dec. 28, 1958
3	vs. Philadelphia	Jan. 7, 2001
	at Detroit	Dec. 15, 1935
	vs. Washington	Jan. 11, 1987

MOST FUMBLES LOST, OPPONENT

4	at Detroit	Dec. 15, 1935
3	at Green Bay	Jan. 15, 2012
2	Many times, most recently at San Francisco	Jan. 22, 2012

SACKS

MOST SACKS

6	vs. Philadelphia	Jan. 7, 2001
5	at Green Bay	Jan. 8, 2017
	vs. New England	Feb. 3, 2008

MOST SACKS, OPPONENT

6	at San Francisco	Jan. 22, 2012
	at San Francisco	Dec. 29, 1984
	at Chicago	Jan. 5, 1986

HONOR ROLL

GIANTS RUSHING HONOR ROLL (1933-11/2/2008)
100 YARDS OR MORE IN A GAME, CHRONOLOGICALLY

*Team Record
**Postseason Game

108	Harry Newman at. Bos.	10/8/33
107	Kink Richards vs. Bkn.	10/22/33
114	Harry Newman vs. G.B.	11/11/34
105	Ed Danowski vs. Bos.	11/25/34
102	Tuffy Leemans at. Pitt.	9/27/36
117	Tuffy Leemans vs. Chi. Cards	10/18/36
117	Tuffy Leemans vs. Phil.	10/25/36
118	Hank Soar at Phil.	10/3/37
159	Tuffy Leemans vs. G.B.	11/20/38
101	Tuffy Leemans vs. Clev.	11/10/40
101	Bill Paschal at. Bkn.	10/17/43
188	Bill Paschal vs. Wash.	12/5/43
139	Bill Paschall vs. Phil.	10/29/44
113	Bill Paschal vs. Bos.	11/5/44
103	Ward Cuff vs. G.B.	11/19/44
100	Ward Cuff vs. Wash.	12/3/44
143	Bill Paschal vs. Clev.	11/4/45
108	Frank Filchock at Pitt.	10/6/46
107	George Franck vs. Bos.	11/10/46
133	Frank Reagan vs. L.A.	12/1/46
125	"Choo Choo" Roberts vs. Chi. Cards	10/17/48
108	"Choo Choo"Roberts at NY Bulldogs	9/30/49
108	"Choo Choo" Roberts at Chi. Cards	10/30/49
121	Joe Scott vs, Clev.	10/22/50
218	"Choo Choo" Roberts vs. Chi. Cards	11/12/50
145	Ed Price at Balt.	11/19/50
101	Randall Clay vs. Phil.	11/26/50
156	Ed Price vs. N.Y. Yanks	11/26/50
103	Ed Price at Phil.	12/10/50
107	Ed Price vs. Chi. Cards	10/14/51
101	Ed Price vs. Phil.	10/21/51
171	Ed Price at Phil.	12/9/51
138	Ed Price at N.Y. Yanks	12/16/51
130	Ed Price at Dall.	9/28/52
119	Ed Price at Phil.	10/4/52
116	Ed Price at Chi. Cards.	11/2/52
106	Ed Price vs. S.F.	11/9/52
139	Alex Webster at Chi. Cards.	10/2/55
108	Frank Gifford vs. Wash.	12/2/56
132	Alex Webster at Phil.	12/15/56
115	Bob Epps at Wash.	10/13/57
126	Frank Gifford vs. Cards.	11/10/57
116	Mel Triplett vs. Clev.	11/29/59
137	Mel Triplett at Clev.	11/6/60
129	Bob Gaiters at Dall.	10/15/61
100	Alex Webster vs. Phil.	11/12/61
107	Alex Webster vs. Phil.	11/18/62
120	Joe Morrison at Phil.	9/29/63
101	Phil King vs. S.F.	11/17/63
160	Ernie Koy at Wash.	10/1/67
142	Ron Johnson vs. Phil.	10/11/70
140	Ron Johnson vs. Dall.	11/8/70
106	Ron Johnson vs. Wash.	11/15/70
100	Ron Johnson vs. Buff.	12/6/70
124	Ron Johnson at Phil.	10/2/72
134	Ron Johnson at St. Louis	11/19/72
123	Ron Johnson vs. Phil.	11/26/72
119	Ron Johnson at Cinn.	12/3/72
105	Vin Clements at Dallas	12/17/72
112	Ron Johnson vs. Phila.	9/23/73
101	Ron Johnson at Phila.	11/25/73
119	Doug Kotar vs. Atlanta	10/6/74
108	Doug Kotar at Rams	9/26/76
103	Doug Kotar vs. St. Louis	12/12/76
100	Larry Csonka vs. Chi.	12/18/77
118	Doug Kotar vs. St. Louis	12/10/78
148	Billy Taylor vs. Tampa Bay	10/7/79
126	Billy Taylor vs. Wash.	11/25/79
103	Billy Taylor at Seattle	12/7/80
103	Rob Carpenter vs. St. Louis	10/11/81
116	Rob Carpenter at Seattle	10/18/81
111	Rob Carpenter at Phila.	11/22/81
117	Rob Carpenter at St. Louis	12/13/81
161**	Rob Carpenter at Phila.	12/27/81
113	Rob Carpenter vs. L.A. Rams	9/4/83
111	Rob Carpenter at. Atlanta	9/11/83
116	Rob Carpenter vs. G.B.	9/26/83
159	Butch Woolfolk at Phila.	11/20/83
107	Joe Morris at. St. Louis	12/9/84
104	Joe Morris at N. Orleans	10/27/85
132	Joe Morris vs. Tampa Bay	11/3/85
118	Joe Morris at Washington	11/18/85
113	George Adams at St. Louis	11/24/85
131	Joe Morris vs. Cleveland	12/1/85
129	Joe Morris at Houston	12/8/85
202	Joe Morris vs. Pittsburgh	12/21/85
141**	Joe Morris vs. Pittsburgh	12/29/85
110	Joe Morris at L.A. Raiders	9/21/86
116	Joe Morris at Seattle	10/19/86
181	Joe Morris vs. Washington	10/27/86
181	Joe Morris vs. Dallas	11/2/86
111	Joe Morris at Phila.	11/9/86
106	Joe Morris vs. Denver	11/23/86
179	Joe Morris vs. St. Louis	12/14/86
115	Joe Morris vs. G.B.	12/20/86
159**	Joe Morris vs. S.F.	1/4/87
132	Joe Morris vs. Jets	12/27/87
107	Joe Morris at Dallas	9/18/88
122	Joe Morris vs. Phoenix	12/4/88
140	Joe Morris vs. Kansas City	12/11/88
101	Ottis Anderson vs. Wash.	10/15/89
120**	Ottis Anderson vs. L.A. Rams	1/7/90
105	Rodney Hampton vs. Buffalo	12/15/90
102**	Ottis Anderson vs. Buffalo	1/27/91
104	Rodney Hampton vs. Cleve.	9/22/91
137	Rodney Hampton vs. Pho.	10/6/91
140	Rodney Hampton vs. Hou.	12/21/91
167	Rodney Hampton vs. Pho.	10/11/92
138	Rodney Hampton at Wash.	11/1/92
134	Rodney Hampton vs. TB	9/12/93
134	Rodney Hampton vs. Rams	9/19/93
104	Lewis Tillman at Wash.	10/10/93
169	Lewis Tillman vs. Phila.	10/17/93
101	Rodney Hampton at Phila.	11/21/93
173	Rodney Hampton vs. Ind.	12/12/93
114	Rodney Hampton vs. Dallas	1/2/94
161	Rodney Hampton vs. Minn.	1/9/94
112	Rodney Hampton at Rams	10/16/94
138	Rodney Hampton vs. Det.	10/30/94
122	Rodney Hampton at Hou.	11/21/94
106	Rodney Hampton at Wash.	11/27/94
149	Rodney Hampton vs. N.O.	9/24/95
187	Rodney Hampton at Dallas	12/17/95
103	Tyrone Wheatley at Arizona	10/12/97
114	Charles Way vs. Arizona	11/16/97
114	Tiki Barber at Philadelphia	12/7/97
108	Gary Brown vs. Arizona	10/18/98
119	Gary Brown at Dallas	11/8/98
124	Gary Brown at Arizona	12/6/98
112	Gary Brown vs. Denver	12/13/98
103	Gary Brown vs. Kansas City	12/20/98
112	Gary Brown at Philadelphia	12/27/98
111	Joe Montgomery vs. Jets	12/5/99
144	Tiki Barber vs. Arizona	9/3/00
108	Ron Dayne vs. Dallas	10/15/00
111	Ron Dayne vs. New Orleans	9/30/01
118	Tiki Barber at Arizona	11/11/01
124	Tiki Barber vs. Oakland	11/25/01
110	Tiki Barber at Dallas	12/09/01
101	Tiki Barber vs. Jacksonville	11/03/02
127	Tiki Barber at Minnesota	11/10/02
147	Tiki Barber at Houston	11/24/02
203	Tiki Barber vs. Philadelphi	12/28/02
146	Tiki Barber vs. St. Louis	9/7/03
126	Tiki Barber at Washington	9/21/03
120	Tiki Barber vs. Atlantq	11/9/03
111	Tiki Barber at Philadelphia	11/16/03
125	Tiki Barber at Philadelphia	11/16/03
106	Tiki Barber vs. Cleveland	9/26/04
182	Tiki Barber at Green Bay	10/3/04
122	Tiki Barber at Dallas	10/10/04
101	Tiki Barber at Minnesota	10/31/04
108	Tiki Barber at Arizona	11/14/04
107	Tiki Barber vs. Atlanta	11/21/04
110	Tiki Barber vs. Philadelphia	11/28/04
109	Tiki Barber at Cincinnati	12/26/04

128	Tiki Barber vs. St. Louis	10/2/05
206	Tiki Barber vs. Washington	10/30/05
112	Tiki Barber vs. Philadelphia	11/20/05
151	Tiki Barber at Seattle	11/27/05
115	Tiki Barber vs. Dallas	12/4/05
124	Tiki Barber at Philadelphia	12/11/05
220*	Tiki Barber vs. Kansas City	12/17/05
203	Tiki Barber at Oakland	12/31/05
110	Tiki Barber vs. Indianapolis	9/10/06
123	Tiki Barber vs. Washington	10/08/06
185	Tiki Barber at Atlanta	10/15/06
114	Tiki Barber at Dallas	10/23/06
115	Tiki Barber vs. Houston	11/5/06
141	Tiki Barber vs. Chicago	11/12/06
112	Tiki Barber at Carolina	12/10/06
234*	Tiki Barber at Washington	12/30/06
137**	Tiki Barber at Philadelphia	1/07/07
100	Brandon Jacobs vs. Jets	10/7/07
107	Brandon Jacobs vs. San Francisco	10/21/07
131	Brandon Jacobs at Miami	10/28/07
154	Derrick Ward at Chicago	12/2/07
130	Brandon Jacobs vs. Washington	12/16/07
151	Ahmad Bradshaw at Buffalo	12/23/07
143	Brandon Jacobs at Buffalo	12/23/07
116	Brandon Jacobs vs. Washington	9/4/08
136	Brandon Jacobs vs. Seattle	10/5/08
101	Derrick Ward at Cleveland	10/13/08
117	Brandon Jacobs vs. Dallas	11/2/08

GIANTS RUSHING HONOR ROLL (11/9/2008-PRESENT)

100 YARDS OR MORE IN A GAME, CHRONOLOGICALLY

*Team Record

**Postseason Game

126	Brandon Jacobs at Philadelphia	11/9/08
215	Derrick Ward vs. Carolina	12/21/08
104	Ahmad Bradshaw at Tampa Bay	9/27/09
110	Ahmad Bradshaw vs. Oakland	10/4/09
129	Ahmad Bradshaw vs. Chicago	10/3/10
133	Ahmad Bradshaw vs. Detroi	10/17/10
126	Ahmad Bradshaw at Dallas	10/25/10
103	Brandon Jacobs vs. Washington	12/5/10
116	Brandon Jacobs at Minnesota	12/13/10
103	Ahmad Bradshaw at Minnesota	12/13/10
104	Ahmad Bradshaw vs. Buffalo	10/16/11
101	Brandon Jacobs at Dallas	12/11/11
113	Andre Brown at Carolina	9/20/12
200	Ahmad Bradshaw vs. Cleveland	10/7/12
116	Ahmad Bradshaw at San Francisco	10/14/12
103	Ahmad Bradshaw at Washington	12/3/12
100	David Wilson vs. New Orleans	12/9/12
107	Ahmad Bradshaw vs. Philadelphia	12/30/12
106	Brandon Jacobs at Chicago	10/10/13
115	Andre Brown vs. Oakland	11/10/13
127	Andre Brown vs. Dallas	11/24/13
176	Rashad Jennings vs. Houston	9/21/14
131	Andre Williams at Tennessee	12/7/14
110	Andre Williams at St. Louis	12/21/14
107	Rashad Jennings vs. Carolina	12/20/15
170	Rashad Jennings vs. Philadelphia	1/3/16
121	Paul Perkins at Washington	1/1/17
117	Orleans Darkwa at Denver	10/15/17
154	Orleans Darkwa vs. Washington	12/31/17
106	Saquon Barkley vs. Jacksonville	9/9/18
130	Saquon Barkley vs. Philadelphia	10/11/18
142	Saquon Barkley vs. Tampa Bay	11/18/18
101	Saquon Barkley at Philadelphia	11/25/18
125	Saquon Barkley vs. Chicago	12/2/18
170	Saquon Barkley at Washington	12/9/18
109	Saquon Barkley vs. Dallas	12/30/18
120	Saquon Barkley at Dallas	9/8/19
107	Saquon Barkley vs. Buffalo	9/15/19
112	Saquon Barkley vs. Miami	12/15/19
135	Wayne Gallman Jr. at Seattle	12/6/20
102	Saquon Barkley at Chicago	1/2/22
164	Saquon Barkley at Tennessee	9/11/22
146	Saquon Barkley vs. Chicago	10/2/22
110	Saquon Barkley at Jacksonville	10/23/22
152	Saquon Barkley vs. Houston	11/13/22
128	Saquon Barkely vs. Jets	10/29/23
129	**Tyrone Tracy Jr. at Seattle**	**10/6/24**
145	**Tyrone Tracy Jr. at Pittsburgh**	**10/28/24**
103	**Tyrone Tracy Jr. at Carolina**	**11/10/24**
103	**Tyrone Tracy Jr. vs. Dallas**	**1/4/26**
124	**Cam Skattebo at Houston**	**10/25/26**

GIANTS PASSING HONOR ROLL

300 YARDS OR MORE IN A GAME, CHRONOLOGICALLY

*Team Record

**Postseason Game

341	Paul Governali vs. Philadelphia	11/9/47
363	Charlie Conerly at Pittsburgh	12/5/48
357	Charlie Conerly at Green Bay	11/13/49
321	Charlie Conerly at Rams	9/26/59
315	Y.A. Tittle at Washington	10/1/61
307	Y.A. Tlttle vs. Philadelphia	11/12/61
314	Y.A. Tittle vs. Pittsburgh	11/19/61
332	Y.A. Tittle at Pittsburgh	9/30/62
505	Y.A. Titlle vs. Washington	10/28/62
315	Y.A. Tittle at Dallas	11/11/62
341	Y.A. Tittle vs. Dallas	12/16/62
324	Y.A. Tittle at Wash.	10/6/63
308	Y.A. Tittle vs. Pittsburgh	12/15/63
348	Fran Tarkenton vs. New Orleans	10/8/67
325	Fran Tarkenton vs. St. Louis	12/8/68
320	Fran Tarkenton vs. Washington	11/15/70
302	Fran Tarkenton at Pittsburgh	11/21/71
372	Randy Johnson vs. Philadelphia	12/19/71
348	Randy Johnson at St. Louis	10/28/73
300	Phil Simms vs. San Francisco	10/14/79
351	Phil Simms vs. Dallas	11/9/80
322	Phil Simms vs. Green Bay	11/16/80
324	Phil Simms vs. New Orleans	9/20/81
310	Scott Brunner vs. Atlanta	9/12/82
326	Scott Brunner at St. Louis	12/26/82
395	Scott Brunner vs. San Diego	10/2/83
325	Jeft Rutledge vs. Dallas	10/30/83
346	Scott Brunner at Raiders	11/27/83
349	Jeff Rutledge vs. Seattle	12/11/83
324	Jeff Rutledge at Washington	12/17/83
409	Phil Simms vs. Philadelphia	9/2/84
347	Phil Simms at Washington	9/16/84
339	Phil Simms vs. Washington	10/28/84
343	Phil Simms vs. Kansas City	11/25/84
432	Phil Simms vs. Dallas	10/6/85
513*	Phil Simms at Cincinnati	10/13/85
329	Phil Simms at Dallas	12/15/85
300	Phil Simms at Dallas	9/8/86
300	Phil Simms vs. San Diego	9/14/86
310	Phil Simms at Minnesota	11/16/86
388	Phil Simms at San Francisco	12/1/86
359	Phil Simms at St. Louis	12/13/87
309	Phil Simms vs. L.A. Rams	9/25/88
324	Phil Simms at Philadelphia	10/10/88
320	Phil Simms vs. Detroit	10/16/88
326	Phil Simms at San Francisco	11/27/89
368	Jeff Hostetler at Dallas	9/29/91
337	Phil Simms vs. Phoenix	11/28/93
341	Kerry Collins vs. NY Jets	12/5/99
316	Kerry Collins at Dallas	1/2/00
350	Kerry Collins vs. Detroit	11/19/00
333	Kerry Collins vs. Pittsburgh	12/10/00
321	Kerry Collins vs. Jacksonville	12/23/00
381**	Kerry Collins vs. Minnesota	1/14/01
346	Kerry Collins at Washington	10/28/01
321	Kerry Collins at Minnesota	11/19/01
338	Kerry Collins vs. Seattle	12/23/01
303	Kerry Collins at Philadelphia	12/30/01
386	Kerry Collins vs. Green Bay	1/06/02
342	Kerry Collins vs. San Francisco	9/05/02
307	Kerry Collins at St. Louis	9/15/02
300	Kerry Collins at Minnesota	11/10/02
366	Kerry Collins at Indianapolis	12/22/02
314	Kerry Collins at New England	10/5/03
375	Kerry Collins at Minnesota	10/26/03
303	Kerry Collins at NY Jets	11/2/03
352	Eli Manning at San Diego	9/25/05
344	Eli Manning at Seattle	11/27/05
312	Eli Manning at Philadelphia	12/11/05
371	Eli Manning at Philadelphia	9/17/06
312	Eli Manning at Dallas	9/9/07
303	Eli Manning at Atlanta	10/15/07
305	Eli Manning at Washington	11/30/08
330	Eli Manning at Dallas	9/20/09
384	Eli Manning vs. Atlanta	11/22/09

390	Eli Manning vs. Philadelphia	12/13/09
386	Eli Manning vs. Tennessee	9/26/10
306	Eli Manning at Dallas	10/25/10
373	Eli Manning vs. Dallas	11/14/10
301	Eli Manning at Green Bay	12/26/10
321	Eli Manning at Arizona	10/2/11
420	Eli Manning vs. Seattle	10/9/11
349	Eli Manning vs. Miami	10/30/11
311	Eli Manning at San Francisco	11/13/11
406	Eli Manning at New Orleans	11/28/11
347	Eli Manning vs. Green Bay	12/4/11
400	Eli Manning at Dallas	12/11/11
346	Eli Manning vs. Dallas	1/1/12
330**	Eli Manning at Green Bay	1/15/12
316**	Eli Manning at San Francisco	1/22/12
510	Eli Manning vs. Tampa Bay	9/16/12
309	Eli Manning at Philadelphia	9/30/12
337	Eli Manning vs. Washington	10/21/12
450	Eli Manning at Dallas	9/8/13
362	Eli Manning vs. Denver	9/15/13
334	Eli Manning vs. Philadelphia	10/6/13
300	Eli Manning vs. Washington	9/25/14
359	Eli Manning vs. Indianapolis	11/3/14
338	Eli Manning vs. Dallas	11/23/14
391	Eli Manning at St. Louis	12/21/14
429	Eli Manning vs. Philadelphia	12/28/14
441	Eli Manning vs. San Francisco	10/11/15
350	Eli Manning at New Orleans	11/1/15
361	Eli Manning vs. New England	11/15/15
321	Eli Manning at Washington	11/29/15
337	Eli Manning at Miami	12/14/15
302	Eli Manning vs. Philadelphia	1/3/16
368	Eli Manning vs. New Orleans	9/18/16
350	Eli Manning vs. Washington	9/25/16
403	Eli Manning vs. Baltimore	10/16/16
356	Eli Manning at Philadelphia	12/22/16
366	Eli Manning at Philadelphia	9/24/17
434	Eli Manning vs. Philadelphia	12/17/17
326	Eli Manning at Carolina	10/7/18
399	Eli Manning at Atlanta	10/22/18
316	Eli Manning vs. Washington	10/28/18
309	Eli Manning at Indianapolis	12/23/18
301	Eli Manning vs. Dallas	12/30/18
336	Daniel Jones at Tampa Bay	9/22/19
332	Daniel Jones at Detroit	10/27/19
308	Daniel Jones at NY Jets	11/10/19
352	Daniel Jones at Washington	12/22/19
301	Daniel Jones vs. Philadelphia	12/29/19
402	Daniel Jones at New Orleans	10/3/21
341	Daniel Jones vs. Detroit	11/20/22
334	Daniel Jones at Minnesota	12/24/22
301**	Daniel Jones at Minnesota	1/15/23
321	Daniel Jones at Arizona	9/17/23
319	Tyrod Taylor vs. LA Rams	12/31/23
309	Drew Lock vs. Indianapolis	12/29/24
450	Russell Wilson at Dallas	9/14/25
366	**Jameis Winston at Detroit**	**11/23/25**
326	**Jameis Winston at Washington**	**10/11/26**

GIANTS RECEIVING HONOR ROLL (1960-11/12/2000)

100 YARDS OR MORE IN A GAME, CHRONOLOGICALLY (SINCE 1960)

*Team Record

**Postseason Game

135	Kyle Rote at St. Louis	10/2/60
116	Kyle Rote at Pittsburgh	10/9/60
124	Kyle Rote at Philadelphia	11/27/60
180	Bob Schnelker vs. Cleveland	12/18/60
105	Kyle Rote at Washington	10/1/61
103	Del Shofner at Washington	10/1/61
122	Del Shofner vs. Washington	11/5/61
137	Del Shofner vs. Philadelphia	11/12/61
129	Kyle Rote vs. Pittsburgh	11/19/61
100	Joe Walton at Philadelphia	12/10/61
135	Del Shofner at Philadelphia	9/23/62
101	Alex Webster at Pittsburgh	9/30/62
127	Frank Gifford vs. Washington	10/28/62
269*	Del Shofner vs. Washington	10/28/62
158	Del Shofner at Dallas	11/11/62
125	Del Shofner at Washington	11/25/62
155	Alex Webster vs. Dallas	12/16/62
101	Phil King at Baltimore	9/15/63
107	Del Shofner at Washington	10/6/63
105	Joe Walton vs. Dallas	10/20/63
108	Del Shofner at Cleveland	10/27/63
119	Del Shofner vs. Philadelphia	11/10/63
159	Del Shofner vs. San Francisco	11/17/63
106	Del Shofner vs. St. Louis	11/24/63
110	Del Shofner vs. Pittsburgh	12/15/63
122	Joe Morrison vs. St. Louis	11/1/64
121	Aaron Thomas vs. Minnesota	12/6/64
147	Joe Morrison vs. Cleveland	12/12/64
117	Aaron Thomas at Minnesota	10/9/65
145	Aaron Thomas vs. Philadelphia	10/17/65
102	Homer Jones vs. Philadelphia	10/17/65
118	Homer Jones at Cleveland	11/14/65
182	Homer Jones at Washington	12/12/65
173	Homer Jones at Pittsburgh	9/11/66
146	Homer Jones vs. Washington	10/16/66
111	Homer Jones vs. Pittsburgh	12/11/66
131	Joe Morrison vs. Dallas	12/18/66
175	Homer Jones at St. Louis	9/17/67
196	Homer Jones at Washington	10/1/67
123	Aaron Thomas vs. New Orleans	10/8/67
125	Joe Morrison at Pittsburgh	10/15/67
110	Aaron Thomas vs. Cleveland	10/29/67
149	Homer Jones at Minnesota	11/5/67
125	Homer Jones vs. St. Louis	12/17/67
101	Homer Jones at Pittsburgh	9/15/68
179	Homer Jones vs. Washington	9/29/68
116	Homer Jones vs. New Orleans	10/6/68
108	Homer Jones at Atlanta	10/13/68
109	Joe Morrison vs. St. Louis	12/8/68
142	Homer Jones vs. St. Louis	12/8/68
107	Aaron Thomas vs. Dallas	12/15/68
100	Homer Jones vs. Minnesota	9/21/69
127	Aaron Thomas at St. Louis	11/9/69
110	Homer Jones vs. St. Louis	12/7/69
134	Joe Morrison vs. Cleveland	12/21/69
110	Clifton McNeil vs. St. Louis	10/25/70
150	Bob Tucker vs. St. Louis	10/25/70
165	Tucker Frederickson vs. Washington	11/15/70
151	Rich Houston at Green Bay	9/19/71
111	Bobby Duhon at Dallas	10/11/71
108	Bob Tucker at Pittsburgh	11/21/71
160	Joe Morrison vs. Philadelphia	12/19/71
116	Bob Tucker vs. Philadelphia	12/19/71
176	Rich Houston vs. Dallas	9/24/72
100	Bob Tucker vs. Philadelphia	11/26/72
136	Bob Tucker vs. Philadelphia	9/23/73
137	Bob Grim at St. Louis	10/28/73
101	Ron Johnson at Washington	12/2/73
100	Walker Gillette vs. Philadelphia	12/8/74
100	Walker Gillette vs. St. Louis	10/25/75
105	Walker Gillette at Washington	9/12/76
132	Doug Kotar at St. Louis	10/3/76
102	Jimmy Robinson vs. Philadelphia	10/31/76
118	Jimmy Robinson at Atlanta	10/2/77
110	Johnny Perkins at Tampa Bay	9/2/78
100	Jimmy Robinson vs. Dallas	9/10/78
169	Earnest Gray vs. San Francisco	10/14/79
107	Earnest Gray at Kansas City	10/21/79
174	Earnest Gray at St. Louis	9/7/80
137	Mike Friede vs. Dallas	11/9/80
119	Earnest Gray vs. Green Bay	11/16/80
108	Mike Friede vs. Green Bay	11/16/80
114	Earnest Gray at Seattle	12/7/80
118	Johnny Perkins vs. New Orleans	9/20/81
101	Gary Shirk vs. New Orleans	9/20/81
129	Johnny Perkins at Dallas	9/27/81
126	Johnny Perkins at Atlanta	10/25/81
118**	Earnest Gray at San Francisco	1/3/82
121**	Johnny Perkins at San Francisco	1/3/82
102	Butch Woolfolk vs. Houston	12/5/82
148	Floyd Eddings vs. Philadelphia	12/11/82
124	Earnest Gray at Dallas	9/18/83
159	Earnest Gray vs. San Diego	10/2/83
111	Earnest Gray at Kansas City	10/16/83
135	Butch Woolfolk vs. Dallas	10/30/83
145	Earnest Gray vs. Washington	11/13/83
119	Byron Williams at L.A. Raiders	11/27/83
134	Earnest Gray at L.A. Raiders	11/27/83
103	Byron Williams vs. Seattle	12/11/83
124	Byron Williams at Washington	12/17/83

137	Bobby Johnson vs. Philadelphia	9/2/84
167	Byron Williams vs. Philadelphia	9/2/84
117	Bobby Johnson at Washington	9/16/84
112	Earnest Gray at L.A. Rams	9/30/84
120	Lionel Manuel at Atlanta	10/14/84
128	Earnest Gray vs. Washington	10/28/84
102	Lionel Manuel at Dallas	11/04/84
126	Zeke Mowatt vs. Kansas City	11/25/84
105	Lionel Manuel at Green Bay	9/15/85
129	Lionel Manuel vs. Dallas	10/6/85
104	Bobby Johnson vs. Dallas	10/6/85
111	Lionel Manuel at Cincinnati	10/13/85
176	Mark Bavaro at Cincinnati	10/13/85
128	Phil McConkey at Dallas	12/15/85
105	Bobby Johnson at Dallas	9/8/86
106	Mark Bavaro at L.A. Raiders	9/21/86
110	Mark Bavaro vs. New Orleans	9/28/86
116	Stacy Robinson @ San Francisco	12/1/86
111	Mark Bavaro @ Washington	12/7/86
151	Lionel Manuel at Dallas	11/2/87
105	Lionel Manuel at Philadelphia	11/15/87
102	Mark Bavaro at Philadelphia	11/15/87
100	Stephen Baker at New Orleans	11/22/87
133	Mark Bavaro vs. Philadelphia	12/6/87
137	Mark Bavaro at St. Louis	12/13/87
109	Mark Bavaro vs. Jets	12/27/87
142	Lionel Manuel at Dallas	9/18/88
103	Odessa Turner at Washington	10/2/88
148	Mark Bavaro at Philadelphia	10/10/88
104	Stephen Baker at Atlanta	10/23/88
106	Lionel Manuel vs. Dallas	11/6/88
134	Stephen Baker at New Orleans	11/27/88
126	Lionel Manuel vs. Philadelphia	12/3/89
109	Stephen Baker at Washington	10/14/90
142	Mark Ingram at Dallas	9/29/91
116	Mark Ingram at Cincinnati	12/1/91
109	Stephen Baker at Chicago	9/21/92
105	Ed McCaffrey at Dallas	11/26/92
124	Mike Sherrard at Washington	10/10/93
113	Mark Jackson vs. Phoenix	11/28/93
109	Mike Sherrard at Houston	11/21/94
101	Mike Sherrard at Cleveland	12/4/94
100	Chris Calloway at Kansas City	9/10/95
128	Mike Sherrard at Seattle	11/5/95
126	Thomas Lewis at Philadelphia	11/19/95
125	Thomas Lewis at Washington	10/20/96
108	Chris Calloway at Washington	10/20/96
145	Chris Calloway at Detroit	10/19/97
100	Kevin Alexander vs. Cincinnati	10/26/97
141	Ike Hilliard at San Francisco	11/30/98
114	Ike Hilliard vs. Washington	9/19/99
105	Amani Toomer vs. Washington	9/19/99
123	Amani Toomer vs. Philadelphia	10/3/99
101	Ike Hilliard at Washington	11/21/99
181	Amani Toomer vs. Jets	12/5/99
121	Ike Hilliard vs. Jets	12/5/99
162	Amani Toomer at St. Louis	12/19/99

GIANTS RECEIVING HONOR ROLL (11/19/2000-PRESENT)

100 YARDS OR MORE IN A GAME, CHRONOLOGICALLY

*Team Record

**Postseason Game

108	Amani Toomer vs. Detroit	11/19/00
136	Amani Toomer vs. Pittsburgh	12/10/00
193	Amani Toomer vs. Jacksonville	12/23/00
155*	Ike Hilliard vs. Minnesota	1/14/01
109	Amani Toomer at Washington	10/28/01
106	Ike Hilliard at Minnesota	11/19/01
124	Amani Toomer vs. Seattle	12/23/01
105	Ike Hilliard vs. Seattle	12/23/01
134	Amani Toomer vs. San Francisco	9/05/02
100	Amani Toomer vs. Seattle	9/22/02
107	Ron Dixon at Minnesota	11/10/02
111	Jeremy Shockey vs. Washington	11/17/02
113	Amani Toomer at Houston	11/24/02
104	Amani Toomer vs. Tennessee	12/1/02
204	Amani Toomer at Indianapolis	12/22/02
116	Jeremy Shockey at Indianapolis	12/22/02
136**	Amani Toomer at San Francisco	1/5/03
126	Amani Toomer vs. Dallas	9/15/03
110	Jeremy Shockey vs. Miami	10/5/03
100	Ike Hilliard at Minnesota	10/26/03
127	Amani Toomer at Jets	11/2/03
106	David Tyree at Philadelphia	11/16/03
110	Amani Toomer vs. Buffalo	11/30/03
126	Amani Toomer vs. Cleveland	9/26/04
102	Tiki Barber vs. Detroit	10/24/04
100	Amani Toomer at Arizona	11/14/04
102	Jamaar Taylor vs. Philadelphia	11/28/04
101	Jeremy Shockey at San Diego	9/25/05
204	Plaxico Burress vs. St. Louis	10/2/05
129	Jeremy Shockey at Dallas	10/16/05
111	Tiki Barber vs. Minnesota	11/13/05
113	Plaxico Burress vs. Philadelphia	11/20/05
127	Jeremy Shockey at Seattle	11/27/05
109	Plaxico Burress at Seattle	11/27/05
107	Jeremy Shockey at Philadelphia	12/11/05
128	Plaxico Burress at Oakland	12/31/05
137	Amani Toomer at Philadelphia	9/17/06
114	Plaxico Burress at Philadelphia	9/17/06
120	Plaxico Burress vs. Philadelphia	12/17/06
144	Plaxico Burress at Dallas	9/9/07
124	Plaxico Burress vs. Jets	10/7/07
129	Jeremy Shockey vs. Dallas	11/11/07
136	Plaxico Burress at Philadelphia	12/9/07
151*	Plaxico Burress at Green Bay	1/20/08
133	Plaxico Burress vs. Washington	9/4/08
102	Domenik Hixon vs. Seattle	10/5/08
150	Mario Manningham at Dallas	9/20/09
134	Steve Smith at Dallas	9/20/09
134	Steve Smith at Kansas City	10/4/09
114	Hakeem Nicks at New Orleans	10/18/09
126	Mario Manningham vs. Atlanta	11/22/09
110	Steve Smith vs. Dallas	12/6/09
110	Hakeem Nicks vs. Philadelphia	12/13/09
103	Steve Smith vs. Tennessee	9/26/10
110	Hakeem Nicks vs. Chicago	10/3/10
130	Hakeem Nicks at Houston	10/10/10
108	Hakeem Nicks at Dallas	10/25/10
101	Steve Smith at Dallas	10/25/10
128	Hakeem Nicks at Seattle	1/7/10
113	Mario Manningham vs. Philadelphia	12/19/10
132	Mario Manningham at Green Bay	12/26/10
101	Mario Manningham at Washington	1/2/11
122	Hakeem Nicks at Washington	9/11/11
110	Victor Cruz at Philadelphia	9/25/11
162	Hakeem Nicks at Arizona	10/2/11
161	Victor Cruz vs. Seattle	10/9/11
128	Victor Cruz vs. Philadelphia	11/20/11
157	Victor Cruz at New Orleans	11/28/11
119	Victor Cruz vs. Green Bay	12/4/11
163	Hakeem Nicks at Dallas	12/11/11
164	Victor Cruz at Jets	12/24/11
178	Victor Cruz vs. Dallas	1/1/12
115**	Hakeem Nicks vs. Atlanta	1/8/12
165**	Hakeem Nicks at Green Bay	1/15/12
142**	Victor Cruz at San Francisco	1/22/12
109**	Hakeem Nicks vs. New England	2/5/12
179	Victor Cruz vs. Tampa Bay	9/16/12
199	Hakeem Nicks vs. Tampa Bay	9/16/12
138	Ramses Barden at Carolina	9/20/12
109	Victor Cruz at Philadelphia	9/30/12
131	Victor Cruz vs. Washington	10/21/12
104	Victor Cruz at Washington	12/3/12
121	Victor Cruz vs. New Orleans	12/9/12
118	Victor Cruz at Dallas	9/8/13
114	Hakeem Nicks at Dallas	9/8/13
101	Rueben Randle at Dallas	9/8/13
118	Victor Cruz vs. Denver	9/15/13
164	Victor Cruz at Kanas City	9/29/13
142	Hakeem Nicks vs. Philadelphia	10/6/13
110	Victor Cruz vs. Green Bay	11/17/13
135	Hakeem Nicks at San Diego	12/8/13
107	Victor Cruz vs. Houston	9/21/14
108	Victor Cruz at Washington	9/25/14
156	Odell Beckham Jr. vs. Indianapolis	11/3/14
108	Odell Beckham Jr. at Seattle	11/9/14
112	Rueben Randle vs. San Francisco	11/16/14
146	Odell Beckham Jr. vs. Dallas	11/23/14
130	Odell Beckham Jr. at Tennessee	12/7/14
143	Odell Beckham Jr. vs. Washington	12/14/14
148	Odell Beckham Jr. at St. Louis	12/21/14
132	Rueben Randle at St. Louis	12/21/14

185	Odell Beckham Jr. vs. Philadelphia	12/28/14
158	Rueben Randle vs. Philadelphia	12/28/14
146	Odell Beckham Jr. vs. Atlanta	9/20/15
116	Rueben Randle vs. Washington	9/24/15
121	Odell Beckham Jr. vs. San Francisco	10/11/15
130	Odell Beckham Jr. at New Orleans	11/1/15
105	Odell Beckham Jr. at Tampa Bay	11/8/15
104	Odell Beckham Jr. vs. New England	11/15/15
142	Odell Beckham Jr. at Washington	11/29/14
149	Odell Beckham Jr. vs. Jets	12/6/15
166	Odell Beckham Jr at Miami	12/14/15
117	Sterling Shepard vs. New Orleans	9/18/16
121	Odell Beckham Jr. vs. Washington	9/25/16
222	Odell Beckham Jr. vs. Baltimore	10/16/16
100	Odell Beckham Jr. at Pittsburgh	12/4/16
150	Odell Beckham Jr. at Philadelphia	12/22/16
142	Sterling Shepard at San Francisco	11/5/17
139	Sterling Shepard vs. Philadelphia	12/17/17
111	Odell Beckham Jr. vs. Jacksonville	9/9/18
109	Odell Beckham Jr. at Houston	9/23/18
131	Odell Beckham Jr. at Carolina	10/7/18
143	Odell Beckham Jr. at Atlanta	10/22/18
167	Sterling Shepard at Atlanta	10/22/18
136	Odell Beckham Jr. vs. Washington	10/28/18
113	Sterling Shepard at Indianapolis	12/23/18
116	Evan Engram at Dallas	9/8/19
100	Sterling Shepard vs. Tampa Bay	9/22/19
113	Evan Engram vs. Tampa Bay	9/22/19
102	Golden Tate at New England	10/10/19
121	Darius Slayton at Jets	11/10/19
154	Darius Slayton at Philadelphia	12/9/19
111	Sterling Shepard vs. Miami	12/15/19
102	Darius Slayton vs. Pittsburgh	9/14/20
129	Darius Slayton at Dallas	10/11/20
129	Evan Engram at Cincinnati	11/29/20
112	Sterling Shepard vs. Dallas	1/2/21
113	Sterling Shepard vs. Denver	9/12/21
116	Kenny Golladay at New Orleans	10/2/21
189	Kadarius Toney at Dallas	10/10/21
100	Wan'Dale Robinson vs. Detroit	11/20/22
105**	Isaiah Hodgins at Minnesota	1/15/23
109	**Jalin Hyatt vs. New England**	**11/26/23**
106	Darius Slayton vs. LA Rams	12/31/23
127	**Malik Nabers at Washington**	**9/15/24**
115	**Malik Nabers vs. Dallas**	**9/26/24**
122	Darius Slayton at Seattle	10/6/24
108	Darius Slayton at Pittsburgh	10/28/24
171	**Malik Nabers vs. Indianapolis**	**12/29/24**
142	Wan'Dale Robinson at Dallas	9/14/25
167	**Malik Nabers at Dallas**	**9/14/25**
156	Wan'Dale Robinson at Detroit	11/23/25
113	Wan'Dale Robinson at Las Vegas	12/28/25
102	**Gunner Olszewski vs. Dallas**	**1/4/26**
112	**Malik Nabers vs. Arizona**	**10/4/26**
121	**Malik Nabers at Washington**	**10/11/26**
165	**Malik Nabers vs. New Orleans**	**10/18/26**
111	**Malik Nabers at Houston**	**10/25/26**

YEARLY LEADERS

SCORING YEAR	PLAYER	TD	PAT	FG	PTS
1925	Jack McBride	2	7	2	25
1926	Jack McBride	5	15	1	48
1927	Jack McBride	6	15	2	57
1928	Jack McBride	5	0	0	30
1929	Henry Haines	11	0	0	66
1930	Len Sedbrook	7	12	1	57
1931	Hap Moran	5	8	1	35
1932	Ray Flaherty	5	0	0	30
1933	Ken Strong	6	13	5	64
1934	Ken Strong	6	8	4	56
1935	Dale Burnett	6	0	0	36
1936	Tillie Manton	1	15	0	21
1937	Ward Cuff	4	0	2	30
1938	Ward Cuff	2	18	5	45
1939	Ward Cuff	2	6	7	39
1940	Ward Cuff	2	9	5	36
1941	Ward Cuff	2	19	5	46
1942	Ward Cuff	2	18	3	39
1943	Bill Paschal	12	0	0	72
1944	Bill Paschal	9	0	0	54
1945	Frank Liebel	10	0	0	60
1946	Ken Strong	0	32	4	44
1947	Ken Strong	0	24	2	30
1948	Bill Swiacki	10	0	0	60
1949	Gene Roberts	17	0	0	102
1950	Ray Poole	0	30	5	45
1951	Ray Poole	0	30	12	66
1952	Ray Poole	0	26	10	56
1953	Frank Gifford	9	2	1	47
1954	Ben Agajanian	0	35	13	74
1955	Ben Agajanian	0	32	10	62
1956	Frank Gifford	0	8	1	65
1957	Ben Agajanian	0	32	10	62
1958	Pat Summerall	0	28	12	64
1959	Pat Summerall	0	30	20	90
1960	Pat Summerall	0	32	13	71
1961	Pat Summerall	0	46	14	88
1962	Don Chandler	0	*47	19	104
1963	Don Chandler	0	52	18	106
1964	Don Chandler	0	27	9	54
1965	Tucker Frederickson	6	0	0	36
	Homer Jones	6	0	0	36
1966	Pete Gogolak	0	29	16	77
1967	Homer Jones	14	0	0	84
1968	Pete Gogolak	0	36	14	78
1969	Pete Gogolak	0	33	11	66
	Joe Morrison	11	0	0	66
1970	Pete Gogolak	0	32	25	107
1971	Pete Gogolak	0	30	6	48
1972	Pete Gogolak	0	34	21	97
1973	Pete Gogolak	0	25	17	76
1974	Pete Gogolak	0	21	10	51
1975	George Hunt	0	24	6	42
1976	Joe Danelo	0	20	8	44
1977	Joe Danelo	0	19	14	61
1978	Joe Danelo	0	27	21	90
1979	Billy Taylor	11	0	0	66
1980	Joe Danelo	0	27	16	75
1981	Joe Danelo	0	31	24	103
1982	Joe Danelo	0	18	12	54
1983	Ali Haji-Sheikh	0	22	*35	127
1984	Ali Haji-Sheikh	0	32	17	83
1985	Joe Morris	21	0	0	126
1986	Raul Allegre	0	33	24	105
1987	Raul Allegre	0	25	17	76
1988	Paul McFadden	0	25	14	67
1989	Ottis Anderson	14	0	0	84
1990	Matt Bahr	0	29	17	80
1991	Matt Bahr	0	24	22	90
1992	Rodney Hampton	14	0	0	84
1993	David Treadwell	0	28	25	103
1994	David Treadwell	0	22	11	55
1995	Brad Daluiso	0	28	20	88
1996	Brad Daluiso	0	22	24	94
1997	Brad Daluiso	0	27	22	93
1998	Brad Daluiso	0	32	21	95
1999	Carey Blanchard	0	19	18	73
2000	Brad Daluiso	0	34	17	85
2001	Morten Andersen	0	29	23	98
2002	Matt Bryant	0	30	26	108
2003	Matt Bryant	0	17	11	50
2004	Steve Christie	0	33	22	99
2005	Jay Feely	0	43	*35	*148
2006	Jay Feely	0	38	23	107
2007	Lawrence Tynes	0	40	23	109
2008	John Carney	0	38	35	143
2009	Lawrence Tynes	0	45	27	126
2010	Lawrence Tynes	0	43	19	100
2011	Lawrence Tynes	0	43	19	100
2012	Lawrence Tynes	0	46	33	1445
2013	Josh Brown	0	31	23	100
2014	Josh Brown	0	44	24	116
2015	Josh Brown	0	44	30	134
2016	Odell Beckham Jr.	10	0	0	60
2017	Aldrick Rosas	0	20	18	74
2018	Aldrick Rosas	0	31	32	127
2019	Aldrick Rosas	0	33	11	66
2020	Graham Gano	0	21	31	114
2021	Graham Gano	0	17	29	104
2022	Graham Gano	0	32	29	119

2023	Saquon Barkley	10	0	0	62**
2024	Greg Joseph	0	6	13	45
2025	**Jaxson Dart**	**9**	**0**	**0**	**54**

*Single Season Club Record **Includes 2-point conversion

RUSHING

YEAR	PLAYER	YDS	ATT	TD
1932	John McBride	302	84	1
1933	Harry Newman	437	130	3
1934	Harry Newman	483	141	3
1935	Elvin Richards	449	153	4
1936	Tuffy Leemans	830	206	2
1937	Hank Soar	442	120	2
1938	Tuffy Leemans	463	121	4
1939	Tuffy Leemans	429	128	3
1940	Tuffy Leemans	474	132	1
1941	Tuffy Leemans	332	100	4
1942	Merle Hapes	363	95	3
1943	Bill Paschal	572	147	10
1944	Bill Paschal	737	196	9
1945	Bill Paschal	247	59	2
1946	Frank Filchock	371	98	2
1947	Gene Roberts	296	86	1
1948	Gene Roberts	491	145	0
1949	Gene Roberts	634	152	9
1950	Eddie Price	703	126	4
1951	Eddie Price	971	271	7
1952	Eddie Price	748	183	5
1953	Sonny Grandelius	278	108	1
1954	Eddie Price	555	135	2
1955	Alex Webster	634	128	5
1956	Frank Gifford	819	159	5
1957	Frank Gifford	528	136	5
1958	Frank Gifford	468	115	8
1959	Frank Gifford	540	106	3
1960	Mel Triplett	573	124	4
1961	Alex Webster	928	196	2
1962	Alex Webster	743	207	5
1963	Phil King	613	161	3
1964	Ernie Wheelwright	402	100	0
1965	Tucker Frederickson	659	195	5
1966	Joe Morrison	327	94	0
1967	Ernie Koy	704	146	4
1968	Tucker Frederickson	486	142	1
1969	Joe Morrison	387	107	4
1970	Ron Johnson	1,027	263	8
1971	Bobby Duhon	344	93	1
1972	Ron Johnson	1,182	298	9
1973	Ron Johnson	902	260	6
1974	Joe Dawkins	561	156	2
1975	Joe Dawkins	438	129	2
1976	Doug Kotar	731	185	3
1977	Bob Hammond	577	154	3
1978	Doug Kotar	625	149	1
1979	Billy Taylor	700	198	7
1980	Billy Taylor	580	147	4
1981	Rob Carpenter	748	190	5
1982	Butch Woolfork	439	112	2
1983	Butch Woolfork	857	246	2
1984	Rob Carpenter	795	250	7
1985	Joe Morris	1,336	194	*21
1986	Joe Morris	1,516	341	14
1987	Joe Morris	658	193	3
1988	Joe Morris	1,083	307	5
1989	Ottis Anderson	1,023	325	14
1990	Ottis Anderson	784	225	11
1991	Rodney Hampton	1,059	256	10
1992	Rodney Hampton	1,141	247	14
1993	Rodney Hampton	1,077	292	5
1994	Rodney Hampton	1,075	327	6
1995	Rodney Hampton	1,182	306	10
1996	Rodney Hampton	827	254	1
1997	Charles Way	698	151	4
1998	Gary Brown	1,063	247	5
1999	Joe Montgomery	348	115	3
2000	Tiki Barber	1,006	213	8
2001	Tiki Barber	865	166	4
2002	Tiki Barber	1,387	304	11
2003	Tiki Barber	1,216	278	2
2004	Tiki Barber	1,518	322	13
2005	Tiki Barber	*1,860	*357	9
2006	Tiki Barber	1,662	327	5
2007	Brandon Jacobs	1,009	202	4
2008	Brandon Jacobs	1,089	219	15
2009	Brandon Jacobs	835	224	5
2010	Ahmad Bradshaw	1,235	276	8
2011	Ahmad Bradshaw	659	171	9
2012	Ahmad Bradshaw	1,015	221	6
2013	Andre Brown	492	139	3
2014	Andre Williams	721	217	7
2015	Rashad Jennings	863	195	3
2016	Rashad Jennings	593	181	3
2017	Orleans Darkwa	751	171	5
2018	Saquon Barkley	1,307	261	11
2019	Saquon Barkley	1,003	217	6
2020	Wayne Gallman Jr.	682	147	6
2021	Saquon Barkley	593	162	2
	Devontae Booker	592	162	2
2022	Saquon Barkley	1,312	295	10
2023	Saquon Barkley	962	247	6
2024	**Tyrone Tracy Jr.**	**839**	**192**	**5**
2025	**Tyrone Tracy Jr.**	**740**	**176**	**2**

*Single Season Club Record

PASSING

YEAR	PLAYER	ATT	COMP	YDS	TD	INT
1932	John McBride	74	36	363	6	9
1933	Harry Newman	136	53	973	11	17
1934	Harry Newman	93	35	391	1	12
1935	Ed Danowksi	113	57	794	10	9
1936	Ed Danowksi	104	47	515	5	10
1937	Ed Danowksi	134	66	814	8	5
1938	Ed Danowksi	129	70	848	7	8
1939	Ed Danowksi	101	42	437	3	6
1940	Ed Miller	73	35	505	4	7
1941	Tuffy Leemans	66	31	475	4	5
1942	Tuffy Leemans	69	35	555	7	4
1943	Tuffy Leemans	87	37	360	5	5
1944	Arnie Herber	86	36	651	6	8
1945	Arnie Herber	80	35	641	9	8
1946	Frank Filchock	169	87	1,262	12	*25
1947	Paul Governali	197	85	1,461	14	16
1948	Charlie Conerly	299	162	2,175	22	13
1949	Charlie Conerly	305	152	2,138	17	20
1950	Charlie Conerly	132	56	1,000	8	7
1951	Charlie Conerly	189	93	1,277	10	22
1952	Charlie Conerly	169	82	1,090	13	10
1953	Charlie Conerly	303	143	1,711	13	*25
1954	Charlie Conerly	210	103	1,439	17	11
1955	Charlie Conerly	202	98	1,310	13	13
1956	Charlie Conerly	174	90	1,143	10	7
1957	Charlie Conerly	232	128	1,712	11	11
1958	Charlie Conerly	184	88	1,199	10	9
1959	Charlie Conerly	194	113	1,706	14	4
1960	George Snow	155	76	1,263	11	13
1961	Y.A. Tittle	285	163	2,272	17	12
1962	Y.A. Tittle	375	200	3,224	33	20
1963	Y.A. Tittle	367	221	3,145	*36	14
1964	Y.A. Tittle	281	147	1,798	10	22
1965	Earl Morrall	302	155	2,446	22	12
1966	Gary Wood	170	81	1,142	6	13
1967	Fran Tarkenton	377	204	3,088	29	19
1968	Fran Tarkenton	337	182	2,555	21	12
1969	Fran Tarkenton	409	220	2,918	23	8
1970	Fran Tarkenton	389	219	2,777	19	12
1971	Fran Tarkenton	386	226	2,567	11	21
1972	Norm Snead	325	196	2,307	17	12
1973	Norm Snead	235	131	1,483	7	8
1974	Craig Morton	237	122	1,510	9	13
1975	Craig Morton	363	186	2,359	11	16
1976	Craig Morton	284	153	1,865	9	20
1977	Joe Pisarcik	241	103	1,346	4	14
1978	Joe Pisarcik	301	143	2,096	12	23
1979	Phil Simms	265	134	1,743	13	14
1980	Phil Simms	402	193	2,321	15	19
1981	Phil Simms	316	172	2,031	11	9
1982	Scott Brunner	298	161	2,017	10	9
1983	Scott Brunner	386	190	2,516	9	22
1984	Phil Simms	*533	*286	4,044	22	18
1985	Phil Simms	495	275	3,829	22	20
1986	Phil Simms	468	259	3,847	21	22

1987	Phil Simms	282	163	2,230	17	9
1988	Phil Simms	479	263	3,359	21	11
1989	Phil Simms	405	228	3,061	14	14
1990	Phil Simms	311	184	2,284	15	4
1991	Jeff Hostetler	285	179	2,032	5	4
1992	Jeff Hostetler	192	103	1,225	8	3
1993	Phil Simms	400	247	3,038	15	9
1994	Dave Brown	350	201	2,536	12	16
1995	Dave Brown	456	254	2,814	11	10
1996	Dave Brown	398	214	2,412	12	20
1997	Danny Kanell	294	156	1,740	11	9
1998	Danny Kanell	299	160	1,603	11	10
1999	Kerry Collins	332	191	2,316	8	11
2000	Kerry Collins	529	311	3,610	22	13
2001	Kerry Collins	568	327	3,764	19	16
2002	Kerry Collins	545	335	*4,073	19	14
2003	Kerry Collins	500	284	3,110	13	16
2004	Kurt Warner	277	174	2,054	6	4
2005	Eli Manning	557	294	3,762	24	17
2006	Eli Manning	522	301	3,244	24	18
2007	Eli Manning	529	297	3,336	23	20
2008	Eli Manning	479	289	3,238	21	10
2009	Eli Manning	509	317	4,021	27	14
2010	Eli Manning	539	339	4,002	31	*25
2011	Eli Manning	*589	*359	4,033	29	16
2012	Eli Manning	536	323	3,948	26	15
2013	Eli Manning	551	317	3,818	18	*27
2014	Eli Manning	*601	*379	4,410	30	14
2015	Eli Manning	*618	*387	4,432	35	14
2016	Eli Manning	598	377	4,027	26	16
2017	Eli Manning	571	352	3,468	19	13
2018	Eli Manning	576	380	4,299	21	11
2019	Daniel Jones	459	284	3,027	24	12
2020	Daniel Jones	448	280	2,943	11	10
2021	Daniel Jones	361	232	2,428	10	7
2022	Daniel Jones	472	317	3,205	15	5
2023	Tyrod Taylor	180	116	1,341	5	3
2024	Daniel Jones	341	216	2,070	8	7
2025	**Jaxson Dart**	**339**	**216**	**2,272**	**15**	**5**

*Single Season Club Record

RECEIVING

YEAR	PLAYER	NO	YDS	TD
1932	Ray Flaherty	21	350	5
1933	Dale Burnett	12	212	3
1934	Morris Badgro	16	206	1
1935	Tod Goodwin	26	432	4
1936	Dale Burnett	16	246	3
1937	Tuffy Leemans	11	157	1
1938	Hank Soar	13	164	2
	Dale Burnett	13	145	1
1939	Hank Soar	12	134	0
1940	Leland Shaffer	15	121	2
1941	Ward Cuff	19	317	2
1942	Ward Cuff	16	267	2
1943	Bill Walls	14	231	2
1944	O'Neal Adams	14	342	1
1945	Frank Liebel	22	593	10
1946	Ray Poole	24	307	3
1947	Ray Poole	23	395	4
1948	Bill Swiacki	39	550	10
1949	Bill Swiacki	47	652	4
1950	Bill Swiacki	20	280	3
1951	Joe Scott	23	356	2
1952	Bill Stribling	26	399	5
1953	Kyle Rote	26	440	5
	Eddie Price	26	233	1
1954	Bob Schnelker	30	550	8
1955	Frank Gifford	33	437	4
1956	Frank Gifford	51	603	4
1957	Frank Gifford	41	588	4
1958	Frank Gifford	29	330	2
1959	Frank Gifford	42	768	4
1960	Kyle Rote	42	750	2
1961	Del Shofner	68	1,125	11
1962*	Del Shofner	53	1,133	12
1963	Del Shofner	64	1,181	9
1964	Aaron Thomas	43	624	6
1965	Joe Morrison	41	574	4
1966	Homer Jones	48	1,044	8
1967	Aaron Thomas (Homer Jones: 13 TD Rec*)	51	877	9
1968	Homer Jones	45	1,057	7
1969	Joe Morrison	44	647	7
1970	Clifton McNeil	50	764	4
1971	Bob Tucker	59	791	4
1972	Bob Tucker	55	764	4
1973	Bob Tucker	50	681	5
1974	Joe Dawkins	46	332	3
1975	Walker Gillette	43	600	2
1976	Bob Tucker	42	498	1
1977	Jim Robinson	22	422	1
1978	Jim Robinson	32	620	2
	Johnny Perkins	32	514	3
1979	Gary Shirk	31	471	2
1980	Earnest Gray	52	777	10
1981	Johnny Perkins	52	858	6
1982	Tom Mullady	27	287	0
1983	Earnest Gray	78	1,139	5
1984	Zeke Mowatt	48	698	7
	Bob Johnson	48	795	6
1985	Lionel Manuel	49	859	6
1986	Mark Bavaro	66	1,001	4
1987	Mark Bavaro	55	867	8
1988	Lionel Manuel	65	1,029	4
1989	Odessa Turner	38	467	4
1990	David Meggett	39	410	1
1991	Mark Ingram	51	824	3
1992	Ed McCaffrey	49	610	5
1993	Mark Jackson	58	708	4
1994	Mike Sherrard	53	825	6
1995	Chris Calloway	56	796	3
1996	Chris Calloway	53	739	4
	Thomas Lewis	53	694	4
1997	Chris Calloway	58	849	8
1998	Chris Calloway	62	812	6
1999	Amani Toomer	79	1,183	6
2000	Amani Toomer	78	1,094	7
2001	Amani Toomer	72	1,054	5
	Tiki Barber	72	577	0
2002	Amani Toomer	82	1,343	8
2003	Tiki Barber	69	461	1
2004	Jeremy Shockey	61	666	6
2005	Plaxico Burress	76	1,214	7
2006	Jeremy Shockey	66	623	7
2007	Plaxico Burress	70	1,025	12
2008	Steve Smith	57	574	1
2009	Steve Smith	107	1,220	7
2010	Hakeem Nicks	79	1,052	11
2011	Victor Cruz	82	*1,536	9
2012	Victor Cruz	86	1,092	10
2013	Victor Cruz	73	998	4
2014	Odell Beckham Jr.	91	1,305	12
2015	Odell Beckham Jr.	96	1,450	**13
2016	Odell Beckham Jr.	102	1,367	10
2017	Evan Engram	64	722	6
2018	Saquon Barkley	91	721	4
2019	Sterling Shepard	57	576	3
2020	Sterling Shepard	66	656	3
2021	Evan Engram	46	408	3
2022	Richie James	57	569	4
	Saquon Barkley	57	338	0
2023	Wan'Dale Robinson	60	525	1
2024	**Malik Nabers**	***109**	**1,204**	**7**
2025	Wan'Dale Robinson	92	1,014	4

*Single Season Club Record **Tied Single Season Club Record

INTERCEPTIONS

YEAR	PLAYER	NO	YDS
1940	Doug Oldershaw	4	48
	Leland Shaffer	4	14
1941	Ward Cuff	4	152
	George Franck	4	94
1942	Merle Hapes	3	49
	Hank Soar	3	31
1943	Dave Brown	6	64
1944	Howard Livingston	9	172
1945	Howard Livingston	3	65
1946	Frank Liebel	5	117
1947	Frank Reagan	10	203
1948	Frank Reagan	9	145
1949	Emlen Tunnel	10	251
1950	Otto Schnellbacher	8	99
1951	Otto Schnellbacher	*11	194

1952	Tom Landry	8	99
1953	Emlen Tunnel	6	117
1954	Emlen Tunnel	8	108
	Tom Landry	8	71
1955	Emlen Tunnel	7	76
1956	Emlen Tunnel	6	87
1957	Emlen Tunnel	6	87
1958	Jim Patton	*11	183
1959	Dick Nolan	5	57
	Lindon Crow	5	54
	Jim Patton	5	13
1960	Jim Patton	6	100
1961	Dick Lynch	9	60
1962	Jim Patton	7	125
1963	Dick Lynch	9	*251
1964	Dick Lynch	4	68
1965	Carl Lockhart	4	117
	Dick Lynch	4	38
1966	Carl Lockhart	6	20
1967	Carl Lockhart	5	38
1968	Willie Williams	10	103
1969	Bruce Maher	5	112
1970	Willie Williams	6	114
1971	Willie Williams	5	58
1972	Carl Lockhart	4	56
	Willie Williams	4	42
	Richmond Flowers	4	30
	Pete Athas	4	11
1973	Pete Athas	5	52
1974	Chuck Crist	3	20
1975	Bobby Brooks	4	38
1976	Rick Volk	2	14
	Brad Van Pelt	2	13
	Jim Steinke	2	0
1977	Bill Bryant	3	54
1978	Terry Jackson	7	115
1979	Brian Kelley	3	41
	Harry Carson	3	28
	Terry Jackson	3	10
1980	Mike Dennis	5	68
1981	Beasley Reece	4	84
1982	Terry Jackson	4	75
1983	Terry Jackson	6	20
1984	Mark Haynes	7	90
1985	Elvis Patterson	6	88
1986	Terry Kinard	4	52
	Perry Williams	4	31
1987	Terry Kinard	5	163
1988	Sheldon White	4	70
1989	Terry Kinard	5	135
1990	Everson Walls	6	80
1991	Mark Collins	4	77
	Everson Walls	4	7
1992	Greg Jackson	4	71
1993	Mark Collins	4	77
	Greg Jackson	4	32
1994	John Booty	3	95
	Phillippi Sparks	3	4
1995	Vencie Glenn	5	91
	Phillippi Sparks	5	11
1996	Jason Sehorn	5	61
1997	Jason Sehorn	6	74
1998	Percy Ellsworth	5	92
1999	Percy Ellsworth	6	80
2000	Emmanuel McDaniel	6	30
2001	Will Allen	4	27
2002	Jason Sehorn	2	31
	William Peterson	2	1
	Shaun Williams	2	-2
2003	Frank Walker	2	74
	Ralph Brown	2	51
	Will Allen	2	23
	Johnnie Harris	2	3
2004	Gibril Wilson	3	39
	Brent Alexander	3	3
2005	Brent Alexander	4	45
2006	Kevin Dockery	2	100
	R.W. McQuarters	2	67
	Mathias Kiwanuka	2	44
	Will Demps	2	39
	Sam Madison	2	28
	Gibril Wilson	2	25
	Fred Robbins	2	12
2007	Sam Madison	4	59
	Gibril Wilson	4	12
2008	Corey Webster	3	65
	James Butler	3	62
	Aaron Ross	3	58
2009	Terrell Thomas	5	87
2010	Terrell Thomas	5	56
2011	Corey Webster	6	71
2012	Stevie Brown	8	*307
2013	Antrel Rolle	6	23
2014	Quintin Demps	4	19
2015	Trumaine McBride	3	84
	Dominique Rodgers Cromartie	3	72
2016	Dominique Rodgers Cromartie	6	28
2017	Janoris Jenkins	3	113
	Ross Cockrell	3	1
2018	Alec Ogletree	5	61
2019	Janoris Jenkins	4	84
2020	James Bradberry	3	19
2021	Xavier McKinney	5	64
2022	Julian Love	2	44
	Dane Belton	2	0
2023	Xavier McKinney	3	22
2024	Five Players With 1	1	52
2025	**Dru Phillips**	**2**	**56**
	Bobby Okereke	2	54

* Single Season Club Record

SACKS (OFFICIAL STATISTIC SINCE 1982)

YEAR	PLAYER	SACKS
1982	Lawrence Taylor	7.5
1983	George Martin	9.0
	Lawrence Taylor	9.0
1984	Lawrence Taylor	11.5
1985	Leonard Marshall	15.5
1986	Lawrence Taylor	20.5
1987	Lawrence Taylor	12.0
1988	Lawrence Taylor	15.5
1989	Lawrence Taylor	15.0
1990	Lawrence Taylor	10.5
1991	Leonard Marshall	11.0
1992	Lawrence Taylor	5.0
1993	Keith Hamilton	11.5
1994	Keith Hamilton	6.5
1995	Michael Strahan	7.5
1996	Chad Bratzke	5.0
	Michael Strahan	5.0
1997	Michael Strahan	14.0
1998	Michael Strahan	15.0
1999	Jessie Armstead	9.0
2000	Keith Hamilton	10.5
2001	Michael Strahan	*22.5
2002	Michael Strahan	11.0
2003	Michael Strahan	18.5
2004	Osi Umenyiora	7.0
2005	Osi Umenyiora	14.5
2006	Osi Umenyiora	6.0
2007	Osi Umenyiora	13.0
2008	Justin Tuck	12.0
2009	Osi Umenyiora	7.0
2010	Osi Umenyiora	11.5
	Justin Tuck	11.5
2011	Jason Pierre-Paul	16.5
2012	Jason Pierre-Paul	6.5
2013	Justin Tuck	11.0
2014	Jason Pierre-Paul	12.5
2015	Robert Ayers	9.5
2016	Olivier Vernon	8.5
2017	Jason Pierre-Paul	8.5
2018	Olivier Vernon	7.0
2019	Markus Golden	10.0
2020	Leonard Williams	11.5
2021	Azeez Ojulari	8.0
2022	Dexter Lawrence	7.5
2023	**Kayvon Thibodeaux**	**11.5**
2024	Dexter Lawrence	9.0
2025	**Brian Burns**	**16.5**

* Single Season Club Record

ALL-PURPOSE YARDS

YEAR	PLAYER	RUSH	REC	PUNT	KO	INT	FUM	TOT
1942	Merle Hapes	363	79	170	215	49	-	876
1943	Bill Paschal	572	74	92	183	0	-	921
1944	Bill Paschal	737	0	102	260	0	-	1,099
1945	Ward Cuff	214	172	124	105	0	-13	602
1946	Bill Paschal	362	78	111	158	0	0	709
1947	George Cheverko	63	300	88	135	54	0	640
1948	Joe Scott	198	235	25	569	10	0	1,037
1949	Gene Roberts	634	711	0	16	0	0	1,361
1950	Joe Scott	322	240	23	351	0	0	936
1951	Eddie Price	971	19	0	0	0	0	990
1952	Emlen Tunnell	0	0	411	364	149	3	927
1953	Frank Gifford	157	292	106	327	0	0	882
1954	Eddie Price	555	352	0	0	0	3	910
1955	Alex Webster	634	269	0	0	0	0	903
1956	Frank Gifford	819	603	0	0	0	0	1,422
1957	Frank Gifford	528	588	0	0	0	0	1,116
1958	Frank Gifford	468	330	0	0	0	0	798
1959	Frank Gifford	540	768	0	0	0	0	1,308
1960	Kyle Rote	0	750	0	0	0	0	750
1961	Alex Webster	928	313	0	0	0	0	1,241
1962	Alex Webster	743	477	0	0	0	0	1,220
1963	Del Shofner	0	1,181	0	0	0	0	1,181
1964	Clarence Childs	102	97	40	987	0	0	1,226
1965	Tucker Frederickson	659	177	0	0	0	0	836
1966	Homer Jones	43	1,044	0	0	0	0	1,087
1967	Homer Jones	60	1,209	0	38	0	8	1,315
1968	Homer Jones	18	1,057	0	0	0	0	1,075
1969	Joe Morrison	387	647	0	0	0	0	1,034
1970	Ron Johnson	1,027	487	0	140	0	0	1,654
1971	Rocky Thompson	177	85	0	947	0	0	1,209
1972	Ron Johnson	1,182	451	0	0	0	0	1,633
1973	Ron Johnson	902	377	0	0	0	0	1,279
1974	Leon McQuay	240	59	81	689	0	0	1,069
1975	Doug Kotar	378	86	5	405	0	0	874
1976	Doug Kotar	731	319	0	39	0	0	1,089
1977	Bobby Hammond	577	136	334	419	0	0	1,466
1978	Bobby Hammond	554	173	157	290	0	0	1,174
1979	Billy Taylor	700	253	0	131	0	0	1,084
1980	Alvin Garrett	31	69	287	527	0	0	914
1981	Leon Bright	197	291	410	481	0	0	1,379
1982	Butch Woolfork	439	224	0	428	0	0	1,091
1983	Butch Woolfork	857	368	0	13	0	0	1,238
1984	Rob Carpenter	795	209	0	0	0	0	1,004
1985	Joe Morris	1,336	212	0	25	0	0	1,573
1986	Joe Morris	1,516	233	0	0	0	0	1,749
1987	Mark Bavaro	0	867	0	0	0	0	867
1988	Joe Morris	1,083	166	0	0	0	0	1,249
1989	David Meggett	117	531	582	577	0	0	1,807
1990	David Meggett	164	410	467	492	0	0	1,533
1991	Rodney Hampton	1,059	283	0	204	0	0	1,546
1992	Rodney Hampton	1,141	215	0	0	0	0	1,356
1993	David Meggett	329	319	331	403	0	0	1,382
1994	David Meggett	298	293	323	548	0	0	1,462
1995	Rodney Hampton	1,182	142	0	0	0	0	1,324
1996	Tyrone Wheatley	400	51	0	503	0	0	954
1997	Charles Way	698	304	0	46	0	0	1,048
1998	Gary Brown	1,063	36	0	0	0	0	1,099
1999	Tiki Barber	258	609	506	266	0	0	1,639
2000	Tiki Barber	1,006	719	332	28	0	0	2,085
2001	Tiki Barber	865	577	338	0	0	0	1,782
2002	Tiki Barber	1,387	597	5	0	0	0	1,989
2003	Tiki Barber	1,216	461	0	0	0	0	1,677
2004	Tiki Barber	1,518	578	0	0	0	0	2,096
2005	Tiki Barber	1,860	530	0	0	0	0	2,390
2006	Tiki Barber	1,662	465	0	0	0	0	2,127
2007	Brandon Jacobs	1,009	174	0	0	0	0	1,183
2008	Derrick Ward	1,025	384	0	21	0	0	1,430
2009	Domenik Hixon	0	187	256	1,291	0	0	1,731
2010	Ahmad Bradshaw	1,235	314	0	0	0	0	1,549
2011	Ahmad Bradshaw	659	267	0	0	0	0	926
2012	David Wilson	358	34	0	1,533	0	0	1,925
2013	Victor Cruz	0	998	0	0	0	0	998
2014	Odell Beckham Jr.	35	1,305	171	0	0	0	1,511
2015	Odell Beckham Jr.	3	1,450	26	0	0	0	1,479
2016	Odell Beckham Jr.	9	1,367	10	0	0	0	1,376
2017	Orleans Darkwa	751	116	0	0	0	0	867
2018	Saquon Barkley	1,307	721	0	0	0	0	2,028
2019	Saquon Barkley	911	413	0	0	0	0	1,324
2020	Wayne Gallman	682	114	0	0	0	0	796
2021	Devontae Booker	593	268	0	0	0	0	861
2022	Saquon Barkley	1,312	338	0	0	0	0	1,650
2023	Saquon Barkley	962	280	0	0	0	0	1,242
2024	**Malik Nabers**	**2**	**1,204**	**0**	**0**	**0**	**0**	**1,206**
2025	**Tyrone Tracy Jr.**	**740**	**288**	**0**	**132**	**0**	**0**	**1,160**

*Single Season Club Record

WIN / LOSS RECORDS

GIANTS BEST WINNING PERCENTAGE SEASONS

1929	.900 (13-1-1)
1927	.885 (11-1-1)
1986	.875 (14-2)
1939	.864 (9-1-1)
1944	.850 (8-1-1)
1950	.833 (10-2)

GIANTS MOST REGULAR SEASON VICTORIES

1986	14 wins
1990	13 wins
1930	13 wins
1929	13 wins
2008	12 wins
2000	12 wins
1989	12 wins
1962	12 wins
2016	11 wins
2005	11 wins
1993	11 wins
1963	11 wins
1933	11 wins
1927	11 wins

GIANTS REGULAR SEASON RECORD MONTH-BY-MONTH

	Home	Road	Total
August	1-0-0 (1.000)	0-0-0	1-0-0 (1.000)
September	54-51-1 (.514)	71-77-4 (.480)	125-128-5 (.494)
October	126-83-4 (.601)	100-106-7 (.486)	226-189-11 (.543)
November	141-96-9 (.592)	77-102-7 (.433)	218-198-16 (.523)
December	80-81-3 (.497)	73-73-0 (.500)	153-154-3 (.498)
January	6-4-0 (.600)	3-5-0 (.375)	9-9-0 (.500)
Total	**408-315-17 (.563)**	**324-363-18 (.472)**	**732-678-35 (.519)**

GIANTS POSTSEASON RECORD MONTH-BY-MONTH

	Home	Road	Neutral	Totals
December	5-6 (.455)	2-9 (.182)	-	7-15 (.318)
January	7-3 (.700)	7-7 (.500)	2-1 (.667)	16-11 (.593)
February	-	-	2-0 (1.000)	2-0-0 (1.000)
Total	**12-9 (.571)**	**9-16 (.360)**	**4-1 (.800)**	**25-26 (.490)**

GIANTS REGULAR SEASON RECORD BY DECADE

	Home	Road	Totals
1920s	27-8-3 (.771)	17-9-2 (.654)	44-17-5 (.705)
1930s	48-15-4 (.762)	32-24-4 (.571)	80-39-8 (.661)
1940s	34-26-3 (.567)	21-21-5 (.500)	55-47-8 (.536)
1950s	39-19-2 (.672)	37-22-1 (.627)	76-41-3 (.646)
1960s	35-31-3 (.530)	34-32-3 (.515)	69-63-6 (.522)
1970s	29-42-1 (.410)	21-51-0 (.292)	50-93-1 (.351)
1980s	46-31-0 (.597)	35-39-1 (.473)	81-70-1 (.536)
1990s	47-33-0 (.588)	36-43-1 (.456)	83-76-1 (.522)
2000s	43-37-0 (.537)	45-35-0 (.563)	88-72-0 (.550)
2010s	38-42-0 (.475)	32-48-0 (.400)	70-90-0 (.438)
2020s	22-31-1 (.425)	14-39-1 (.269)	36-70-2 (.343)
Overall	**408-315-17 (.563)**	**324-363-18 (.472)**	**732-678-35 (.519)**

GIANTS POSTSEASON RECORD BY DECADE

	Home	Road	Super Bowls	Totals
1920s	0-0	0-0		
1930s	2-0 (1.000)	0-3 (.000)		2-3 (.400)
1940s	0-3 (.000)	0-1 (.000)		0-4 (.000)
1950s	2-1 (.667)	0-2 (.000)		2-3 (.400)
1960s	0-1 (.000)	0-2 (.000)		0-3 (.000)
1970s	0-0	0-0		0-0
1980s	3-1 (.800	2-3 (.400)	1-0	6-4 (.600)
1990s	2-1 (.750)	1-1 (.500)	1-0	4-2 (.667)
2000s	2-2 (.400)	3-2 (.667)	1-1	6-5 (.546)
2010s	1-0 (1.000)	2-1 (.667)	1-0	4-1 (.800)
2020s	0-0	1-1 (.500)		1-1 (.500)
Overall	**12-9 (.571)**	**9-16 (.360)**	**4-1 (.800)**	**25-26 (.490)**

Super Bowls XXI, XXV and XXXV count as Giants home games, Super Bowls XLII and XLVI count as Giants road games

BIGGEST WINS

Points	Opponent	Date
56 Pts (56-0)	vs. Philadelphia	10-15-33
53 Pts (53-0)	vs. Frankford	10-19-30
53 Pts (53-0)	vs. Washington	11-5-61
52 Pts (62-10)	vs. Philadelphia	11-26-72
46 Pts (49-3)	at Green Bay (Milw.)	11-21-48
*46 Pts (49-3)	vs. San Francisco	1-4-87
44 Pts (51-7)	vs. N.Y. Yanks	12-3-50
43 Pts (49-6)	vs. St. Louis	12-7-69
*41 Pts (48-7)	vs. Cleveland	12-6-59
40 Pts (47-7)	vs. Chicago	12-30-56
39 Pts (45-6)	at Buffalo Bison	11-5-29
38 Pts (44-6)	vs. Seattle	10-5-08
37 Pts (44-7)	vs. Oakland	10-11-09
37 Pts (44-7)	vs. Phoenix	12-4-88
37 Pts (44-7)	vs. Philadelphia	11-26-67
36 Pts (36-0)	vs. Washington	10-30-05
36 Pts (36-0)	vs. Washington	12-4-38
35 Pts (42-7)	vs. Philadelphia	12-30-12
35 Pts (35-0)	vs. Pittsburgh	10-20-57
35 Pts (55-20)	at Baltimore	11-19-50
35 Pts (42-7)	at Pittsburgh	9-22-35

*Postseason

WORST LOSSES

Points	Opponent	Date
56 Pts (7-63)	at Pittsburgh	11-30-52
49 Pts (7-56)	vs. Chicago Bears	11-14-43
48 Pts (14-62)	at Cleveland	12-6-53
45 Pts (7-52)	at Dallas	9-18-66
45 Pts (0-45)	at Philadelphia	10-10-48
42 Pts (0-42)	at Oakland	11-4-73
41 Pts (14-55)	at L.A. Rams	11-13-66
*41 Pts (3-44)	at San Francisco	1-15-94
40 Pts (0-40)	vs. Dallas	9-10-23
38 Pts (0-38)	at Carolina	9-22-13
38 Pts (7-45)	at New Orleans	12-14-03
38 Pts (0-38)	at Detroit	11-15-36
37 Pts (7-44)	at Minnesota	1-3-10
37 Pts (7-44)	at San Diego	10-19-80
37 Pts (0-37)	at Green Bay	12-31-61
36 Pts (13-49)	at Washington	9-28-75
35 Pts (0-35)	vs. Dallas	9-4-95
35 Pts (10-45)	at Cleveland	12-1-68
35 Pts (14-49)	vs. Washington	12-5-37

*Postseason

BY OPPONENT

GIANTS COMPOSITE RECORD (VS. CURRENT NFC TEAMS)

Opponent	Reg. Season	Playoffs	Total
Arizona	82-46-2	0-0	82-46-2
Atlanta	11-15-0	1-0	12-15-0
Carolina	6-7-0	0-1	6-8-0
Chicago	22-32-2	3-5	25-37-2
Dallas	48-78-2	1-0	49-78-2
Detroit	21-25-1	0-1	21-26-1
Green Bay	25-30-2	3-5	28-35-2
LA Rams	16-30-0	1-1	17-31-0
Minnesota	10-19-0	3-1	13-19-0
New Orleans	17-18-0	0-0	17-18-0
Philadelphia	87-93-2	2-3	89-96-2
San Francisco	17-19-0	4-4	21-23-0
Seattle	11-11-0	0-0	11-11-0
Tampa Bay	15-10-0	1-0	16-10-0
Washington	107-74-6	1-1	108-75-6
TOTALS	**495-507-17**	**20-22**	**515-529-17**

GIANTS COMPOSITE RECORD (VS. CURRENT AFC TEAMS)

Opponent	Reg. Season	Playoffs	Total
Baltimore	3-5-0	0-1	3-6-0
Buffalo	6-8-0	1-0	7-8-0
Cincinnati	5-7-0	0-0	5-7-0
Cleveland	22-27-2	1-1	23-28-2
Denver	6-8-0	1-0	7-8-0
Houston	6-1-0	0-0	6-1-0
Indianapolis	8-10-0	0-2	8-12-0
Jacksonville	4-4-0	0-0	4-4-0
Kansas City	11-5-0	0-0	11-5-0
Las Vegas	7-9-0	0-0	7-9-0
LA Chargers	6-8-0	0-0	6-8-0
Miami	7-4-0	0-0	7-4-0
New England	5-8-0	2-0	7-8-0
NY Jets	8-7-0	0-0	8-7-0
Pittsburgh	44-32-3	0-0	44-32-3
Tennessee	8-6-0	0-0	8-6-0
Totals	**156-149-5**	**5-4**	**161-153-9**

GIANTS VS. DEFUNCT NFL TEAMS

Baltimore Colts (1950)	1-0-0
Brooklyn Lions	2-0-0

Brooklyn Dodgers	20-5-3
Brooklyn Tigers	2-0-0
Boston Yankees	5-1-3
Buffalo Bisons	2-0-0
Canton Bulldogs	0-0-1
Cleveland Bulldogs	1-1-1
Columbus Tigers	1-0-0
Dallas Texans	1-0-0
Dayton Triangles	1-0-0
Detroit Wolverines	0-1-1
Duluth Eskimos	2-0-0
Frankford Yellow Jackets	8-5-1
Hartford Blues	1-0-0
Kansas City Cowboys	2-0-0
Los Angeles Buccaneers	0-1-0
Newark Tornados	2-0-0
New York Bulldogs	1-1-0
New York Yanks	3-0-0
New York Yankees	3-2-0
Orange Tornados	1-0-1
Pottsville Maroons	4-0-0
Providence Steamrollers	10-2-1
Rochester Jeffersons	1-0-0
Staten Island Stapletons	5-2-1
Phil-Pitt (1943)	1-1-0
Card-Pitt (1944)	1-0-0
Totals	**81-22-13**

GIANTS VS. THE NFC EAST IN THE REGULAR SEASON

Year	PHI	WAS	DAL	ARI	Home	Away	Overall
1970	1-1	2-0	1-1	2-0	4-0	2-2	6-2
1971	0-2	0-2	0-2	0-1	0-4	1-3	1-7
1972	2-0	0-2	1-1	2-0	2-2	3-1	5-3
1973	0-1-1	0-2	0-2	1-1	1-2-1	0-4	1-6-1
1974	0-2	0-2	1-1	0-2	0-4	1-3	1-7
1975	1-1	0-2	0-2	0-2	0-4	1-3	1-7
1976	0-2	1-1	0-2	0-2	1-3	0-4	1-7
1977	0-2	2-0	0-2	1-1	2-2	1-3	3-5
1978	0-2	1-1	0-2	1-1	2-2	0-4	2-6
1979	0-2	1-1	0-2	0-2	1-3	0-4	1-7
1980	0-2	0-2	1-1	1-1	1-3	1-3	2-6
1981	1-1	1-1	1-1	2-0	2-2	3-1	5-3
1982	2-0	0-2	0-0	0-1	1-1	1-2	2-3
1983	1-1	0-2	0-2	0-1-1	0-4	1-2-1	1-6-1
1984	1-1	1-1	2-0	1-1	4-0	1-3	5-3
1985	2-0	1-1	0-2	2-0	3-1	2-2	5-3
1986	2-0	2-0	1-1	2-0	4-0	3-1	7-1
1987	2-0	0-2	0-2	1-1	2-2	1-3	3-5
1988	0-2	2-0	2-0	1-1	3-1	2-2	5-3
1989	0-2	2-0	2-0	2-0	3-1	3-1	6-2
1990	1-1	2-0	2-0	2-0	4-0	3-1	7-1
1991	0-2	0-2	1-1	2-0	2-2	1-3	3-5
1992	0-2	1-1	0-2	1-1	1-3	1-3	2-6
1993	2-0	2-0	0-2	1-1	3-1	2-2	5-3
1994	2-0	2-0	1-1	1-1	3-1	3-1	6-2
1995	0-2	2-0	0-2	2-0	2-2	2-2	4-4
1996	0-2	0-2	1-1	1-1	2-2	0-4	2-6
1997	2-0	1-0-1	2-0	2-0	4-0	3-0-1	7-0-1
1998	2-0	1-1	0-2	2-0	3-1	2-2	5-3
1999	2-0	0-2	1-1	0-2	2-2	1-3	3-5
2000	2-0	1-1	2-0	2-0	3-1	4-0	7-1
2001	0-2	1-1	1-1	2-0	3-1	1-3	4-4
2002	1-1	2-0	2-0	-	3-0	2-1	5-1
2003	0-2	1-1	0-2	-	0-3	1-2	1-5
2004	0-2	1-1	2-0	-	201	1-2	3-3
2005	2-0	1-1	1-1	-	3-0	1-2	4-2
2006	1-1	2-0	1-1	-	1-2	3-0	4-2
2007	2-0	1-1	0-2	-	1-2	2-1	3-3
2008	1-1	2-0	1-1	-	2-1	2-1	4-2
2009	0-2	2-0	2-0	-	2-1	2-1	4-2
2010	0-2	2-0	1-1	-	1-2	2-1	3-3
2011	1-1	0-2	2-0	-	1-2	2-1	3-3
2012	1-1	1-1	1-1	-	2-1	1-2	3-3
2013	1-1	2-0	1-1	-	1-2	2-1	3-3
2014	0-2	2-0	0-2	-	1-2	1-2	2-4
2015	0-2	1-1	1-1	-	2-1	0-3	2-4
2016	1-1	1-1	2-0	--	2-1	2-1	4-2
2017	0-2	1-1	0-2	-	1-2	0-3	1-5
2018	0-2	1-1	0-2	-	0-3	1-2	1-5
2019	0-2	2-0	0-2	-	1-2	1-2	2-4
2020	1-1	2-0	1-1	-	3-0	1-2	4-2
2021	1-1	0-2	0-2	-	1-2	0-3	1-5
2022	0-2	1-0-1	0-2	-	0-2-1	1-2	1-4-1
2023	1-1	2-0	0-2	-	2-1	1-2	3-3
2024	0-2	0-2	0-2	-	0-3	0-3	0-6
2025	1-1	0-2	1-1		1-1	0-3	1-4
2026	0-0	0-0-1	1-0		1-0	0-0-1	1-0-1
Totals	**42-68-1**	**59-51-3**	**42-69**	**37-24-1**	**103-93-2**	**77-119-3**	**180-212-5**

GIANTS VS. THE AFC (1970-2026)

Year	Home	Away	Overall
1970	1-0	2-0	3-0
1971	1-1	0-1	1-2
1972	1-1	0-1	1-2
1973	1-0	0-2	1-2
1974	0-2	1-0	1-2
1975	1-1	1-0	2-1
1976	1-1	0-1	1-2
1977	0-1	0-1	0-2
1978	1-0	0-1	1-1
1979	0-1	1-0	1-1
1980	0-2	1-1	1-3
1981	0-1	1-0	1-1
1982	1-0	0-0	1-0
1983	0-2	0-2	0-4
1984	1-0	1-0	2-0
1985	1-1	1-1	2-2
1986	3-0	1-1	4-1*
1987	2-0	0-1	2-1
1988	1-0	0-1	1-1
1989	2-0	2-0	4-0
1990	2-1	2-0	4-1*
1991	2-0	1-1	3-1
1992	2-0	0-2	2-2
1993	1-1	1-1	2-2
1994	1-1	2-0	3-1
1995	0-2	0-2	0-4
1996	0-2	2-0	2-2
1997	1-1	0-2	1-3
1998	2-0	1-1	3-1
1999	1-1	1-1	2-2
2000	2-1	1-1	3-2*
2001	1-1	1-1	2-2
2002	1-1	1-1	2-2
2003	0-2	1-1	1-3
2004	1-1	0-2	1-3
2005	2-0	1-1	3-1
2006	1-1	0-2	1-3
2007	1-1	3-0	4-1*
2008	2-0	1-1	3-1
2009	1-1	1-1	2-2
2010	1-1	1-1	2-2
2011	2-0	3-0	5-0*
2012	1-1	0-2	1-3
2013	1-1	0-2	1-3
2014	1-1	1-1	2-2
2015	0-2	2-0	2-2
2016	2-0	1-1	3-1
2017	1-1	1-1	2-2
2018	0-2	1-1	1-3
2019	1-1	0-2	1-3
2020	0-2	1-1	1-3
2021	1-1	0-3	1-4
2022	3-0	2-0	5-0
2023	1-1	0-3	1-4
2024	1-2	1-1	2-3
2025	1-1	1-2	2-3
2026	1-0	1-0	1-0
Totals	**60-49**	**48-56**	**108-105**

*Includes Super Bowl Win
**Includes Super Bowl Loss

NOTABLE GAMES

GIANTS IN OVERTIME

Won: 26 Lost: 22 Tied: 4
Regular Season: 24-20-4 Postseason: 2-2
Home: 10-11-1 (0-2) Away: 14-9-3 (2-0)

Date	Opponent	Score
12-28-58	vs. Baltimore (NFL Champ. Game)	17-23 (L)
11-10-74	vs. Jets	20-26 (L)
12-18-77	vs. Chicago	9-12 (L)
11-12-78	at Washington	13-16 (L)
10-25-81	at Atlanta	27-24 (W)

11-15-81	vs. Washington	27-30 (L)
12-19-81	vs. Dallas	13-10 (W)
9-11-83	at Atlanta	16-13 (W)
10-24-83	at St. Louis (Monday Night Football)	20-20 (T)
9-29-85	at Philadelphia	16-10 (W)
10-18-87	at Buffalo	3-6 (L)
12-6-87	vs. Philadelphia	23-20 (W)
10-30-88	at Detroit	13-10 (W)
11-20-88	vs. Philadelphia	17-23 (L)
1-7-89	vs. Rams (Divisional Playoff Game)	13-19 (L)
1-2-94	vs. Dallas	13-16 (L)
10-30-94	vs. Detroit	25-28 (L)
9-10-95	at Kansas City	17-20 (L)
10-8-95	vs. Arizona	27-21 (W)
9-1-96	vs. Buffalo	20-23 (L)
10-19-97	at Detroit	26-20 (W)
11-23-97	at Washington (Sunday Night Football)	7-7 (T)
10-31-99	at Philadelphia	23-17 (W)
11-4-01	vs. Dallas	27-24 (W)
12-1-02	vs. Tennessee	27-21 (L)
12-28-02	vs. Philadelphia	10-7 (W)
9-15-03	vs. Dallas	35-32 (L)
9-21-03	at Washington	24-21 (W)
11-2-03	at Jets	31-28 (W)
10-6-05	at Dallas	16-13 (L)
11-27-05	at Seattle	24-21 (L)
12-11-05	at Philadelphia	26-23 (W)
9-17-06	at Philadelphia	30-24 (W)
1-20-08	at Green Bay (NFC Champ. Game)	23-20 (W)
9-21-08	vs. Cincinnati	26-23 (W)
12-21-08	vs. Carolina	34-28 (W)
11-22-09	vs. Atlanta	34-31 (W)
1-22-12	at San Francisco (NFC Cham. Game	20-17 (W)
12-22-13	at Detroit	23-20 (W)
12-6-15	vs. Jets	23-20 (L)
11-19-17	vs. Kansas City	12-9 (W)
12-2-18	vs. Chicago	30-27 (W)
12-9-19	at Philadelphia	23-17 (L)
12-22-19	at Washington	41-35 (W)
10-3-21	at New Orleans	27-21 (W)
12-4-22	Washington	20-20 (T)
10-29-23	Jets	13-10 (L)
11-20-24	at Carolina	20-17 (L)
9-14-25	at Dallas	40-37 (L)
11-23-25	at Detroit	34-27 (L)
10-11-26	at Washington	27-27 (T)
10-25-26	at Houston	27-21 (W)

GIANTS ON SUNDAY NIGHT

Overall: 24-35-1 Home: 12-16 Away: 12-19-1

Date	Opponent	Score	Network
10-6-85	vs. Dallas	29-30 (L)	ABC
11-8-87	vs. New England	17-10 (W)	ESPN
11-27-88	at New Orleans	13-12 (W)	ESPN
9-9-90	vs. Philadelphia	27-20 (W)	TNT
10-27-91	vs. Washington	13-17 (L)	ESPN
11-1-92	at Washington	24-7 (W)	TNT
11-15-92	at Denver	13-27 (L)	ESPN
10-3-93	at Buffalo	14-17 (L)	TNT
9-11-94	at Arizona	20-17 (W)	TNT
10-29-95	at Washington	24-15 (W)	TNT
9-1-96	vs. Buffalo	20-23 OT (L)	TNT
11-10-96	at Carolina	17-27 (L)	ESPN
11-23-97	at Washington	7-7 OT (T)	ESPN
10-11-98	vs. Atlanta	20-34 (L)	ESPN
9-26-99	at New England	14-16 (L)	ESPN
9-24-00	vs. Washington	6-16 (L)	ESPN
11-26-00	at Arizona	31-7 (W)	ESPN
12-17-00	at Dallas	17-13 (W)	ESPN
11-3-02	vs. Jacksonville	24-17 (W)	ESPN
12-14-03	at New Orleans	7-45 (L)	ESPN
1-2-05	vs. Dallas	28-24 (W)	ESPN
9-25-05	at San Diego	23-45 (L)	ESPN
9-10-06	vs. Indianapolis	21-26 (L)	NBC
11-12-06	vs. Chicago	20-38 (L)	NBC
9-9-07	at Dallas	35-45 (L)	NBC
9-30-07	vs. Philadelphia	16-3 (W)	NBC
12-16-07	vs. Washington	10-22 (L)	NBC
11-9-08	at Philadelphia	36-31 (W)	NBC
12-14-08	at Dallas	8-20 (L)	NBC
12-21-08	vs. Carolina	34-28 OT (W)	NBC
9-20-09	at Dallas	33-31 (W)	NBC
10-25-09	vs. Arizona	17-24 (L)	NBC
12-13-09	vs. Philadelphia	38-45 (L)	NBC
9-19-10	at Indianapolis	14-38 (L)	NBC
10-3-10	vs. Chicago	17-3 (W)	NBC
11-21-10	at Philadelphia	17-27 (L)	NBC
11-20-11	vs. Philadelphia	10-17 (L)	NBC
12-11-11	at Dallas	37-34 (W)	NBC
1-1-12	vs. Dallas	31-14 (W)	NBC
9-30-12	at Philadelphia	17-19 (L)	NBC
11-25-12	vs. Green Bay	38-10 (W)	NBC
9-8-13	at Dallas	31-36 (L)	NBC
12-1-13	at Washington	24-17 (W)	NBC
10-12-14	at Philadelphia	0-27 (L)	NBC
11-23-14	vs. Dallas	28-31 (L)	NBC
9-13-15	at Dallas	26-27 (L)	NBC
10-11-15	vs. San Francisco	30-27 (W)	NBC
12-27-15	at Minnesota	17-49 (L)	NBC
10-09-16	at Green Bay	16-23 (L)	NBC
12-11-16	vs. Dallas	10-7 (W)	NBC
9-10-17	at Dallas	3-19 (L)	NBC
10-15-17	at Denver	23-10 (W)	NBC
9-16-18	at Dallas	13-20 (L)	NBC
12-20-20	vs. Cleveland	20-6 (L)	NBC
12-18-22	at Washington	20-12 (W)	NBC
9-10-23	vs. Dallas	0-40 (L)	NBC
10-15-23	at Buffalo	9-14 (L)	NBC
10-13-24	vs. Cincinnati	7-17 (L)	NBC
9-21-25	vs. Kansas City	22-9 (L)	NBC
9-13-26	vs. Dallas	28-20 (W)	NBC

GIANTS ON MONDAY NIGHT

Overall: 26-50-1 Home: 10-15 Away: 16-35-1

Date	Opponent	Score
11-23-70	at Philadelphia	20-23 (L)
10-11-71	at Dallas	13-20 (L)
10-2-72	at Philadelphia	27-12 (W)
12-10-73	at Rams	6-40 (L)
10-20-75	at Buffalo	17-14 (W)
10-31-77	at St. Louis	0-28 (L)
9-17-79	at Washington	0-27 (L)
9-22-80	at Philadelphia	3-35 (L)
9-20-82	vs. Green Bay	19-27 (L)
9-26-83	vs. Green Bay	27-3 (W)
10-24-83	at St. Louis	20-20 (T)
11-7-83	at Detroit	9-15 (L)
10-8-84	vs. San Francisco	10-31 (L)
11-18-85	at Washington	21-23 (L)
9-8-86	at Dallas	28-31 (L)
10-27-86	vs. Washington	27-20 (W)
12-1-86	at San Francisco	21-17 (W)
9-14-87	at Chicago	19-34 (L)
10-5-87	vs. San Francisco	21-41 (L)
11-2-87	at Dallas	24-33 (L)
9-5-88	vs. Washington	27-20 (W)
10-10-88	at Philadelphia	13-24 (L)
9-11-89	at Washington	27-24 (W)
10-30-89	vs. Minnesota	24-14 (W)
11-27-89	at San Francisco	24-34 (L)
11-5-90	at Indianapolis	24-7 (W)
12-3-90	at San Francisco	3-7 (L)
9-2-91	vs. San Francisco	16-14 (W)
10-14-91	at Pittsburgh	23-20 (W)
11-4-91	at Philadelphia	7-30 (L)
9-21-92	at Chicago	27-14 (W)
12-20-93	at New Orleans	24-14 (W)
10-10-94	vs. Minnesota	10-27 (L)
11-7-94	vs. Minnesota	10-38 (L)
11-21-94	at Houston	13-10 (W)
9-4-95	vs. Dallas	0-35 (L)
9-21-98	vs. Dallas	7-31 (L)
11-30-98	at San Francisco	7-31 (L)
10-18-99	vs. Dallas	13-10 (W)
9-10-01	at Denver	31-20 (L)
10-22-01	vs. Philadelphia	10-9 (L)
11-19-01	at Minnesota	28-16 (L)
10-28-02	at Philadelphia	17-3 (L)
9-15-03	vs. Dallas	35-32 (L)
11-24-03	at Tampa Bay	19-13 (L)
9-19-05	at New Orleans*	27-10 (W)
10-23-06	at Dallas	36-22 (W)
11-20-06	at Jacksonville	26-10 (L)
10-15-07	at Atlanta	31-10 (W)

10-13-08	at Cleveland	35-14 (L)
12-21-09	at Washington	45-12 (W)
10-25-10	at Dallas	41-34 (W)
9-19-11	vs. St. Louis	28-16 (W)
11-28-11	at New Orleans	24-29 (L)
12-3-12	at Washington	16-17 (L)
10-21-13	vs. Minnesota	23-7 (W)
9-8-14	at Detroit	14-35 (L)
11-3-14	vs. Indianapolis	24-40 (L)
10-19-15	at Philadelphia	7-27 (L)
12-14-15	at Miami	31-24 (W)
10-3-16	at Minnesota	10-24 (L)
11-14-16	vs. Cincinnati	21-20 (W)
9-18-17	vs. Detroit	10-24 (L)
10-22-18	at Atlanta	20-23 (L)
11-12-18	at San Francisco	27-23 (W)
11-4-19	vs. Dallas	37-18 (L)
12-9-19	at Philadelphia	23-17 (L)
9-14-20	vs. Pittsburgh	26-16 (L)
11-2-20	vs. Tampa Bay	25-23 (L)
11-1-21	at Kansas City	20-17 (L)
11-22-21	at Tampa Bay	30-10 (L)
9-26-22	vs. Dallas	16-23 (L)
10-2-23	vs. Seattle	3-24 (L)
12-11-23	vs. Green Bay	24-22 (W)
10-28-24	at Pittsburgh	18-26 (L)
12-1-25	at New England	15-33 (L)
9-21-26	at Los Angeles Rams	6-28 (L)

*Played in Giants Stadium

MILESTONE GAMES

(based on regular season games)

1st Game	10-11-25 at Providence (L) 0-14
50th Game	12-8-28 at Frankford (L) 0-7
100th Game	10-9-32 at Boston (L) 6-14
200th Game	11-3-40 at Brooklyn (W) 10-7
300th Game	11-20-49 vs. Detroit (L) 21-45
400th Game	9-28-58 Chicago Cardinals (W) 37-7*
500th Game	11-14-65 at Cleveland (L) 21-34
600th Game	11-26-72 vs. Philadelphia (W) 62-10
700th Game	11-11-79 vs. Atlanta (W) 24-3
800th Game	10-12-86 vs. Philadelphia (W) 35-3
900th Game	11-22-92 vs. Philadelphia (L) 34-47
1,000th Game	12-20-98 vs. Kansas City (W) 28-7
1,100th Game	9-25-05 at San Diego (L) 28-45
1,200th Game	10-30-11 vs. Miami (W) 20-17
1,300th Game	11-23-17 at Washington (L) 10-20
1,400th Game	12-11-23 vs. Green Bay (W) 24-22

*Game played in Buffalo, NY

GIANTS YEAR-BY-YEAR RESULTS

1920'S

1925 (8-4)

4th Place, National Football League
ROBERT FOLWELL, Head Coach

Date	Opponent	Giants	Opp.
10/11	at Providence (L)	0	14
10/17	at Frankford (L)	3	5
10/18	Frankford (L)	0	14
11/1	Cleveland Bulldogs (W)	19	0
11/3	Buffalo Bisons (W)	7	0
11/8	Columbus (W)	19	0
11/11	Rochester (W)	13	0
11/15	Providence (W)	13	12
11/22	Kansas City Cowboys (W)	9	3
11/29	Dayton (W)	23	0
12/6	Chicago Bears (L)	7	19
12/13	at Chicago Bears (W)	9	0
	(H 7-2, A 1-2)	**122**	**67**

1926 (8-4-1)

7th Place, National Football League
JOSEPH ALEXANDER, Head Coach

Date	Opponent	Giants	Opp.
9/26	at Hartford (W)	21	0
10/3	at Providence (W)	7	6
10/10	at Chicago Bears (L)	0	7
10/16	at Frankford (L)	0	6
10/17	Frankford (L)	0	6
10/24	Kansas City Cowboys (W)	13	0
11/2	Canton (T)	7	7
11/7	Chicago Cardinals (W)	20	0
11/11	Duluth (W)	14	13
11/14	LA Buccaneers (L)	0	6
11/21	Providence (W)	21	0
11/25	at Brooklyn Lions (W)	17	0
11/28	Brooklyn Lions (W)	27	0
	(H 5-2-1, A 3-2)	**147**	**51**

1927 (11-1-1)

1st Place, National Football League
EARL POTTEIGER, Head Coach
NFL CHAMPIONS

Date	Opponent	Giants	Opp.
9/25	at Providence (W)	8	0
10/2	at Cleveland Bulldogs (T)	0	0
10/9	at Pottsville (W)	19	0
10/16	Cleveland Bulldogs (L)	0	6
10/22	at Frankford (W)	13	0
10/23	Frankford (W)	27	0
10/30	Pottsville (W)	16	0
11/6	Duluth (W)	21	0
11/8	Providence (W)	25	0
11/20	Chicago Cardinals (W)	28	7
11/27	Chicago Bears (W)	13	7
12/4	New York Yankees (W)	14	0
12/11	at New York Yankees (W)	13	0
	(H 7-1, A 4-0-1)	**197**	**20**

1928 (4-7-2)

6th Place, National Football League
EARL POTTEIGER, Head Coach

Date	Opponent	Giants	Opp.
9/30	at Pottsville (W)	12	6
10/7	at Green Bay (W)	6	0
10/14	at Chicago Bears (L)	0	13
10/21	at Detroit Wolverines (L)	0	28
10/28	at New York Yankees (W)	10	7
11/4	Frankford (T)	0	0
11/6	Pottsville (W)	13	7
11/11	Detroit Wolverines (T)	19	19
11/18	Green Bay (L)	0	7
11/25	at Providence (L)	0	16
12/2	New York Yankees (L)	13	19
12/8	at Frankford (L)	0	7
12/16	at New York Yankees (L)	6	7
	(H 1-2-2, A 3-5)	**79**	**136**

1929 (13-1-1)

2nd Place, National Football League
LeROY ANDREWS, Head Coach

Date	Opponent	Giants	Opp.
9/29	at Orange (T)	0	0
10/6	at Providence (W)	7	0
10/13	Staten Island (W)	19	9
10/20	Frankford (W)	32	0
10/27	Providence (W)	19	0
11/3	at Chicago Bears (W)	26	14
11/5	at Buffalo Bisons (W)	45	6
11/10	Orange (W)	22	0
11/17	Chicago Bears (W)	34	0
11/24	Green Bay (L)	6	20
11/28	at Staten Island (W)	21	7
12/1	Chicago Cardinals (W)	24	21
12/7	at Frankford (W)	12	0
12/8	Frankford (W)	31	0
12/15	at Chicago Bears (W)	14	9
	(H 7-1, A 6-0-1)	**312**	**86**

1930'S

1930 (13-4)

2nd Place, National Football League
LeROY ANDREWS, Head Coach (11-4)
STEVE OWEN & BENNIE FRIEDMAN, Co-Head Coaches (2-0)

Date	Opponent	Giants	Opp.
9/17	at Newark (W)	32	0
9/28	at Providence (W)	27	7
10/5	at Green Bay (L)	7	14
10/12	at Chicago Bears (W)	12	0
10/16	Chicago Cardinals (W)	25	12
10/19	Frankford (W)	53	0
10/26	Providence (W)	25	0
10/30	Newark (W)	34	7
11/2	Staten Island (W)	9	7
11/5	at Portsmouth (W)	19	6

11/9	at Chicago Cardinals (W)	13	7
11/16	Chicago Bears (L)	0	12
11/23	Green Bay (W)	13	6
11/27	at Staten Island (L)	6	7
11/30	Brooklyn Dodgers (L)	6	7
12/6	at Frankford (W)	14	6
12/7	at Brooklyn Dodgers (W)	13	0
	(H 6-2, A 7-2)	**308**	**98**

1931 (7-6-1)

5th Place, National Football League
STEVE OWEN, Head Coach

Date	Opponent	Giants	Opp.
9/27	at Providence (W)	14	6
9/30	at Portsmouth (L)	6	14
10/4	at Green Bay (L)	7	27
10/11	at Chicago Bears (L)	0	6
10/18	Staten Island (W)	7	0
10/25	Brooklyn Dodgers (W)	27	0
11/1	Portsmouth (W)	14	0
11/8	Frankford (W)	13	0
11/15	Chicago Bears (L)	6	12
11/22	Green Bay (L)	10	14
11/26	at Staten Island (L)	6	9
11/29	Providence (T)	0	0
12/6	at Brooklyn Dodgers (W)	19	6
12/13	at Chicago Bears (W)	25	6
	(H 4-2-1, A 3-4)	**154**	**100**

1932 (4-6-2)

5th Place, National Football League
STEVE OWEN, Head Coach

Date	Opponent	Giants	Opp.
9/25	at Portsmouth (L)	0	7
10/2	at Green Bay (L)	0	13
10/9	at Boston Braves (L)	6	14
10/16	at Brooklyn Dodgers (W)	20	12
10/23	Boston Braves (T)	0	0
10/30	Portsmouth (L)	0	6
11/6	Chicago Bears (L)	8	28
11/13	Staten Island (W)	27	7
11/20	Green Bay (W)	6	0
11/24	at Staten Island (T)	13	13
11/27	at Brooklyn Dodgers (W)	13	7
12/4	at Chicago Bears (L)	0	6
	(H 2-2-1, A 2-4-1)	**93**	**113**

1933 (11-3)

1st Place, Eastern Div.
STEVE OWEN, Head Coach

Date	Opponent	Giants	Opp.
9/20	at Pittsburgh (W)	23	2
9/24	at Portsmouth (L)	7	17
10/1	Green Bay (Milw.) (W)	10	7
10/8	at Boston Redskins (L)	20	21
10/15	Philadelphia (W)	56	0
10/22	Brooklyn Dodgers (W)	21	7
10/29	at Chicago Bears (L)	10	14
11/5	Portsmouth (W)	13	10
11/12	Boston Redskins (W)	7	0
11/19	Chicago Bears (W)	3	0
11/26	Green Bay (W)	17	6
11/30	at Brooklyn Dodgers (W)	10	0
12/3	Pittsburgh (W)	27	3
12/10	at Philadelphia (W)	20	14
	(H 7-0, A 4-3)	**244**	**101**
	NFL Championship Game		
12/17	at Chicago Bears (L)	21	23

1934 (8-5)

1st Place, Eastern Div
STEVE OWEN, Head Coach
NFL CHAMPIONS

Date	Opponent	Giants	Opp.
9/23	at Detroit (L)	0	9
9/30	Green Bay (Milw.) (L)	6	20
10/3	at Pittsburgh (W)	14	12
10/7	at Boston Redskins (W)	16	13
10/14	Brooklyn Dodgers (W)	14	0
10/21	Pittsburgh (W)	17	7
10/28	Philadelphia (W)	17	0
11/4	at Chicago Bears (L)	7	27
11/11	Green Bay (W)	17	3
11/18	Chicago Bears (L)	9	10
11/25	Boston Redskins (W)	3	0
11/29	at Brooklyn Dodgers (W)	27	0
12/2	at Philadelphia (L)	0	6
	(H 5-1, A 3-4)	**147**	**107**
	NFL Championship Game		
12/9	Chicago Bears (W)	30	13

1935 (9-3)

1st Place, Eastern Div.
STEVE OWEN, Head Coach

Date	Opponent	Giants	Opp.
9/22	at Pittsburgh (W)	42	7
9/29	at Green Bay (L)	7	16
10/6	at Boston Redskins (W)	20	12
10/13	Brooklyn Dodgers (W)	10	7
10/20	Boston Redskins (W)	17	6
10/27	Chicago Cardinals (L)	13	14
11/3	Chicago Bears (L)	3	20
11/17	at Chicago Bears (W)	3	0
11/24	Philadelphia (W)	10	0
11/28	at Brooklyn Dodgers (W)	21	0
12/1	at Philadelphia (W)	21	14
12/8	Pittsburgh (W)	13	0
	(H 4-2, A 5-1)	**180**	**96**
	NFL Championship Game		
12/15	at Detroit (L)	7	26

1936 (5-6-1)

3rd Place, Eastern Div.
STEVE OWEN, Head Coach

Date	Opponent	Giants	Opp.
9/13	at Philadelphia (L)	7	10
9/27	at Pittsburgh (L)	7	10
10/4	at Boston Redskins (W)	7	0
10/11	Brooklyn Dodgers (T)	10	10
10/18	Chicago Cardinals (W)	14	6
10/25	Philadelphia (W)	21	17
11/1	Detroit (W)	14	7
11/8	Chicago Bears (L)	7	25
11/15	at Detroit (L)	0	38
11/22	Green Bay (L)	14	26
11/26	at Brooklyn Dodgers (W)	14	0
12/6	Boston Redskins (L)	0	14
	(H 3-3-1, A 2-3)	**115**	**163**

1937 (6-3-2)

2nd Place, Eastern Div.
STEVE OWEN, Head Coach

Date	Opponent	Giants	Opp.
9/16	at Washington (L)	3	13
9/26	at Pittsburgh (W)	10	7
10/3	at Philadelphia (W)	16	7
10/17	Philadelphia (W)	21	0
10/24	Brooklyn Dodgers (W)	21	0
10/31	Chicago Bears (T)	3	3
11/7	Pittsburgh (W)	17	0
11/14	Detroit (L)	0	17
11/21	Green Bay (W)	10	0
11/25	at Brooklyn Dodgers (T)	13	13
12/5	Washington (L)	14	49
	(H 4-2-1, A 2-1-1)	**128**	**109**

1938 (8-2-1)

1st Place, Eastern Div.
STEVE OWEN, Head Coach
NFL CHAMPIONS

Date	Opponent	Giants	Opp.
9/18	at Pittsburgh (W)	27	14
9/25	at Philadelphia (L)	10	14
10/3	Pittsburgh (L)	10	13
10/9	at Washington (W)	10	7
10/16	Philadelphia (W)	17	7
10/23	Brooklyn Dodgers (W)	28	14
11/6	Chicago Cardinals (W)	6	0
11/13	Cleveland Rams (W)	28	0
11/20	Green Bay (W)	15	3
11/24	at Brooklyn Dodgers (T)	7	7
12/4	Washington (W)	36	0
	(H 6-1, A 2-1-1)	**194**	**79**
	NFL Championship Game		
12/11	Green Bay (W)	23	17

1939 (9-1-1)

1st Place, Eastern Div.
STEVE OWEN, Head Coach

Date	Opponent	Giants	Opp.

9/24	at Philadelphia (W)	13	3
10/1	at Washington (T)	0	0
10/8	at Pittsburgh (W)	14	7
10/15	Philadelphia (W)	27	10
10/22	Chicago Bears (W)	16	13
10/29	at Brooklyn Dodgers (W)	7	6
11/5	at Detroit (L)	14	18
11/12	Chicago Cardinals (W)	17	7
11/19	Pittsburgh (W)	23	7
11/26	Brooklyn Dodgers (W)	28	7
12/3	Washington (W)	9	7
	(H 6-0, A 3-1-1)	**168**	**85**
	NFL Championship Game		
12/10	Green Bay (Milw.) (L)	0	27

1940'S

1940 (6-4-1)

3rd Place, Eastern Div.
STEVE OWEN, Head Coach

Date	Opponent	Giants	Opp.
9/15	at Pittsburgh (T)	10	10
9/22	at Washington (L)	7	21
9/28	at Philadelphia (W)	20	14
10/13	Philadelphia (W)	17	7
10/20	Pittsburgh (W)	12	0
10/27	Chicago Bears (L)	21	37
11/3	at Brooklyn Dodgers (W)	10	7
11/10	Cleveland Rams (L)	0	13
11/17	Green Bay (W)	7	3
11/24	Washington (W)	21	7
12/1	Brooklyn Dodgers (L)	6	14
	(H 4-3, A 2-1-1)	**131**	**133**

1941 (8-3)

1st Place, Eastern Div.
STEVE OWEN, Head Coach

Date	Opponent	Giants	Opp.
9/13	at Philadelphia (W)	24	0
9/28	at Washington (W)	17	10
10/5	at Pittsburgh (W)	37	10
10/12	Philadelphia (W)	16	0
10/19	Pittsburgh (W)	28	7
10/26	at Brooklyn Dodgers (L)	13	16
11/2	Chicago Cardinals (L)	7	10
11/9	Detroit (W)	20	13
11/16	Cleveland Rams (W)	49	14
11/23	Washington (W)	20	13
12/7	Brooklyn Dodgers (L)	7	21
	(H 5-2, A 3-1)	**238**	**114**
	NFL Championship Game		
12/21	at Chicago Bears (L)	9	37

1942 (5-5-1)

3rd Place, Eastern Div.
STEVE OWEN, Head Coach

Date	Opponent	Giants	Opp.
9/27	at Washington (W)	14	7
10/4	at Pittsburgh (L)	10	13
10/11	Philadelphia (W)	35	17
10/18	at Chicago Bears (L)	7	26
10/25	at Brooklyn Dodgers (L)	7	17
11/1	Pittsburgh (L)	9	17
11/8	at Philadelphia (W)	14	0
11/15	Washington (L)	7	14
11/22	Green Bay (T)	21	21
11/29	Chicago Cardinals (W)	21	7
12/6	Brooklyn Dodgers (W)	10	0
	(H 3-2-1, A 2-3)	**155**	**139**

1943 (6-3-1)

T-1st Place, Eastern Div.
STEVE OWEN, Head Coach

Date	Opponent	Giants	Opp.
10/9	at Phil-Pitt (L)	14	28
10/17	at Brooklyn Dodgers (W)	20	0
10/24	Phil-Pitt (W)	42	14
10/31	Green Bay (L)	21	35
11/7	at Detroit (T)	0	0
11/14	Chicago Bears (L)	7	56
11/21	Chicago Cardinals (W)	24	13
11/28	Brooklyn Dodgers (W)	24	7
12/5	Washington (W)	14	10
12/12	at Washington (W)	31	1
	(H 4-2, A 2-1-1)	**197**	**170**
	Eastern Division Playoff Game		
12/19	Washington (L)	0	28

1944 (8-1-1)

1st Place, Eastern Div.
STEVE OWEN, Head Coach

Date	Opponent	Giants	Opp.
10/8	at Boston Yankees (W)	22	10
10/15	at Brooklyn Tigers (W)	14	7
10/22	Card-Pitt (W)	23	0
10/29	Philadelphia (L)	17	24
11/5	Boston Yankees (W)	31	0
11/12	at Philadelphia (T)	21	21
11/19	Green Bay (W)	24	0
11/26	Brooklyn Tigers (W)	7	0
12/3	Washington (W)	16	13
12/10	at Washington (W)	31	0
	(H 5-1, A 3-0-1)	**206**	**75**
	NFL Championship Game		
12/17	Green Bay (L)	7	14

1945 (3-6-1)

T-3rd Place, Eastern Div
STEVE OWEN, Head Coach

Date	Opponent	Giants	Opp.
10/7	at Pittsburgh (W)	34	6
10/14	at Boston Yankees* (T)	13	13
10/21	Pittsburgh (L)	7	21
10/28	Washington (L)	14	24
11/4	Cleveland Rams (L)	17	21
11/11	at Philadelphia (L)	17	38
11/18	Detroit (W)	35	14
11/25	Green Bay (L)	14	23
12/2	Philadelphia (W)	28	21
12/9	at Washington (L)	0	17
	(H 2-4, A 1-2-1)	**179**	**198**

* played at Yankee Stadium

1946 (7-3-1)

1st Place, Eastern Div
STEVE OWEN, Head Coach

Date	Opponent	Giants	Opp.
9/30	at Boston Yankees (W)	17	0
10/6	at Pittsburgh (W)	17	14
10/13	at Washington (L)	14	24
10/20	Chicago Cardinals (W)	28	24
10/27	Chicago Bears (W)	14	0
11/3	at Philadelphia (L)	14	24
11/10	Philadelphia (W)	45	17
11/17	Boston Yankees (T)	28	28
11/24	Pittsburgh (W)	7	0
12/1	Los Angeles Rams (L)	21	31
12/8	Washington (W)	31	0
	(H 5-1-1, A 2-2)	**236**	**162**
	NFL Championship Game		
12/15	Chicago Bears (L)	14	24

1947 (2-8-2)

5th Place, Eastern Div.
STEVE OWEN, Head Coach

Date	Opponent	Giants	Opp.
9/29	at Boston Yankees (T)	7	7
10/5	at Philadelphia (L)	0	23
10/12	at Washington (L)	20	28
10/19	Boston Yankees (L)	0	14
10/26	Pittsburgh (L)	21	38
11/2	at Detroit (L)	7	35
11/9	Philadelphia (L)	24	41
11/16	at Pittsburgh (L)	7	24
11/23	Green Bay (T)	24	24
11/30	Chicago Cardinals (W)	35	31
12/7	Washington (W)	35	10
12/14	at Los Angeles Rams (L)	10	34
	(H 2-3-1, A 0-5-1)	**190**	**309**

1948 (4-8)

3rd Place, Eastern Conf.
STEVE OWEN, Head Coach

Date	Opponent	Giants	Opp.
9/23	at Boston Yankees (W)	27	7
10/3	at Washington (L)	10	41
10/10	at Philadelphia (L)	0	45
10/17	Chicago Cardinals (L)	35	63
10/24	Pittsburgh (W)	34	27
10/31	at Chicago Bears (L)	14	35
11/7	Philadelphia (L)	14	35
11/14	Los Angeles Rams (L)	37	52

11/21	Green Bay (Milw.) (W)	49	3
11/28	Boston Yankees (W)	28	14
12/5	at Pittsburgh (L)	28	38
12/12	Washington (L)	21	28
	(H 2-4, A 2-4)	**297**	**388**

1949 (6-6)

3rd Place, Eastern Div.
STEVE OWEN, Head Coach

Date	Opponent	Giants	Opp.
9/25	at Pittsburgh (L)	7	28
9/30	at New York Bulldogs (W)	38	14
10/9	at Washington (W)	45	35
10/16	Pittsburgh (L)	17	21
10/23	Chicago Bears (W)	35	28
10/30	at Chicago Cardinals (W)	41	38
11/6	New York Bulldogs (L)	24	31
11/13	at Green Bay (W)	30	10
11/20	Detroit (L)	21	45
11/27	Washington (W)	23	7
12/4	Philadelphia (L)	3	24
12/11	at Philadelphia (L)	3	17
	(H 2-4, A 4-2)	**287**	**298**

1950'S

1950 (10-2)

T-1st Place, American Conf.
STEVE OWEN, Head Coach

Date	Opponent	Giants	Opp.
9/17	at Pittsburgh (W)	18	7
10/1	at Cleveland (W)	6	0
10/8	at Washington (W)	21	17
10/15	Pittsburgh (L)	6	17
10/22	Cleveland (W)	17	13
10/29	at Chicago Cardinals (L)	3	17
11/5	Washington (W)	24	21
11/12	Chicago Cardinals (W)	51	21
11/19	at Baltimore (W)	55	20
11/26	Philadelphia (W)	7	3
12/3	New York Yanks (W)	51	7
12/10	at Philadelphia (W)	9	7
	(H 5-1, A 5-1)	**268**	**150**
	American Conference Playoff Game		
12/17	at Cleveland (L)	3	8

1951 (9-2-1)

2nd Place, American Conf.
STEVE OWEN, Head Coach

Date	Opponent	Giants	Opp.
10/1	at Pittsburgh (T)	13	13
10/7	at Washington (W)	35	14
10/14	Chicago Cardinals (W)	28	17
10/21	Philadelphia (W)	26	24
10/28	at Cleveland (L)	13	14
11/4	New York Yanks (W)	37	31
11/11	Washington (W)	28	14
11/18	Cleveland (L)	0	10
11/25	at Chicago Cardinals (W)	10	0
12/2	Pittsburgh (W)	14	0
12/9	at Philadelphia (W)	23	7
12/16	at New York Yanks (W)	27	17
	(H 5-1, A 4-1-1)	**254**	**161**

1952 (7-5)

T-2nd Place, American Conf.
STEVE OWEN, Head Coach

Date	Opponent	Giants	Opp.
9/28	at Dallas Texans (W)	24	6
10/4	at Philadelphia (W)	31	7
10/12	at Cleveland (W)	17	9
10/19	Chicago Cardinals (L)	23	24
10/26	Philadelphia (L)	10	14
11/2	at Chicago Cardinals (W)	28	6
11/9	San Francisco (W)	23	14
11/16	Green Bay (L)	3	17
11/23	at Washington (W)	14	10
11/30	at Pittsburgh (L)	7	63
12/7	Washington (L)	17	27
12/14	Cleveland (W)	37	34
	(H 2-4, A 5-1)	**234**	**231**

1953 (3-9)

5th Place, Eastern Conf.
STEVE OWEN, Head Coach

Date	Opponent	Giants	Opp.
9/27	at Los Angeles Rams (L)	7	21
10/3	at Pittsburgh (L)	14	24
10/11	at Washington (L)	9	13
10/18	Chicago Cardinals (W)	21	7
10/25	Cleveland (L)	0	7
11/1	at Chicago Cardinals (W)	23	20
11/8	at Philadelphia (L)	7	30
11/15	Pittsburgh (L)	10	14
11/22	Washington (L)	21	24
11/29	Philadelphia (W)	37	28
12/6	at Cleveland (L)	14	62
12/13	Detroit (L)	16	27
	(H 2-4, A 1-5)	**179**	**277**

1954 (7-5)

3rd Place, Eastern Conf.
JIM LEE HOWELL, Head Coach

Date	Opponent	Giants	Opp.
9/26	at Chicago Cardinals (W)	41	10
10/2	at Baltimore (L)	14	20
10/10	at Washington (W)	51	21
10/17	Chicago Cardinals (W)	31	17
10/24	Washington (W)	24	7
10/31	at Cleveland (L)	14	24
11/7	at Pittsburgh (W)	30	6
11/14	Philadelphia (W)	27	14
11/21	Los Angeles Rams (L)	16	17
11/28	Cleveland (L)	7	16
12/5	Pittsburgh (W)	24	3
12/12	at Philadelphia (L)	14	29
	(H 4-2, A 3-3)	**293**	**184**

1955 (6-5-1)

3rd Place, Eastern Conf.
JIM LEE HOWELL, Head Coach

Date	Opponent	Giants	Coach
9/24	at Philadelphia (L)	17	27
10/2	at Chicago Cardinals (L)	17	28
10/9	at Pittsburgh (L)	23	30
10/16	Chicago Cardinals (W)	10	0
10/23	Pittsburgh (L)	17	19
10/30	Washington (W)	35	7
11/6	at Cleveland (L)	14	24
11/13	Baltimore (W)	17	7
11/20	Philadelphia (W)	31	7
11/27	Cleveland (T)	35	35
12/4	at Washington (W)	27	20
12/11	at Detroit (W)	24	19
	(H 4-1-1, A 2-4)	**267**	**223**

1956 (8-3-1)

1st Place, Eastern Conf.
JIM LEE HOWELL, Head Coach
NFL CHAMPIONS

Date	Opponent	Giants	Opp.
9/30	at San Francisco (W)	38	1
10/7	at Chicago Cardinals (L)	27	35
10/14	at Cleveland (W)	21	9
10/21	Pittsburgh (W)	38	10
10/28	Philadelphia (W)	20	3
11/4	at Pittsburgh (W)	17	14
11/11	Chicago Cardinals (W)	23	10
11/18	at Washington (L)	7	33
11/25	Chicago Bears (T)	17	17
12/2	Washington (W)	28	14
12/9	Cleveland (L)	7	24
12/15	at Philadelphia (W)	21	7
	(H 4-1-1, A 4-2)	**264**	**197**
	NFL Championship Game		
12/30	Chicago Bears (W)	47	7

1957 (7-5)

2nd Place, Eastern Conf.
JIM LEE HOWELL, Head Coach

Date	Opponent	Giants	Opp.
9/29	at Cleveland (L)	3	6
10/5	at Philadelphia (W)	24	20
10/13	at Washington (W)	24	20
10/20	Pittsburgh (W)	35	0
10/27	Washington (L)	14	31
11/3	at Green Bay (W)	21	17
11/10	Chicago Cardinals (W)	27	14
11/17	Philadelphia (W)	13	0

11/24	at Chicago Cardinals (W)	28	21
12/1	San Francisco (L)	17	27
12/7	at Pittsburgh (L)	10	21
12/15	Cleveland (L)	28	34
	(H 3-3, A 4-2)	**254**	**211**

1958 (9-3)

T-1st Place, Eastern Conf.
JIM LEE HOWELL, Head Coach

Date	Opponent	Giants	Opp.
9/28	at Chicago Cardinals* (W)	37	7
10/5	at Philadelphia (L)	24	27
10/12	at Washington (W)	21	14
10/19	Chicago Cardinals (L)	6	23
10/26	Pittsburgh (W)	17	6
11/2	at Cleveland (W)	21	17
11/9	Baltimore(W)	24	21
11/16	at Pittsburgh (L)	10	31
11/23	Washington (W)	30	0
11/30	Philadelphia (W)	24	10
12/7	at Detroit (W)	19	17
12/14	Cleveland (W)	13	10
	(H 5-1, A 4-2)	**246**	**183**

* played at Buffalo, N.Y.

Eastern Conference Playoff Game

12/21	Cleveland (W)	10	0

NFL Championship Game

12/28	Baltimore (OT) (L)	17	23

1959 (10-2)

1st Place, Eastern Conf.
JIM LEE HOWELL, Head Coach

Date	Opponent	Giants	Opp.
9/26	at Los Angeles Rams (W)	23	21
10/4	at Philadelphia (L)	21	49
10/11	at Cleveland (W)	10	6
10/18	Philadelphia (W)	24	7
10/25	at Pittsburgh (W)	21	16
11/1	Green Bay (W)	20	3
11/8	Chicago Cardinals (W)	9	3
11/15	Pittsburgh (L)	9	14
11/22	at Chicago Cardinals* (W)	30	20
11/29	Washington (W)	45	14
12/6	Cleveland (W)	48	7
12/13	at Washington (W)	24	10
	(H 5-1, A 5-1)	**284**	**170**

* played at Minneapolis, Minn.

NFL Championship Game

12/27	at Baltimore (L)	16	31

1960'S

1960 (6-4-2)

3rd Place, Eastern Conf.
JIM LEE HOWELL, Head Coach

Date	Opponent	Giants	Opp.
9/25	at San Francisco (W)	21	19
10/2	at St. Louis (W)	35	14
10/9	at Pittsburgh (W)	19	17
10/16	Washington (T)	24	24
10/30	St. Louis (L)	13	20
11/6	at Cleveland (W)	17	13
11/13	Pittsburgh (W)	27	24
11/20	Philadelphia (L)	10	17
11/27	at Philadelphia (L)	23	31
12/4	Dallas (T)	31	31
12/11	at Washington (W)	17	3
12/18	Cleveland (L)	34	48
	(H 1-3-2, A 5-1)	**271**	**261**

1961 (10-3-1)

1st Place, Eastern Conf.
ALLIE SHERMAN, Head Coach

Date	Opponent	Giants	Opp.
9/17	St. Louis (L)	10	21
9/24	at Pittsburgh (W)	17	14
10/1	at Washington (W)	24	21
10/8	at St. Louis (W)	24	9
10/15	at Dallas (W)	31	10
10/22	L.A. Rams (W)	24	14
10/29	Dallas (L)	16	17
11/5	Washington (W)	53	0
11/12	Philadelphia (W)	38	21
11/19	Pittsburgh (W)	42	21
11/26	at Cleveland (W)	37	21
12/3	Green Bay (Milw.) (L)	17	20
12/10	at Philadelphia (W)	28	24
12/17	Cleveland (T)	7	7
	(H 4-2-1, A 6-1)	**368**	**220**

NFL Championship Game

12/31	at Green Bay (L)	0	37

1962 (12-2)

1st Place, Eastern Conference
ALLIE SHERMAN, Head Coach

Date	Opponent	Giants	Opp.
9/16	at Cleveland (L)	7	7
9/23	at Philadelphia (W)	29	13
9/30	at Pittsburgh (W)	31	27
10/7	at St. Louis (W)	31	14
10/14	Pittsburgh (L)	17	20
10/21	Detroit (W)	17	14
10/28	Washington (W)	49	34
11/4	St. Louis (W)	31	28
11/11	at Dallas (W)	41	10
11/18	Philadelphia (W)	19	14
11/25	at Washington (W)	42	24
12/2	at Chicago (W)	26	24
12/9	Cleveland (W)	17	13
12/16	Dallas (W)	41	31
	(H 6-1, A 6-1)	**398**	**283**

NFL Championship Game

12/30	Green Bay (L)	7	16

1963 (11-3)

1st Place, Eastern Conference
ALLIE SHERMAN, Head Coach

Date	Opponent	Giants	Opp.
9/15	at Baltimore (W)	37	28
9/22	at Pittsburgh (L)	0	31
9/29	at Philadelphia (W)	37	14
10/6	at Washington (W)	24	14
10/13	Cleveland (L)	24	35
10/20	Dallas (W)	37	21
10/27	at Cleveland (W)	33	6
11/3	at St. Louis (W)	38	21
11/10	Philadelphia (W)	42	14
11/17	San Francisco (W)	48	14
11/24	St. Louis (L)	17	24
12/1	at Dallas (W)	34	27
12/8	Washington (W)	44	14
12/15	Pittsburgh (W)	33	17
	(H 5-2, A 6-1)	**448**	**280**

NFL Championship Game

12/29	at Chicago (L)	10	14

1964 (2-10-2)

7th Place, Eastern Conference
ALLIE SHERMAN, Head Coach

Date	Opponent	Giants	Opp.
9/13	at Philadelphia (L)	7	38
9/20	at Pittsburgh (L)	24	27
9/25	Washington (W)	13	10
10/4	at Detroit (L)	3	26
10/11	at Dallas (T)	13	13
10/18	Philadelphia (L)	17	23
10/25	at Cleveland (L)	20	42
11/1	St. Louis (W)	34	17
11/8	Dallas (L)	21	31
11/15	at St. Louis (T)	10	10
11/22	Pittsburgh (L)	17	44
11/29	at Washington (L)	21	36
12/6	Minnesota (L)	21	30
12/12	Cleveland (L)	21	52
	(H 2-5, A 0-5-2)	**242**	**399**

1965 (7-7)

T-2nd, Eastern Conference
ALLIE SHERMAN, Head Coach

Date	Opponent	Giants	Opp.
9/19	at Dallas (L)	2	31
9/26	at Philadelphia (W)	16	14

10/3	at Pittsburgh (W)	23	13
10/9	at Minnesota (L)	14	40
10/17	Philadelphia (W)	35	27
10/24	Cleveland (L)	14	38
10/31	St. Louis (W)	14	10
11/7	Washington (L)	7	23
11/14	at Cleveland (L)	21	34
11/21	at St. Louis (W)	28	15
11/28	Chicago (L)	14	35
12/5	Pittsburgh (W)	35	10
12/12	at Washington (W)	27	10
12/19	Dallas (L)	20	38
	(H 3-4, A 4-3)	**270**	**338**

1966 (1-12-1)

8th Place, Eastern Conf.
ALLIE SHERMAN, Head Coach

Date	Opponent	Giants	Opp.
9/11	at Pittsburgh (T)	34	34
9/18	at Dallas (L)	7	52
9/25	at Philadelphia (L)	17	35
10/2	Cleveland (L)	7	28
10/9	at St. Louis (L)	19	24
10/16	Washington (W)	13	10
10/23	Philadelphia (L)	3	31
11/6	St. Louis (L)	17	20
11/13	at Los Angeles Rams (L)	14	55
11/20	Atlanta (L)	16	27
11/27	at Washington (L)	41	72
12/4	at Cleveland (L)	40	49
12/11	Pittsburgh (L)	28	47
12/18	Dallas (L)	7	17
	(H 1-6, A 0-6-1)	**263**	**501**

1967 (7-7)

2nd Place, Century Division
ALLIE SHERMAN, Head Coach

Date	Opponent	Giants	Opp.
9/17	at St. Louis (W)	37	20
9/24	at Dallas (L)	24	38
10/1	at Washington (L)	34	38
10/8	New Orleans (W)	27	21
10/15	at Pittsburgh (W)	27	24
10/22	Green Bay (L)	21	48
10/29	Cleveland (W)	38	34
11/5	at Minnesota (L)	24	27
11/12	at Chicago (L)	7	34
11/19	Pittsburgh (W)	28	20
11/26	Philadelphia (W)	44	7
12/3	at Cleveland (L)	14	24
12/10	Detroit (L)	7	30
12/17	St. Louis (W)	37	14
	(H 5-2, A 2-5)	**369**	**379**

1968 (7-7)

2nd Place, NFC East
ALLIE SHERMAN, Head Coach

Date	Opponent	Giants	Opp.
9/15	at Pittsburgh (W)	34	20
9/22	at Philadelphia (W)	34	25
9/29	Washington (W)	48	21
10/6	New Orleans (W)	38	21
10/13	at Atlanta (L)	21	24
10/20	San Francisco (L)	10	26
10/27	at Washington (W)	13	10
11/3	Baltimore (L)	0	26
11/10	at Dallas (W)	27	21
11/17	Philadelphia (W)	7	6
11/24	at Los Angeles Rams (L)	21	24
12/1	at Cleveland (L)	10	45
12/8	St. Louis (L)	21	28
12/15	Dallas (L)	10	28
	(H 3-4, A 4-3)	**294**	**325**

1969 (6-8)

2nd Place, NFC East
ALEX WEBSTER, Head Coach

Date	Opponent	Giants	Opp.
9/21	Minnesota	24	23
9/28	at Detroit	0	24
10/5	Chicago	28	24
10/12	Pittsburgh	10	7
10/19	at Washington	14	20
10/27	at Dallas	3	25
11/2	Philadelphia	20	23
11/9	at St. Louis	17	42
11/16	New Orleans	24	25
11/23	at Cleveland	17	28
11/30	Green Bay (Milw.)	10	20
12/7	St. Louis	49	6
12/14	at Pittsburgh	21	17
12/21	Cleveland	27	14
	(H 5-2, A 1-6)	**264**	**298**

1970'S

1970 (9-5)

2nd Place, NFC East
ALEX WEBSTER, Head Coach

Date	Opponent	Giants	Opp.
9/19	Chicago (L)	16	24
9/27	at Dallas (L)	10	28
10/4	at New Orleans (L)	10	14
10/11	Philadelphia (W)	30	23
10/18	at Boston Patriots (W)	16	0
10/25	St. Louis (W)	35	17
11/1	at New York Jets (W)	22	10
11/8	Dallas (W)	23	20
11/15	Washington (W)	35	33
11/23	at Philadelphia (L)	20	23
11/29	at Washington (W)	27	24
12/6	Buffalo (W)	20	6
12/13	at St. Louis (W)	34	17
12/20	Los Angeles Rams (L)	3	31
	(H 5-2, A 4-3)	**301**	**270**

1971 (4-10)

5th Place, NFC East
ALEX WEBSTER, Head Coach

Date	Opponent	Giants	Opp.
9/19	at Green Bay (W)	42	40
9/26	Washington (L)	3	30
10/3	at St. Louis (W)	24	20
10/11	at Dallas (L)	13	20
10/17	Baltimore (L)	7	31
10/24	at Philadelphia (L)	7	23
10/31	Minnesota (L)	10	17
11/7	San Diego (W)	35	17
11/24	at Atlanta (W)	21	17
11/21	at Pittsburgh (L)	13	17
11/28	St. Louis (L)	7	24
12/5	at Washington (L)	7	23
12/12	Dallas (L)	14	42
12/19	Philadelphia (L)	28	41
	(H 1-6, A 3-4)	**228**	**362**

1972 (8-6)

3rd Place, NFC East
ALEX WEBSTER, Head Coach

Date	Opponent	Giants	Opp.
9/17	at Detroit (L)	16	30
9/24	Dallas (L)	14	23
10/2	at Philadelphia (W)	27	12
10/8	New Orleans (W)	45	21
10/15	at San Francisco (W)	23	17
10/22	St. Louis (W)	27	21
10/29	Washington (L)	16	23
11/5	Denver (W)	29	17
11/12	at Washington (L)	13	27
11/19	at St. Louis (W)	13	7
11/26	Philadelphia (W)	62	10
12/3	at Cincinnati (L)	10	13
12/10	Miami (L)	13	23
12/17	at Dallas (W)	23	3
	(H 4-3, A 4-3)	**331**	**247**

1973 (2-11-1)

5th Place, NFC East
ALEX WEBSTER, Head Coach

Date	Opponent	Giants	Opp.
9/16	Houston (W)	34	14
9/23	Philadelphia (T)	23	23
9/30	at Cleveland (L)	10	12
10/7	Green Bay (L)	14	16
10/14	Washington (L)	3	21
10/21	at Dallas (L)	28	45
10/28	at St. Louis (L)	27	35
11/4	at Oakland (L)	0	42
11/11	Dallas (L)	10	23

11/18	St. Louis (W)	24	13
11/25	at Philadelphia (L)	16	20
12/2	at Washington (L)	24	27
12/10	at Los Angeles Rams (L)	6	40
12/16	Minnesota (L)	7	31
	(H 2-4-1, A 0-7)	**226**	**362**

(Note: Sept. 16 and Sept. 23 games were played at Yankee Stadium. Remainder of home schedule was played at Yale Bowl, New Haven, Conn.)

1974 (2-12)

5th Place, NFC East
BILL ARNSPARGER, Head Coach

Date	Opponent	Giants	Opp.
9/15	Washington (L)	10	13
9/22	New England (L)	20	28
9/29	at Dallas (W)	14	6
10/6	Atlanta (L)	7	14
10/13	at Philadelphia (L)	7	35
10/20	at Washington (L)	3	24
10/27	Dallas (L)	7	21
11/3	at Kansas City (W)	33	27
11/10	New York Jets (OT) (L)	20	26
11/17	at Detroit (L)	19	20
11/24	St. Louis (L)	21	23
12/1	at Chicago (L)	13	16
12/8	Philadelphia (L)	7	20
12/15	at St. Louis (L)	14	26
	(H 0-7, A 2-5)	**195**	**299**

1975 (5-9)

4th Place, NFC East
BILL ARNSPARGER, Head Coach

Date	Opponent	Giants	Opp.
9/21	at Philadelphia (W)	23	14
9/28	at Washington (L)	13	49
10/5	at St. Louis (L)	14	26
10/12	Dallas (L)	7	13
10/20	at Buffalo (W)	17	14
10/25	St. Louis (L)	13	20
11/1	San Diego (W)	35	24
11/9	Washington (L)	13	21
11/16	Philadelphia (L)	10	13
11/23	Green Bay (Milw.) (L)	14	40
11/30	at Dallas (L)	3	14
12/7	Baltimore (L)	0	21
12/14	New Orleans (W)	28	14
12/21	at San Francisco (W)	26	23
	(H 2-5, A 3-4)	**216**	**306**

1976 (3-11)

5th Place, NFC East
BILL ARNSPARGER, Head Coach (0-7)
JOHN MCVAY, Head Coach (3-4)

Date	Opponent	Giants	Opp.
9/12	at Washington (L)	17	19
9/19	at Philadelphia (L)	7	20
9/26	at Los Angeles Rams (L)	10	24
10/3	at St. Louis (L)	21	27
10/10	Dallas (L)	14	24
10/17	at Minnesota (L)	7	24
10/24	Pittsburgh (L)	0	27
10/31	Philadelphia (L)	0	10
11/7	at Dallas (L)	3	9
11/14	Washington (W)	12	9
11/21	at Denver (L)	13	14
11/28	Seattle (W)	28	16
12/5	Detroit (W)	24	10
12/12	St. Louis (L)	14	17
	(H 3-4, A 0-7)	**170**	**250**

1977 (5-9)

5th Place, NFC East
JOHN MCVAY, Head Coach

Date	Opponent	Giants	Opp.
9/18	Washington (W)	20	17
9/25	at Dallas (L)	21	41
10/2	at Atlanta (L)	3	17
10/9	Philadelphia (L)	10	28
10/16	San Francisco (W)	20	17
10/23	at Washington (W)	17	6
10/31	at St. Louis (L)	0	28
11/6	Dallas (L)	10	24
11/13	at Tampa Bay (W)	10	0
11/20	Cleveland (L)	7	21
11/27	at Cincinnati (L)	13	30
12/4	St. Louis (W)	27	7
12/11	at Philadelphia (L)	14	17
12/18	Chicago (OT) (L)	9	12
	(H 3-4, A 2-5)	**181**	**265**

1978 (6-10)

5th Place, NFC East
JOHN MCVAY, Head Coach

Date	Opponent	Giants	Opp.
9/2	at Tampa Bay (W)	19	13
9/10	Dallas (L)	24	34
9/17	Kansas City (W)	26	10
9/24	San Francisco (W)	27	10
10/1	at Atlanta (L)	20	23
10/8	at Dallas (L)	3	24
10/15	Tampa Bay (W)	17	14
10/22	Washington (W)	17	6
10/29	at New Orleans (L)	17	28
11/5	at St. Louis (L)	10	20
11/12	at Washington (OT) (L)	13	16
11/19	Philadelphia (L)	17	19
11/26	at Buffalo (L)	17	41
12/3	Los Angeles Rams (L)	17	20
12/10	St. Louis (W)	17	0
12/17	Philadelphia (L)	3	20
	(H 5-3, A 1- 7)	**264**	**298**

1979 (6-10)

4th Place, NFC East
RAY PERKINS, Head Coach

Date	Opponent	Giants	Opp.
9/2	at Philadelphia (L)	17	23
9/9	St. Louis (L)	14	27
9/17	at Washington (L)	0	27
9/23	Philadelphia (L)	13	17
9/30	at New Orleans (L)	14	24
10/7	Tampa Bay (W)	17	14
10/14	San Francisco (W)	32	16
10/21	at Kansas City (W)	21	17
10/28	at Los Angeles Rams (W)	20	14
11/4	Dallas (L)	14	16
11/11	Atlanta (W)	24	3
11/18	at Tampa Bay (L)	3	31
11/25	Washington (W)	14	6
12/2	at Dallas (L)	7	28
12/9	at St. Louis (L)	20	29
12/16	Baltimore (L)	7	31
	(H 4-4, A 2-6)	**237**	**323**

1980'S

1980 (4-12)

5th Place, NFC East
RAY PERKINS, Head Coach

Date	Opponent	Giants	Opp.
9/7	at St. Louis (W)	41	35
9/14	Washington (L)	21	23
9/22	at Philadelphia (L)	3	35
9/28	Los Angeles Rams (L)	7	28
10/5	at Dallas (L)	3	24
10/12	Philadelphia (L)	16	31
10/19	at San Diego (L)	7	44
10/26	Denver (L)	9	14
11/2	at Tampa Bay (L)	13	30
11/9	Dallas (W)	38	35
11/16	Green Bay (W)	27	21
11/23	at San Francisco (L)	0	12
11/30	St. Louis (L)	7	23
12/7	at Seattle (W)	27	21
12/13	at Washington (L)	13	16
12/21	Oakland (L)	17	33
	(H 2-6, A 2-6)	**249**	**425**

1981 (9-7)

3rd Place, NFC East
RAY PERKINS, Head Coach

Date	Opponent	Giants	Opp.

9/6	Philadelphia (L)	10	24
9/13	at Washington (W)	17	7
9/20	New Orleans (W)	20	7
9/27	at Dallas (L)	10	18
10/4	Green Bay (L)	14	27
10/11	St. Louis (W)	34	14
10/18	at Seattle (W)	32	0
10/25	at Atlanta (OT) (W)	27	24
11/1	New York Jets (L)	7	26
11/8	Green Bay (Milw.) (L)	24	26
11/15	at Washington (L)	27	30
11/22	at Philadelphia (W)	20	10
11/29	at San Francisco (L)	10	17
12/6	Los Angeles Rams (W)	10	7
12/13	at St. Louis (W)	20	10
12/19	at Dallas (OT) (W)	13	10
	(H 4-4, A 5-3)	**295**	**257**
	NFC Wild Card Game		
12/27	at Philadelphia (W)	27	21
	NFC Playoff Game		
1/3	at San Francisco (L)	24	38

1982 (4-5)

5th Place, NFC East
RAY PERKINS, Head Coach

Date	Opponent	Giants	Opp.
9/12	Atlanta (L)	14	16
9/20	Green Bay (L)	19	27
9/26	at Pittsburgh - Cancelled by Strike		
10/3	at Dallas - Cancelled by Strike		
10/10	St. Louis - Cancelled by Strike		
10/17	Cincinnati - Cancelled by Strike		
10/25	at Philadelphia - Cancelled by Strike		
10/31	Dallas - Cancelled by Strike		
11/7	at Cleveland - Cancelled by Strike		
11/14	at L. A. Rams - Cancelled by Strike		
11/21	Washington (L)	17	27
11/25	at Detroit (W)	13	6
12/5	Houston (W)	17	14
12/11	Philadelphia (W)	23	7
12/19	at Washington (L)	14	15
12/26	at St. Louis (L)	21	24
1/2	at Philadelphia (W)	26	24
	(H 2-3, A 2-2)	**164**	**160**

1983 (3-12-1)

5th Place, NFC East
BILL PARCELLS, Head Coach

Date	Opponent	Giants	Opp.
9/4	Los Angeles Rams (L)	6	16
9/11	at Atlanta (OT) (W)	16	13
9/18	at Dallas (L)	13	28
9/26	Green Bay (W)	27	3
10/2	San Diego (L)	34	41
10/9	Philadelphia (L)	13	17
10/16	at Kansas City (L)	17	38
10/24	at St. Louis (OT) (L)	20	20
10/30	Dallas (L)	20	38
11/7	at Detroit (L)	9	15
11/13	Washington (L)	17	33
11/20	at Philadelphia (W)	23	0
11/27	at Los Angeles Raiders (L)	12	27
12/4	St. Louis (L)	6	10
12/11	Seattle (L)	12	17
12/17	at Washington (L)	22	31
	(H 1-7, A 2-5-1)	**267**	**347**

1984 (9-7)

2nd Place, NFC East
BILL PARCELLS, Head Coach

Date	Opponent	Giants	Opp.
9/2	Philadelphia (W)	28	27
9/9	Dallas (W)	28	7
9/16	at Washington (L)	14	30
9/23	Tampa Bay (W)	17	14
9/30	at Los Angeles Rams (L)	12	33
10/8	San Francisco (L)	10	31
10/14	at Atlanta (W)	19	7
10/21	at Philadelphia (L)	10	24
10/28	Washington (W)	37	13
11/4	at Dallas (W)	19	7
11/11	at Tampa Bay (L)	17	2
11/18	St. Louis (W)	16	10
11/25	Kansas City (W)	28	27
12/2	at New York Jets (W)	20	10
12/9	at St. Louis (L)	21	31
12/15	New Orleans (L)	3	10
	(H 6-2, A 3-5)	**299**	**301**
	NFC Wild Card Game		
12/23	at Los Angeles Rams (W)	16	13
	NFC Playoff Game		
12/29	at San Francisco (L)	10	21

1985 (10-6)

2nd Place, NFC East
BILL PARCELLS, Head Coach

Date	Opponent	Giants	Opp.
9/8	Philadelphia (W)	21	0
9/15	at Green Bay (L)	20	23
9/22	St. Louis (W)	27	17
9/29	at Philadelphia (OT) (W)	16	10
10/6	Dallas (L)	29	30
10/13	at Cincinnati (L)	30	35
10/20	Washington (W)	17	3
10/27	at New Orleans (W)	21	13
11/3	Tampa Bay (W)	22	20
11/10	Los Angeles Rams (W)	24	19
11/18	at Washington (L)	21	23
11/24	at St. Louis (W)	34	3
12/1	Cleveland (L)	33	35
12/8	at Houston (W)	35	14
12/15	at Dallas (L)	21	28
12/21	Pittsburgh (W)	28	10
	(H 6-2, A 4-4)	**399**	**283**
	NFC Wild Card Game		
12/29	San Francisco (W)	17	3
	NFC Playoff Game		
1/5	at Chicago (L)	0	21

1986 (14-2)

1st Place, NFC East
BILL PARCELLS, Head Coach
WORLD CHAMPIONS

Date	Opponent	Giants	Opp.
9/8	at Dallas (L)	28	31
9/14	San Diego (W)	20	7
9/21	at Los Angeles Raiders (W)	14	9
9/28	New Orleans (W)	20	17
10/5	at St. Louis (W)	13	6
10/12	Philadelphia (W)	35	3
10/19	at Seattle (L)	12	17
10/27	Washington (W)	27	20
11/2	Dallas (W)	17	14
11/9	at Philadelphia (W)	17	14
11/16	at Minnesota (W)	22	20
11/23	Denver (W)	19	16
12/1	at San Francisco (W)	21	17
12/7	at Washington (W)	24	14
12/14	St. Louis (W)	27	7
12/20	Green Bay (W)	55	24
	(H 8-0, A 6-2)	**371**	**236**
	NFC Playoff Game		
1/4	San Francisco (W)	49	3
	NFC Championship Game		
1/11	Washington (W)	17	0
	Super Bowl XXI (Pasadena, Calif.)		
1/25	Denver (W)	39	20

1987 (6-9)

5th Place, NFC East
BILL PARCELLS, Head Coach

Date	Opponent	Giants	Opp.
9/14	at Chicago (L)	19	34
9/20	Dallas (L)	14	16
9/27	at Miami - Cancelled by Strike		
10/5	San Francisco (L)	21	41
10/11	Washington (L)	12	38
10/18	at Buffalo (OT) (L)	3	6
10/25	St. Louis (W)	30	7
11/2	at Dallas (L)	24	33
11/8	New England (W)	17	10
11/15	at Philadelphia (W)	20	17
11/22	at New Orleans (L)	14	23
11/29	at Washington (L)	19	23

12/6	Philadelphia (OT) (W)	23	20
12/13	at St. Louis (L)	24	27
12/19	Green Bay (W)	20	10
12/27	New York Jets (W)	20	7
	(H 5-3, A 1-6)	**280**	**312**

1988 (10-6)

2nd Place, NFC East
BILL PARCELLS, Head Coach

Date	Opponent	Giants	Opp.
9/5	Washington (W)	27	20
9/11	San Francisco (L)	17	20
9/18	at Dallas (W)	12	10
9/25	Los Angeles Rams (L)	31	45
10/2	at Washington (W)	24	12
10/10	at Philadelphia (L)	13	24
10/16	Detroit (W)	30	10
10/23	at Atlanta (W)	23	16
10/30	at Detroit (OT) (W)	13	10
11/6	Dallas (W)	29	21
11/13	at Phoenix (L)	17	24
11/20	Philadelphia (OT) (L)	17	23
11/27	at New Orleans (W)	13	12
12/4	Phoenix (W)	44	7
12/11	Kansas City (W)	28	12
12/18	at New York Jets (L)	21	27
	(H 5-3, A 5-3)	**359**	**304**

1989 (12-4)

1st Place, NFC East
BILL PARCELLS, Head Coach

Date	Opponent	Giants	Opp.
9/11	at Washington (W)	27	24
9/17	Detroit (W)	24	14
9/24	Phoenix (W)	35	7
10/1	at Dallas (W)	30	13
10/8	at Philadelphia (L)	19	21
10/15	Washington (W)	20	17
10/22	at San Diego (W)	20	13
10/30	Minnesota (W)	24	14
11/5	at Phoenix (W)	20	13
11/12	at Los Angeles Rams (L)	10	31
11/19	Seattle (W)	15	3
11/27	at San Francisco (L)	24	34
12/3	Philadelphia (L)	17	24
12/10	at Denver (W)	14	1
12/16	Dallas (W)	15	0
12/24	Los Angeles Raiders (W)	34	17
	(H 7-1, A 5-3)	**348**	**252**
	NFC Playoff Game		
1/7	Los Angeles Rams (OT) (L)	13	19

1990'S

1990 (13-3)

1st Place, NFC East
BILL PARCELLS, Head Coach
WORLD CHAMPIONS

Date	Opponent	Giants	Opp.
9/9	Philadelphia (W)	27	20
9/16	at Dallas (W)	28	7
9/23	Miami (W)	20	3
9/30	Dallas (W)	31	17
10/14	at Washington (W)	24	20
10/21	Phoenix (W)	20	19
10/28	Washington (W)	21	10
11/5	at Indianapolis (W)	24	7
11/11	at Los Angeles Rams (W)	31	7
11/18	Detroit (W)	20	0
11/25	at Philadelphia (L)	13	31
12/3	at San Francisco (L)	3	7
12/9	Minnesota (W)	23	15
12/15	Buffalo (L)	13	17
12/23	at Phoenix (W)	24	21
12/30	at New England (W)	13	10
	(H 7-1, A 6-2)	**335**	**211**
	NFC Playoff Game		
1/13	Chicago (W)	31	3
	NFC Championship Game		
1/20	at San Francisco (W)	15	13
	Super Bowl XXV (Tampa, Fla.)		
1/27	Buffalo (W)	20	19

1991 (8-8)

4th Place, NFC East
RAY HANDLEY, Head Coach

Date	Opponent	Giants	Opp.
9/2	San Francisco	16	14
9/8	Los Angeles Rams	13	19
9/15	at Chicago	17	20
9/22	Cleveland	13	10
9/29	at Dallas	16	21
10/6	Phoenix	20	9
10/14	at Pittsburgh	23	20
10/27	Washington	13	17
11/4	at Philadelphia	7	30
11/10	at Phoenix	21	14
11/17	Dallas	22	9
11/24	at Tampa Bay	21	14
12/1	at Cincinnati	24	27
12/8	Philadelphia	14	19
12/15	at Washington	17	34
12/21	Houston	24	20
	(H 5-3, A 3-5)	**281**	**297**

1992 (6-10)

4th Place, NFC East
RAY HANDLEY, Head Coach

Date	Opponent	Giants	Opp.
9/6	San Francisco (L)	14	31
9/13	Dallas (L)	28	34
9/21	at Chicago (W)	27	14
10/4	at Los Angeles Raiders (L)	10	13
10/11	Phoenix (W)	31	21
10/18	at Los Angeles Rams (L)	17	38
10/25	Seattle (W)	23	10
11/1	at Washington (W)	24	7
11/8	Green Bay (W)	27	7
11/15	at Denver (L)	13	27
11/22	Philadelphia (L)	34	47
11/26	at Dallas (L)	3	30
12/6	Washington (L)	10	28
12/12	at Phoenix (L)	0	19
12/19	Kansas City (W)	35	21
12/27	at Philadelphia (L)	10	20
	(H 4-4, A 2-6)	**306**	**367**

1993 (11-5)

2nd Place, NFC East
DAN REEVES, Head Coach

Date	Opponent	Giants	Opp.
9/5	at Chicago (W)	26	20
9/12	Tampa Bay (W)	23	7
9/19	Los Angeles Rams (W)	20	10
10/3	at Buffalo (L)	14	17
10/10	at Washington (W)	41	7
10/17	Philadelphia (W)	21	10
10/31	New York Jets (L)	6	10
11/7	at Dallas (L)	9	31
11/14	Washington (W)	20	6
11/21	at Philadelphia (W)	7	3
11/28	Phoenix (W)	19	17
12/5	at Miami (W)	19	14
12/12	Indianapolis (W)	20	6
12/20	at New Orleans (W)	24	14
12/26	at Phoenix (L)	6	17
1/2	Dallas (OT) (L)	13	16
	(H 6-2, A 5-3)	**288**	**205**
	NFC Wild Card Game		
1/9	Minnesota	17	10
	NFC Playoff Game		
1/15	at San Francisco (L)	3	44

1994 (9-7)

2nd Place, NFC East
DAN REEVES, Head Coach

Date	Opponent	Giants	Opp.
9/4	Philadelphia (W)	28	23
9/11	at Arizona (W)	20	17
9/18	Washington (W)	31	23
10/2	at New Orleans (L)	22	27
10/10	Minnesota (L)	10	27
10/16	at Los Angeles Rams (L)	10	17
10/23	Pittsburgh (L)	6	10
10/30	Detroit (OT) (L)	25	28
11/7	at Dallas (L)	10	38
11/13	Arizona (L)	9	10
11/21	at Houston (W)	13	10
11/27	at Washington (W)	21	19
12/4	at Cleveland (W)	16	13

12/11	Cincinnati (W)	27	20
12/18	at Philadelphia (W)	16	13
12/24	Dallas (W)	15	10
	(H 4-4, A 5-3)	**279**	**305**

1995 (5-11)

4th Place, NFC East
DAN REEVES, Head Coach

Date	Opponent	Giants	Opp.
9/4	Dallas (L)	0	35
9/10	at Kansas City (OT) (L)	17	20
9/17	at Green Bay (L)	6	14
9/24	New Orleans (W)	45	29
10/1	at San Francisco (L)	6	20
10/8	Arizona (OT) (W)	27	21
10/15	Philadelphia (L)	14	17
10/29	at Washington (W)	24	15
11/5	at Seattle (L)	28	30
11/12	Oakland (L)	13	17
11/19	at Philadelphia (L)	19	28
11/26	Chicago (L)	24	27
11/30	at Arizona (W)	10	6
12/10	Washington (W)	20	13
12/17	at Dallas (L)	20	21
12/23	San Diego (L)	17	27
	(H 3-5, A 2-6)	**290**	**340**

1996 (6-10)

5th Place, NFC East
DAN REEVES, Head Coach

Date	Opponent	Giants	Opp.
9/1	Buffalo (OT) (L)	20	23
9/8	at Dallas (L)	0	27
9/15	Washington (L)	10	31
9/22	at New York Jets (W)	13	6
9/29	Minnesota (W)	15	10
10/13	Philadelphia (L)	10	19
10/20	at Washington (L)	21	31
10/27	at Detroit (W)	35	7
11/3	Arizona (W)	16	8
11/10	at Carolina (L)	17	27
11/17	at Arizona (L)	23	31
11/24	Dallas (W)	20	6
12/1	at Philadelphia (L)	0	24
12/8	at Miami (W)	17	7
12/15	New Orleans (L)	3	17
12/21	New England (L)	22	23
	(H 3-5, A 3-5)	**242**	**297**

1997 (10-5-1)

1st Place, NFC East
JIM FASSEL, Head Coach

Date	Opponent	Giants	Opp.
8/31	Philadelphia (W)	31	17
9/7	at Jacksonville (L)	13	40
9/14	Baltimore (L)	23	24
9/21	at St. Louis (L)	3	13
9/28	New Orleans (W)	14	9
10/5	Dallas (W)	20	17
10/12	at Arizona (W)	27	13
10/19	at Detroit (OT) (W)	26	20
10/26	Cincinnati (W)	29	27
11/9	at Tennessee (L)	6	10
11/16	Arizona (W)	19	10
11/23	at Washington (OT) (T)	7	7
11/30	Tampa Bay (L)	8	20
12/7	at Philadelphia (W)	31	21
12/13	Washington (W)	30	10
12/21	at Dallas (W)	20	7
	(H 6-2, A 4-3-1)	**307**	**265**
	NFC Wild Card Game		
12/27	Minnesota (L)	22	23

1998 (8-8)

3rd Place, NFC East
JIM FASSEL, Head Coach

Date	Opponent	Giants	Opp.
9/6	Washington (W)	31	24
9/13	at Oakland (L)	17	20
9/21	Dallas (L)	7	31
9/27	at San Diego (W)	34	16
10/4	at Tampa Bay (L)	3	20
10/11	Atlanta (L)	20	34
10/18	Arizona (W)	34	7
11/1	at Washington (L)	14	21
11/8	at Dallas (L)	6	16
11/15	Green Bay (L)	3	37
11/22	Philadelphia (W)	20	0
11/30	at San Francisco (L)	7	31
12/6	at Arizona (W)	23	19
12/13	Denver (W)	20	16
12/20	Kansas City (W)	28	7
12/27	at Philadelphia (W)	20	10
	(H 5-3, A 3-5)	**287**	**309**

1999 (7-9)

3rd Place, NFC East
JIM FASSEL, Head Coach

Date	Opponent	Giants	Opp.
9/12	at Tampa Bay (W)	17	13
9/19	Washington (L)	21	50
9/26	at New England (L)	14	16
10/3	Philadelphia (W)	16	15
10/10	at Arizona (L)	3	14
10/18	Dallas (W)	13	10
10/24	New Orleans (W)	31	3
10/31	at Philadelphia (OT) (W)	23	17
11/14	Indianapolis (L)	19	27
11/21	at Washington (L)	13	23
11/28	Arizona (L)	24	34
12/5	New York Jets (W)	41	28
12/12	at Buffalo (W)	19	17
12/19	at St. Louis (L)	10	31
12/26	Minnesota (L)	17	34
1/2	at Dallas (L)	18	26
	(H 4-4, A 3-5)	**299**	**358**

2000'S

2000 (12-4)

1st Place, NFC East
JIM FASSEL, Head Coach

Date	Opponent	Giants	Opp.
9/3	Arizona (W)	21	16
9/10	at Philadelphia (W)	33	18
9/17	at Chicago (W)	14	7
9/24	Washington (L)	6	16
10/1	at Tennessee (L)	14	28
10/8	at Atlanta (W)	13	6
10/15	Dallas (W)	19	14
10/29	Philadelphia (W)	24	7
11/5	at Cleveland (W)	24	3
11/12	St. Louis (L)	24	38
11/19	Detroit (L)	21	31
11/26	at Arizona (W)	31	7
12/3	at Washington (W)	9	7
12/10	Pittsburgh (W)	30	10
12/17	at Dallas (W)	17	13
12/23	Jacksonville (W)	28	25
	(H 5-3, A 7-1)	**328**	**246**
	NFC Playoff Game		
1/7	Philadelphia (W)	20	10
	NFC Championship Game		
1/14	Minnesota (W)	41	0
	Super Bowl XXXV (Tampa, Fla.)		
1/28	Baltimore (L)	7	34

2001 (7-9)

3rd Place, NFC East
JIM FASSEL, Head Coach

Date	Opponent	Giants	Opp.
9/10	at Denver (L)	20	31
9/23	at Kansas City (W)	13	3
9/30	New Orleans (W)	21	13
10/7	Washington (W)	23	9
10/14	at St. Louis (L)	14	15
10/22	Philadelphia (L)	9	10
10/28	at Washington (L)	21	35
11/4	Dallas (OT) (W)	27	24
11/11	at Arizona (W)	17	10
11/19	at Minnesota (L)	16	28
11/25	Oakland (L)	10	28
12/9	at Dallas (L)	13	20
12/15	Arizona (W)	17	13
12/23	Seattle (W)	27	24
12/30	at Philadelphia (L)	21	24

1/6	Green Bay (L)	25	34
	(H 5-3, A 2-6)	**294**	**321**

2002 (10-6)

2nd Place, NFC East
JIM FASSEL, Head Coach

Date	Opponent	Giants	Opp.
9/5	San Francisco (L)	13	16
9/15	at St. Louis (W)	26	21
9/22	Seattle (L)	9	6
9/29	at Arizona (W)	7	21
10/6	at Dallas (W)	21	17
10/13	Atlanta (L)	10	17
10/28	at Philadelphia (L)	3	17
11/3	Jacksonville (W)	24	17
11/10	at Minnesota (W)	27	20
11/17	Washington (W)	19	17
11/24	at Houston (L)	14	16
12/1	Tennessee (OT) (L)	29	32
12/8	at Washington (W)	27	21
12/15	Dallas (W)	37	7
12/22	at Indianapolis (W)	44	27
12/28	Philadelphia (OT) (W)	10	7
	(H 5-3, A 5-3)	**320**	**279**
	NFC Wild Card		
1/5	at San Francisco (L)	38	39

2003 (4-12)

4th Place, NFC East
JIM FASSEL, Head Coach

Date	Opponent	Giants	Opp.
9/7	St. Louis (W)	23	13
9/15	Dallas (OT) (L)	32	35
9/21	at Washington (OT) (W)	24	21
10/5	Miami (L)	10	23
10/12	at New England (L)	6	17
10/19	Philadelphia (L)	10	14
10/26	at Minnesota (W)	29	17
11/2	at New York Jets (OT) (W)	31	28
11/9	Atlanta (L)	7	27
11/16	at Philadelphia (L)	10	28
11/24	at Tampa Bay (L)	13	19
11/30	Buffalo (L)	7	24
12/7	Washington (L)	7	20
12/14	at New Orleans (L)	7	45
12/21	at Dallas (L)	3	19
12/28	Carolina (L)	24	37
	(H 1-7, A 3-5)	**243**	**387**

2004 (6-10)

2nd Place, NFC East
TOM COUGHLIN, Head Coach

Date	Opponent	Giants	Opp.
9/12	at Philadelphia (L)	17	31
9/19	Washington (W)	20	14
9/26	Cleveland (W)	27	10
10/3	at Green Bay (W)	14	7
10/10	at Dallas (W)	26	10
10/24	Detroit (L)	13	28
10/31	at Minnesota (W)	34	13
11/7	Chicago (L)	21	28
11/14	at Arizona (L)	14	17
11/21	Atlanta (L)	10	14
11/28	Philadelphia (L)	6	27
12/5	at Washington (L)	7	31
12/12	at Baltimore (L)	14	37
12/18	Pittsburgh (L)	30	33
12/26	at Cincinnati (L)	22	23
1/2	Dallas (W)	28	24
	(H 3-5, A 3-5)	**303**	**347**

2005 (11-5)

1st Place, NFC East
TOM COUGHLIN, Head Coach

Date	Opponent	Giants	Opp.
9/11	Arizona (W)	42	19
9/19	at *New Orleans (W)	27	10
9/25	at San Diego (L)	23	45
10/2	St. Louis (W)	44	24
10/16	at Dallas (OT) (L)	13	16
10/23	Denver (W)	24	23
10/30	Washington (W)	36	0
11/6	at San Francisco (W)	24	6
11/13	Minnesota (L)	21	24
11/20	Philadelphia (W)	27	17
11/27	at Seattle (OT) (L)	21	24
12/4	Dallas (W)	17	10
12/11	at Philadelphia (OT) (W)	26	23
12/17	Kansas City (W)	27	17
12/24	at Washington (L)	20	35
12/31	at Oakland (W)	30	21
	(H 7-1, A 4-4)	**422**	**314**

*Game played at Giants Stadium

NFC Wild Card

1/8	Carolina (L)	0	23

2006 (8-8)

3rd Place, NFC East
TOM COUGHLIN, Head Coach

Date	Opponent	Giants	Opp.
9/10	Indianapolis (L)	21	26
9/17	at Philadelphia (OT) (W)	30	24
9/24	at Seattle (L)	30	42
10/8	Washington (W)	19	3
10/15	at Atlanta (W)	27	14
10/23	at Dallas (W)	36	22
10/29	Tampa Bay (W)	17	3
11/5	Houston (W)	14	10
11/12	Chicago (L)	20	38
11/20	at Jacksonville (L)	10	26
11/26	at Tennessee (L)	21	24
12/3	Dallas (L)	20	23
12/10	at Carolina (W)	27	13
12/17	Philadelphia (L)	22	36
12/24	New Orleans (L)	7	30
12/30	at Washington (W)	34	28
	(H 3-5, A 5-3)	**355**	**362**
	NFC Wild Card		
1/7	at Philadelphia (L)	20	23

2007 (10-6)

2nd Place, NFC East
TOM COUGHLIN, Head Coach
WORLD CHAMPIONS

Date	Opponent	Giants	Opp.
9/9	at Dallas (L)	35	45
9/16	Green Bay (L)	13	35
9/23	at Washington (W)	24	17
9/30	Philadelphia (W)	16	3
10/7	New York Jets (W)	35	24
10/15	at Atlanta (W)	31	10
10/21	San Francisco (W)	33	15
10/28	at Miami (W)	13	10
11/11	Dallas (L)	20	31
11/18	at Detroit (W)	16	10
11/25	Minnesota (L)	17	41
12/2	at Chicago (W)	21	16
12/9	at Philadelphia (W)	16	13
12/16	Washington (L)	10	22
12/23	at Buffalo (W)	38	21
12/29	New England (L)	35	38
	(H 3-5, A 7-1)	**373**	**351**
	NFC Wild Card		
1/6	at Tampa Bay (W)	24	14
	NFC Playoff Game		
1/13	at Dallas (W)	21	17
	NFC Championship Game		
1/20	at Green Bay (OT) (W)	23	20
	Super Bowl XLII (Glendale, AZ)		
2/3	at New England (W)	17	14

2008 (12-4)

1st Place, NFC East
TOM COUGHLIN, Head Coach

Date	Opponent	Giants	Opp.
9/4	Washington (W)	16	7
9/14	at St. Louis (W)	41	13
9/21	Cincinnati (OT) (W)	26	23
10/5	Seattle (W)	44	6
10/13	at Cleveland (L)	14	35
10/19	San Francisco (W)	29	17
10/26	at Pittsburgh (W)	21	14
11/2	Dallas (W)	35	14
11/9	at Philadelphia (W)	36	31
11/16	Baltimore (W)	30	10
11/23	at Arizona (W)	37	29
11/30	at Washington (W)	23	7

12/7	Philadelphia (L)	14	20
12/14	at Dallas (L)	8	20
12/21	Carolina (OT) (W)	34	28
12/28	at Minnesota (L)	19	20
	(H 7-1, A 5-3)	**427**	**294**
	NFC Playoff Game		
1/11	Philadelphia (L)	11	23

2009 (8-8)

3rd Place, NFC East
TOM COUGHLIN, Head Coach

Date	Opponent	Giants	Opp.
9/13	Washington (W)	23	17
9/20	at Dallas (W)	33	31
9/27	at Tampa Bay (W)	24	0
10/4	at Kansas City (W)	27	16
10/11	Oakland (W)	44	7
10/18	at New Orleans (L)	27	48
10/25	Arizona (L)	17	24
11/1	at Philadelphia (L)	17	40
11/8	San Diego (L)	20	21
11/22	Atlanta (OT) (W)	34	31
11/26	at Denver (L)	6	26
12/6	Dallas (W)	31	24
12/13	Philadelphia (L)	38	45
12/21	at Washington (W)	45	12
12/27	Carolina (L)	9	41
1/3	at Minnesota (L)	7	44
	(H 4-4, A 4-4)	**402**	**427**

2010'S

2010 (10-6)

2nd Place, NFC East
TOM COUGHLIN, Head Coach

Date	Opponent	Giants	Opp.
9/12	Carolina (W)	31	18
9/19	at Indianapolis (L)	14	38
9/26	Tennessee (L)	10	29
10/3	Chicago (W)	17	3
10/10	at Houston (W)	34	10
10/17	Detroit (W)	28	20
10/25	at Dallas (W)	41	35
11/7	at Seattle (W)	41	7
11/14	Dallas (L)	20	33
11/21	at Philadelphia (L)	17	27
11/28	Jacksonville (W)	24	20
12/5	Washington (W)	31	7
12/13	*at Minnesota (W)	21	3
12/19	Philadelphia (L)	31	38
12/26	at Green Bay (L)	17	45
1/2	at Washington (W)	17	14
	(H-5-3, A 5-3)	**394**	**347**

*Game played in Detroit

2011 (9-7)

1st Place, NFC East
TOM COUGHLIN, Head Coach
WORLD CHAMPIONS

Date	Opponent	Giants	Opp.
9/11	at Washington (L)	14	28
9/19	St. Louis (W)	28	16
9/25	at Philadelphia (W)	29	16
10/2	at Arizona (W)	31	27
10/9	Seattle (L)	25	36
10/16	Buffalo (W)	27	24
10/30	Miami (W)	20	17
11/6	at New England (W)	24	20
11/13	at San Francisco (L)	20	27
11/20	Philadelphia (L)	10	17
11/28	at New Orleans (L)	24	49
12/4	Green Bay (L)	35	38
12/11	at Dallas (W)	37	34
12/18	Washington (L)	10	23
12/24	at Jets (W)	29	14
1/1	Dallas (W)	31	14
	(H 4-4, A 5-3)	**394**	**400**
	NFC Wild Card		
1/8	Atlanta (W)	24	2
	NFC Playoff Game		
1/15	at Green Bay (W)	37	20
	NFC Championship Game		
1/22	at San Franciso (OT) (W)	20	17
	Super Bowl XLVI (Indianapolis)		
2/5	New England (W)	21	17

2012 (9-7)

3rd Place, NFC East
TOM COUGHLIN, Head Coach

Date	Opponent	Giants	Opp.
9/5	Dallas (L)	17	24
9/16	Tampa Bay (W)	41	34
9/20	at Carolina (W)	36	7
9/30	at Philadelphia (L)	17	19
10/7	Cleveland (W)	41	27
10/14	at San Francisco (W)	26	3
10/21	Washington (W)	27	23
10/28	at Dallas (W)	29	24
11/4	Pittsburgh (L)	20	24
11/11	at Cincinnati (L)	13	31
11/25	Green Bay (W)	38	10
12/3	at Washington (L)	16	17
12/9	New Orleans (W)	52	27
12/16	at Atlanta (L)	0	34
12/23	at Baltimore (L)	14	33
12/30	Philadelphia (W)	42	7
	(H-6-2, A 3-5)	**424**	**339**

2013 (7-9)

3rd Place, NFC East
TOM COUGHLIN, Head Coach

Date	Opponent	Giants	Opp.
9/8	at Dallas (L)	31	36
9/15	Denver (L)	23	41
9/22	at Carolina (L)	0	38
9/29	at Kansas City (L)	7	31
10/6	Philadelphia (L)	21	36
10/10	at Chicago (L)	21	27
10/21	Minnesota (W)	23	7
10/27	at Philadelphia (W)	15	7
11/10	Oakland (W)	24	20
11/17	Green Bay (W)	27	13
11/24	Dallas (L)	21	24
12/1	at Washington (W)	24	17
12/8	at San Diego (L)	14	37
12/15	Seattle (L)	0	23
12/22	at Detroit (OT) (W)	23	20
12/29	Washington (W)	20	6
	(H-4-4, A 3-5)	**424**	**339**

2014 (6-10)

3rd Place, NFC East
TOM COUGHLIN, Head Coach

Date	Opponent	Giants	Opp.
9/8	at Detroit (L)	14	35
9/14	Arizona (L)	14	25
9/21	Houston (W)	30	17
9/25	at Washington (W)	45	14
10/5	Atlanta (W)	30	20
10/12	at Philadelphia (L)	0	27
10/19	at Dallas (L)	21	31
11/3	Indianapolis (L)	24	40
11/9	at Seattle (L)	17	38
11/16	San Francisco (L)	10	16
11/23	Dallas (L)	28	31
11/30	at Jacksonville (L)	24	25
12/7	at Tennessee (W)	36	7
12/14	Washington (W)	24	13
12/21	at St. Louis (W)	37	27
12/28	Philadelphia (L)	26	34
	(H-3-5, A 3-5)	**424**	**339**

2015 (6-10)

3rd Place, NFC East
TOM COUGHLIN, Head Coach

Date	Opponent	Giants	Opp.
9/13	at Dallas (L)	26	27

9/20	Atlanta (L)	20	24
9/24	Washington (W)	32	21
10/4	at Buffalo (W)	24	10
10/11	San Francisco (W)	30	27
10/19	at Philadelphia (L)	7	27
10/25	Dallas (W)	27	20
11/1	at New Orleans (L)	49	52
11/8	at Tampa Bay (W)	32	18
11/15	New England (L)	26	27
11/29	at Washington (L)	14	20
12/6	New York Jets (OT) (L)	20	23
12/14	at Miami (W)	31	24
12/20	Carolina (L)	35	38
12/27	at Minnesota (L)	17	49
1/3	Philadelphia (L)	30	35
	(H 3-5, A 3-5)	**420**	**422**

2016 (11-5)

2nd Place, NFC East
BEN McADOO, Head Coach

Date	Opponent	Giants	Opp.
9/11	at Dallas (W)	20	19
9/18	New Orleans (W)	16	13
9/25	Washington (L)	27	29
10/3	at Minnesota (L)	10	24
10/9	at Green Bay (L)	16	23
10/16	Baltimore (W)	27	23
10/23	at Los Angeles (W)	17	10
11/6	Philadelphia (W)	28	23
11/14	Cincinnati (W)	21	20
11/20	Chicago (W)	22	16
11/27	at Cleveland (W)	27	13
12/4	at Pittsburgh (L)	14	24
12/11	Dallas (W)	10	7
12/18	Detroit (W)	17	6
12/22	at Philadelphia (L)	19	24
1/1	at Washington (W)	19	10
	(H 7-1, A 4-4)	**310**	**284**
	NFC Wild Card		
1/8	at Green Bay (L)	13	38

2017 (3-13)

4th Place, NFC East
BEN McADOO, Head Coach (2-10)
STEVE SPAGNUOLO, Interim Head Coach (1-3)

Date	Opponent	Giants	Opp.
9/10	at Dallas (L)	3	19
9/18	Detroit (L)	10	24
9/24	at Philadelphia (L)	24	27
10/1	at Tampa Bay (L)	23	25
10/8	LA Chargers (L)	22	27
10/15	at Denver (W)	23	10
10/22	Seattle (L)	7	24
11/5	LA Rams (L)	17	51
11/12	at San Francisco (L)	21	31
11/19	Kansas City (OT) (W)	12	9
11/23	at Washington (L)	10	20
12/3	at Oakland (L)	17	24
12/10	Dallas (L)	10	30
12/17	Philadelphia (L)	29	34
12/24	at Arizona (L)	0	23
12/31	Washington (W)	18	10
	(H 2-6, A 1-7)	**246**	**388**

2018 (5-11)

4th Place, NFC East
PAT SHURMUR, Head Coach

Date	Opponent	Giants	Opp.
9/9	Jacksonville (L)	15	20
9/16	at Dallas (L)	13	20
9/23	at Houston (W)	27	22
9/30	New Orleans (L)	18	33
10/7	at Carolina (L)	31	33
10/11	Philadelphia (L)	13	34
10/22	at Atlanta (L)	20	23
10/28	Washington (L)	13	20
11/12	at San Francisco (W)	27	23
11/18	Tampa Bay (W)	38	35
11/25	at Philadelphia (L)	22	25
12/2	Chicago (OT) (W)	30	27
12/9	at Washington (W)	40	16
12/16	Tennessee (L)	0	17
12/23	at Indianapolis (L)	27	28
12/30	Dallas (L)	35	36
	(H 2-6, A 3-5)	**369**	**412**

2019 (4-12)

3rd Place, NFC East
PAT SHURMUR, Head Coach

Date	Opponent	Giants	Opp.
9/8	at Dallas (L)	17	35
9/15	Buffalo (L)	14	28
9/22	at Tampa Bay (W)	32	31
9/29	Washington (W)	24	3
10/6	Minnesota (L)	10	28
10/10	at New England (L)	14	35
10/20	Arizona (L)	21	27
10/27	at Detroit (L)	26	31
11/4	Dallas (L)	18	37
11/10	at New York Jets (L)	27	34
11/24	at Chicago (L)	14	19
12/1	Green Bay (L)	14	31
12/9	at Philadelphia (OT) (L)	17	23
12/15	Miami (W)	36	20
12/22	at Washington (OT) (W)	41	35
12/29	Philadelphia (L)	17	34
	(H 2-6, A 2-6)	**341**	**451**

2020'S

2020 (6-10)

2nd Place, NFC East
JOE JUDGE, Head Coach

Date	Opponent	Giants	Opp.
9/14	Pittsburgh (L)	16	26
9/20	at Chicago (L)	13	17
9/27	San Francisco (L)	9	36
10/4	at L.A. Rams (L)	9	17
10/11	at Dallas (L)	34	37
10/18	Washington (W)	20	19
10/22	at Philadelphia (L)	21	22
11/2	Tampa Bay (L)	23	25
11/8	at Washington (W)	23	20
11/15	Philadelphia (W)	27	17
11/29	at Cincinnati (W)	19	17
12/6	at Seattle (W)	17	12
12/13	Arizona (L)	7	26
12/20	Cleveland (L)	6	20
12/27	at Baltimore (L)	13	27
1/3	Dallas (W)	23	19
	(H 3-5, A 3-5)	**280**	**357**

2021 (4-13)

4th Place, NFC East
JOE JUDGE, Head Coach

Date	Opponent	Giants	Opp.
9/12	Denver (L)	13	27
9/16	at Washington (L)	29	30
9/26	Atlanta (L)	14	17
10/3	at New Orleans (OT) (W)	27	21
10/10	at Dallas (L)	20	44
10/17	LA Rams (L)	11	38
10/24	Carolina (W)	25	3
11/1	at Kansas City (L)	17	20
11/7	Las Vegas (W)	23	16
11/22	at Tampa Bay (L)	10	30
11/28	Philadelphia (W)	13	7
12/5	at Miami (L)	9	20
12/12	at Los Angeles Chargers (L)	21	37
12/19	Dallas (L)	6	21
12/26	at Philadelphia (L)	10	34
1/2	at Chicago (L)	3	29
1/9	Washington (L)	7	22
	(H 3-5, A 1-8)	**258**	**416**

2022 (9-7-1)

3rd Place, NFC East
BRIAN DABOLL, Head Coach

Date	Opponent	Giants	Opp.
9/11	at Tennessee (W)	21	20
9/18	Carolina (W)	19	16
9/26	Dallas (L)	16	23
10/2	Chicago (W)	20	12
10/9	at Green Bay (W)	27	22
10/16	Baltimore (W)	24	20
10/23	at Jacksonville (W)	23	17

10/30	at Seattle (L)	13	27
11/13	Houston (W)	24	16
11/20	Detroit (L)	18	31
11/24	at Dallas (L)	20	28
12/4	Washington (T)	20	20
12/11	Philadelphia (L)	22	48
12/18	at Washington (W)	20	12
12/24	at Minnesota (L)	24	27
1/1	Indianapolis (W)	38	10
1/8	at Philadelphia (L)	16	22
	(H 5-3-1, A 4-4)	**365**	**371**
	NFC Wild Card		
1/15	at Minnesota (W)	31	24
	NFC Playoff Game		
1/21	at Philadelphia (L)	7	38

2023 (6-11)

3rd Place, NFC East
BRIAN DABOLL, Head Coach

Date	Opponent	Giants	Opp.
9/10	Dallas (L)	0	40
9/17	at Arizona (W)	31	28
9/21	at San Francisco (L)	12	30
10/2	Seattle (L)	3	24
10/8	at Miami (L)	16	31
10/15	at Buffalo (L)	9	14
10/22	Washington (W)	14	7
10/29	New York Jets (OT) (L)	10	13
11/5	at Las Vegas (L)	6	30
11/12	at Dallas (L)	17	49
11/19	at Washington (W)	31	19
11/26	New England (W)	10	7
12/11	Green Bay (W)	24	22
12/17	at New Orleans (L)	6	24
12/25	at Philadelphia (L)	25	33
12/31	LA Rams (L)	25	26
1/7	Philadelpha (W)	27	10
	(H 4-4, A 2-7)	**266**	**407**

2024 (3-14)

4th Place, NFC East
BRIAN DABOLL, Head Coach

Date	Opponent	Giants	Opp.
9/8	Minnesota (L)	6	28
9/15	at Washington (L)	18	21
9/22	at Cleveland (W)	21	15
9/26	Dallas (L)	15	20
10/6	at Seattle (W)	29	20
10/13	Cincinnati (L)	7	17
10/20	Philadelphia (L)	3	20
10/28	at Pittsburgh (L)	18	26
11/3	Washington (L)	22	27
11/10	at Carolina* (OT) (L)	17	20
11/24	Tampa Bay (L)	7	30
11/28	at Dallas (L)	20	27
12/8	New Orleans (L)	11	14
12/15	Baltimore (L)	14	35
12/22	at Atlanta (L)	7	34
12/29	Indianapolis (W)	45	33
1/5	at Philadelphia (L)	13	20
	(H 1-8, A 2-6)	**273**	**415**

2025 (4-13)

4th Place, NFC East
BRIAN DABOLL, Head Coach (2-8)
MIKE KAFKA, Interim Head Coach (2-5)

Date	Opponent	Giants	Opp.
9/7	at Washington (L)	6	21
9/14	at Dallas (OT) (L)	37	40
9/21	Kansas City (L)	9	22
9/28	LA Chargers (W)	21	18
10/5	at New Orleans (L)	14	26
10/9	Philadelphia (W)	34	17
10/19	at Denver (L)	32	33
10/26	at Philadelphia (L)	20	38
11/2	San Francisco (L)	24	34
11/9	at Chicago (L)	20	24
11/16	Green Bay (L)	20	27
11/23	at Detroit (OT) (L)	27	34
12/1	at New England (L)	15	33
12/14	Washington (L)	21	29
12/21	Minnesota (L)	13	16
12/28	at Las Vegas (W)	34	10
1/4	Dallas (W)	34	17
	(H 3-5, A 1-8)	**381**	**439**

GIANTS PRESEASON YEAR-BY-YEAR RESULTS

1950'S

1950 (3-1)

Date	Opponent	Giants	Opp.
8/12	at Ottawa Roughriders (W)	20	6
8/18	Chicago (W) (at Syracuse, N.Y.)	10	7
8/29	Green Bay (L) (at Boston)	0	10
9/7	L.A. Rams (W)	24	14

1951 (3-3)

Date	Opponent	Giants	Opp.
8/11	at Ottawa Roughriders (W)	38	6
8/24	Detroit (L) (at Dallas)	21	31
9/2	Chicago (W) (at Memphis, Tenn.)	14	0
9/8	Washington (L) (at Birmingham, Al.)	10	14
9/20	L.A. Rams (L)	21	23
9/24	Philadelphia (W) (at Hershey, Pa.)	21	6

1952 (3-2)

Date	Opponent	Giants	Opp.
8/16	Green Bay (W) (at Milwaukee)	7	0
8/22	Pittsburgh (W) (at Des Moines, Ia.)	24	10
9/2	at Detroit (L)	17	33
9/14	Chicago (L)	7	17
9/18	L.A. Rams (W)	30	17

1953 (3-2)

Date	Opponent	Giants	Opp.
8/22	Green Bay (L) (at Minneapolis)	7	31
8/28	Detroit (L) (at Dallas)	7	38
9/3	Chicago (W)	14	7
9/12	Baltimore (W) (at St. Louis, Mo.)	10	6
9/21	San Francisco (W)	28	21

1954 (3-3)

Date	Opponent	Giants	Opp.
8/9	L.A. Rams (L) (Portland, Or.)	7	30
8/14	at San Francisco (L)	35	43
8/21	Cardinals (W) (at Spokane, Wa.)	26	0
9/4	Detroit (L) (at Norman, Okl.)	13	28
9/12	Chicago (W)	28	24
9/18	Green Bay (W) (at Milwaukee)	38	27

1955 (2-4)

Date	Opponents	Giants	Opp.
8/13	Green Bay (L) (at Spokane, Wa.)	24	30
8/20	San Francisco (W) (at Seattle, Wa.)	28	43
8/28	L.A. Rams (OT) (L) (Portland, Or.)	17	0
9/6	Baltimore (W) (at Minneapolis, Mn.)	17	28

9/10	Chicago (L)	0	24
9/18	at Detroit (L)	17	27

1956 (4-2)

Date	Opponent	Giants	Opp.
8/20	Baltimore (W) (at Boston, Ma.)	28	10
8/25	at Green Bay (L)	13	17
9/1	L.A. Rams (W) (at Seattle, Wa.)	20	10
9/8	San Francisco (W) (at Portland, Or.)	21	14
9/15	Chicago (L)	10	20
9/23	Cardinals (W) (at Memphis, Tn.)	42	7

1957 (4-2)

Date	Opponent	Giants	Opp.
8/9	College All-Stars (W) (at Chicago, Il.)	22	12
8/18	at San Francisco (L)	15	24
8/23	at L.A. Rams (W)	24	7
8/30	Chicago (W)	24	17
9/7	Green Bay (L) (at Boston, Ma.)	10	13
9/22	at Detroit (W)	17	0

1958 (1-5)

Date	Opponent	Giants	Opp.
8/17	at San Francisco (W)	19	10
8/22	at L.A. Rams (L)	10	38
8/29	at Detroit (L)	17	24
9/6	Green Bay (L) (at Boston)	20	41
9/14	at Baltimore (L)	21	27
9/21	Baltimore (L) (at Louisville, Ky.)	21	42

1959 (3-3)

Date	Opponent	Giants	Opp.
8/15	Philadelphia (L) (at Hershey, Pa.)	17	21
8/21	Baltimore (L) (at Dallas, Tx.)	3	28
8/29	at Detroit (W)	38	0
9/5	Green Bay (W) (at Bangor, Me.)	14	0
9/11	Chicago (L)	6	18
9/19	San Francisco (W) (at Salt Lake City, Ut.)	17	13

1960'S

1960 (1-3-1)

Date	Opponent	Giants	Opp.
8/15	Chicago (L) (at Toronto)	7	16
8/22	Green Bay (L) (at Jersey City, N.J.)	7	16
8/27	Dallas (L) (at Louisville, Ky.)	3	14
9/11	Detroit (T) (at New Haven, Conn.)	16	16
9/15	at L.A. Rams (W)	20	6

1961 (2-2-1)

Date	Opponent	Giants	Opp.
8/12	San Francisco (W) (at Portland, Ore.)	21	20
8/19	at L.A. Rams (T)	17	17
8/26	Dallas (W) (at Albuquerque, N.M.)	28	10
9/4	at Green Bay (L)	17	20
9/10	Baltimore (L) (at New Haven, Conn.)	20	49

1962 (2-2-1)

Date	Opponent	Giants	Opp.
8/11	St. Louis (T) (Hall of Fame Game, Canton, Oh.)	21	21
8/19	at San Francisco (L)	10	42
8/25	at L.A. Rams (W)	31	24
9/3	at Green Bay (L)	17	20
9/8	Philadelphia (W) (at Princeton, N.J.)	27	10

1963 (2-3)

Date	Opponent	Giants	Opp.
8/10	Chicago (L) (at Ithaca, N.Y.)	7	17
8/17	Detroit (W) (at Cleveland, Oh.)	24	21
8/25	at Minnesota (L)	16	17
9/2	at Green Bay (L)	17	24
9/7	Philadelphia (W) (at Princeton, N.J.)	34	10

1964 (1-4)

Date	Opponent	Giants	Opp.
8/8	at Minnesota (L)	7	21
8/15	at Green Bay (L)	10	34
8/22	Washington (L) (at Ithaca, N.Y.)	24	27
8/29	Philadelphia (W) (at Princeton, N.J.)	28	17
9/5	Detroit (L) (at Cleveland, Oh.)	10	24

1965 (1-4)

Date	Opponent	Giants	Opp.
8/14	at Green Bay (L)	7	44
8/22	Pittsburgh (W) (at New Haven, Conn.)	17	7
8/28	Philadelphia (L) (at Princeton, N.J.)	13	34
9/4	Detroit (L) (at Cleveland, Oh.)	21	25
9/11	Minnesota (L) (at Omaha, Neb.)	9	24

1966 (3-2)

Date	Opponent	Giants	Opp.
8/6	Pittsburgh (W) (at Ithaca, N.Y.)	16	14
8/13	Atlanta (W) (at Nashville, Tenn.)	14	7
8/21	Detroit (W) (at New Haven, Conn.)	17	7
8/27	Philadelphia (L) (at Princeton, N.J.)	23	24
9/3	at Green Bay (L) (Milwaukee, Wis.)	10	37

1967 (1-3-1)

Date	Opponent	Giants	Opp.
8/12	Atlanta (T) (at Ithaca, N.Y.)	10	10
8/18	Washington (L) (at Raleigh, N. C.)	13	31
8/27	Minnesota (W) at New Haven, Conn.)	21	3
9/2	Philadelphia (L) (at Princeton, N.J.)	13	24
9/9	at Green Bay (L)	14	31

1968 (2-2)

Date	Opponent	Giants	Opp.
8/10	at Green Bay (W)	15	14
8/17	Atlanta (W) (at Nashville, Tenn.)	17	13
8/25	St. Louis (L) (at New Haven, Conn.)	10	18
9/7	Philadelphia (L) (at Princeton, N.J.)	7	21

1969 (0-5)

Date	Opponent	Giants	Opp.
8/9	at Green Bay (L)	21	22
8/17	New York Jets (L) (at New Haven, Conn.)	14	37
8/30	Philadelphia (L) (at Princeton, N.J.)	17	24
9/6	at Minnesota (L)	27	28
9/11	Pittsburgh (L) (at Montreal)	13	17

1970'S

1970 (2-3-1)

Date	Opponent	Giants	Opp.
8/8	at Green Bay (T)	31	31
8/15	at San Diego (L)	27	30
8/23	New York Jets (W) (at New Haven, Conn.)	28	24
8/28	at Pittsburgh (L)	6	21
9/5	Philadelphia (W) (at Princeton, N.J.)	27	7
9/12	Cleveland (L)	29	30

1971 (0-6)

Date	Opponent	Giants	Opp.
8/9	at Houston (L)	6	35
8/15	at New England (L)	14	20
8/22	New York Jets (L) (at New Haven, Conn.)	14	27
8/28	Philadelphia (L) (at Princeton, N.J.)	14	26
9/4	at Cleveland (L)	7	30
9/12	Pittsburgh (L)	3	20

1972 (3-2-1)

Date	Opponent	Giants	Opp.
7/29	Kansas City (L) (Hall of Fame Game, Canton, Oh.)	17	23
8/5	at Pittsburgh (L)	10	28
8/20	New York Jets (T) (at New Haven, Conn.)	31	31
8/27	at New England (W)	31	10
9/2	Philadelphia (W) (at Princeton, N.J.)	27	12
9/10	Cleveland (W)	28	21

1973 (6-0)

Date	Opponent	Giants	Opp.
8/4	at San Diego (W)	28	3
8/12	at New England (W)	13	7
8/19	New York Jets (W) (at New Haven, Conn.)	45	30
8/26	Pittsburgh (W)	29	24
9/1	Philadelphia (W) (at Princeton, N. J.)	42	21
9/8	Cleveland (W) (at Akron, Oh.)	21	10

1974 (2-4)

Date	Opponent	Giants	Opp.
8/3	at Houston (L)	7	16
8/11	at New England (W)	21	6
8/17	New York Jets (W) (at New Haven, Conn.)	21	13
8/24	at Pittsburgh (L)	7	17
8/31	Philadelphia (L) (at Princeton, N.J.)	21	24
9/6	at Buffalo (L)	17	23

1975 (4-2)

Date	Opponent	Giants	Opp.
8/10	at New England (W)	28	14
8/16	at San Diego (W)	17	7
8/24	New York Jets (W) (at New Haven, Conn.)	21	20
8/30	Pittsburgh (W) (at Princeton, N.J.)	24	7
9/7	Cleveland (L) (at Seattle, Wash.)	20	24
9/13	at Miami (L)	13	31

1976 (4-2)

Date	Opponent	Giants	Opp.
8/1	at New England (L)	7	13
8/9	New York Jets (W) (at Yankee Stadium)	16	14
8/14	at Houston (W)	30	14
8/20	at Pittsburgh (W)	17	0
8/28	at Green Bay (W)	20	16
9/4	at San Diego (L)	13	14

1977 (1-5)

Date	Opponent	Giants	Opp.
8/6	New England (L)	3	19
8/13	at New Orleans (L)	7	23
8/20	at San Diego (L)	17	29
8/29	Buffalo (OT) (W)	24	21
9/4	New York Jets (L)	0	10
9/11	Miami (L)	21	27

1978 (2-2)

Date	Opponent	Giants	Opp.
8/7	at Cleveland (W)	21	7
8/12	New York Jets (L)	23	27
8/19	Pittsburgh (W)	13	6
8/26	San Diego (L)	6	17

1979 (1-3)

Date	Opponent	Giants	Opp.
8/4	Cleveland (W)	27	7
8/11	at Pittsburgh (L)	3	10
8/18	San Diego (L)	3	7
8/25	New York Jets (L)	6	14

1980

1980 (1-3)

Date	Opponent	Giants	Opp.
8/9	Pittsburgh (L)	0	13
8/16	Denver (W)	9	6
8/22	at Baltimore (L)	20	37
8/30	New York Jets (L)	7	32

1981 (2-2)

Date	Opponent	Giants	Opp.
8/8	at Chicago (W)	23	7
8/15	Baltimore (W)	20	17
8/22	New York Jets (L)	24	37
8/29	at Pittsburgh (L)	6	31

1982 (1-3)

Date	Opponent	Giants	Opp.
8/14	at Baltimore (L)	14	19
8/21	Pittsburgh (L)	10	13
8/28	New York Jets (W)	22	10
9/3	at Miami (OT) (L)	13	16

1983 (3-1)

Date	Opponent	Giants	Opp.
8/7	New York Jets (W)	23	16
8/12	at Pittsburgh (W)	22	13
8/20	Baltimore (W)	27	24
8/26	Miami (L)	3	24

1984 (3-1)

Date	Opponent	Giants	Opp.
8/3	at New England (W)	48	20
8/11	at Indianapolis (L)	20	26
8/18	New York Jets (W)	20	14
8/25	Pittsburgh (W)	16	9

1985 (5-0)

Date	Opponent	Giants	Opp.
8/3	Houston (W) (HOF Game Canton, OH)	21	20
8/10	at Denver (W)	30	20
8/17	Green Bay (W)	10	2
8/24	New York Jets (OT) (W)	34	31
8/30	at Pittsburgh (W)	24	14

1986 (3-1)

Date	Opponent	Giants	Opp.
8/6	at Atlanta (L)	24	31
8/16	at Green Bay (W)	22	14
8/23	New York Jets (W)	20	16
8/30	Pittsburgh (W)	17	3

1987 (3-1)

Date	Opponent	Giants	Opp.
8/16	at New England (W)	19	17
8/22	Cleveland (W)	24	10
8/29	New York Jets (L)	23	30
9/5	at Pittsburgh (W)	26	20

1988 (3-1)

Date	Opponent	Giants	Opp.
8/6	at Green Bay (W)	34	3
8/13	New York Jets (W)	24	21
8/20	Pittsburgh (W)	28	17

8/26	at Cleveland (L)	13	17

1989 (3-1)

Date	Opponent	Giants	Opp.
8/12	at New England (W)	20	17
8/20	at Kansas City (W)	45	7
8/26	New York Jets (W)	21	17
9/2	Pittsburgh (L)	10	13

1990'S

1990 (4-0)

Date	Opponent	Giants	Opp.
8/13	at Buffalo (W)	20	6
8/18	at Houston (W)	13	10
8/25	New York Jets (W)	17	7
9/1	Cleveland (W)	28	10

1991 (2-2)

Date	Opponent	Giants	Opp.
8/5	Buffalo (W)	23	17
8/10	at Cleveland (L)	10	16
8/17	New York Jets (W)	24	20
8/24	at New England (L)	3	24

1992 (2-2)

Date	Opponent	Giants	Opp.
8/9	Cincinnati (W)	13	7
8/15	Cleveland (W)	16	7
8/22	at New York Jets (L)	14	20
8/29	at Pittsburgh (L)	3	24

1993 (2-2)

Date	Opponent	Giants	Opp.
8/7	at Cincinnati (W)	27	16
8/14	Pittsburgh (L)	17	23
8/21	New York Jets (W)	14	13
8/28	at Miami (L)	17	23

1994 (1-4)

Date	Opponent	Giants	Opp.
7/30	Miami (L)	19	20
8/6	Cleveland (L)	15	24
8/13	San Diego (Berlin) (W)	28	20
8/20	at New York Jets (L)	10	13
8/27	at Chicago (L)	21	27

1995 (3-1)

Date	Opponent	Giants	Opp.
8/6	at Cleveland (W)	19	13
8/11	vs. New Orleans (W)	14	13
8/19	vs. New York Jets (W)	32	31
8/26	at Carolina (L)	3	6

1996 (1-3)

Date	Opponent	Giants	Opp.
8/2	at Jacksonville (W)	24	17
8/10	Baltimore (L)	27	37
8/17	at New York Jets (L)	6	13
8/23	Carolina (L)	7	34

1997 (1-3)

Date	Opponent	Giants	Opp.
8/2	at Baltimore (W)	21	20
8/9	Jacksonville (L)	16	38
8/16	New York Jets (L)	17	27
8/22	Green Bay (L) (at Madison, WI)	17	22

1998 (1-3)

Date	Opponent	Giants	Opp.
8/8	Cincinnati (W)	24	17
8/14	at Jacksonville (L)	10	24
8/20	at New York Jets (L)	23	27
8/28	Baltimore (L)	6	14

1999 (2-2)

Date	Opponent	Giants	Opp.
8/13	at Minnesota (W)	36	21
8/21	Jacksonville (W)	27	20
8/28	New York Jets (L)	10	16
9/3	at Baltimore (L)	28	24

2000'S

2000 (0-4)

Date	Opponent	Giants	Opp.
8/5	Chicago (L)	8	20
8/11	at Jacksonville (L)	13	16
8/19	at New York Jets (L)	24	27
8/25	Baltimore (L)	17	24

2001 (1-3)

Date	Opponent	Giants	Opp.
8/11	at New England (L)	0	14
8/16	Jacksonville (W)	27	5
8/25	New York Jets (L)	14	17
8/31	at Baltimore (L)	9	38

2002 (3-2)

Date	Opponent	Giants	Opp.
8/5	vs. Houston (W) (HOF Game Canton, OH)	34	17
8/10	New England (W)	22	19
8/17	at Atlanta (L)	24	36
8/24	at New York Jets (L)	7	28
8/29	Baltimore (W)	13	0

2003 (1-3)

Date	Opponent	Giants	Opp.
8/7	at New England (L)	6	26
8/15	Carolina (L)	10	20
8/23	New York Jets (L)	14	15
8/28	at Baltimore (W)	30	24

2004 (1-3)

Date	Opponent	Giants	Opp.
8/13	Kansas City (W)	34	24
8/19	at Carolina (L)	20	27
8/27	at New York Jets (L)	10	17
9/2	Baltimore (L)	17	27

2005 (3-1)

Date	Opponent	Giants	Opp.
8/13	at Cleveland (L)	14	17
8/20	Carolina (W)	27	21
8/23	New York Jets (W)	15	14
9/1	at New England (W)	27	3

2006 (4-0)

Date	Opponent	Giants	Opp.
8/11	at Baltimore (W)	17	16
8/17	Kansas City (W)	17	0
8/25	at New York Jets (W)	13	7
8/31	New England (W)	31	23

2007 (1-3)

Date	Opponent	Giants	Opp.
8/11	Carolina (L)	21	24
8/19	at Baltimore (W)	13	12
8/25	New York Jets (L)	12	20
8/30	at New England (L)	20	27

2008 (2-2)

Date	Opponent	Giants	Opp.
8/7	at Detroit (L)	10	13
8/18	Cleveland (W)	37	34
8/23	at New York Jets (L)	7	10
8/28	New England (W)	19	14

2009 (1-3)

Date	Opponent	Giants	Opp.
8/17	vs. Carolina (W)	24	17
8/22	at Chicago (L)	3	17
8/29	vs. New York Jets (L)	25	27
9/3	at New England (L)	27	38

2010'S

2010 (2-2)

Date	Opponent	Giants	Opp.
8/16	at New York Jets (W)	31	16
8/21	Pittsburgh (L)	17	24
8/28	at Baltimore (L)	10	24
9/2	New England (W)	20	17

2011 (2-2)

Date	Opponent	Giants	Opp.
8/13	at Carolina (L)	10	20
8/22	Chicago (W)	41	13
8/29	New York Jets (L)	3	17
9/1	at New England (W)	18	17

2012 (2-2)

Date	Opponent	Giants	Opp.
8/10	at Jacksonville (L)	31	32

8/18	at New York Jets (W)	26	3
8/24	Chicago (L)	17	20
9/1	New England (W)	6	3

2013 (1-3)

Date	Opponent	Giants	Opp.
8/10	at Pittsburgh (W)	18	13
8/18	Indianapolis (L)	12	20
8/24	New York Jets (OT) (L)	24	21
8/29	at New England (L)	20	28

2014 (5-0)

Date	Opponent	Giants	Opp.
8/3	at Buffalo (HOF) (W)	17	30
8/9	Pittsburgh (W)	20	16
8/16	at Indianapolis (W)	27	26
8/24	at New York Jets (W)	35	24
8/29	New England (W)	16	13

2015 (2-2)

Date	Opponent	Giants	Opp.
8/14	at Cincinnati (L)	10	23
8/22	Jacksonville (W)	22	12
8/29	New York Jets (L)	28	18
9/3	at New England (W)	12	9

2016 (2-2)

Date	Opponent	Giants	Opp.
8/12	Miami (L)	10	27
8/20	at Buffalo (L)	0	21
8/27	at New York Jets (W)	21	20
9/1	New England (W)	17	9

2017 (2-2)

Date	Opponent	Giants	Opp.
8/11	Pittsburgh (L)	12	20
8/21	at Cleveland (L)	6	10
8/26	New York Jets (W)	32	31
8/31	at New England (W)	40	38

2018 (2-2)

Date	Opponent	Giants	Opp.
8/9	Cleveland (L)	10	20
8/17	at Detroit (W)	30	17
8/24	at New York Jets (W)	22	16
8/30	New England (L)	12	17

2019 (4-0)

Date	Opponent	Giants	Opp.
8/8	New York Jets (W)	31	22
8/16	Chicago (W)	32	13
8/22	at Cincinnati (W)	25	23
8/29	at New England (W)	31	29

2020'S

2020
No Preseason Games

2021 (0-3)

Date	Opponent	Giants	Opp.
8/24	New York Jets (L)	7	12
8/22	at Cleveland (L)	13	17
8/29	New England (L)	20	22

2022 (2-1)

Date	Opponent	Giants	Opp.
8/11	at New England (W)	23	21
8/21	Cincinnati (W)	25	22
8/28	at Jets (L)	27	31

2023 (1-2)

Date	Opponent	Giants	Opp.
8/11	at Detroit (L)	16	21
8/18	Carolina (W)	21	19
8/26	Jets (L)	24	32

2024 (1-2)

Date	Opponent	Giants	Opp.
8/8	Detroit (W)	14	3
8/17	at Houston (L)	10	38
8/24	at Jets (L)	6	10

2025 (3-0)

Date	Opponent	Giants	Opp.
8/9	at Buffalo (W)	34	25
8/16	Jets (W)	31	12
8/21	New England (W)	42	10

ALL-TIME SERIES RESULTS

***ARIZONA VS. N.Y. GIANTS**
RS: Giants lead series, 82-46-2

1926	Giants, 20-0 (NY)
1927	Giants, 28-7 (NY)
1929	Giants, 24-21 (NY)
1930	Giants, 25-12 (NY)
	Giants, 13-7 (C)
1935	Cardinals, 14-13 (NY)
1936	Giants, 14-6 (NY)
1938	Giants, 6-0 (NY)
1939	Giants, 17-7 (NY)
1941	Cardinals, 10-7 (NY)
1942	Giants, 21-7 (NY)
1943	Giants, 24-13 (NY)
1946	Giants, 28-24 (NY)
1947	Giants, 35-31 (NY)
1948	Cardinals, 63-35 (NY)
1949	Giants, 41-38 (C)
1950	Cardinals, 17-3 (C)
	Giants, 51-21 (NY)
1951	Giants, 28-17 (NY)
	Giants, 10-0 (C)
1952	Cardinals, 24-23 (NY)
	Giants, 28-6 (C)
1953	Giants, 21-7 (NY)
	Giants, 23-20 (C)
1954	Giants, 41-10 (C)
	Giants, 31-17 (NY)
1955	Cardinals, 28-17 (C)
	Giants, 10-0 (NY)
1956	Cardinals, 35-27 (C)
	Giants, 23-10 (NY)
1957	Giants, 27-14 (NY)
	Giants, 28-21 (C)
1958	Giants, 37-7 (Buffalo)
	Cardinals, 23-6 (NY)
1959	Giants, 9-3 (NY)
	Giants, 30-20 (Minn)
1960	Giants, 35-14 (StL)
	Cardinals, 20-13 (NY)
1961	Cardinals, 21-10 (NY)
	Giants, 24-9 (StL)
1962	Giants, 31-14 (StL)
	Giants, 31-28 (NY)
1963	Giants, 38-21 (StL)
	Cardinals, 24-17 (NY)
1964	Giants, 34-17 (NY)
	Tie, 10-10 (StL)
1965	Giants, 14-10 (NY)
	Giants, 28-15 (StL)
1966	Cardinals, 24-19 (StL)
	Cardinals, 20-17 (NY)
1967	Giants, 37-20 (StL)
	Giants, 37-14 (NY)
1968	Cardinals, 28-21 (NY)
1969	Cardinals, 42-17 (StL)
	Giants, 49-6 (NY)
1970	Giants, 35-17 (NY)
	Giants, 34-17 (StL)
1971	Giants, 21-20 (StL)
	Cardinals, 24-7 (NY)
1972	Giants, 27-21 (NY)
	Giants, 13-7 (StL)
1973	Cardinals, 35-27 (StL)
	Giants, 24-13 (New Haven)
1974	Cardinals, 23-21 (New Haven)
	Cardinals, 26-14 (StL)
1975	Cardinals, 26-14 (StL)
	Cardinals, 20-13 (NY)
1976	Cardinals, 27-21 (StL)
	Cardinals, 17-14 (NY)
1977	Cardinals, 28-0 (StL)
	Giants, 27-7 (NY)
1978	Cardinals, 20-10 (StL)
	Giants, 17-0 (NY)
1979	Cardinals, 27-14 (NY)
	Cardinals, 29-20 (StL)
1980	Giants, 41-35 (StL)
	Cardinals, 23-7 (NY)

1981 Giants, 34-14 (NY)
Giants, 20-10 (StL)
1982 Cardinals, 24-21 (StL)
1983 Tie, 20-20 (StL) OT
Cardinals, 10-6 (NY)
1984 Giants, 16-10 (NY)
Cardinals, 31-21 (StL)
1985 Giants, 27-17 (NY)
Giants, 34-3 (StL)
1986 Giants, 13-6 (StL)
Giants, 27-7 (NY)
1987 Giants, 30-7 (NY)
Cardinals, 27-24 (StL)
1988 Cardinals, 24-17 (P)
Giants, 44-7 (NY)
1989 Giants, 35-7 (NY)
Giants, 20-13 (P)
1990 Giants, 20-19 (NY)
Giants, 24-21 (P)
1991 Giants, 20-9 (NY)
Giants, 21-14 (P)
1992 Giants, 31-21 (NY)
Cardinals, 19-0 (P)
1993 Giants, 19-17 (NY)
Cardinals, 17-6 (P)
1994 Giants, 20-17 (A)
Cardinals, 10-9 (NY)
1995 Giants, 27-21 (NY) OT
Giants, 10-6 (A)
1996 Giants, 16-8 (NY)
Cardinals, 31-23 (A)
1997 Giants, 27-13 (A)
Giants, 19-10 (NY)
1998 Giants, 34-7 (NY)
Giants, 23-19 (A)
1999 Cardinals, 14-3 (A)
Cardinals, 34-24 (NY)
2000 Giants, 21-16 (NY)
Giants, 31-7 (A)
2001 Giants, 17-10 (A)
Giants, 17-13 (NY)
2002 Cardinals, 21-7 (A)
2004 Cardinals, 17-14 (A)
2005 Giants, 42-19 (NY)
2008 Giants, 37-29 (A)
2009 Cardinals, 24-17 (NY)
2011 Giants, 31-27 (A)
2014 Cardinals, 25-14 (NY)
2017 Cardinals, 23-0 (A)
2019 Cardinals, 27-21 (NY)
2020 Cardinals, 26-7 (NY)
2023 Giants, 31-28 (A)
2026 Giants, 36-24 (NY)

RS Pts.—Giants 2,855, Cardinals 2,279

*Franchise known as Phoenix prior to 1994, in St. Louis prior to 1988, and in Chicago prior to 1960

ATLANTA VS. N.Y. GIANTS

RS: Falcons lead series, 15-11
PS: Giants lead series, 1-0

1966 Falcons, 27-16 (NY)
1968 Falcons, 24-21 (A)
1971 Giants, 21-17 (A)
1974 Falcons, 14-7 (New Haven)
1977 Falcons, 17-3 (A)
1978 Falcons, 23-20 (A)
1979 Giants, 24-3 (NY)
1981 Giants, 27-24 (A) OT
1982 Falcons, 16-14 (NY)
1983 Giants, 16-13 (A) OT
1984 Giants, 19-7 (A)
1988 Giants, 23-16 (A)
1998 Falcons, 34-20 (NY)
2000 Giants, 13-6 (A)
2002 Falcons, 17-10 (NY
2003 Falcons, 27-7 (NY)
2004 Falcons, 14-10 (NY)
2006 Giants, 27-14 (A)
2007 Giants, 31-10 (A)
2009 Giants, 34-31 (NY) OT
2011 *Giants, 24-2 (NY)
2012 Falcons, 34-0 (A)
2014 Giants, 30-20 (NY)
2015 Falcons, 24-20 (NY)
2018 Falcons, 23-20 (A)
2021 Falcons, 17-14 (NY)
2024 Falcons, 34-7 (A)

RS Pts.— Falcons 512, Giants 460
PS Pts.—Giants 24, Falcons 2

*NFC First-Round Playoff

BALTIMORE VS. N.Y. GIANTS

RS: Ravens lead series, 5-3
PS: Ravens lead series, 1-0

1997 Ravens, 24-23 (NY)
2000 *Ravens, 34-7 (Tampa)
2004 Ravens, 37-14 (B)
2008 Giants, 30-10 (NY)
2012 Ravens, 33-14 (B)
2016 Giants, 27-13 (NY)
2020 Ravens, 27-13 (B)
2022 Giants, 24-20 (NY)
2024 Ravens, 35-14 (NY)

RS Pts.—Ravens 209, Giants 159
PS Pts.—Ravens 34, Giants 7

*Super Bowl XXXV

BUFFALO VS. N.Y. GIANTS

RS: Bills lead series, 8-6
PS: Giants lead series, 1-0

1970 Giants, 20-6 (NY)
1975 Giants, 17-14 (B)
1978 Bills, 41-17 (B)
1987 Bills, 6-3 (B) OT
1990 Bills, 17-13 (NY)
*Giants, 20-19 (Tampa)
1993 Bills, 17-14 (B)
1996 Bills, 23-20 (NY) OT
1999 Giants, 19-17 (B)
2003 Bills, 24-7 (NY)
2007 Giants, 38-21 (B)
2011 Giants, 27-24 (NY)
2015 Giants, 24-10 (B)
2019 Bills, 28-14 (NY)
2023 Bills, 14-9 (B)

RS Pts.—Bills 262, Giants 242
PS Pts.—Giants 20, Bills 19

*Super Bowl XXV

CAROLINA VS. N.Y. GIANTS

RS: Panters lead, 7-6
PS: Panthers lead series, 1-0

1996 Panthers, 27-17 (C)
2003 Panthers, 37-24 (NY)
2005 *Panthers, 23-0 (NY)
2006 Giants, 27-13 (C)
2008 Giants, 34-28 (NY) OT
2009 Panthers, 41-9 (NY)
2010 Giants, 31-18 (NY)
2012 Giants, 36-7 (C)
2013 Panthers, 38-0 (C)
2015 Panthers, 38-35 (NY)
2018 Panthers, 33-31 (C)
2021 Giants, 25-3 (NY)
2022 Giants, 19-16 (NY)
2024 Panthers, 20-17 OT (Munich)

RS Pts.—Panthers 319, Giants 305
PS Pts.—Panthers 23, Giants 0

*NFC First-Round Playoff

CHICAGO VS. N.Y. GIANTS

RS: Bears lead series, 32-22-2
PS: Bears lead series, 5-3

1925 Bears, 19-7 (NY)
Giants, 9-0 (C)
1926 Bears, 7-0 (C)
1927 Giants, 13-7 (NY)
1928 Bears, 13-0 (C)
1929 Giants, 26-14 (C)
Giants, 34-0 (NY)
Giants, 14-9 (C)
1930 Giants, 12-0 (C)
Bears, 12-0 (NY)
1931 Bears, 6-0 (C)
Bears, 12-6 (NY)
Giants, 25-6 (C)
1932 Bears, 28-8 (NY)
Bears, 6-0 (C)
1933 Bears, 14-10 (C)

	Giants, 3-0 (NY)
	*Bears, 23-21 (C)
1934	Bears, 27-7 (C)
	Bears, 10-9 (NY)
	*Giants, 30-13 (NY)
1935	Bears, 20-3 (NY)
	Giants, 3-0 (C)
1936	Bears, 25-7 (NY)
1937	Tie, 3-3 (NY)
1939	Giants, 16-13 (NY)
1940	Bears, 37-21 (NY)
1941	*Bears, 37-9 (C)
1942	Bears, 26-7 (NY)
1943	Bears, 56-7 (NY)
1946	Giants, 14-0 (NY)
	*Bears, 24-14 (NY)
1948	Bears, 35-14 (C)
1949	Giants, 35-28 (NY)
1956	Tie, 17-17 (NY)
	*Giants, 47-7 (NY)
1962	Giants, 26-24 (C)
1963	*Bears, 14-10 (C)
1965	Bears, 35-14 (NY)
1967	Bears, 34-7 (C)
1969	Giants, 28-24 (NY)
1970	Bears, 24-16 (NY)
1974	Bears, 16-13 (C)
1977	Bears, 12-9 (NY) OT
1985	**Bears, 21-0 (C)
1987	Bears, 34-19 (C)
1990	**Giants, 31-3 (NY)
1991	Bears, 20-17 (C)
1992	Giants, 27-14 (C)
1993	Giants, 26-20 (C)
1995	Bears, 27-24 (NY)
2000	Giants, 14-7 (C)
2004	Bears, 28-21 (NY)
2006	Bears, 38-20 (NY)
2007	Giants, 21-16 (C)
2010	Giants, 17-3 (NY)
2013	Bears, 27-21 (C)
2016	Giants, 22-16 (NY)
2018	Giants, 30-27 (NY) OT
2019	Bears, 19-14 (NY)
2020	Bears,17-13 (CHI)
2021	Bears, 29-3 (CHI)
2022	Giants, 20-12 (NY)
2025	Bears, 24-20 (CHI)

RS Pts.—Bears 997, Giants 792
PS Pts.—Giants 162, Bears 142

*NFL Championship
**NFC Divisional Playoff

CINCINNATI VS. N.Y. GIANTS

RS: Bengals lead series, 7-4

1972	Bengals, 13-10 (C)
1977	Bengals, 30-13 (C)
1985	Bengals, 35-30 (C)
1991	Bengals, 27-24 (C)
1994	Giants, 27-20 (NY)
1997	Giants, 29-27 (NY)
2004	Bengals, 23-22 (C)
2008	Giants, 26-23 (NY) OT
2012	Bengals, 31-13 (C)
2016	Giants, 21-10 (NY)
2020	Giants, 19-17 (NY)
2024	Bengals, 17-7 (NY)

RS Pts.—Bengals 283, Giants 241

CLEVELAND VS. N.Y. GIANTS

RS: Browns lead series, 27-22-2
PS: Series tied, 1-1

1950	Giants, 6-0 (C)
	Giants, 17-13 (NY)
	*Browns, 8-3 (C)
1951	Browns, 14-13 (C)
	Browns, 10-0 (NY)
1952	Giants, 17-9 (C)
	Giants, 37-34 (NY)
1953	Browns, 7-0 (NY)
	Browns, 62-14 (C)
1954	Browns, 24-14 (C)
	Browns, 16-7 (NY)
1955	Browns, 24-14 (C)
	Tie, 35-35 (NY)
1956	Giants, 21-9 (C)
	Browns, 24-7 (NY)
1957	Browns, 6-3 (C)
	Browns, 34-28 (NY)
1958	Giants, 21-17 (C)
	Giants, 13-10 (NY)
	*Giants, 10-0 (NY)
1959	Giants, 10-6 (C)
	Giants, 48-7 (NY)
1960	Giants, 17-13 (C)
	Browns, 48-34 (NY)
1961	Giants, 37-21 (C)
	Tie, 7-7 (NY)
1962	Browns, 17-7 (C)
	Giants, 17-13 (NY)
1963	Browns, 35-24 (NY)
	Giants, 33-6 (C)
1964	Browns, 42-20 (C)
	Browns, 52-20 (NY)
1965	Browns, 38-14 (NY)
	Browns, 34-21 (C)
1966	Browns, 28-7 (NY)
	Browns, 49-40 (C)
1967	Giants, 38-34 (NY)
	Browns, 24-14 (C)
1968	Browns, 45-10 (C)
1969	Browns, 28-17 (C)
	Giants, 27-14 (NY)
1973	Browns, 12-10 (C)
1977	Browns, 21-7 (NY)
1985	Browns, 35-33 (NY)
1991	Giants, 13-10 (NY)
1994	Giants, 16-13 (C)
2000	Giants, 24-3 (C)
2004	Giants, 27-10 (NY)
2008	Browns, 35-14 (C)
2012	Giants, 41-27 (NY)
2016	Giants, 27-13 (C)
2020	Browns, 20-6 (NY)
2024	Giants, 21-15 (C)

RS Pts.—Browns 1,123, Giants 968
PS Pts.—Giants 13, Browns 8

*Conference Playoff

DALLAS VS. N.Y. GIANTS

RS: Cowboys lead series, 77-46-2
PS: Giants lead series, 1-0

1960	Tie, 31-31 (NY)
1961	Giants, 31-10 (D)
	Cowboys, 17-16 (NY)
1962	Giants, 41-10 (D)
	Giants, 41-31 (NY)
1963	Giants, 37-21 (NY)
	Giants, 34-27 (D)
1964	Tie, 13-13 (D)
	Cowboys, 31-21 (NY)
1965	Cowboys, 31-2 (D)
	Cowboys, 38-20 (NY)
1966	Cowboys, 52-7 (D)
	Cowboys, 17-7 (NY)
1967	Cowboys, 38-24 (D)
1968	Giants, 27-21 (D)
	Cowboys, 28-10 (NY)
1969	Cowboys, 25-3 (D)
1970	Cowboys, 28-10 (D)
	Giants, 23-20 (NY)
1971	Cowboys, 20-13 (D)
	Cowboys, 42-14 (NY)
1972	Cowboys, 23-14 (NY)
	Giants, 23-3 (D)
1973	Cowboys, 45-28 (D)
	Cowboys, 23-10 (New Haven)
1974	Giants, 14-6 (D)
	Cowboys, 21-7 (New Haven)
1975	Cowboys, 13-7 (NY)
	Cowboys, 14-3 (D)
1976	Cowboys, 24-14 (NY)
	Cowboys, 9-3 (D)

1977	Cowboys, 41-21 (D)
	Cowboys, 24-10 (NY)
1978	Cowboys, 34-24 (NY)
	Cowboys, 24-3 (D)
1979	Cowboys, 16-14 (NY)
	Cowboys, 28-7 (D)
1980	Cowboys, 24-3 (D)
	Giants, 38-35 (NY)
1981	Cowboys, 18-10 (D)
	Giants, 13-10 (NY) OT
1983	Cowboys, 28-13 (D)
	Cowboys, 38-20 (NY)
1984	Giants, 28-7 (NY)
	Giants, 19-7 (D)
1985	Cowboys, 30-29 (NY)
	Cowboys, 28-21 (D)
1986	Cowboys, 31-28 (D)
	Giants, 17-14 (NY)
1987	Cowboys, 16-14 (NY)
	Cowboys, 33-24 (D)
1988	Giants, 12-10 (D)
	Giants, 29-21 (NY)
1989	Giants, 30-13 (D)
	Giants, 15-0 (NY)
1990	Giants, 28-7 (D)
	Giants, 31-17 (NY)
1991	Cowboys, 21-16 (D)
	Giants, 22-9 (NY)
1992	Cowboys, 34-28 (NY)
	Cowboys, 30-3 (D)
1993	Cowboys, 31-9 (D)
	Cowboys, 16-13 (NY) OT
1994	Cowboys, 38-10 (D)
	Giants, 15-10 (NY)
1995	Cowboys, 35-0 (NY)
	Cowboys, 21-20 (D)
1996	Cowboys, 27-0 (D)
	Giants, 20-6 (NY)
1997	Giants, 20-17 (NY)
	Giants, 20-7 (D)
1998	Cowboys, 31-7 (NY)
	Cowboys, 16-6 (D)
1999	Giants, 13-10 (NY)
	Cowboys, 26-18 (D)
2000	Giants, 19-14 (NY)
	Giants, 17-13 (D)
2001	Giants, 27-24 (NY) OT
	Cowboys, 20-13 (D)
2002	Giants, 21-17 (D)
	Giants, 37-7 (NY)
2003	Cowboys, 35-32 (NY) OT
	Cowboys, 19-3 (D)
2004	Giants, 26-10 (D)
	Giants, 28-24 (NY)
2005	Cowboys, 16-13 (D) OT
	Giants, 17-10 (NY)
2006	Giants, 36-22 (D)
	Cowboys, 23-20 (NY)
2007	Cowboys, 45-35 (D)
	Cowboys, 31-20 (NY)
	*Giants, 21-17 (D)
2008	Giants, 35-14 (NY)
	Cowboys, 20-8 (D)
2009	Giants, 33-31 (D)
	Giants, 31-24 (NY)
2010	Giants, 41-35 (D)
	Cowboys, 33-20 (NY)
2011	Giants 37-34 (D)
	Giants 31-14 (NY)
2012	Cowboys, 24-17 (NY)
	Giants, 29-24 (D)
2013	Cowboys, 36-31 (D)
	Cowboys, 24-21 (NY)
2014	Cowboys, 31-21 (D)
	Cowboys, 31-28 (NY)
2015	Cowboys, 27-26 (D)
	Giants, 27-20 (NY)
2016	Giants, 20-19 (D)
	Giants, 10-7 (NY)
2017	Cowboys, 19-3 (D)
	Cowboys, 30-10 (NY)
2018	Cowboys, 20-13 (D)
	Cowboys, 35-36 (NY)
2019	Cowboys, 35-17 (D)
	Cowboys, 37-18 (NY)
2020	Cowboys, 37-34 (D)
	Giants, 23-19 (NY)
2021	Cowboys, 44-20 (D)
	Cowboys, 21-6 (NY)
2022	Cowboys, 23-16 (NY
	Cowboys, 28-20 (D)
2023	Cowboys, 40-0 (NY)
	Cowboys, 49-17 (D)
2024	Cowboys, 20-15 (NY)
	Cowboys, 27-20 (D)
2025	Cowboys, 40-37 (D) OT
	Giants, 34-17 (NY)
2026	Giants, 28-20 (NY)

RS Pts.—Cowboys 3,014, Giants 2,479
PS Pts.—Giants 21, Cowboys 17

*NFC Divisional Playoff

DENVER VS. N.Y. GIANTS

RS: Broncos lead series, 8-6
PS: Giants lead series, 1-0

1972	Giants, 29-17 (NY)
1976	Broncos, 14-13 (D)
1980	Broncos, 14-9 (NY)
1986	Giants, 19-16 (NY)
	*Giants, 39-20 (Pasadena)
1989	Giants, 14-7 (D)
1992	Broncos, 27-13 (D)
1998	Giants, 20-16 (NY)
2001	Broncos, 31-20 (D)
2005	Giants, 24-23 (NY)
2009	Broncos, 26-6 (D)
2013	Broncos, 41-23 (NY)
2017	Giants, 23-10 (D)
2021	Broncos, 27-13 (D)
2025	Broncos, 33-32 (D)

RS Pts.—Broncos 302, Giants 258
PS Pts.—Giants 39, Broncos 20

*Super Bowl XXI

***DETROIT VS. N.Y. GIANTS**

RS: Lions leads series, 25-21-1
PS: Lions lead series, 1-0

1930	Giants, 19-6 (P)
1931	Spartans, 14-6 (P)
	Giants, 14-0 (NY)
1932	Spartans, 7-0 (P)
	Spartans, 6-0 (NY)
1933	Spartans, 17-7 (P)
	Giants, 13-10 (NY)
1934	Lions, 9-0 (D)
1935	**Lions, 26-7 (D)
1936	Giants, 14-7 (NY)
	Lions, 38-0 (D)
1937	Lions, 17-0 (NY)
1939	Lions, 18-14 (D)
1941	Giants, 20-13 (NY)
1943	Tie, 0-0 (D)
1945	Giants, 35-14 (NY)
1947	Lions, 35-7 (D)
1949	Lions, 45-21 (NY)
1953	Lions, 27-16 (NY)
1955	Giants, 24-19 (D)
1958	Giants, 19-17 (D)
1962	Giants, 17-14 (NY)
1964	Lions, 26-3 (D)
1967	Lions, 30-7 (NY)
1969	Lions, 24-0 (D)
1972	Lions, 30-16 (D)
1974	Lions, 20-19 (D)
1976	Giants, 24-10 (NY)
1982	Giants, 13-6 (D)
1983	Lions, 15-9 (D)
1988	Giants, 30-10 (NY)
	Giants, 13-10 (D) OT
1989	Giants, 24-14 (NY)
1990	Giants, 20-0 (NY)
1994	Lions, 28-25 (NY) OT
1996	Giants, 35-7 (D)
1997	Giants, 26-20 (D) OT
2000	Lions, 31-21 (NY)

2004 Lions, 28-13 (NY)
2007 Giants, 16-10 (D)
2010 Giants, 28-20 (NY)
2013 Giants, 23-20 (D) OT
2014 Lions, 35-14 (D)
2016 Giants, 17-6 (NY)
2017 Lions, 24-10 (NY)
2019 Lions, 31-26 (D)
2022 Lions, 31-18 (NY)
2025 Lions, 34-27 (D) OT

RS Pts.—Lions 853, Giants 723
PS Pts.—Lions 26, Giants 7

*Franchise in Portsmouth prior to 1934 and known as the Spartans
**NFL Championship

GREEN BAY VS. N.Y. GIANTS

RS: Packers lead series, 30-25-2
PS: Packers lead series, 5-3

1928 Giants, 6-0 (GB)
Packers, 7-0 (NY)
1929 Packers, 20-6 (NY)
1930 Packers, 14-7 (GB)
Giants, 13-6 (NY)
1931 Packers, 27-7 (GB)
Packers, 14-10 (NY)
1932 Packers, 13-0 (GB)
Giants, 6-0 (NY)
1933 Giants, 10-7 (Mil)
Giants, 17-6 (NY)
1934 Packers, 20-6 (Mil)
Giants, 17-3 (NY)
1935 Packers, 16-7 (GB)
1936 Packers, 26-14 (NY)
1937 Giants, 10-0 (NY)
1938 Giants, 15-3 (NY)
*Giants, 23-17 (NY)
1939 *Packers, 27-0 (Mil)
1940 Giants, 7-3 (NY)
1942 Tie, 21-21 (NY)
1943 Packers, 35-21 (NY)
1944 Giants, 24-0 (NY)
*Packers, 14-7 (NY)
1945 Packers, 23-14 (NY)
1947 Tie, 24-24 (NY)
1948 Giants, 49-3 (Mil)
1949 Giants, 30-10 (GB)
1952 Packers, 17-3 (NY)
1957 Giants, 31-17 (GB)
1959 Giants, 20-3 (NY)
1961 Packers, 20-17 (Mil)
*Packers, 37-0 (GB)
1962 *Packers, 16-7 (NY)
1967 Packers, 48-21 (NY)
1969 Packers, 20-10 (Mil)
1971 Giants, 42-40 (GB)
1973 Packers, 16-14 (New Haven)
1975 Packers, 40-14 (Mil)
1980 Giants, 27-21 (NY)
1981 Packers, 27-14 (NY)
Packers, 26-24 (Mil)
1982 Packers, 27-19 (NY)
1983 Giants, 27-3 (NY)
1985 Packers, 23-20 (GB)
1986 Giants, 55-24 (NY)
1987 Giants, 20-10 (NY)
1992 Giants, 27-7 (NY)
1995 Packers, 14-6 (GB)
1998 Packers, 37-3 (NY)
2001 Packers, 34-25 (NY)
2004 Giants, 14-7 (GB)
2007 Packers, 35-13 (NY)
**Giants, 23-20 (GB) OT
2010 Packers 45-17 (GB)
2011 Packers, 38-35 (NY)
***Giants, 37-20 (GB)
2012 Giants, 38-10 (NY)
2013 Giants, 27-13 (NY)
2016 Packers, 23-16 (GB)
****Packers, 38-13 (GB)
2019 Packers, 31-13 (NY)
2022 Giants, 27-22 (London)
2023 Giants, 24-22 (NY)
2025 Packers, 27-20 (NY)

RS Pts.—Packers 1,048, Giants 1,024
PS Pts.—Packers 189, Giants 110

*NFL Championship
**NFC Championship Game
***Divisional Playoff
****Wild Card

HOUSTON VS. N.Y. GIANTS

RS: Giants lead series, 6-1

2002 Texans, 16-14 (H)
2006 Giants, 14-10 (NY)
2010 Giants, 34-10 (H)
2014 Giants, 30-17 (NY)
2018 Giants, 27-22 (H)
2022 Giants, 24-16 (NY)
2026 Giants, 27-21 OT (H)

RS Pts.—Giants 170, Texans 112

INDIANAPOLIS VS. N.Y. GIANTS

RS: Colts lead series, 10-8
PS: Colts lead series, 2-0

1954 Colts, 20-14 (B)
1955 Giants, 17-7 (NY)
1958 Giants, 24-21 (NY)
**Colts, 23-17 (NY) OT
1959 **Colts, 31-16 (B)
1963 Giants, 37-28 (B)
1968 Colts, 26-0 (NY)
1971 Colts, 31-7 (NY)
1975 Colts, 21-0 (NY)
1979 Colts, 31-7 (NY)
1990 Giants, 24-7 (I)
1993 Giants, 20-6 (NY)
1999 Colts, 27-19 (NY)
2002 Giants, 44-27 (I)
2006 Colts, 26-21 (NY)
2010 Colts, 38-14 (I)
2014 Colts, 40-24 (NY)
2018 Colts, 28-27 (I)
2022 Giants, 38-10 (NY)
2024 Giants, 45-33 (NY)

RS Pts.—Colts 427, Giants 382
PS Pts.—Colts 54, Giants 33

*Franchise in Baltimore prior to 1984
**NFL Championship

JACKSONVILLE VS. N.Y. GIANTS

RS: Series tied, 4-4

1997 Jaguars, 40-13 (J)
2000 Giants, 28-25 (NY)
2002 Giants, 24-17 (NY)
2006 Jaguars, 26-10 (J)
2010 Giants 24-20 (NY)
2014 Jaguars, 25-24 (J)
2018 Jaguars, 20-15 (NY)
2022 Giants, 23-17

RS Pts.—Jaguars 190, Giants 161

KANSAS CITY VS. N.Y. GIANTS

RS: Giants lead series, 11-5

1974 Giants, 33-27 (KC)
1978 Giants, 26-10 (NY)
1979 Giants, 21-17 (KC)
1983 Chiefs, 38-17 (KC)
1984 Giants, 28-27 (NY)
1988 Giants, 28-12 (NY)
1992 Giants, 35-21 (NY)
1995 Chiefs, 20-17 (KC) OT
1998 Giants, 28-7 (NY)
2001 Giants, 13-3 (KC)
2005 Giants, 27-17 (NY)
2009 Giants, 27-16 (KC)
2013 Chiefs, 31-7 (KC)
2017 Giants, 12-9 (NY) OT
2021 Chiefs, 20-7 (KC)
2025 Chiefs, 22-9 (NY)

RS Pts.—Giants 335, Chiefs 297

***LOS ANGELES CHARGERS VS. N.Y. GIANTS**

RS: Chargers lead series, 8-6

1971 Giants, 35-17 (NY)
1975 Giants, 35-24 (NY)
1980 Chargers, 44-7 (SD)

1983 Chargers, 41-34 (NY)
1986 Giants, 20-7 (NY)
1989 Giants, 20-13 (SD)
1995 Chargers, 27-17 (NY)
1998 Giants, 34-16 (SD)
2005 Chargers, 45-23 (SD)
2009 Chargers, 21-20 (NY)
2013 Chargers, 37-14 (SD)
2017 Chargers, 27-22 (NY)
2021 Chargers, 37-21 (LA)
2025 Giants, 21-18 (NY)

RS Pts.—Chargers 374, Giants 323

*Franchise in San Diego from 1961 to 2016

***LOS ANGELES RAMS VS. N.Y. GIANTS**

RS: Rams lead series, 29-16
PS: Series tied, 1-1

1938 Giants, 28-0 (NY)
1940 Rams, 13-0 (NY)
1941 Giants, 49-14 (NY)
1945 Rams, 21-17 (NY)
1946 Rams, 31-21 (NY)
1947 Rams, 34-10 (LA)
1948 Rams, 52-37 (NY)
1953 Rams, 21-7 (LA)
1954 Rams, 17-16 (NY)
1959 Giants, 23-21 (LA)
1961 Giants, 24-14 (NY)
1966 Rams, 55-14 (LA)
1968 Rams, 24-21 (LA)
1970 Rams, 31-3 (NY)
1973 Rams, 40-6 (LA)
1976 Rams, 24-10 (LA)
1978 Rams, 20-17 (NY)
1979 Giants, 20-14 (LA)
1980 Rams, 28-7 (NY)
1981 Giants, 10-7 (NY)
1983 Rams, 16-6 (NY)
1984 Rams, 33-12 (LA)
**Giants, 16-13 (LA)
1985 Giants, 24-19 (NY)
1988 Rams, 45-31 (NY)
1989 Rams, 31-10 (LA)
***Rams, 19-13 (NY) OT
1990 Giants, 31-7 (LA)
1991 Rams, 19-13 (NY)
1992 Rams, 38-17 (LA)
1993 Giants, 20-10 (NY)
1994 Rams, 17-10 (LA)
1997 Rams, 13-3 (StL)
1999 Rams, 31-10 (StL)
2000 Rams, 38-24 (NY)
2001 Rams, 15-14 (StL)
2002 Giants, 26-21 (StL)
2003 Giants, 23-13 (NY)
2005 Giants, 44-24 (NY
2008 Giants, 41-13 (StL)
2011 Giants, 28-16 (NY)
2014 Giants 37-27 (StL)
2016 Giants 17-10 (London)
2017 Rams, 51-17 (NY)
2020 Rams, 17-9 (L.A.)
2023 Rams, 26-25 (NY)
2026 Rams, 28-6 (L.A.)

RS Pts.—Rams 1,059, Giants 838
PS Pts.—Rams 32, Giants 29

*Franchise in St. Louis from 1995 to 2015 and in Cleveland prior to 1946
**NFC First-Round Playoff
***NFC Divisional Playoff

MIAMI VS. N.Y. GIANTS

RS: Giants lead series, 7-4

1972 Dolphins, 23-13 (NY)
1990 Giants, 20-3 (NY)
1993 Giants, 19-14 (M)
1996 Giants, 17-7 (M)
2003 Dolphins, 23-10 (NY)
2007 Giants, 13-10 (London)
2011 Giants, 20-17 (NY)
2015 Giants, 31-24 (M)
2019 Giants, 36-20 (NY)
2021 Dolphins, 20-9 (M)
2023 Dolphins, 31-16 (M)

RS Pts.—Giants 204, Dolphins 192

MINNESOTA VS. N.Y. GIANTS

RS: Vikings lead series, 19-10
PS: Giants lead series, 3-1

1964 Vikings, 30-21 (NY)
1965 Vikings, 40-14 (M)
1967 Vikings, 27-24 (M)
1969 Giants, 24-23 (NY)
1971 Vikings, 17-10 (NY)
1973 Vikings, 31-7 (New Haven)
1976 Vikings, 24-7 (M)
1986 Giants, 22-20 (M)
1989 Giants, 24-14 (NY)
1990 Giants, 23-15 (NY)
1993 *Giants, 17-10 (NY)
1994 Vikings, 27-10 (NY)
1996 Giants, 15-10 (NY)
1997 *Vikings, 23-22 (NY)
1999 Vikings, 34-17 (NY)
2000 **Giants, 41-0 (NY)
2001 Vikings, 28-16 (M)
2002 Giants, 27-20 (M)
2003 Giants, 29-17 (M)
2004 Giants, 34-13 (M)
2005 Vikings, 24-21 (NY)
2007 Vikings, 41-17 (NY)
2008 Vikings, 20-19 (M)
2009 Vikings, 44-7 (M)
2010 ***Giants, 21-3 (M)
2013 Giants, 23-7 (NY)
2015 Vikings, 49-17 (M)
2016 Vikings, 24-10 (M)
2019 Vikings, 28-10 (NY)
2022 Vikings, 27-24 (M)
*Giants, 31-24 (M)
2024 Vikings, 28-6 (NY)
2025 Vikings, 16-13 (NY)

RS Pts.—Vikings 701, Giants 512
PS Pts.—Giants 111, Vikings 57

*NFC First-Round Playoff
**NFC Championship
***Game played in Detroit, MI.

***NEW ENGLAND VS. N.Y. GIANTS**

RS: Patriots lead series, 7-5
PS: Giants lead series, 2-0

1970 Giants, 16-0 (B)
1974 Patriots, 28-20 (New Haven)
1987 Giants, 17-10 (NY)
1990 Giants, 13-10 (NE)
1996 Patriots, 23-22 (NY)
1999 Patriots, 16-14 (NE)
2003 Patriots, 17-6 (NE)
2007 Patriots, 38-35 (NY)
**Giants, 17-14 (Arizona)
2011 Giants, 24-20 (NE)
***Giants, 21-17 (Indianapolis)
2015 Patriots, 27-26 (NY)
2019 Patriots, 35-14 (NE)
2023 Giants, 10-7 (NY)

RS Pts.—Patriots 231, Giants 217
PS Pts.—Giants 38, Patriots 31

*Franchise in Boston prior to 1971
**Super Bowl XLII ***Super Bowl XLVI

NEW ORLEANS VS. N.Y. GIANTS

RS: Saints lead series, 18-17

1967 Giants, 27-21 (NY)
1968 Giants, 38-21 (NY)
1969 Saints, 25-24 (NY)
1970 Saints, 14-10 (NO)
1972 Giants, 45-21 (NY)
1975 Giants, 28-14 (NY)
1978 Saints, 28-17 (NO)
1979 Saints, 24-14 (NO)
1981 Giants, 20-7 (NY)
1984 Saints, 10-3 (NY)
1985 Giants, 21-13 (NO)
1986 Giants, 20-17 (NY)
1987 Saints, 23-14 (NO
1988 Giants, 13-12 (NO)
1993 Giants, 24-14 (NO)
1994 Saints, 27-22 (NO)
1995 Giants, 45-29 (NY)
1996 Saints 17-3 (NY)

1997 Giants, 14-9 (NY)
1999 Giants, 31-3 (NY)
2001 Giants, 21-13 (NY)
2003 Saints, 45-7 (NO)
2005 Giants, 27-10 (NY*)
2006 Saints, 30-7 (NY)
2009 Saints, 48-27 (NO)
2011 Saints, 49-24 (NO)
2012 Giants, 52-27 (NY)
2015 Saints, 52-49 (NO)
2016 Giants, 16-13 (NY)
2018 Saints, 33-18 (NY)
2021 Giants, 27-21 (NO)
2023 Saints, 24-6 (NO)
2024 Saints, 14-11 (NY)
2025 Saints, 26-14 (NO)
2026 Saints, 34-27 (NY)

RS Pts.—Saints 788, Giants 766
***Saints home game**

N.Y. JETS VS. N.Y. GIANTS

RS: Giants lead series, 8-6

1970 Giants, 22-10 (NYJ)
1974 Jets, 26-20 (New Haven) OT
1981 Jets, 26-7 (NYG)
1984 Giants, 20-10 (NYJ)
1987 Giants, 20-7 (NYG)
1988 Jets, 27-21 (NYJ)
1993 Jets, 10-6 (NYG)
1996 Giants, 13-6 (NYJ)
1999 Giants, 41-28 (NYG)
2003 Giants, 31-28 (NYJ) OT
2007 Giants, 35-24 (NYG)
2011 Giants, 29-14 (NYJ)
2015 Jets, 23-20 (NYG) OT
2019 Jets, 34-27 (NYJ)
2023 Jets, 13-10 (NYG) OT

RS Pts.—Giants 322, Jets 286

***LAS VEGAS VS. N.Y. GIANTS**

RS: Raiders lead series, 9-7

1973 Raiders, 42-0 (O)
1980 Raiders, 33-17 (NY)
1983 Raiders, 27-12 (LA)
1986 Giants, 14-9 (LA)
1989 Giants, 34-17 (NY)
1992 Raiders, 13-10 (LA)
1995 Raiders, 17-13 (NY)
1998 Raiders, 20-17 (O)
2001 Raiders, 28-10 (NY)
2005 Giants, 30-21 (O)
2009 Giants, 44-7 (NY)
2013 Giants, 24-20 (NY)
2017 Raiders, 24-17 (O)
2021 Giants, 23-16 (NY)
2023 Raiders, 30-6 (LV)
2025 Giants, 34-10 (LV)

RS Pts.—Raiders 334, Giants 305

*Franchise in LA from 1982-1994 and Oakland from 1995-2019

PHILADELPHIA VS. N.Y. GIANTS

RS: Eagles lead series, 93-87-2
PS: Eagles lead series, 3-2

1933 Giants, 56-0 (NY)
Giants, 20-14 (P)
1934 Giants, 17-0 (NY)
Eagles, 6-0 (P)
1935 Giants, 10-0 (NY)
Giants, 21-14 (P)
1936 Eagles, 10-7 (P)
Giants, 21-17 (NY)
1937 Giants, 16-7 (P)
Giants, 21-0 (NY)
1938 Eagles, 14-10 (P)
Giants, 17-7 (NY)
1939 Giants, 13-3 (P)
Giants, 27-10 (NY)
1940 Giants, 20-14 (P)
Giants, 17-7 (NY)
1941 Giants, 24-0 (P)
Giants, 16-0 (NY)
1942 Giants, 35-17 (NY)
Giants, 14-0 (P)
1944 Eagles, 24-17 (NY)
Tie, 21-21 (P)
1945 Eagles, 38-17 (P)
Giants, 28-21 (NY)
1946 Eagles, 24-14 (P)
Giants, 45-17 (NY)
1947 Eagles, 23-0 (P)
Eagles, 41-24 (NY)
1948 Eagles, 45-0 (P)
Eagles, 35-14 (NY)
1949 Eagles, 24-3 (NY)
Eagles, 17-3 (P)
1950 Giants, 7-3 (NY)
Giants, 9-7 (P)
1951 Giants, 26-24 (NY)
Giants, 23-7 (P)
1952 Giants, 31-7 (P)
Eagles, 14-10 (NY)
1953 Eagles, 30-7 (P)
Giants, 37-28 (NY)
1954 Giants, 27-14 (NY)
Eagles, 29-14 (P)
1955 Eagles, 27-17 (P)
Giants, 31-7 (NY)
1956 Giants, 20-3 (NY)
Giants, 21-7 (P)
1957 Giants, 24-20 (P)
Giants, 13-0 (NY)
1958 Eagles, 27-24 (P)
Giants, 24-10 (NY)
1959 Eagles, 49-21 (P)
Giants, 24-7 (NY)
1960 Eagles, 17-10 (NY)
Eagles, 31-23 (P)
1961 Giants, 38-21 (NY)
Giants, 28-24 (P)
1962 Giants, 29-13 (P)
Giants, 19-14 (NY)
1963 Giants, 37-14 (P)
Giants, 42-14 (NY)
1964 Eagles, 38-7 (P)
Eagles, 23-17 (NY)
1965 Giants, 16-14 (P)
Giants, 35-27 (NY)
1966 Eagles, 35-17 (P)
Eagles, 31-3 (NY)
1967 Giants, 44-7 (NY)
1968 Giants, 34-25 (P)
Giants, 7-6 (NY)
1969 Eagles, 23-20 (NY)
1970 Giants, 30-23 (NY)
Eagles, 23-20 (P)
1971 Eagles, 23-7 (P)
Eagles, 41-28 (NY)
1972 Giants, 27-12 (P)
Giants, 62-10 (NY)
1973 Tie, 23-23 (NY)
Eagles, 20-16 (P)
1974 Eagles, 35-7 (P)
Eagles, 20-7 (New Haven)
1975 Giants, 23-14 (P)
Eagles, 13-10 (NY)
1976 Eagles, 20-7 (P)
Eagles, 10-0 (NY)
1977 Eagles, 28-10 (NY)
Eagles, 17-14 (P)
1978 Eagles, 19-17 (NY)
Eagles, 20-3 (P)
1979 Eagles, 23-17 (P)
Eagles, 17-13 (NY)
1980 Eagles, 35-3 (P)
Eagles, 31-16 (NY)
1981 Eagles, 24-10 (NY)
Giants, 20-10 (P)
*Giants, 27-21 (P)
1982 Giants, 23-7 (NY)
Giants, 26-24 (P)
1983 Eagles, 17-13 (NY)
Giants, 23-0 (P)
1984 Giants, 28-27 (NY)
Eagles, 24-10 (P)
1985 Giants, 21-0 (NY)

	Giants, 16-10 (P) OT
1986	Giants, 35-3 (NY)
	Giants, 17-14 (P)
1987	Giants, 20-17 (P)
	Giants, 23-20 (NY) OT
1988	Eagles, 24-13 (P)
	Eagles, 23-17 (NY) OT
1989	Eagles, 21-19 (P)
	Eagles, 24-17 (NY)
1990	Giants, 27-20 (NY)
	Eagles, 31-13 (P)
1991	Eagles, 30-7 (P)
	Eagles, 19-14 (NY)
1992	Eagles, 47-34 (NY)
	Eagles, 20-10 (P)
1993	Giants, 21-10 (NY)
	Giants, 7-3 (P)
1994	Giants, 28-23 (NY)
	Giants, 16-13 (P)
1995	Eagles, 17-14 (NY)
	Eagles, 28-19 (P)
1996	Eagles, 19-10 (NY)
	Eagles, 24-0 (P)
1997	Giants, 31-17 (NY)
	Giants, 31-21 (P)
1998	Giants, 20-0 (NY)
	Giants, 20-10 (P)
1999	Giants, 16-15 (NY)
	Giants, 23-17 (P) OT
2000	Giants, 33-18 (P)
	Giants, 24-7 (NY)
	**Giants, 20-10 (NY)
2001	Eagles, 10-9 (NY)
	Eagles, 24-21 (P)
2002	Eagles, 17-3 (P)
	Giants, 10-7 (NY) OT
2003	Eagles, 14-10 (NY)
	Eagles, 28-10 (P)
2004	Eagles, 31-17 (P)
	Eagles, 27-6 (NY))
2005	Giants, 27-17 (NY)
	Giants, 26-23 (P) OT
2006	Giants, 30-24 (P) OT
	Eagles, 36-22 (NY)
	*Eagles, 23-20 (P)
2007	Giants, 16-3 (NY)
	Giants, 16-13 (P)
2008	Giants, 36-31 (P)
	Eagles, 20-14 (NY)
	**Eagles, 23-11 (NY)
2009	Eagles, 40-17 (P)
	Eagles, 45-38 (NY)
2010	Eagles, 27-17 (P)
	Eagles, 38-31 (NY)
2011	Giants, 29-16 (P)
	Eagles, 17-10 (NY)
2012	Eagles, 19-17 (P)
	Giants, 42-7 (NY)
2013	Eagles, 36-21 (NY)
	Giants, 15-7 (P)
2014	Eagles, 27-0 (P)
	Eagles, 34-26 (NY)
2015	Eagles, 27-7 (P)
	Eagles, 35-30 (NY)
2016	Giants, 28-23 (NY)
	Eagles, 24-19 (P)
2017	Eagles, 27-24 (P)
	Eagles, 34-29 (NY)
2018	Eagles, 34-13 (NY)
	Eagles, 25-22 (P)
2019	Eagles, 23-17 (P)
	Eagles, 34-17 (NY)
2020	Eagles, 22-21 (P)
	Giants, 27-17 (NY)
2021	Giants, 13-7 (NY)
	Eagles, 34-10 (P)
2022	Eagles, 48-22 (NY)
	Eagles, 22-16 (P)
	**Eagles, 38-7 (P)
2023	Eagles, 33-25 (P)
	Giants, 27-10 (NY)
2024	Eagles, 28-3 (NY)
	Eagles, 20-13 (P)
2025	Giants, 34-17 (NY)
	Eagles, 38-20 (P)

RS Pts.—Eagles 3,604, Giants 3,562
PS Pts.—Giants 82, Eagles 115

*NFC First-Round Playoff **NFC Divisional Playoff

***PITTSBURGH VS. N.Y. GIANTS**

RS: Giants lead series, 44-32-3

1933	Giants, 23-2 (P)
	Giants, 27-3 (NY)
1934	Giants, 14-12 (P)
	Giants, 17-7 (NY)
1935	Giants, 42-7 (P)
	Giants, 13-0 (NY)
1936	Pirates, 10-7 (P)
1937	Giants, 10-7 (P)
	Giants, 17-0 (NY)
1938	Giants, 27-14 (P)
	Pirates, 13-10 (NY)
1939	Giants, 14-7 (P)
	Giants, 23-7 (NY)
1940	Tie, 10-10 (P)
	Giants, 12-0 (NY)
1941	Giants, 37-10 (P)
	Giants, 28-7 (NY)
1942	Steelers, 13-10 (P)
	Steelers, 17-9 (NY)
1945	Giants, 34-6 (P)
	Steelers, 21-7 (NY)
1946	Giants, 17-14 (P)
	Giants, 7-0 (NY)
1947	Steelers, 38-21 (NY)
	Steelers, 24-7 (P)
1948	Giants, 34-27 (NY)
	Steelers, 38-28 (P)
1949	Steelers, 28-7 (P)
	Steelers, 21-17 (NY)
1950	Giants, 18-7 (P)
	Steelers, 17-6 (NY)
1951	Tie, 13-13 (P)
	Giants, 14-0 (NY)
1952	Steelers, 63-7 (P)
1953	Steelers, 24-14 (P)
	Steelers, 14-10 (NY)
1954	Giants, 30-6 (P)
	Giants, 24-3 (NY)
1955	Steelers, 30-23 (P)
	Steelers, 19-17 (NY)
1956	Giants, 38-10 (NY)
	Giants, 17-14 (P)
1957	Giants, 35-0 (NY)
	Steelers, 21-10 (P)
1958	Giants, 17-6 (NY)
	Steelers, 31-10 (P)
1959	Giants, 21-16 (P)
	Steelers, 14-9 (NY)
1960	Giants, 19-17 (P)
	Giants, 27-24 (NY)
1961	Giants, 17-14 (P)
	Giants, 42-21 (NY)
1962	Giants, 31-27 (P)
	Steelers, 20-17 (NY)
1963	Steelers, 31-0 (P)
	Giants, 33-17 (NY)
1964	Steelers, 27-24 (P)
	Steelers, 44-17 (NY)
1965	Giants, 23-13 (P)
	Giants, 35-10 (NY)
1966	Giants, 35-10 (NY)
	Giants, 35-10 (NY)
1967	Giants, 27-24 (P)
	Giants, 27-24 (P)
1968	Giants, 27-24 (P)
1969	Giants, 10-7 (NY)
	Giants, 21-17 (P)
1971	Steelers, 17-13 (P)
1976	Steelers, 27-0 (NY)
1985	Giants, 28-10 (NY)
1991	Giants, 23-20 (P)
1994	Steelers, 10-6 (NY)

2000 Giants, 30-10 (NY)
2004 Steelers, 33-30 (NY)
2008 Giants, 21-14 (P)
2012 Giants, 21-14 (P)
2016 Steelers, 24-14 (P)
2020 Steelers, 24-14 (P)
2024 Steelers, 26-18 (P)

RS Pts.—Giants 1,548, Steelers 1,346
***Steelers known as Pirates prior to 1940**

SAN FRANCISCO VS. N.Y. GIANTS

RS: 49ers lead series, 19-17
PS: Series tied, 4-4

1952 Giants, 23-14 (NY)
1956 Giants, 38-21 (SF)
1957 49ers, 27-17 (NY)
1960 Giants, 21-19 (SF)
1963 Giants, 48-14 (NY)
1968 49ers, 26-10 (NY)
1972 Giants, 23-17 (SF)
1975 Giants, 26-23 (SF)
1977 Giants, 20-17 (NY)
1978 Giants, 27-10 (NY)
1979 Giants, 32-16 (NY)
1980 49ers, 12-0 (SF)
1981 49ers, 17-10 (SF)
*49ers, 38-24 (SF)
1984 49ers, 31-10 (NY)
*49ers, 21-10 (SF)
1985 **Giants, 17-3 (NY)
1986 Giants, 21-17 (SF)
*Giants, 49-3 (NY)
1987 49ers, 41-21 (NY)
1988 49ers, 20-17 (NY)
1989 49ers, 34-24 (SF)
1990 49ers, 7-3 (SF)
***Giants, 15-13 (SF)
1991 Giants, 16-14 (NY)
1992 49ers, 31-14 (NY)
1993 *49ers, 44-3 (SF)
1995 49ers, 20-6 (SF)
1998 49ers, 31-7 (SF)
2002 49ers, 16-13 (NY)
**49ers, 39-38 (SF)
2005 Giants, 24-6 (SF)
2007 Giants, 33-15 (NY)
2008 Giants, 29-17 (NY)
2011 49ers, 27-20 (SF)
***Giants 20-17 (OT)
2012 Giants, 26-3 (SF)
2014 49ers, 16-10 (NY)
2015 Giants, 30-27 (NY)
2017 49ers, 31-21 (SF)
2018 Giants, 27-23 (SF)
2020 49ers, 36-9 (NY)
2023 49ers, 30-12 (SF)
2025 49ers, 34-24 (NY)

RS Pts.—49ers 760, Giants 712
PS Pts.—49ers 178, Giants 176

*NFC Divisional Playoff
**NFC First-Round Playoff
***NFC Championship

SEATTLE VS. N.Y. GIANTS

RS: Series tied, 11-11

1976 Giants, 28-16 (NY)
1980 Giants, 27-21 (S)
1981 Giants, 32-0 (S)
1983 Seahawks, 17-12 (NY)
1986 Seahawks, 17-12 (S)
1989 Giants, 15-3 (NY)
1992 Giants, 23-10 (NY)
1995 Seahawks, 30-28 (S)
2001 Giants, 27-24 (NY)
2002 Giants, 9-6 (NY)
2005 Seahawks, 24-21 (S) OT
2006 Seahawks, 42-30 (S)
2008 Giants, 44-6 (NY)
2010 Giants, 41-7 (S)
2011 Seahawks, 36-25 (NY)
2013 Seahawks, 23-0 (NY)
2014 Seahawks, 38-17 (S)
2017 Seahawks, 24-7 (NY)
2020 Giants, 17-12 (S)
2022 Seahawks, 27-13 (S)
2023 Seahawks, 24-3 (NYG)
2024 Giants, 29-20 (S)

RS Pts.—Giants 460, Seahawks 427

TAMPA BAY VS. N.Y. GIANTS

RS: Giants lead series, 15-10
PS: Giants lead series, 1-0

1977 Giants, 10-0 (TB)
1978 Giants, 19-13 (TB)
Giants, 17-14 (NY)
1979 Giants, 17-14 (NY)
Buccaneers, 31-3 (TB)
1980 Buccaneers, 30-13 (TB)
1984 Giants, 17-14 (NY)
Buccaneers, 20-17 (TB)
1985 Giants, 22-20 (NY)
1991 Giants, 21-14 (TB)
1993 Giants, 23-7 (NY)
1997 Buccaneers, 20-8 (NY)
1998 Buccaneers, 20-3 (TB)
1999 Giants, 17-13 (TB)
2003 Buccaneers, 19-13 (TB)
2006 Giants, 17-3 (NY)
2007 *Giants, 24-14 (TB)
2009 Giants, 24-0 (TB)
2012 Giants, 41-34 (NY)
2015 Giants, 32-18 (TB)
2017 Buccaneers, 25-23 (TB)
2018 Giants, 38-35 (NY)
2019 Giants, 32-31 (TB)
2020 Buccaneers, 25-23 (NY)
2021 Buccaneers, 30-10 (TB)
2024 Buccaneers, 30-7 (NY)

RS Pts.—Buccaneers 480, Giants 467
PS Pts.—Giants 24, Buccaneers 14

*NFC First-Round Playoff

***TENNESSEE VS. N.Y. GIANTS**

RS: Series tied, 6-6
1973 Giants, 34-14 (NY)
1982 Giants, 17-14 (NY)
1985 Giants, 35-14 (H)
1991 Giants, 24-20 (NY)
1994 Giants, 13-10 (H)
1997 Oilers, 10-6 (T)
2000 Titans, 28-14 (T)
2002 Titans, 32-29 (NY) OT
2006 Titans, 24-21 (T)
2010 Titans, 29-10 (NY)
2014 Giants, 36-7 (T)
2018 Titans, 17-0 (NY)
2022 Giants, 21-20 (T)
2026 Giants, 12-7 (NY)

RS Pts.—Giants 272, Titans 246
*Franchise in Houston prior to 1997; known as Oilers prior to 1999

***WASHINGTON VS. N.Y. GIANTS**

RS: Giants lead series, 107-74-6
PS: Series tied, 1-1

1932 Braves, 14-6 (B)
Tie, 0-0 (NY)
1933 Washington, 21-20 (B)
Giants, 7-0 (NY)
1934 Giants, 16-13 (B)
Giants, 3-0 (NY)
1935 Giants, 20-12 (B)
Giants, 17-6 (NY)
1936 Giants, 7-0 (B)
Washington, 14-0 (NY)
1937 Washington, 13-3 (W)
Washington, 49-14 (NY)
1938 Giants, 10-7 (W)
Giants, 36-0 (NY)
1939 Tie, 0-0 (W)
Giants, 9-7 (NY)
1940 Washington, 21-7 (W)
Giants, 21-7 (NY)
1941 Giants, 17-10 (W)
Giants, 20-13 (NY)
1942 Giants, 14-7 (W)
Washington, 14-7 (NY)
1943 Giants, 14-10 (NY)
Giants, 31-7 (W)

	**Washington, 28-0 (NY)
1944	Giants, 16-13 (NY)
	Giants, 31-0 (W)
1945	Washington, 24-14 (NY)
	Washington, 17-0 (W)
1946	Washington, 24-14 (W)
	Giants, 31-0 (NY)
1947	Washington, 28-20 (W)
	Giants, 35-10 (NY)
1948	Washington, 41-10 (W)
	Washington, 28-21 (NY)
1949	Giants, 45-35 (W)
	Giants, 23-7 (NY)
1950	Giants, 21-17 (W)
	Giants, 24-21 (NY)
1951	Giants, 35-14 (W)
	Giants, 28-14 (NY)
1952	Giants, 14-10 (W)
	Washington, 27-17 (NY)
1953	Washington, 13-9 (W)
	Washington, 24-21 (NY)
1954	Giants, 51-21 (W)
	Giants, 24-7 (NY)
1955	Giants, 35-7 (NY)
	Giants, 27-20 (W)
1956	Washington, 33-7 (W)
	Giants, 28-14 (NY)
1957	Giants, 24-20 (W)
	Washington, 31-14 (NY)
1958	Giants, 21-14 (W)
	Giants, 30-0 (NY)
1959	Giants, 45-14 (NY)
	Giants, 24-10 (W)
1960	Tie, 24-24 (NY)
	Giants, 17-3 (W)
1961	Giants, 24-21 (W)
	Giants, 53-0 (NY)
1962	Giants, 49-34 (NY)
	Giants, 42-24 (W)
1963	Giants, 24-14 (W)
	Giants, 44-14 (NY)
1964	Giants, 13-10 (NY)
	Washington, 36-21 (W)
1965	Washington, 23-7 (NY)
	Giants, 27-10 (W)
1966	Giants, 13-10 (NY)
	Washington, 72-41 (W)
1967	Washington, 38-34 (W)
1968	Giants, 48-21 (NY)
	Giants, 13-10 (W)
1969	Washington, 20-14 (W)
1970	Giants, 35-33 (NY)
	Giants, 35-33 (NY)
1971	Washington, 30-3 (NY)
	Washington, 23-7 (W)
1972	Washington, 23-16 (NY)
	Washington, 27-13 (W)
1973	Washington, 21-3 (New Haven)
	Washington, 27-24 (W)
1974	Washington, 13-10 (New Haven)
	Washington, 24-3 (W)
1975	Washington, 49-13 (W)
	Washington, 21-13 (NY)
1976	Washington, 19-17 (W)
	Giants, 12-9 (NY)
1977	Giants, 20-17 (NY)
	Giants, 17-6 (W)
1978	Giants, 17-6 (NY)
	Washington, 16-13 (W) OT
1979	Washington, 27-0 (W)
	Giants, 14-6 (NY)
1980	Washington, 23-21 (NY)
	Washington, 16-13 (W)
1981	Giants, 17-7 (W)
	Washington, 30-27 (NY) OT
1982	Washington, 27-17 (NY)
	Washington, 15-14 (W)
1983	Washington, 33-17 (NY)
	Washington, 31-22 (W)
1984	Washington, 30-14 (W)
	Giants, 37-13 (NY)
1985	Giants, 17-3 (NY)
	Washington, 23-21 (W)
1986	Giants, 27-20 (NY)
	Giants, 24-14 (W)
	***Giants, 17-0 (NY)
1987	Washington, 38-12 (NY)
	Washington, 23-19 (W)
1988	Giants, 27-20 (NY)
	Giants, 24-23 (W)
1989	Giants, 27-24 (W)
	Giants, 20-17 (NY)
1990	Giants, 24-20 (W)
	Giants, 21-10 (NY)
1991	Washington, 17-13 (NY)
	Washington, 34-17 (W)
1992	Giants, 24-7 (W)
	Washington, 28-10 (NY)
1993	Giants, 41-7 (W)
	Giants, 20-6 (NY)
1994	Giants, 31-23 (NY)
	Giants, 21-19 (W)
1995	Giants, 24-15 (W)
	Giants, 20-13 (NY)
1996	Washington, 31-10 (NY)
	Washington, 31-21 (W)
1997	Tie, 7-7 (W) OT
	Giants, 30-10 (NY)
1998	Giants, 31-24 (NY)
	Washington, 21-14 (W)
1999	Washington, 50-21 (NY)
	Washington, 23-13 (W)
2000	Washington, 16-6 (NY)
	Giants, 9-7 (W)
2001	Giants, 23-9 (NY)
	Washington, 35-21 (W)
2002	Giants, 19-17 (NY)
	Giants, 27-21 (W)
2003	Giants, 24-21 (W) OT
	Washington, 20-7 (NY)
2004	Giants, 20-14 (NY)
	Washington, 31-7 (W)
2005	Giants, 36-0 (NY)
	Washington, 35-20 (W)
2006	Giants, 19-3 (NY)
	Giants, 34-28 (W)
2007	Giants, 24-17 (W)
	Washington, 22-10 (NY)
2008	Giants, 16-7 (NY)
	Giants, 23-7 (W)
2009	Giants, 23-17 (NY)
	Giants, 45-12 (W)
2010	Giants, 31-7 (NY)
	Giants, 17-14 (W)
2011	Washington, 28-14 (W)
	Washington, 23-10 (NY)
2012	Giants, 27-23 (NY)
	Washington, 17-16 (W)
2013	Giants, 24-17 (W)
	Giants, 20-6 (NY)
2014	Giants, 45-14 (W)
	Giants, 24-13 (NY)
2015	Giants, 32-21 (NY)
	Washington, 20-14 (W)
2016	Washington, 27-19 (NY)
	Giants, 19-10 (W)
2017	Washington, 20-10 (W)
	Washington, 18-10 (NY)
2018	Washington, 20-13 (NY)
	Giants, 40-16 (W)
2019	Giants, 24-3 (NY)
	Giants, 41-35 (W)
2020	Giants, 20-19 (NY)
	Giants, 23-20 (W)
2021	Washington, 30-29 (W)
	Washington, 22-7 (NY)
2022	Tied, 20-20 (NY) OT
	Giants, 20-12 (W)
2023	Giants, 14-7 (NY)
	Giants, 31-19 (W)
2024	Washington, 21-18 (W)
	Washington, 27-22 (NY)

2025	Washington, 21-6 (W)
	Washington, 29-21 (NY)
2026	Tied, 27-27 (W) OT

RS Pts.—Giants 3,810, Washington 3,393

PS Pts.—Washington 28, Giants 17