

# CLEVELAND BROWNS

2025 PRESEASON

WEEK 2 · SAT 08/16 · 1:00 PM EDT



X



## GAME RELEASE

CLEVELAND BROWNS AT PHILADELPHIA EAGLES

# CLEVELAND BROWNS WEEKLY GAME RELEASE

SATURDAY, AUGUST 16, 2025 | 1 P.M. ET | LINCOLN FINANCIAL FIELD | PHILADELPHIA, PA



AT



## 2025 SCHEDULE

### PRESEASON (1-0)

WK	DATE	OPPONENT	TIME (ET)
1	Aug. 8	at Carolina Panthers	W 30-10
2	Aug. 16	at Philadelphia Eagles	1 PM
3	Aug. 23	LOS ANGELES RAMS	1 PM

### REGULAR SEASON (0-0)

1	Sep. 7	CINCINNATI BENGALS	1 PM
2	Sep. 14	at Baltimore Ravens	1 PM
3	Sep. 21	GREEN BAY PACKERS	1 PM
4	Sep. 28	at Detroit Lions	1 PM
5	Oct. 5	MINNESOTA VIKINGS*	1 PM
6	Oct. 12	at Pittsburgh Steelers	1 PM
7	Oct. 19	MIAMI DOLPHINS	1 PM
8	Oct. 26	at New England Patriots	1 PM
9		BYE WEEK	
10	Nov. 9	at New York Jets	1 PM
11	Nov. 16	BALTIMORE RAVENS	4:25 PM
12	Nov. 23	at Las Vegas Raiders	4:05 PM
13	Nov. 30	SAN FRANCISCO 49ERS	1 PM
14	Dec. 7	TENNESSEE TITANS	1 PM
15	Dec. 14	at Chicago Bears	1 PM
16	Dec. 21	BUFFALO BILLS	1 PM
16	Dec. 28	PITTSBURGH STEELERS	1 PM
18	TBD	at Cincinnati Bengals	TBD

## BROWNS COMMUNICATIONS STAFF

**PETER JOHN-BAPTISTE, CHIEF COMMUNICATIONS OFFICER**  
pjohnbaptiste@haslamsports.com, (440) 891-5015

**DAN MURPHY, DIRECTOR, FOOTBALL COMMUNICATIONS**  
dmurphy@clevelandbrowns.com, (440) 824-3659

**JORDYN WHITE, DIRECTOR, COMMUNITY & CORPORATE COMMUNICATIONS**  
jwhite@clevelandbrowns.com, (440) 824-6175

**DOMINIQUE PAGE, MANAGER, COMMUNICATIONS**  
dpage@clevelandbrowns.com, (440) 891-5025

**VICTORIA GUERRA, COORDINATOR, COMMUNICATIONS**  
vguerra@clevelandbrowns.com, (817) 905-7330

**ZACH OLSON, INTERN, COMMUNICATIONS**  
zolson@clevelandbrowns.com

**KRISHA SANGHAVI, FELLOW, COMMUNICATIONS**  
ksanghavi@haslamsports.com

## PRESEASON WEEK 2 AT EAGLES

The Browns continue preseason play at Philadelphia at 1:00 p.m. on Saturday, Aug. 16. The teams will participate in joint practices on Wednesday, Aug. 13 and Thursday Aug. 14. The teams have conducted joint practices in three of the past four preseasons.

## BROADCAST INFORMATION

### TELEVISION: WEWS

Play-by-Play: Chris Rose

Analyst: Joe Thomas

Sideline Reporter: Aditi Kinkhabwala

### UNIVERSITY HOSPITALS CLEVELAND BROWNS RADIO NETWORK

92.3 The Fan (WKRK-FM), 850 ESPN Cleveland & WNCX (98.5 FM)

Play-by-Play: Andrew Siciliano

Analyst: Nathan Zegura

Sideline Reporter: Je'Rod Cherry

## UPCOMING MEDIA SCHEDULE

### TUESDAY, AUGUST 12

Travel to Philadelphia

### WEDNESDAY, AUGUST 13

9:30 a.m. - Kevin Stefanski available

10:00 a.m. - Joint practice at Philadelphia Eagles

After practice select players available

### THURSDAY, AUGUST 14

9:30 a.m. - Kevin Stefanski available

10:00 a.m. - Joint practice at Philadelphia Eagles

After practice select players available

### FRIDAY, AUGUST 15

No scheduled availability

### SATURDAY, AUGUST 16

1:00 p.m. - Cleveland Browns at Philadelphia Eagles

## BROWNS ONLINE MEDIA CENTER

The Browns PR staff invites media members to utilize the Browns Media Center available at [browns.1rmg.com](https://browns.1rmg.com).

The online media center is updated daily and includes information to better assist media cover the team. All information is available to view, download and print on the site and is available via desktop or mobile platform.

If you have any questions, please contact a member of the Browns PR staff.

- The Browns opened preseason action last week with a 30-10 victory at Carolina. The Browns forced two takeaways and did not turn the ball over. Rookie QB Shedeur Sanders completed 14 of 23 passes for 138 yards, two touchdowns, zero interceptions and a 106.8 rating. WR Kaden Davis recorded three receptions for 23 yards with two touchdowns. Despite playing 13 defensive snaps, rookie LB Carson Schwesinger led the team with six tackles. DE Julian Okwara added two sacks.

- The Browns had four players selected to the Pro Bowl last season. G Joel Bitonio, DE Myles Garrett, WR Jerry Jeudy and CB Denzel Ward were all selected with Garrett and Jeudy voted as starters. It marked Bitonio's seventh consecutive Pro Bowl, the fourth-most in Browns history. It was Garrett's sixth Pro Bowl selection, the most by a Browns defensive player. Ward was selected to his fourth career Pro Bowl, while the honor was the first for Jeudy.

- This offseason, Browns signed QB Joe Flacco, who spent a portion of the 2023 season with the club. That season, Flacco went 4-1 as a starter, while becoming the first player in Browns history to throw for 300 yards in four consecutive games en route to being named the NFL Comeback Player of the Year. Entering his 18th NFL season, Flacco has recorded a 105-86 (.550) career record as a starter. The Browns also traded for QB Kenny Pickett. Pickett is 15-10 (.600) as a starter and has engineered seven career game-winning drives. The 2022 first-round pick spent last season with the Super Bowl champion Philadelphia Eagles. During the 2025 NFL Draft the Browns selected QB Dillon Gabriel in the third round and QB Shedeur Sanders in the fifth. Gabriel was named the 2024 Big Ten Offensive Player of the Year at Oregon, while Sanders was named the 2024 Big 12 Offensive Player of the Year at Colorado.

- DE Myles Garrett led the NFL with 22 tackles-for-a-loss and finished second in the league with 14 sacks last season. Garrett became the first player in NFL history to record at least 14 sacks in four consecutive seasons. He joined Hall of Famer Lawrence Taylor as the only NFL players to record at least 12 sacks in five consecutive seasons. Garrett is the only NFL player to record at least 10 sacks in each of the past seven seasons (2018-24).

- WR Jerry Jeudy led the team last season with career highs in receptions (90) and receiving yards (1,229), while adding four touchdowns. Jeudy's 90 receptions set a single-season franchise record and his 1,229 receiving yards were the fifth-most. Jeudy joined Amari Cooper (1,160 in 2022) and Odell Beckham Jr. (1,035 in 2019) as the only players in Browns history to record 1,000 receiving yards in their first season with the team.

- CB Denzel Ward led the NFL last season with 19 passes defensed, while adding two interceptions. His 19 passes defensed marked a career high. He is the only NFL player to record at least 10 passes defensed and two interceptions in each of the past seven seasons (2018-24). Since entering the league as a first-round pick in 2018, Ward is first in the NFL with 95 passes defensed. He was named the Browns 2024 Walter Payton Man of the Year.

- TE David Njoku led the team with five receiving touchdowns last year, while adding 64 receptions for 505 yards. He passed WR Gary Collins for the second-most receptions in Browns history. Njoku only trails Pro Football Hall of Famer Ozzie Newsome on the team's all-time receptions list. Njoku has 30 career receiving touchdowns, the most by a Brown since the team's return in 1999 and the seventh-most in team history.

- P Corey Bojorquez led the NFL in punts inside the 10-yard line (16) and finished third in punts inside the 20-yard line (36) in 2024. Bojorquez set a franchise record with 36 punts inside the 20 last season. He finished the season with a 49.3 punt average and a 41.8 net punting average, both figures were the second-most by a Brown in a season.

## WHAT TO LOOK FOR IN 2025

### TEAM

- The team has gone 28 straight games without allowing a 300-yard passer, the longest streak in the NFL.

### DE MYLES GARRETT

- He can extend his record as lone active NFL player with eight straight seasons of double-digit sacks.
- Can tie John Randle for the second longest streak in NFL history with eight straight seasons with double-digit sacks...Reggie White has nine.
- Can break a tie T.J. Watt (four) and Reggie White (four) as the only player in league history with five straight seasons tallying at least 13 sacks.
- Can become the second player since 1982 to record 10-or-more sacks in at least eight of their first nine seasons, joining Hall of Famer Reggie White (nine).
- Five and a half sacks passes Derrick Thomas (107.5) for fifth most sacks by a player in their first nine seasons.

### WR JERRY JEUDY

- Can be the first Brown with back-to-back 1,000-yard seasons since Amari Cooper (2022-23).
- 718 receiving yards away from 5,000 career.

### TE DAVID NJOKU

- 231 receiving yards away from 4,000 career.
- 440 receiving yards away from having the second most by a tight end in Browns history.
- 49 receptions from the 500 club.
- Aims for four consecutive seasons with 500 or more receiving yards.


### CB DENZEL WARD

- Can extend accomplishment as the only player in NFL with at least 10 pass deflections and two interceptions in first eight seasons.
- 18 passes defensed ties Terrance Newman for most by a top-five pick in first eight seasons.
- Ward is second on the Browns' all-time list of games with multiple pass breakups (27)...One away from matching Joe Haden's 28.



THE HEAD COACHES

BROWNS HEAD COACH KEVIN STEFANSKI



Head Coach Kevin Stefanski became the 18th full-time head coach in franchise history on January 13, 2020. In Stefanski's five years, the Browns are 40-44 (.476). The two-time Associated Press NFL Coach of the Year led the Browns to two postseason appearances and two 11-win seasons, becoming the second coach in club history to record multiple seasons with at least 11 regular season wins (Paul Brown, 1951 and 1953). In his first season, he led the Browns to their first playoff appearance since 2002 and first playoff victory in 26 years, earning him his first AP Coach of the Year. Prior to Cleveland, Stefanski spent 14 seasons with the Minnesota Vikings in various roles. Stefanski joined the Vikings in 2006 as an assistant to the head coach, assistant quarterbacks coach (2009-13), tight ends (2014-15) and lone season (2016) coaching running backs. From 2017-18, he coached the quarterbacks and added the role of interim offensive coordinator for the final three games in 2018 before being named the team's offensive coordinator in 2019. Stefanski played defensive back at University of Pennsylvania, where he recorded 49 tackles, a forced fumble and one fumble recovery in 10 games played.

COACHES COMPARISON

Kevin Stefanski		Nick Sirianni
40-44 (.476)	Record as Head Coach	48-20 (.706)
40-44 (.476)	Record with Current Team	48-20 (.706)
3-14 (.176)	2024 Overall Record	14-3 (.824)
6th	Years as Head Coach with Team	5th
6th	Years as Head Coach in NFL	5th
20th	Years in the NFL	17th

EAGLES HEAD COACH NICK SIRIANNI



Nick Sirianni was appointed head coach of the Philadelphia Eagles on January 24, 2021. Since his hiring, he has boasted the club to a 48-20 record, marking the third-highest career winning percentage (.706) in the Super Bowl era (min. 50 games). Sirianni became the first head coach in NFL history to earn four post season appearances, two conference titles and a Super Bowl Championship in the first four years as a head coach. During his tenure, Philadelphia holds the third best winning percentage (.706), first in rushing touchdowns (108), second in rushing offense (153.9 YPG) and sixth in total offense (367.6 YPG). Sirianni has helped produce 27 different Pro Bowl selections accumulated from 16 different players, as well as having three members of his coaching staff land head coaching jobs across the NFL (Jonathan Gannon [Arizona], Kellen Moore [New Orleans], Shane Steichen [Indianapolis]).

PRESEASON WEEK 2 AT EAGLES

PRESEASON WEEK 2 AFC NORTH SCHEDULE



TAMPA BAY AT PITTSBURGH  
Aug. 16, 7 P.M. ET



BALTIMORE AT DALLAS  
Aug. 16, 7 P.M. ET



CINCINNATI AT WASHINGTON  
Aug. 18, 8 P.M. ET



A LOOK AT THE NEXT GAME



LOS ANGELES RAMS AT CLEVELAND  
AUG. 23, 1 P.M. ET



The Browns and Rams are set to face off for the first time since their 2023 regular season meeting, where the Rams secured a 36-19 victory. Cleveland holds the lead in the series at 12-11, with the Rams winning the last two match ups.

WEEK 1 AFC NORTH SCHEDULE



BALTIMORE AT BUFFALO  
SEP. 5, 8:20 P.M. ET



PITTSBURGH AT NEW YORK  
SEP. 8, 1 P.M. ET



CINCINNATI VS. CLEVELAND  
SEP. 8, 1 P.M. ET





SERIES HISTORY

GAME RESULTS VS. PHILADELPHIA EAGLES (SINCE 1966)

Team	Date	Result	Score
Philadelphia Eagles	11/13/66	W	27-7
at Philadelphia Eagles	12/11/66	L	21-33
at Philadelphia Eagles	12/17/67	L	24-28
Philadelphia Eagles	11/24/68	W	47-13
at Philadelphia Eagles	9/21/69	W	27-20
at Philadelphia Eagles	9/24/72	W	27-17
Philadelphia Eagles	11/14/76	W	24-3
at Philadelphia Eagles	11/4/79	W	24-19
Philadelphia Eagles	9/19/82	L	21-24
Philadelphia Eagles	10/16/88	W	19-3
Philadelphia Eagles	11/10/91	L	30-32
at Philadelphia Eagles	11/13/94	W	26-7
Philadelphia Eagles	12/10/00	L	24-35
Philadelphia Eagles	10/24/04	L/OT	31-34
at Philadelphia Eagles	12/15/08	L	10-30
Philadelphia Eagles	9/9/12	L	16-17
at Philadelphia Eagles	9/11/16	L	10-29
Philadelphia Eagles	11/22/20	W	22-17
at Philadelphia Eagles	10/13/24	L	20-16
All-Time Regular Season Totals		32-18-1	.637
Home		18-7-1	.715
Away		14-11	.583



2024 NFL REGULAR SEASON RANKINGS



15.18 (32)	Points PG	27.24 (7)
300.8 (28)	Total YPG	367.2 (8)
94.6 (29)	Rushing YPG	179.3 (2)
206.2 (22)	Passing YPG	187.9 (29)
15.18 (32)	Points APG	27.24 (7)
342.1 (19)	Total Defensive YPG	278.4 (1)
129.7 (21)	Rushing Defensive YPG	104.2 (10)
212.4 (12)	Passing Defensive YPG	174.2 (1)
-22 (32)	Turnover Ratio	11 (6)

THE LAST TIME VS. PHILADELPHIA



BROWNS 16  
EAGLES 20  
Oct. 13, 2024

Lincoln Financial Field, Philadelphia PA



TEAM	1	2	3	4	F
Cleveland	0	10	0	6	16
Philadelphia	0	10	3	7	20

SCORING SUMMARY

TEAM	Q	TIME	PLAY
Eagles	2	13:02	J.Elliott 49 yd. Field Goal (14-58, 6:48)
Eagles	2	7:17	A.Brown 22 yd. pass from J.Hurts (J.Elliott kick) (10-84, 4:46)
Browns	2	1:58	D.Hopkins 43 yd. Field Goal (10-45, 5:19)
Browns	2	0:14	R.McLeod 50 yd. return of blocked field goal (D.Hopkins kick)
Eagles	3	2:50	J.Elliott 44 yd. Field Goal (7-27, 3:57)
Browns	4	9:49	D.Hopkins 49 yd. Field Goal (12-39, 8:01)
Eagles	4	7:54	D.Smith 45 yd. pass from J.Hurts (J.Elliott kick) (4-70, 1:55)
Browns	4	3:54	D.Hopkins 31 yd. Field Goal (9-57, 4:00)

TEAM STATISTICS

	CLE	PHI
FIRST DOWNS:	14	19
TIME OF POSSESSION:	31:27	28:33
TOTAL NET YARDS: (RU/PA):	244 (100/144)	372(116/256)
SACKS/YARDS	5/24	1/8
PUNTS/AVERAGE:	4/55.8	3/48.7
PENALTIES/YARDS:	7/55	5/40
FUMBLES/LOST:	0/0	1/0

INDIVIDUAL STATISTICS

**PASSING:** CLE: D. Watson 23-16-168; PHI: J. Hurts 25-16-264 (2 TD).  
**RUSHING:** CLE: P. Strong 8-43, D. Foreman 10-31, D. Watson 4-17, J. Ford 2-14, C. Tillman 1- 5; PHI: S. Barkley 18-47, J. Hurts 14-33, K. Gainwell 3-23, J. Dotson 1-13.  
**RECEIVING:** CLE: D. Njoku 5-31, A. Cooper 4-42, P. Strong 2-35, D. Foreman 2-16, J. Jeudy 1-35, J. Darden 1-6, E. Moore 1-3; PHI: A. Brown 6-116(TD) , G. Calcaterra 4-67, D. Smith 3-64, S. Barkley 2-7, J. Dotson 1-10.



# NOTABLE CONNECTIONS

## COLLEGE CONNECTIONS

CLE G Javion Cohen (2020-22)



PHI LB Jihaad Campbell (2022-24)

PHI TE Cameron Latu (2018-22)

PHI CB Eli Ricks (2022)

PHI OL Tyler Steen (2022)

PHI DT Byron Young (2019-22)

CLE QB Dillon Gabriel (2024)



PHI DB Brandon Johnson (2024)

CLE G Zak Zinter (2020-23)



PHI OT Myles Hinton (2023-24)

CLE DT Mason Graham (2022-24)



CLE DE Myles Garrett (2014-16)

PHI P Braden Mann (2016-19)

CLE RB Trayveon Williams (2016-18)



CLE RB Ahmani Marshall (2022-24)

PHI LS Christian Johnstone (2019-24)

CLE C Bucky Williams (2022-23)

## COACHING CONNECTIONS

- Browns Executive Vice President of Football Operations and General Manager **Andrew Berry's** twin brother, Adam Berry, is the Vice President of Football Operations and Strategy for the Eagles.
- Browns Assistant Head Coach and Special Teams Coordinator **Bubba Ventrone** (Colts, 2014-20) and Eagles Head Coach **Nick Sirianni**, Offensive Coordinator **Kevin Patullo**, and Tight Ends Coach **Jason Michael** coached together in Indianapolis.
- Eagles Head Coach **Nick Sirianni** (2013-17) and Browns Offensive Coordinator Coach **Tommy Rees** (2017) coached together for the Los Angeles Chargers.
- When Browns Assistant Head Coach/Special Teams Coordinator **Bubba Ventrone** played for the San Francisco 49ers from 2013-14, Eagles Defensive Coordinator **Vic Fangio** served in the same role (2011-14).
- Browns Linebackers Coach **Jason Tarver** (Chiefs, 2015-17) and Eagles Special Teams Coordinator **Michael Clay** were on the Kansas City staff together.
- Browns Assistant Offensive Line Coach **Ben Wilkerson** (Bears, 2015-16) worked with Eagles Defensive Coordinator **Vic Fangio** and Senior Defensive Assistant and Defensive Line Coach **Clint Hurtt** in Chicago.
- Browns Linebackers Coach **Jason Tarver** (49ers, 2016) and Eagles Cornerbacks Coach **Roy Anderson** coached together in San Francisco.
- Browns Defensive Coordinator **Jim Schwartz** (Titans, 2022) and Eagles Inside Linebackers Coach **Bobby King** coached together in Tennessee.
- Browns Defensive Coordinator **Jim Schwartz** (Lions, 2009-13) and Eagles Defensive Ends and Outside Linebackers Coach **Jeremiah Washburn** were on staff together in Detroit.
- Browns Quarterbacks Coach **Bill Musgrave** (Eagles, 2014) worked alongside Eagles Assistant Offensive Line Coach **Greg Austin** and Special Teams Coordinator **Michael Clay** in Philadelphia.

## PLAYER CONNECTIONS

- Browns Linebackers Coach **Jason Tarver** (2018-19) coached at Vanderbilt during Eagles OL **Tyler Steen's** first two seasons with the Commodores.
- Browns WR **Cedric Tillman** and Eagles QB **Dorian Thompson-Robinson** played high school football together at Bishop Gorman.

## NFL CONNECTIONS

CLE T Jack Conklin (2016-19)



PHI WR AJ Brown (2019-21)

CLE WR DeAndre Carter (2023)



PHI CB Jakorian Bennett (2023-24)

CLE S Rayshawn Jenkins (2021-23)



PHI WR Elijah Cooks (2023-24)

CLE OT Cornelius Lucas (2020-23)



PHI DB Tariq Castro-Fields (2022-23)

## PENNSYLVANIA TIES

- Browns Head Coach **Kevin Stefanski** was born in Philadelphia and played defensive back at the University of Pennsylvania.
- Browns Assistant Head Coach and Special Teams Coordinator **Bubba Ventrone** was born in Pittsburgh and played at Villanova.

## OHIO TIES

- Eagles Head Coach **Nick Sirianni** was a three-year starter at Mount Union University in Alliance, Ohio.
- Eagles Safeties Coach **Joe Kasper** played at Baldwin Wallace University in Berea, Ohio.
- Eagles Quarterbacks Coach **Scot Loeffler** was born in Barberton, Ohio.

## FORMER EAGLES

- Browns Defensive Coordinator **Jim Schwartz** served as the Eagles' defensive coordinator from 2016-20.
- Browns Quarterbacks Coach **Bill Musgrave** was the Eagles' offensive coordinator in 1998 and assistant quarterbacks coach in 2014.
- Browns Running Backs Coach **Duce Staley** spent 2010-20 with the Eagles in various roles: coaching intern (2010), special teams quality control coach (2011-12), running backs coach (2013-17), and assistant head coach/running backs coach (2018-20).
- Browns Executive Vice President of Football Operations and General Manager **Andrew Berry** was the Eagles' vice president of football operations in 2019.
- Browns Assistant GM & Vice President of Football Operations **Catherine Hickman** was with the Eagles from 2019-21 as a football operations coordinator and 2021-22 as the vice president of football operations.
- Browns QB **Kenny Pickett** played for the Eagles in 2024.
- Browns WR **DeAndre Carter** played for the Eagles in 2018.
- Browns QB **Joe Flacco** played for the Eagles in 2021.
- Browns DE **Julian Okwara** and Browns DE **K.J. Henry** both spent time with the Eagles in 2024.

## FORMER BROWNS

- Eagles safeties coach **Joe Kasper** previously worked for the Browns as a player personnel and development assistant from 2013-14.
- Eagles DE **Ogbo Okoronkwo** played for the Browns (2023-24).
- Eagles QB **Dorian Thompson-Robinson** played for the Browns (2023-24).
- Eagles TE **Harrison Bryant** played for the Browns (2020-23).
- Eagles LS **Charley Hughlett** played for the Browns (2014-24).
- Eagles OT **Kendall Lamm** played for the Browns (2019-20).

• The Browns roster has nine players who have received Pro Bowl honors. G Joel Bitonio earned his seventh Pro Bowl nod in 2024, for the most by any current Brown, followed by DE Myles Garrett with six. WR Jerry Jeudy earned his first career Pro Bowl, while CB Denzel Ward was selected to his fourth in 2024.

BROWNS PRO BOWLERS

G Joel Bitonio (7)	2018, 2019, 2020, 2021, 2022, 2023, 2024
DE Myles Garrett (6)	2018, 2020, 2021, 2022, 2023, 2024
CB Denzel Ward (4)	2018, 2021, 2023, 2024
QB Deshaun Watson (3)	2018, 2019, 2020
G Wyatt Teller (3)	2021, 2022, 2023
WR Jerry Jeudy (1)	2024
WR Diontae Johnson (1)	2021
TE David Njoku (1)	2023
LB Jeremiah Owusu-Koramoah (1)	2023



• The 2025 Browns roster has 12 former first round picks including five top-10 picks.

FORMER FIRST ROUNDERS

Round (Overall)	Player	Team	Year
1 (18)	QB Joe Flacco	Ravens	2008
1 (8)	T Jack Conklin	Titans	2016
1 (1)	DE Myles Garrett	Browns	2017
1 (12)	QB Deshaun Watson	Texans	2017
1 (29)	TE David Njoku	Browns	2017
1 (4)	CB Denzel Ward	Browns	2018
1 (10)	LB Devin Bush	Steelers	2019
1 (15)	WR Jerry Jeudy	Broncos	2020
1 (26)	CB Greg Newsome II	Browns	2021
1 (32)	DE Joe Tryon-Shoyinka	Buccaneers	2021
1 (20)	QB Kenny Pickett	Steelers	2022
1 (5)	DT Mason Graham	Browns	2025

2025 NFL DRAFT CLASS

Round	Pick	Player	School
1	5	DT Mason Graham	Michigan
2	33	LB Carson Schwesinger	UCLA
2	36	RB Quinshon Judkins	Ohio State
3	67	TE Harold Fannin Jr.	Bowling Green
3	94	QB Dillon Gabriel	Oregon
4	126	RB Dylan Sampson	Tennessee
5	144	QB Shedeur Sanders	Colorado

2024 CONFERENCE PLAYERS OF THE YEAR



- TE Harold Fannin Jr. - MAC Offensive Player of the Year
- QB Dillon Gabriel - Big Ten Offensive Player of the Year
- RB Dylan Sampson - SEC Offensive Player of the Year
- QB Shedeur Sanders - Big 12 Offensive Player of the Year

CFP NATIONAL CHAMPIONS

- 2023 DT Mason Graham - Michigan
- 2024 RB Quinshon Judkins - Ohio State

OHIO ROOTS

• The Browns have six players that played high school, college and professional football in the state of Ohio.



Player	High School (City)	College
LB Jerome Baker	Benedictine (Cleveland)	Ohio State
DT Jowon Briggs	Walnut Hills (Cincinnati)	Cincinnati
TE Harold Fannin Jr.	McKinley (Canton)	Bowling Green
WR Luke Floriea	Mentor (Mentor)	Kent State
DE Mike Hall Jr.	Streetsboro (Streetsboro)	Ohio State
CB Denzel Ward	Nordonia (Macedonia)	Ohio State



DEFENSIVE NOTES

• The Browns have gone 28 straight games without allowing a 300-yard passer, the longest active streak in the NFL.

Games without allowing a 300-yard passer

Team	Games
1. Cleveland Browns	28
2. Philadelphia Eagles	13
3t. Washington Commanders	11
3t. Tennessee Titans	11



• Since the Browns hired Defensive Coordinator Jim Schwartz in 2023, the Browns rank first in opponent first downs allowed, first in third down percentage and third in total yards allowed per game.

First Downs Allowed Since 2023

Team	Total 1st. Downs
1. Cleveland Browns	556
2. Kansas City Chiefs	628
3. Chicago Bears	633

Third Down Percentage Since 2023

Team	Att.	Conv.	3rd%
1. Cleveland Browns	454	148	32.6%
2. Detroit Lions	387	135	34.9%
3. Denver Broncos	438	155	35.4%

Total Yards Per Game Since 2023

Team	Yd/G
1. New York Jets	303.3
2. Kansas City Chiefs	305.2
3. Cleveland Browns	306.1



• DE Myles Garrett is the first player in NFL history to record at least 14 sacks in four consecutive seasons.

NFL Players with at least 14 Sacks in Four Consecutive Seasons

Player	Team	Years
Myles Garrett	Cleveland Browns	2021-24



**MYLES GARRETT**  
2024 Season Stats

**40** tackles  
**7** assists  
**22** tackles-for-a-loss  
**14.0** sacks  
**92.0** sack yards  
**1** pass defended  
**3** forced fumbles  
**1** fumble recovered

• In 2024, DE Myles Garrett finished second in the NFL with 14.0 sacks this

Most Sacks in 2024

Player	Team	Total
1. Trey Hendrickson	Cincinnati	17.5
2. Myles Garrett	Cleveland	14.0
3. Nik Bonitto	Denver	13.5
4. Kyle Van Noy	Baltimore	12.5
5t. Jonathan Greenard	Minnesota	12.0
5t. Danielle Hunter	Houston	12.0
5t. Micah Parsons	Dallas	12.0

• In 2024, DE Myles Garrett led the league with 22 tackles-for-a-loss in 2024.

Most Tackles-for-a-Loss in 2024

Player	Team	TFL
1. Myles Garrett	Cleveland	22
2t. Trey Hendrickson	Cincinnati	19
2t. T.J. Watt	Pittsburgh	19
4t. Jonathan Greenard	Minnesota	18
4t. Andrew Van Ginkel	Minnesota	18

GARRETT BY THE NUMBERS

1 game with at least 4.0 sacks.

5 games with at least 3.0 sacks.

21 games with at least 2.0 sacks.


29 games with at least 1.5 sacks.

6x Pro-Bowler.



• Inked four-year contract extension through the 2030 season

- 2022 NFL Defensive Player of the Year Finalist
- 2023 NFL Defensive Player of the Year
- 2024 NFL Defensive Player of the Year Finalist



• DE Myles Garrett's 102.5 sacks are the second-most recorded in the NFL since 2017.

Most NFL Sacks Since 2017

Player	Team	Games	Total
1. T.J. Watt	Pittsburgh	121	108.0
2. Myles Garrett	Cleveland	117	102.5
3. Aaron Donald	L.A. Rams	106	83.0
4. Danielle Hunter	Houston	106	81.0
5. Chris Jones	Kansas City	106	78.5

• DE Myles Garrett tied for third for the most sacks by a Brown in a season with 14.0 in 2024.

Most sacks by a Brown in a season

Player	Year	Total
1t. Myles Garrett	2022	16.0
1t. Myles Garrett	2021	16.0
3t. Myles Garrett	2024	14.0
3t. Myles Garrett	2023	14.0
3t. Reggie Camp	1984	14.0
6. Myles Garrett	2018	13.5

• DE Myles Garrett's 102.5 career sacks are the most by a Brown all time.

Most Career Sacks by a Brown

Player	Games	Sacks
1. Myles Garrett	117	102.5
2. Clay Matthews	232	62.0
3. Michael Dean Perry	109	51.5



• With his 2024 Pro Bowl selection, DE Myles Garrett has the most Pro Bowl selections by a Browns defensive player with six.

Most Pro Bowl Selections by a Browns Defensive Player

Player	Years	Total
1. Myles Garrett	2018, 2020-24	6
2t. Bob Gain	1957-59, 1961-62	5
2t. Michael Dean Perry	1989-91, 1993-94	5

• DE Myles Garrett joined Lawrence Taylor as the only NFL players to record 12 sacks in five consecutive seasons.

NFL Players with at least 12 Sacks in Five Consecutive Seasons

Player	Team	Years
Myles Garrett	Cleveland Browns	2020-24
Lawrence Taylor*	N.Y. Giants	1985-89

\*Member of Pro Football Hall of Fame

• DE Myles Garrett became the seventh player in NFL history to record at least 10 sacks in seven consecutive seasons.

NFL Players with at least 10 Sacks for Seven Consecutive Seasons

Player	Team	Years
Reggie White*	Philadelphia Eagles	1985-95
John Randle*	Minnesota Vikings	1992-99
DeMarcus Ware*	Dallas Cowboys	2006-12
Jared Allen*	Minnesota Vikings	2007-13
Bruce Smith*	Buffalo Bills	1992-98
Lawrence Taylor*	N.Y. Giants	1984-90
Myles Garrett	Cleveland Browns	2018-24

\*Member of Pro Football Hall of Fame





- In 2024, WR Jerry Jeudy was selected to his first Pro Bowl after leading the team with career-highs in receptions (90) and receiving yards (1,229), while adding four touchdowns. He finished sixth in the NFL in receiving yards and 14th in receptions.
- WR Jerry Jeudy's 90 receptions were the most by a Brown in a season and his 1,229 receiving yards were the fifth-most.

Most receptions by a Brown in a season

Player	Pos.	Year	Rec.
1. Jerry Jeudy	WR	2024	90
2t. Ozzie Newsome	TE	1983	89
2t. Ozzie Newsome	TE	1984	89
2t. Kellen Winslow Jr.	TE	2006	89
5. Josh Gordon	WR	2013	87

Most receiving yards by a Brown in a season

Player	Year	Total
1. Josh Gordon	2013	1,646
2. Braylon Edwards	2007	1,289
3. Amari Cooper	2023	1,250
4. Webster Slaughter	1989	1,236
5. Jerry Jeudy	2024	1,229
6. Jarvis Landry	2019	1,174

- WR Jerry Jeudy joined Amari Cooper (1,160 in 2022) and Odell Beckham Jr. (1,035 in 2019) as the only players in Browns history to record 1,000 receiving yards in their first season with the team.



**JERRY JEUDY**  
2024 Season Stats

**90 receptions**  
**1,229 receiving yards**  
**4 touchdowns**

- WR Jerry Jeudy recorded a career-high 12 receptions for 94 yards Week 17 against the Dolphins. His 12 receptions are the third-most by a Brown in a game.

Most receptions by a Brown in a game

Player	Date	Total
1t. Josh Gordon	11/24/13	14
1t. Ozzie Newsome	10/14/84	14
3. Jerry Jeudy	12/29/24	12
4t. Seven players tied		11



1x Pro-Bowler. 

- WR Jerry Jeudy's 235 receiving yards Week 13 against the Broncos were the second-most by an NFL player in a game this year and the fourth-most by a Brown in a single game and he joined WR Josh Gordon (twice) and WR Amari Cooper as the only Browns to surpass 200 receiving yards in a game.

Most receiving yards in a game in 2024

Players	Team	Date	Total
1. Ja'Marr Chase	Cincinnati	11/7/24 at Bal.	264
2. Jerry Jeudy	Cleveland	12/2/24 at Den.	235
3. Davante Adams	New York Jets	12/15/24 vs. Jax.	198

Most receiving yards by a Brown in a game

Players	Date	Total
1. Amari Cooper	12/24/23	265
2. Josh Gordon	12/1/13	261
3. Josh Gordon	11/24/13	237
4. Jerry Jeudy	12/2/24	235
5. Ozzie Newsome	10/14/84	191



• TE David Njoku's 30 career receiving touchdowns are second all-time behind Ozzie Newsome for most career receiving touchdowns by a Browns TE.

Most Career Receiving TDs by a Browns TE

Player	Years	Total
1. Ozzie Newsome	1978-90	47
2. David Njoku	2017-24	30
3. Milt Morin	1966-75	16

• TE David Njoku's 351 career receptions are second all-time behind Ozzie Newsome for most career receptions by a Brown.

Most Career Receptions by a Brown

Player	Years	Pos.	Total
1. Ozzie Newsome	1978-90	TE	662
2. David Njoku	2017-24	TE	351
3. Gary Collins	1962-74	WR	331

• TE David Njoku is third all-time in career receiving yards by a Browns TE with 3,769.

Most Career Receiving Yards by a Browns TE

Player	Years	Total
1. Ozzie Newsome	1978-90	7,980
2. Milt Morin	1966-75	4,208
3. David Njoku	2017-24	3,769

• TE David Njoku's 351 career receptions are most all-time by a Brown since the team returned in 1999.

Most Receptions by a Brown since 1999

Player	Years	Total
1. David Njoku	2017-24	351
2. Kevin Johnson	1999-03	315
3. Jarvis Landry	2018-21	288

• TE David Njoku is second in receiving yards by a Brown since 1999.

Most Receiving Yards by a Brown since 1999

Player	Years	Total
1. Kevin Johnson	1999-03	3,836
2. David Njoku	2017-24	3,769
3. Braylon Edwards	2005-09	3,6



• In 2023, TE David Njoku was selected to his first Pro Bowl after setting career highs for receptions (81), receiving yards (882) and receiving touchdowns (six).

• TE David Njoku's 3,769 career receiving yards are 12th all-time by a Brown.

Most Career Receiving Yards by a Brown

Player	Pos.	Year	Rec.
1. Ozzie Newsome	1978-90	TE	7,980
2. Ray Renfro	1952-63	WR	5,508
3. Gary Collins	1962-71	WR	5,299
4. Paul Warfield	1964-69, 1976-77	WR	5,210
5. Reggie Rucker	1975-81	WR	4,953
6. Webster Slaughter	1986-91	WR	4,834
7. Dave Logan	1976-83	WR	4,247
8. Milt Morin	1965-75	TE	4,208
9. Brian Brennan	1984-91	WR	4,148
10. Dante Lavelli	1950-56	WR	3,908
11. Kevin Johnson	1999-03	WR	3,836
12. David Njoku	2017-24	TE	3,769
13. Braylon Edwards	2005-09	WR	3,698

• TE David Njoku's 30 career receiving touchdowns are 7th all-time by a Brown.

Most Career Receiving TDs by a Brown

Player	Years	Pos.	Total
1. Gary Collins	1962-71	WR	70
2. Paul Warfield	1964-69, 1976-77	WR	52
3. Ray Renfro	1952-63	WR	50
4. Ozzie Newsome	1978-90	TE	47
5. Dante Lavelli	1950-56	WR	33
6. Reggie Rucker	1975-81	WR	32
7. David Njoku	2017-24	TE	30
8t. Braylon Edwards	2005-09	WR	28
8t. Michael Jackson	1991-95	WR	28

• TE David Njoku's 30 receiving touchdowns are the most receiving touchdowns by a Brown since 1999.

Most Receiving TDs by a Brown since 1999

Player	Years	Total
1. David Njoku	2017-24	30
2. Braylon Edwards	2005-09	28
3. Kevin Johnson	1999-03	23



WARD BY THE NUMBERS

- 4 career defensive touchdowns (two INT, two fumble recoveries).
- 28 career games with at least two passes defended.
- 7 career games with at least three passes defended.
- 1 career game with four passes defended.
- 17 career interceptions.
- 4x Pro-Bowler.



• In 2024, CB Denzel Ward led the league with 19 passes defended.

Most Passes Defended in 2024

Player	Team	Total
1. Denzel Ward	Cleveland	19
2. Derek Stingley Jr.	Houston	18
3t. Mike Jackson	Carolina	17
3t. Zyon McCollum	Tampa Bay	17



DENZEL WARD  
2024 Season Stats


- 41 tackles
- 8 assists
- 19 passes defended
- 2 interceptions
- 1 forced fumble
- 1 fumble recovered

• CB Denzel Ward is first in the NFL for most passes defended since 2018 with 95.

Most Passes Defended since 2018

Player	Team (s)	Total
1. Denzel Ward	Cleveland	95
2. James Bradberry	Car., NYG, Phi.	92
3. Darius Slay	Det., Phi.	87
4. Carlton Davis	Detroit	84
5. Marlon Humphrey	Baltimore	80

• The first NFL player since 1999 to have at least 10 passes defended and two interceptions in each of his first seven seasons.



• CB Denzel Ward is second in career passes defended by a Brown with 95 behind Joe Haden (101).

Most Career Passes Defended by a Brown

Player	Years	Games	Total
1. Joe Haden	2010-16	90	101
2. Denzel Ward	2018-24	95	95
3t. Daylon McCutcheon	1999-05	103	53
3t. Eric Turner	1991-95	63	53

\*Passes defended didn't become an official NFL statistic until 1994.

• With his 2024 Pro Bowl selection, CB Denzel Ward is tied for most Pro Bowls by a Browns cornerback with four.

Most Pro Bowls by a Browns Cornerback

Player	Years	Total
1t. Denzel Ward	2018, 2021, 2023-24	4
1t. Frank Minnifield	1986-89	4
3. Hanford Dixon	1986-88	3







• In 2024, P Corey Bojorquez led the league with 4,387 punt yards.

Most Punt Yards in 2024

Player	Team	Yards
1. Corey Bojorquez	Cleveland	4,387
2. Tory Taylor	Chicago	3,911
3. Michael Dickson	Seattle	3,756
4. Ryan Stonehouse	Tennessee	3,691
5. Tommy Townsend	Houston	3,649

• In 2024, P Corey Bojorquez led the league with 16 punts inside the 10.

Most Punts inside the 10 in 2024

Player	Team	In10
1. Corey Bojorquez	Cleveland	16
2. Tommy Townsend	Houston	15
3. Ethan Evans	L.A. Rams	14
4t. Logan Cooke	Jacksonville	13
4t. Riley Dixon	Denver	13
4t. Daniel Whelan	Green Bay	13
4t. Tory Taylor	Chicago	13

• In 2024, P Corey Bojorquez was third in the league with 36 punts inside the 20.

Most Punts inside the 20 in 2024

Player	Team	In20
1. Matthew Hayball	New Orleans	39
2. Tommy Townsend	Houston	37
3. Corey Bojorquez	Cleveland	36
4t. Logan Cooke	Jacksonville	36
4t. Tory Taylor	Chicago	36

• P Corey Bojorquez set a franchise record with 36 punts inside the 20 in a season in 2024.


Most Punts inside the 20-yard line by a Brown in a season

Player	Year	In20
1. Corey Bojorquez	2024	36
2t. Britton Colquitt	2018	32
2t. Brad Maynard	2011	32
2t. Bryan Wagner	1989	32

• P Corey Bojorquez had the longest punt in the NFL last season, hitting an 84-yard punt at Las Vegas on Sept. 29, 2024.

2024 Single Game Punting Leaders

Player	Team	Date	Lg
1. Corey Bojorquez	Cleveland	9/29/24 at LV	84
2. Ryan Rehkow	Cincinnati	9/8/24 vs. NE	80
3t. Thomas Morstead	New York Jets	10/31/24 vs. Hou.	75
3t. Ryan Stonehouse	Tennessee	10/13/24 vs. Ind.	75
3t. Bryce Baringer	New England	11/10/24 at Chi.	75



• P Corey Bojorquez finished 2024 with a 49.3 punt average and a 41.8 net punting average, both figures are the second-most by a Brown in a season.

Highest Single-Season Punting Avg. by a Brown

Player	Year	Total
1. Corey Bojorquez	2023	49.4
2. Corey Bojorquez	2024	49.3
3. Corey Bojorquez	2022	48.5

Highest Single-Season Net Punting Avg. by a Brown

Player	Year	Total
1. Corey Bojorquez	2023	42.5
2. Corey Bojorquez	2024	41.8
3. Jamie Gillan	2019	41.6

G JOEL BITONIO

- G Joel Bitonio's seven Pro Bowl selections are the fourth-most in team history, trailing only Pro Football Hall of Famers Joe Thomas (10), Jim Brown (9) and Lou Groza (9).

Most Pro Bowl Selections by a Brown

Player	Years	Total
1. Joe Thomas*	2008-17	10
2t. Jim Brown*	1958-66	9
2t. Lou Groza*	1951-56, 1958-60	9
4. Joel Bitonio	2018-24	7
5t. Myles Garrett	2018, 2020-24	6
5t. Leroy Kelly*	1967-72	6
5t. Gene Hickerson*	1966-71	6
5t. Dick Schafrath	1964-69	6

\*Member of Pro Football Hall of Fame



6x Pro-Bowler.



- G Joel Bitonio is 13th all-time in games played by a Brown.

Most Games Played by a Brown

Player	Years	Total
12. Joe Thomas	2007-17	167
13. Joel Bitonio	2014-24	161
14. Robert Jackson	1975-85	160

- G Joel Bitonio is second behind T Joe Thomas (167) in most starts by a Brown since 1999 with 161.

Most Starts by a Brown since 1999

Player	Years	Total
1. T Joe Thomas	2007-17	167
2. G Joel Bitonio	2014-24	161
3. DE Myles Garrett	2017-24	114
4. DE Orpheus Roye	2000-07	102
5. C Alex Mack	2009-15	101

RB JEROME FORD

- RB Jerome Ford's four career 60-plus yard runs are tied for the most by a Brown since 1999. Ford led the team in 2024 with 565 rushing yards.

Most rushes of 60-plus yards by a Brown since 1999

Player	Years	Total
1t. RB Jerome Ford	2022-24	4
1t. RB Nick Chubb	2018-24	4

- In 2024, RB Jerome Ford ranked fourth among NFL running backs with an average of 5.43 rushing yards.

2024 NFL RB Rushing Avg. Leaders (Min. 100 attempts)

Player	Team	Avg.
1. Derrick Henry	Baltimore	5.91
2. Saquon Barkley	Philadelphia	5.81
3. Jahmry Gibbs	Detroit	5.65
4. Jerome Ford	Cleveland	5.43
5. Bucky Irving	Tampa Bay	5.42



QB JOE FLACCO

- QB Joe Flacco was the first player in Brown history to throw for 300 yards in four consecutive games (2023).



BY THE NUMBERS

- 196 career games.
- 191 career starts.
- 257 career touchdown passes.
- 28 career game-winning drives.
- 41 career games with at least 300 passing yards.
- 24 games with at least three touchdown passes.
- 4 games with at least four touchdown passes.
- 105-86 (.550) career record as a starter.
- 4-1 (.800) career record as a starter with the Browns.

- QB Joe Flacco ranks 18th for most passing yards in NFL history with 45,697 yards in his career.

Most Passing Yards in NFL History

Player	Years	Total
13. Warren Moon	1984-00	49,325
14. Fran Tarkenton	1961-78	47,003
15. Carson Palmer	2004-17	46,247
16. Vinny Testaverde	1987-07	46,233
17. Russell Wilson	2012-24	46,135
18. Joe Flacco	2008-24	45,697
19. Drew Bledsoe	1993-06	44,611
20. Dan Fouts	1973-87	43,040

QB KENNY PICKETT



BY THE NUMBERS

- 15-10 (.600) career record as a starter.
- 7 career game-winning drives.





# HEAD COACH KEVIN STEFANSKI

## CAREER HIGHLIGHTS

- Stefanski has led the team to two postseason appearances and two 11-win seasons. He joined Pro Football Hall of Famer Paul Brown (1951 and 1953) as the only coaches in team history to record multiple seasons with at least 11 regular season wins.
- Stefanski became the 16th coach to win the Associated Press NFL Coach of the Year award multiple times since its inception in 1957. Stefanski won the honors in 2020 and 2023 and joined Forrest Gregg (1976) as the only Browns coaches to win the award.
- During the Browns 78-year history, the team has surpassed 6,000 scrimmage yards in a single season just seven times, but have reached the mark in four seasons under Stefanski. Since 2020, the Browns are fifth in the NFL with an average of 130.5 rushing yards per game.
- Stefanski has recorded a 26-16 (.619) record at Huntington Bank Field, while not recording a losing record at home in any season. The Browns finished 8-1 at home in 2023, a team record for wins at home.
- In his first season with the Browns, Stefanski led the team to its first playoff appearance since 2002 and first playoff victory in 26 years. He notched the most wins (11) by a first-year Browns head coach since Paul Brown had 12 in the team's inaugural season in 1946. Stefanski's 11 regular season wins were the most by a first-year head coach in 2020 and marked just the 11th time since 1970 a first-year coach has won 11 or more games. Stefanski was named the NFL Coach of the Year.




## SINCE KEVIN STEFANSKI TOOK OVER IN 2020 THE BROWNS ARE...

- 14-4 (.777)** when scoring at least 30 points, including a 5-0 mark in 2023.
- 22-6 (.785)** when scoring at least 25 points.
- 15-4 (.789)** when not committing a turnover in a game.
- 26-16 (.619)** at home, including an 8-1 mark in 2023.
- 16-5 (.762)** when attempting at least 35 rushes in a game.
- 14-4 (.777)** when recording at least four sacks in a game.
- 8-3 (.727)** when rushing for at least 200 yards in a game.

## COACHING CAREER

2005	University of Pennsylvania, football operations
2006-08	Minnesota Vikings, assistant to the head coach
2009-13	Minnesota Vikings, assistant quarterbacks
2014-15	Minnesota Vikings, tight ends coach
2016	Minnesota Vikings, running backs coach
2017-18	Minnesota Vikings, quarterbacks coach/ interim offensive coordinator
2019	Minnesota Vikings, offensive coordinator
2020-	Cleveland Browns, head coach




### **BUBBA VENTRONE | ASSISTANT HEAD COACH/SPECIAL TEAMS COORDINATOR**

Ventrone brings 20 years of coaching and playing experience in the NFL with experience in two Super Bowls. The Pittsburgh, Pa. native joined the Browns ahead of the 2023 season and aided a special teams unit that set several franchise records including 33 made field goals and a 49.4-yard punt average and three blocked field goals. Ahead of his time in Cleveland, Ventrone spent five seasons with the Indianapolis Colts guiding the unit to a top-10 finish in his last three seasons. As an assistant special teams coach with the New England Patriots from 2015-17, he was a member of the Super Bowl LI winning team.



### **JIM SCHWARTZ | DEFENSIVE COORDINATOR**

Schwartz is in his 17th season as an NFL defensive coordinator and his second with the Cleveland Browns. In his first season with the Browns, Schwartz won NFL Assistant Coach of the Year after coaching the defense to several NFL-leading categories including total defense (270.2 yards per game), passing defense (164.7 yards per game), third down percentage (67-of-230 for 29.1 percent) and first downs allowed (253). Ahead of his time in Cleveland, Schwartz was a defensive coordinator with the Philadelphia Eagles (2016-20), winning Super Bowl LII, Buffalo Bills (2014) and Tennessee Titans (2001-08). The Baltimore, Md. native served as the head coach of the Detroit Lions from 2009-13, coaching the team to a 10-6 season in 2011 and a playoff berth for the first time since 1999.



### **TOMMY REES | OFFENSIVE COORDINATOR**


Rees joined the Browns staff as tight ends/pass game specialist in 2024 and was hired as offensive coordinator in 2025. Rees spent the 2023 season as Alabama's offensive coordinator and quarterbacks coach, helping the Crimson Tide win the SEC Championship Game and advance to the College Football Playoffs. Prior to Alabama, Rees spent six seasons as a coach at Notre Dame (2017-22), first coaching the quarterbacks and adding the role as offensive coordinator in 2020. In three years as Notre Dame's offensive coordinator, the team averaged more than 30 points per game each year and advanced to the College Football Playoffs in 2020 after posting an undefeated regular season.




### **CHAD O'SHEA | PASS GAME COORDINATOR/WIDE RECEIVERS**

O'Shea joined the Browns in 2020 and is in his 22nd NFL season, winning 12 division titles, five conference championships and three Super Bowls (XLIX, LI and LIII). The Browns' offense saw Amari Cooper post back-to-back 1,000-yard seasons in 2022, the first Brown to do so. In his first season, O'Shea aided the offense to 408 points, the second most in franchise history. Previously, the Houston, Texas native spent the 2019 season as the offensive coordinator for the Miami Dolphins and 2019-18 as the New England Patriots wide receivers coach.

## 2025 CLEVELAND BROWNS COACHING STAFF



**Jeff Anderson**  
Defensive Quality Control



**Ephraim Banda**  
Safeties



**Mike Bloomgren**  
Offensive Line



**Stephen Bravo-Brown**  
Assistant Wide Receivers




**Jacques Cesaire**  
Defensive Line




**Nick Charlton**  
Pass Game Specialist



**Sanders Davis**  
Offensive Assistant - Offensive Line




**Zach Dunn**  
Defensive Assistant



**Kyle Hoke**  
Assistant Special Teams




**Christian Jones**  
Tight Ends



**Brandon Lynch**  
Cornerbacks




**Adam Morris**  
Assistant Defensive Line




**Bill Musgrave**  
Quarterbacks



**Duce Staley**  
Running Backs



**Jason Tarver**  
Linebackers



**Ben Wilkerson**  
Assistant Offensive Line



CLEVELAND BROWNS 2025 ALPHABETICAL ROSTER

As of Aug. 11, 2025

NO	NAME	POS	HT	WT	DOB	AGE	EXP	COLLEGE	HOMETOWN	HOW ACO
35	Anusiem, Chigozie	CB	6-1	200	11/5/00	24	2	Colorado State	La Habra, Calif.	FA - '24
17	Baker, Jerome	LB	6-2	232	12/25/96	28	8	Ohio State	Cleveland, Ohio	UFA (Ten.) - '25
68	Barton, Jackson	T	6-7	302	8/8/95	30	3	Utah	Salt Lake City, Utah	FA - '25
82	Bates, Brenden	TE	6-5	255	10/16/99	25	2	Kentucky	Cincinnati, Ohio	FA - '24
18	Bell, David	WR	6-1	212	12/14/00	24	4	Purdue	Indianapolis, Ind.	D3c - '22
75	Bitonio, Joel	G	6-4	320	10/11/91	33	12	Nevada	Long Beach, Calif.	D2 - '14
13	Bojorquez, Corey	P	6-0	217	9/13/96	28	8	New Mexico	Bellflower, Calif.	UFA (G.B.) - '22
97	Briggs, Jowon	DT	6-1	313	9/1/01	23	2	Cincinnati	Cincinnati, Ohio	D7b - '24
11	Brown II, Tony	CB	6-0	200	7/13/95	30	8	Alabama	Beaumont, Texas	FA - '24
30	Bush, Devin	LB	5-11	235	7/18/98	27	7	Michigan	Pembroke Pines, Fla.	UFA (Sea.) - '24
87	Cannella, Sal	TE	6-5	242	12/2/96	28	1	Auburn	Schaumburg, Ill.	FA - '25
2	Carter, DeAndre	WR	5-8	190	4/10/93	32	8	Sacramento State	San Jose, Calif.	UFA (Chi.) - '25
67	Cohen, Javion	G	6-4	322	8/8/02	23	1	Miami (Fla.)	Phenix City, Ala.	FA - '25
96	Collins, Maliek	DT	6-2	310	4/8/95	30	10	Nebraska	Kansas City, Mo.	FA - '25
78	Conklin, Jack	T	6-6	308	8/17/94	31	10	Michigan State	Plainwell, Mich.	UFA (Ten.) - '20
81	Cota, Chase	WR	6-4	205	11/9/99	25	1	Oregon	Medford, Ore.	FA - '25
89	Davis, Kaden	WR	6-1	193	9/25/98	26	1	Northwest Missouri State	Elsworth, Kansas	FA - '24
9	Delpit, Grant	S	6-3	208	9/20/98	26	6	Louisiana State	Houston, Texas	D2 - '20
43	Diabate, Mohamoud	LB	6-4	225	5/18/01	24	3	Utah	Auburn, Ala.	FA - '23
41	Edmonds, Christopher	S	6-2	210	7/16/01	24	1	Arizona State	Phenix City, Ala.	FA - '24
88	Fannin, Jr., Harold	TE	6-4	241	7/20/04	21	R	Bowling Green	Canton, Ohio	D3a - '25
15	Fiacco, Joe	QB	6-6	245	1/16/85	40	18	Delaware	Audubon, N.J.	UFA (Ind.) - '25
34	Ford, Jerome	RB	5-10	210	9/12/99	25	4	Cincinnati	Tampa, Fla.	D5 - '22
5	Gabriel, Dillon	QB	5-11	205	12/28/00	24	R	Oregon	Millilani, Hawai'i	D3b - '25
95	Garrett, Myles	DE	6-4	272	12/29/95	29	9	Texas A&M	Arlington, Texas	D1a - '17
94	Graham, Mason	DT	6-4	315	9/3/03	21	R	Michigan	Mission Viejo, Calif.	D1 - '25
58	Gutierrez, Sebastian	T	6-5	308	7/6/98	27	1	Minot State	Pasco, Wash.	W. (S.F.) - '25
51	Hall, Jr., Mike	DT	6-3	300	6/13/03	22	2	Ohio State	Streetsboro, Ohio	D2 - '24
26	Harden, Myles	CB	5-11	195	12/13/01	23	2	South Dakota	Miami Gardens, Fla.	D7a - '24
93	Harris, Shelby	DT	6-2	288	8/11/91	34	12	Illinois State	Milwaukee, Wis.	FA - '23
52	Henry, K.J.	DE	6-4	255	1/27/99	26	3	Clemson	Clemmons, N.C.	W. (Phi.) - '25
33	Hickman, Ronnie	S	6-1	209	10/11/01	23	3	Ohio State	South Orange, N.J.	FA - '23
63	Holley, Ralph	DT	6-0	285	1/22/99	26	1	Western Michigan	West Bloomfield, Mich.	FA - '25
22	Holmes, Christian	CB	6-1	205	11/14/97	27	3	Oklahoma State	Leland, Mis.	FA - '25
7	Hopkins, Dustin	K	6-2	210	10/1/90	34	12	Florida State	Austin, Texas	Tr. (LAC) - '23
66	Huntington, Adin	DE	6-1	281	3/18/02	23	R	Tulane	Stafford, Va.	FA - '25
7	Huntley, Tyler	QB	6-1	205	2/3/98	27	6	Utah	Hallandale Beach, Fla.	FA - '25
38	Isaac, Kennan	CB	6-3	190	2/17/00	25	2	Alabama State	Midfield, Ala.	FA - '25
72	Ivey, Jason	T	6-5	300	6/15/01	24	R	North Carolina A&T	Charlotte, N.C.	FA - '25
27	James, LaMareon	CB	5-10	193	10/25/00	24	R	Texas Christian	Norfolk, Va.	FA - '25
28	Jenkins, Rayshawnn	S	6-1	220	1/25/94	31	9	Miami (Fla.)	St. Petersburg, Florida	FA - '25
74	Jenkins, Teven	G	6-6	321	3/3/98	27	5	Oklahoma State	Topeka, Kan.	UFA (Chi.) - '25
3	Jeady, Jerry	WR	6-1	195	4/24/99	26	6	Alabama	Deerfield Beach, Fla.	Tr. (Den.) - '24
16	Johnson, Dontae	WR	5-10	183	7/5/96	29	7	Toledo	Tampa, Fla.	UFA (Bal.) - '25
83	Johnson, Kisean	WR	6-1	216	1/28/02	23	R	Western Kentucky	Birmingham, Ala.	FA - '25
79	Jones, Dawand	T	6-8	374	8/6/01	24	3	Ohio State	Indianapolis, Ind.	D4a - '23
37	Jones, Dom	CB	6-2	192	7/16/00	25	R	Colorado State	Duluth, Ga.	FA - '25
10	Judkins, Quinshon	RB	6-0	221	10/29/03	21	R	Ohio State	Pike Road, Ala.	D2b - '25
92	Kamara, Sam	DT	6-0	272	12/21/97	27	3	Stony Brook	Carteret, N.J.	FA - '24
23	Kazee, Darnontae	S	5-11	174	6/5/93	32	9	San Diego State	San Bernardino, California	UFA (Pit.) - '25
84	Larvadain, Gage	WR	5-8	171	1/3/03	22	R	South Carolina	Donaldsonville, La.	FA - '25
71	Lucas, Cornelius	T	6-8	327	7/18/91	34	12	Kansas State	New Orleans, La.	UFA (Was.) - '25
39	Marshall, Ahmani	RB	6-1	225	3/21/02	23	R	Appalachian State	Winston-Salem, N.C.	FA - '25
42	Mascarenas-Arnold, Easton	LB	5-11	227	9/13/02	22	R	Southern California	Misson Viejo, Calif.	FA - '25
48	Maticcik, Brent	LS	6-1	230	4/17/00	25	R	Texas Christian	McKinney, Texas	FA - '25
31	McDonald, Cade	WR	5-10	196	5/7/01	24	R	Miami (Ohio)	Naperville, Ill.	FA - '25
57	McGuire, Isaiah	DE	6-4	268	7/27/01	24	3	Missouri	Tulsa, Okla.	D4b - '23
31	McMillon, Donovan	S	6-2	203	6/18/02	23	R	Pittsburgh	McMurray, Pa.	FA - '25
29	Mitchell, Cameron	CB	5-11	191	9/8/01	23	3	Northwestern	Bolingbrook, Ill.	D5b - '23
25	Needham, Nik	S	6-1	196	11/4/96	28	7	UTEP	Long Beach, Calif.	FA - '25
0	Newsome II, Greg	CB	6-0	192	5/18/00	25	5	Northwestern	Chicago, Ill.	D1 - '21
85	Njoku, David	TE	6-4	246	7/10/96	29	9	Miami (Fla.)	Cedar Grove, N.J.	D1c - '17
53	Okwara, Julian	DE	6-4	250	12/27/97	27	6	Notre Dame	Charlotte, N.C.	UFA (Arz.) - '25
8	Pickett, Kenny	QB	6-3	220	6/6/98	27	4	Pittsburgh	Oakhurst, N.J.	Tr. (Phi.) - '25
55	Pocic, Ethan	C	6-6	320	8/5/95	30	9	Louisiana State	Lemont, Ill.	UFA (Sea.) - '22
59	Reid, Winston	LB	6-0	225	8/3/99	26	2	Weber State	St. George, Utah	FA - '24
39	Rush, Darius	CB	6-2	198	2/22/00	25	2	South Carolina	Greeleyville, S.C.	FA - '25
22	Sampson, Dylan	RB	5-8	200	9/14/04	20	R	Tennessee	Baton Rouge, La.	D4 - '25
12	Sanders, Shedeur	QB	6-2	212	2/7/02	23	R	Colorado	Dallas, Texas	D5 - '25
49	Schwesinger, Carson	LB	6-3	242	2/24/03	22	R	UCLA	Moorpark, Calif.	D2a - '25
20	Strong Jr., Pierre	LB	5-11	215	12/10/98	26	4	South Dakota State	Little Rock, Ark.	Tr. (N.E.) - '23
50	Sunahara, Rex	RS	6-6	242	10/9/96	28	2	West Virginia	Bay Village, Ohio	FA - '24
47	Szmyt, Andre	K	6-0	200	9/26/98	26	1	Syracuse	Lake Forest, Ill.	FA - '25
65	Tinsley, Dartanyan	G	6-3	340	3/21/01	24	R	Cincinnati	Owensboro, Ky.	FA - '25
77	Teller, Wyatt	G	6-4	315	11/21/94	30	8	Virginia Tech	Bealeton, Va.	Tr. (Buf.) - '19
99	Thomas, Cameron	DE	6-4	265	1/7/00	25	4	San Diego State	San Diego, Calif.	W. (K.C.) - '24
69	Thompson, Lorenzo	T	6-6	305	6/21/00	25	1	Rhode Island	Syracuse, N.Y.	FA - '25
80	Thrash, Jamari	WR	6-0	190	12/19/00	24	2	Louisville	LaGrange, Ga.	D5 - '24
19	Tillman, Cedric	WR	6-3	215	4/19/00	25	3	Tennessee	Las Vegas, Nev.	D3a - '23
90	Tryon-Shoyinka, Joe	DE	6-5	260	4/30/99	26	5	Washington	Seattle, Wash.	UFA (T.B.) - '25
35	Taua, Toa	RB	5-9	215	2/15/00	25	1	Nevada	Lompoc, Calif.	FA - '25
44	Van Vooren, Mitch	TE	6-5	242	1/13/01	24	R	St. Norbert	Peshigo, Wis.	FA - '25
21	Ward, Denzel	CB	5-11	190	4/28/97	28	8	Ohio State	Macedonia, Ohio	D1b - '18
4	Watson, Deshaun	QB	6-3	223	9/14/95	29	9	Clemson	Gainesville, Ga.	Tr. (Hou.) - '22
40	Watson, Nathaniel	LB	6-0	233	9/1/00	24	2	Mississippi State	Maplesville, Ala.	D6 - '24
86	Whiteheart, Blake	TE	6-4	250	3/22/00	25	3	Wake Forest	Winston-Salem, N.C.	FA - '24
62	Williams, Bucky	C	6-3	300	3/20/00	25	2	Appalachian State	Ringgold, Ga.	FA - '25
36	Williams, Trayveon	RB	5-8	206	10/18/97	27	7	Texas A&M	Houston, Texas	FA - '25
91	Wright, Alex	DE	6-5	267	9/5/00	24	4	UAB	Elba, Ala.	D3b - '22
56	Wypler, Luke	C	6-3	303	5/3/01	24	3	Ohio State	Montvale, N.J.	D6 - '23
54	Zierer, Kilian	T	6-7	312	2/24/00	25	2	Auburn	Munich, Germany	W. (Atl.) - '25
70	Zinter, Zak	G	6-6	310	4/17/01	24	2	Michigan	North Andover, Mass.	D3 - '24
Reserve/Injured (4):										
1	Emerson Jr., Martin (Achilles, 7/30)	CB	6-2	201	9/27/00	24	4	Mississippi State	Pensacola, Fla.	D3a - '22
37	Floriea, Luke (hamstring, 8/11)	WR	5-8	179	10/23/01	23	R	Kent State	Mentor, Ohio	FA - '25
44	Kendall, Anthony (shoulder, 8/5)	CB	5-10	188	12/17/99	25	2	Baldwin-Wallace	El Paso, Texas	FA - '25
62	Osborne, Justin (back, 6/9)	C	6-4	307	11/25/00	24	R	Southern Methodist	Flower Mound, Texas	FA - '25
Reserve/PUP (1):										
6	Owusu-Koramoah, Jeremiah (neck, 5/12)	LB	6-2	221	11/4/99	25	5	Notre Dame	Hampton, Va.	D2 - '21

CLEVELAND BROWNS 2025 NUMERICAL ROSTER

As of Aug. 11, 2025										
NO	NAME	POS	HT	WT	DOB	AGE	EXP	COLLEGE	HOMETOWN	HOWACO
0	Greg Newsome II	CB	6-0	192	5/18/00	25	5	Northwestern	Chicago, Ill.	D1 - '21
2	DeAndre Carter	WR	5-8	190	4/10/93	32	8	Sacramento State	San Jose, Calif.	UFA (Chi.) - '25
3	Jerry Jeudy	WR	6-1	195	4/24/99	26	6	Alabama	Deerfield Beach, Fla.	Tr. (Den.) - '24
4	Dashaun Watson	QB	6-3	223	9/14/95	29	9	Clemson	Gainesville, Ga.	Tr. (Hou.) - '22
5	Dillon Gabriel	QB	5-11	205	12/28/00	24	R	Oregon	Milliani, Hawai'i	D3b - '25
7	Dustin Hopkins	K	6-2	210	10/1/90	34	12	Florida State	Austin, Texas	Tr. (LAC) - '23
7	Tyler Huntley	QB	6-1	205	2/3/98	27	6	Utah	Hallandale Beach, Fla.	FA - '25
8	Kenny Pickett	QB	6-3	220	6/6/98	27	4	Pittsburgh	Oakhurst, N.J.	Tr. (Phi.) - '25
9	Grant Delpit	S	6-3	208	9/20/98	26	6	Louisiana State	Houston, Texas	D2 - '20
10	Quinshon Judkins	RB	6-0	221	10/29/03	21	R	Ohio State	Pike Road, Ala.	D2b - '25
11	Tony Brown II	CB	6-0	200	7/13/95	30	8	Alabama	Beaumont, Texas	FA - '24
12	Shedeur Sanders	QB	6-2	212	2/7/02	23	R	Colorado	Dallas, Texas	D5 - '25
13	Corey Bojorquez	P	6-0	217	9/13/96	28	8	New Mexico	Bellflower, Calif.	UFA (G.B.) - '22
15	Joe Flacco	QB	6-6	245	1/16/85	40	18	Delaware	Audubon, N.J.	UFA (Ind.) - '25
16	Diontae Johnson	WR	5-10	183	7/5/96	29	7	Toledo	Tampa, Fla.	UFA (Bal.) - '25
17	Jerome Baker	LB	6-2	232	12/25/96	28	8	Ohio State	Cleveland, Ohio	UFA (Ten.) - '25
18	David Bell	WR	6-1	212	12/14/00	24	4	Purdue	Indianapolis, Ind.	D3c - '22
19	Cedric Tillman	WR	6-3	215	4/19/00	25	3	Tennessee	Las Vegas, Nev.	D3a - '23
20	Pierre Strong Jr.	RB	5-11	215	12/10/98	26	4	South Dakota State	Little Rock, Ark.	Tr. (N.E.) - '23
21	Denzel Ward	CB	5-11	190	4/28/97	28	8	Ohio State	Macedonia, Ohio	D1b - '18
22	Christian Holmes	CB	6-1	205	11/14/97	27	3	Oklahoma State	Leland, Mis.	FA - '25
22	Dylan Sampson	RB	5-8	200	9/14/04	20	R	Tennessee	Baton Rouge, La.	D4 - '25
23	Damontae Kazee	S	5-11	174	6/5/93	32	9	San Diego State	San Bernardino, California	UFA (Pit.) - '25
25	Nik Needham	S	6-1	196	11/4/96	28	7	UTEP	Long Beach, Calif.	FA - '25
26	Myles Harden	CB	5-11	195	12/13/01	23	2	South Dakota	Miami Gardens, Fla.	D7a - '24
27	LaMareon James	CB	5-10	193	10/25/00	24	R	Texas Christian	Norfolk, Va.	FA - '25
28	Rayshawn Jenkins	S	6-1	220	1/25/94	31	9	Miami (Fla.)	St. Petersburg, Florida	FA - '25
29	Cameron Mitchell	CB	5-11	191	9/8/01	23	3	Northwestern	Bolingbrook, Ill.	D5b - '23
30	Devin Bush	LB	5-11	235	7/18/98	27	7	Michigan	Pembroke Pines, Fla.	UFA (Sea.) - '24
31	Cade McDonald	WR	5-10	196	5/7/01	24	R	Miami (Ohio)	Naperville, Ill.	FA - '25
31	Donovan McMillon	S	6-2	203	6/18/02	23	R	Pittsburgh	McMurray, Pa.	FA - '25
33	Ronnie Hickman	S	6-1	209	10/11/01	23	3	Ohio State	South Orange, N.J.	FA - '23
34	Jerome Ford	RB	5-10	210	9/12/99	25	4	Cincinnati	Tampa, Fla.	D5 - '22
35	Chigozie Anusiem	CB	6-1	200	11/5/00	24	2	Colorado State	La Habra, Calif.	FA - '24
35	Toa Taua	RB	5-9	215	2/15/00	25	1	Nevada	Lompoc, Calif.	FA - '25
36	Trayveon Williams	RB	5-8	206	10/18/97	27	7	Texas A&M	Houston, Texas	FA - '25
37	Dom Jones	CB	6-2	192	7/16/00	25	R	Colorado State	Duluth, Ga.	FA - '25
38	Kennan Isaac	CB	6-3	190	2/17/00	25	2	Alabama State	Midfield, Ala.	FA - '25
39	Ahmani Marshall	RB	6-1	225	3/21/02	23	R	Appalachian State	Winston-Salem, N.C.	FA - '25
39	Darius Rush	CB	6-2	198	2/22/00	25	2	South Carolina	Greeleyville, S.C.	FA - '25
40	Nathaniel Watson	LB	6-0	233	9/1/00	24	2	Mississippi State	Maplesville, Ala.	D6 - '24
41	Christopher Edmonds	S	6-2	210	7/16/01	24	1	Arizona State	Phenix City, Ala.	FA - '24
42	Easton Mescarenes-Arnold	LB	5-11	227	9/13/02	22	R	Southern California	Mission Viejo, Calif.	FA - '25
43	Mohamoud Diabate	LB	6-4	225	5/18/01	24	3	Utah	Auburn, Ala.	FA - '23
44	Mitch Van Vooren	TE	6-5	242	1/13/01	24	R	St. Norbert	Peshigo, Wis.	FA - '25
47	Andre Szmyt	K	6-0	200	9/26/98	26	1	Syracuse	Lake Forest, Ill.	FA - '25
48	Brent Matiscik	LS	6-1	230	4/17/00	25	R	Texas Christian	McKinney, Texas	FA - '25
49	Carson Schwesinger	LB	6-3	242	2/24/03	22	R	UCLA	Moorpark, Calif.	D2a - '25
50	Rex Sunahara	LS	6-6	242	10/9/96	28	2	West Virginia	Bay Village, Ohio	FA - '24
51	Mike Hall Jr.	DT	6-3	300	6/13/03	22	2	Ohio State	Streetsboro, Ohio	D2 - '24
52	K.J. Henry	DE	6-4	255	1/27/99	26	3	Clemson	Clemmons, N.C.	W. (Phi.) - '25
53	Julian Okwara	DE	6-4	250	12/27/97	27	6	Notre Dame	Charlotte, N.C.	UFA (Arz.) - '25
54	Kilian Zierer	T	6-7	312	2/24/00	25	2	Auburn	Munich, Germany	W. (Atl.) - '25
55	Ethan Pocic	C	6-6	320	8/5/95	30	9	Louisiana State	Lemont, Ill.	UFA (Sea.) - '22
56	Luke Wypler	C	6-3	303	5/3/01	24	3	Ohio State	Montvale, N.J.	D6 - '23
57	Isaiah McGuire	DE	6-4	268	7/27/01	24	3	Missouri	Tulsa, Okla.	D4b - '23
58	Sebastian Gutierrez	T	6-5	308	7/6/98	27	1	Minot State	Pasco, Wash.	W. (S.F.) - '25
59	Winston Reid	LB	6-0	225	8/3/99	26	2	Weber State	St. George, Utah	FA - '24
62	Bucky Williams	C	6-3	300	3/20/00	25	2	Appalachian State	Ringgold, Ga.	FA - '25
63	Ralph Holley	DT	6-0	285	1/22/99	26	1	Western Michigan	West Bloomfield, Mich.	FA - '25
65	Dartanyan Tinsley	G	6-3	340	3/21/01	24	R	Cincinnati	Owensboro, Ky.	FA - '25
66	Adin Huntington	DE	6-1	281	3/18/02	23	R	Tulane	Stafford, Va.	FA - '25
67	Javion Cohen	G	6-4	322	8/8/02	23	1	Miami (Fla.)	Phenix City, Ala.	FA - '25
68	Jackson Barton	T	6-7	302	8/8/95	30	3	Utah	Salt Lake City, Utah	FA - '25
69	Lorenzo Thompson	T	6-6	305	6/21/00	25	1	Rhode Island	Syracuse, N.Y.	FA - '25
70	Zak Zinter	G	6-6	310	4/17/01	24	2	Michigan	North Andover, Mass.	D3 - '24
71	Cornelius Lucas	T	6-8	327	7/18/91	34	12	Kansas State	New Orleans, La.	UFA (Was.) - '25
72	Jason Ivey	T	6-5	300	6/15/01	24	R	North Carolina A&T	Charlotte, N.C.	FA - '25
74	Teven Jenkins	G	6-6	321	3/3/98	27	5	Oklahoma State	Topeka, Kan.	UFA (Chi.) - '25
75	Joel Bitonio	G	6-4	320	10/11/91	33	12	Nevada	Long Beach, Calif.	D2 - '14
77	Wyatt Teller	G	6-4	315	11/21/94	30	8	Virginia Tech	Beaeton, Va.	Tr. (Buf.) - '19
78	Jack Conklin	T	6-6	308	8/17/94	31	10	Michigan State	Plainwell, Mich.	UFA (Ten.) - '20
79	Dawand Jones	T	6-8	374	8/6/01	24	3	Ohio State	Indianapolis, Ind.	D4a - '23
80	Jamari Thrash	WR	6-0	190	12/19/00	24	2	Louisville	LaGrange, Ga.	D5 - '24
81	Chase Cota	WR	6-4	205	11/9/99	25	1	Oregon	Medford, Ore.	FA - '25
82	Brenden Bates	TE	6-5	255	10/16/99	25	2	Kentucky	Cincinnati, Ohio	FA - '24
83	Kisean Johnson	WR	6-1	216	1/28/02	23	R	Western Kentucky	Birmingham, Ala.	FA - '25
84	Gage Larvadain	WR	5-8	171	1/3/03	22	R	South Carolina	Donaldsonville, La.	FA - '25
85	David Njoku	TE	6-4	246	7/10/96	29	9	Miami (Fla.)	Cedar Grove, N.J.	D1c - '17
86	Blake Whiteheart	TE	6-4	250	3/22/00	25	3	Wake Forest	Winston-Salem, N.C.	FA - '24
87	Sal Cannella	TE	6-5	242	12/2/96	28	1	Auburn	Schaumburg, Ill.	FA - '25
88	Harold Fannin, Jr.	TE	6-4	241	7/20/04	21	R	Bowling Green	Canton, Ohio	D3a - '25
89	Kaden Davis	WR	6-1	193	9/25/98	26	1	Northwest Missouri State	Elsworth, Kansas	FA - '24
90	Joe Tryon-Shoyinka	DE	6-5	260	4/30/99	26	5	Washington	Seattle, Wash.	UFA (T.B.) - '25
91	Alex Wright	DE	6-5	267	9/5/00	24	4	UAB	Elba, Ala.	D3b - '22
92	Sam Kamara	DT	6-0	272	12/21/97	27	3	Stony Brook	Carteret, N.J.	FA - '24
93	Shelby Harris	DT	6-2	288	8/11/91	34	12	Illinois State	Milwaukee, Wis.	FA - '23
94	Mason Graham	DT	6-4	315	9/3/03	21	R	Michigan	Mission Viejo, Calif.	D1 - '25
95	Myles Garrett	DE	6-4	272	12/29/95	29	9	Texas A&M	Arlington, Texas	D1a - '17
96	Maliek Collins	DT	6-2	310	4/8/95	30	10	Nebraska	Kansas City, Mo.	FA - '25
97	Jowon Briggs	DT	6-1	313	9/1/01	23	2	Cincinnati	Cincinnati, Ohio	D7b - '24
99	Cameron Thomas	DE	6-4	265	1/7/00	25	4	San Diego State	San Diego, Calif.	W. (K.C.) - '24
Reserve/Injured (4):										
1	Martin Emerson Jr. (Achilles, 7/30)	CB	6-2	201	9/27/00	24	4	Mississippi State	Pensacola, Fla.	D3a - '22
37	Luke Floriea (hamstring, 8/11)	WR	5-8	179	10/23/01	23	R	Kent State	Mentor, Ohio	FA - '25
44	Anthony Kendall (shoulder, 8/5)	CB	5-10	188	12/17/99	25	2	Baldwin-Wallace	El Paso, Texas	FA - '25
62	Justin Osborne (back, 6/9)	C	6-4	307	11/25/00	24	R	Southern Methodist	Flower Mound, Texas	FA - '25
Reserve/PUP (1):										
6	Jeremiah Owusu-Koramoah (neck, 5/12)	LB	6-2	221	11/4/99	25	5	Notre Dame	Hampton, Va.	D2 - '21

2025 CLEVELAND BROWNS ROSTER BY POSITION

ROSTER SIZE: 97									
QUARTERBACKS (6)	POS	HT	WT	DOB	AGE	EXP	COLLEGE	HOMETOWN	HOW ACO
15 Flacco, Joe	QB	6-6	245	1/16/85	40	18	Delaware	Audubon, N.J.	UFA (Ind.) - '25
5 Gabriel, Dillon	QB	5-11	205	12/28/00	24	R	Oregon	Milliani, Hawai'i	D3b - '25
7 Huntley, Tyler	QB	6-1	205	2/3/98	27	6	Utah	Hallandale Beach, Fla.	FA - '25
8 Pickett, Kenny	QB	6-3	220	6/6/98	27	4	Pittsburgh	Oakhurst, N.J.	Tr. (Phi.) - '25
12 Sanders, Shedeur	QB	6-2	212	2/7/02	23	R	Colorado	Dallas, Texas	D5 - '25
4 Watson, Deshaun	QB	6-3	223	9/14/95	29	9	Clemson	Gainesville, Ga.	Tr. (Hou.) - '22
RUNNING BACKS (7)									
34 Ford, Jerome	RB	5-10	210	9/12/99	25	4	Cincinnati	Tampa, Fla.	D5 - '22
10 Judkins, Quinshon	RB	6-0	221	10/29/03	21	R	Ohio State	Pike Road, Ala.	D2b - '25
39 Marshall, Ahmani	RB	6-1	225	3/21/02	23	R	Appalachian State	Winston-Salem, N.C.	FA - '25
22 Sampson, Dylan	RB	5-8	200	9/14/04	20	R	Tennessee	Baton Rouge, La.	D4 - '25
20 Strong Jr., Pierre	RB	5-11	215	12/10/98	26	4	South Dakota State	Little Rock, Ark.	Tr. (N.E.) - '23
35 Tava, Toa	RB	5-9	215	2/15/00	25	1	Nevada	Lompoc, Calif.	FA - '25
36 Williams, Trayveon	RB	5-8	206	10/18/97	27	7	Texas A&M	Houston, Texas	FA - '25
WIDE RECEIVERS (12)									
18 Bell, David	WR	6-1	212	12/14/00	24	4	Purdue	Indianapolis, Ind.	D3c - '22
2 Carter, DeAndre	WR	5-8	190	4/10/93	32	8	Sacramento State	San Jose, Calif.	UFA (Chi.) - '25
81 Cota, Chase	WR	6-4	205	11/9/99	25	1	Oregon	Medford, Ore.	FA - '25
89 Davis, Kaden	WR	6-1	193	9/25/98	26	1	Northwest Missouri State	Elsworth, Kansas	FA - '24
* 37 Floriea, Luke	WR	5-8	179	10/23/01	23	R	Kent State	Mentor, Ohio	FA - '25
3 Joudy, Jerry	WR	6-1	195	4/24/99	26	6	Alabama	Deerfield Beach, Fla.	Tr. (Den.) - '24
16 Johnson, Diontae	WR	5-10	183	7/5/96	29	7	Toledo	Tampa, Fla.	UFA (Bal.) - '25
83 Johnson, Kisean	WR	6-1	216	1/28/02	23	R	Western Kentucky	Birmingham, Ala.	FA - '25
84 Luvadin, Gage	WR	5-8	171	1/3/03	22	R	South Carolina	Donaldsonville, La.	FA - '25
31 McDonald, Cade	WR	5-10	196	5/7/01	24	R	Miami (Ohio)	Naperville, Ill.	FA - '25
80 Thrash, Jamari	WR	6-0	190	12/19/00	24	2	Louisville	LaGrange, Ga.	D5 - '24
19 Tillman, Cedric	WR	6-3	215	4/19/00	25	3	Tennessee	Las Vegas, Nev.	D3a - '23
TIGHT ENDS (6)									
82 Bates, Brenden	TE	6-5	255	10/16/99	25	2	Kentucky	Cincinnati, Ohio	FA - '24
87 Cannella, Sal	TE	6-5	242	12/2/96	28	1	Auburn	Schaumburg, Ill.	FA - '25
88 Fannin, Jr., Harold	TE	6-4	241	7/20/04	21	R	Bowling Green	Canton, Ohio	D3a - '25
85 Njoku, David	TE	6-4	246	7/10/96	29	9	Miami (Fla.)	Cedar Grove, N.J.	D1c - '17
44 Van Vooren, Mitch	TE	6-5	242	1/13/01	24	R	St. Norbert	Peshtigo, Wis.	FA - '25
86 Whiteheart, Blake	TE	6-4	250	3/22/00	25	3	Wake Forest	Winston-Salem, N.C.	FA - '24
OFFENSIVE LINEMEN (18)									
68 Barton, Jackson	T	6-7	302	8/8/95	30	3	Utah	Salt Lake City, Utah	FA - '25
75 Bitonio, Joel	G	6-4	320	10/11/91	33	12	Nevada	Long Beach, Calif.	D2 - '14
67 Cohen, Javion	G	6-4	322	8/8/02	23	1	Miami (Fla.)	Phenix City, Ala.	FA - '25
78 Conklin, Jack	T	6-6	308	8/17/94	31	10	Michigan State	Plainwell, Mich.	UFA (Ten.) - '20
58 Gutierrez, Sebastian	T	6-5	308	7/6/98	27	1	Minot State	Pasco, Wash.	W. (S.F.) - '25
72 Ivey, Jason	T	6-5	300	6/15/01	23	R	North Carolina A&T	Charlotte, N.C.	FA - '25
74 Jenkins, Teven	G	6-6	321	3/3/98	27	5	Oklahoma State	Topeka, Kan.	UFA (Chi.) - '25
79 Jones, Dawand	T	6-8	374	8/6/01	24	3	Ohio State	Indianapolis, Ind.	D4a - '23
71 Lucas, Cornelius	T	6-8	327	7/18/91	34	12	Kansas State	New Orleans, La.	UFA (Was.) - '25
* 62 Osborne, Justin	C	6-4	307	11/25/00	24	R	Southern Methodist	Flower Mound, Texas	FA - '25
55 Pocio, Ethan	C	6-6	320	8/5/95	30	9	Louisiana State	Lemont, Ill.	UFA (Sea.) - '22
77 Teller, Wyatt	G	6-4	315	11/21/94	30	8	Virginia Tech	Bealeton, Va.	Tr. (Buf.) - '19
65 Tinsley, Dartanyan	T	6-3	340	3/21/01	24	R	Cincinnati	Owensboro, Ky.	FA - '25
69 Thompson, Lorenzo	G	6-6	305	6/21/00	25	1	Rhode Island	Syracuse, N.Y.	FA - '25
62 Williams, Buckley	C	6-3	300	3/20/00	25	2	Appalachian State	Ringgold, Ga.	FA - '25
56 Wypier, Luke	C	6-3	303	5/3/01	24	3	Ohio State	Montvale, N.J.	D6 - '23
54 Zierer, Kilian	T	6-7	312	2/24/00	25	2	Auburn	Munich, Germany	W. (Atl.) - '25
70 Zinter, Zak	G	6-6	310	4/17/01	24	2	Michigan	North Andover, Mass.	D3 - '24
DEFENSIVE LINEMEN (15)									
97 Briggs, Jowon	DT	6-1	313	9/1/01	23	2	Cincinnati	Cincinnati, Ohio	D7b - '24
96 Collins, Malik	DT	6-2	310	4/8/95	30	10	Nebraska	Kansas City, Mo.	FA - '25
95 Garrett, Myles	DE	6-4	272	12/29/95	29	9	Texas A&M	Arlington, Texas	D1a - '17
94 Graham, Mason	DT	6-4	315	9/3/03	21	R	Michigan	Mission Viejo, Calif.	D1 - '25
91 Hall, Jr., Mike	DT	6-3	300	6/13/03	22	2	Ohio State	Streetsboro, Ohio	D2 - '24
93 Harris, Shelby	DT	6-2	288	8/11/91	34	12	Illinois State	Milwaukee, Wis.	FA - '23
52 Henry, K.J.	DE	6-4	255	1/27/99	26	3	Clemson	Clemmons, N.C.	W. (Phi.) - '25
63 Holley, Ralph	DT	6-0	285	1/22/99	26	1	Western Michigan	West Bloomfield, Mich.	FA - '25
66 Huntington, Adin	DE	6-1	281	3/18/02	23	R	Tulane	Stafford, Va.	FA - '25
92 Kamara, Sam	DT	6-0	272	12/21/97	27	3	Stony Brook	Carteret, N.J.	FA - '24
57 McGuire, Isalah	DE	6-4	268	7/27/01	24	3	Missouri	Tulsa, Okla.	D4b - '23
53 Okwara, Julian	DE	6-4	250	12/27/97	27	6	Notre Dame	Charlotte, N.C.	UFA (Arz.) - '25
99 Thomas, Cameron	DE	6-4	265	1/7/00	25	4	San Diego State	San Diego, Calif.	W. (K.C.) - '24
90 Tryon-Shoyinka, Joe	DE	6-5	260	4/30/99	26	5	Washington	Seattle, Wash.	UFA (T.B.) - '25
91 Wright, Alex	DE	6-5	267	9/5/00	24	4	UAB	Etba, Ala.	D3b - '22
LINEBACKERS (8)									
17 Baker, Jerome	LB	6-2	232	12/25/96	28	8	Ohio State	Cleveland, Ohio	UFA (Ten.) - '25
30 Bush, Devin	LB	5-11	235	7/18/98	27	7	Michigan	Pembroke Pines, Fla.	UFA (Sea.) - '24
43 Diabate, Mohammed	LB	6-4	225	5/18/01	24	3	Utah	Auburn, Ala.	FA - '23
* 42 Mascarenas-Arnold, Easton	LB	5-11	227	9/13/02	22	R	Southern California	Mission Viejo, Calif.	FA - '25
6 Owsu-Koramoah, Jeremiah	LB	6-2	221	11/4/99	25	5	Notre Dame	Hampton, Va.	D2 - '21
59 Reid, Winston	LB	6-0	225	8/3/99	26	2	Weber State	St. George, Utah	FA - '24
49 Schwesinger, Carson	LB	6-3	242	2/24/03	22	R	UCLA	Moorpark, Calif.	D2a - '25
40 Watson, Nathaniel	LB	6-0	233	9/1/00	24	2	Mississippi State	Maplesville, Ala.	D6 - '24
DEFENSIVE BACKS (20)									
35 Anusiem, Chigozie	CB	6-1	200	11/5/00	24	2	Colorado State	La Habra, Calif.	FA - '24
11 Brown II, Tony	CB	6-0	200	7/13/95	30	8	Alabama	Beaumont, Texas	FA - '24
9 Delpit, Grant	S	6-3	208	9/20/98	26	6	Louisiana State	Houston, Texas	D2 - '20
41 Edmonds, Christopher	S	6-2	210	7/16/01	24	1	Arizona State	Phenix City, Ala.	FA - '24
* 1 Emerson Jr., Martin	CB	6-2	201	9/27/00	24	4	Mississippi State	Pensacola, Fla.	D3a - '22
26 Harden, Myles	CB	5-11	195	12/13/01	23	2	South Dakota	Miami Gardens, Fla.	D7a - '24
3 Hickman, Ronnie	S	6-1	209	10/11/01	23	3	Ohio State	South Orange, N.J.	FA - '23
22 Holmes, Christian	CB	6-1	205	11/14/97	27	3	Oklahoma State	Leland, Mis.	FA - '25
38 Isaac, Kennan	CB	6-3	190	2/17/00	25	2	Alabama State	Norfolk, Ala.	FA - '25
27 James, LaMareon	CB	5-10	193	10/25/00	24	R	Texas Christian	Norfolk, Va.	FA - '25
28 Jenkins, Rayshawyn	S	6-1	220	1/25/94	23	9	Miami (Fla.)	St. Petersburg, Florida	FA - '25
37 Jones, Dom	CB	6-2	192	7/16/00	24	R	Colorado State	Duluth, Ga.	FA - '25
23 Kazez, Demontae	S	5-11	174	6/5/93	32	9	San Diego State	San Bernardino, California	UFA (Pit.) - '25
* 44 Kendall, Anthony	CB	5-10	188	12/17/99	25	2	Baldwin-Wallace	El Paso, Texas	FA - '25
31 McMillon, Donovan	S	6-2	203	6/18/02	22	R	Pittsburgh	McMurray, Pa.	FA - '25
29 Mitchell, Cameron	CB	5-11	191	9/8/01	23	3	Northwestern	Bolingbrook, Ill.	D5b - '23
25 Needham, Nik	S	6-1	196	11/4/96	28	7	UTEP	Long Beach, Calif.	FA - '25
0 Newsome II, Greg	CB	6-0	192	5/18/00	25	5	Northwestern	Chicago, Ill.	D1 - '21
39 Rush, Darius	CB	6-2	198	2/22/00	25	2	South Carolina	Greeleyville, S.C.	FA - '25
21 Ward, Denzel	CB	5-11	190	4/28/97	28	8	Ohio State	Macedonia, Ohio	D1b - '18
SPECIALISTS (5)									
13 Bojorguez, Corey	P	6-0	217	9/13/96	28	8	New Mexico	Bellflower, Calif.	UFA (G.B.) - '22
7 Hopkins, Dustin	K	6-2	210	10/1/90	34	12	Florida State	Austin, Texas	Tr. (LAC) - '23
48 Matiscik, Brent	LS	6-1	230	4/17/00	25	R	Texas Christian	McKinney, Texas	FA - '25
47 Szyt, Andre	K	6-0	200	9/26/98	26	1	Syracuse	Lake Forest, Ill.	FA - '25
50 Sunahara, Rex	LS	6-6	242	10/9/96	28	2	West Virginia	Bay Village, Ohio	FA - '24

\* Denotes player on a reserve list



2025 CLEVELAND BROWNS ROSTER BY EXPERIENCE

Roster Size: 97											
	NQ	NAME	POS	HT	WT	DOB	AGE	EXP	COLLEGE	HOMETOWN	HOW ACQ
18th Year (1)	15	Fiacco, Joe	QB	6-6	245	1/16/85	40	18	Delaware	Audubon, N.J.	UFA (Ind.) - '25
12th Year (4)	75	Bitonio, Joel	G	6-4	320	10/11/91	33	12	Nevada	Long Beach, Calif.	D2 - '14
	93	Harris, Shelby	DT	6-2	288	8/11/91	34	12	Illinois State	Milwaukee, Wis.	FA - '23
	7	Hopkins, Dustin	K	6-2	210	10/1/90	34	12	Florida State	Austin, Texas	Tr. (LAC) - '23
	71	Lucas, Cornelius	T	6-8	327	7/18/91	34	12	Kansas State	New Orleans, La.	UFA (Was.) - '25
10th Year (2)	96	Collins, Malik	DT	6-2	310	4/8/95	30	10	Nebraska	Kansas City, Mo.	FA - '25
	78	Conklin, Jack	T	6-6	308	8/17/94	31	10	Michigan State	Plainwell, Mich.	UFA (Ten.) - '20
9th Year (6)	95	Garrett, Myles	DE	6-4	272	12/29/95	29	9	Texas A&M	Arlington, Texas	D1a - '17
	28	Jenkins, Rayshawn	S	6-1	220	1/25/94	23	9	Miami (Fla.)	St. Petersburg, Florida	FA - '25
	23	Kazez, Damontae	S	5-11	174	6/5/93	32	9	San Diego State	San Bernardino, California	UFA (Pit.) - '25
	85	Njoku, David	TE	6-4	246	7/10/96	29	9	Miami (Fla.)	Cedar Grove, N.J.	D1c - '17
	55	Pocic, Ethan	C	6-6	320	8/5/95	30	9	Louisiana State	Lemont, Ill.	UFA (Sea.) - '22
	4	Watson, Deshaun	QB	6-3	223	9/14/95	29	9	Clemson	Gainesville, Ga.	Tr. (Hou.) - '22
8th Year (6)	17	Baker, Jerome	LB	6-2	232	12/25/96	28	8	Ohio State	Cleveland, Ohio	UFA (Ten.) - '25
	11	Brown II, Tony	CB	6-0	200	7/13/95	30	8	Alabama	Beaumont, Texas	FA - '24
	13	Bojorquez, Corey	P	6-0	217	9/13/96	28	8	New Mexico	Bellflower, Calif.	UFA (G.B.) - '22
	2	Carter, DeAndre	WR	5-8	190	4/10/93	32	8	Sacramento State	San Jose, Calif.	UFA (Chi.) - '25
	77	Teller, Wyatt	G	6-4	315	11/21/94	30	8	Virginia Tech	Beaeton, Va.	Tr. (Buf.) - '19
	21	Ward, Denzel	CB	5-11	190	4/28/97	28	8	Ohio State	Macedonia, Ohio	D1b - '18
7th Year (4)	30	Bush, Devin	LB	5-11	235	7/18/98	27	7	Michigan	Pembroke Pines, Fla.	UFA (Sea.) - '24
	16	Johnson, Dontae	WR	5-10	183	7/5/96	29	7	Toledo	Tampa, Fla.	UFA (Bal.) - '25
	25	Needham, Nik	S	6-1	196	11/4/96	28	7	UTEP	Long Beach, Calif.	FA - '25
	36	Williams, Trayveon	RB	5-8	206	10/18/97	27	7	Texas A&M	Houston, Texas	FA - '25
6th Year (4)	9	Delpit, Grant	S	6-3	208	9/20/98	26	6	Louisiana State	Houston, Texas	D2 - '20
	7	Huntley, Tyler	QB	6-1	205	2/3/98	27	6	Utah	Hallandale Beach, Fla.	FA - '25
	3	Jeudy, Jerry	WR	6-1	195	4/24/99	26	6	Alabama	Deerfield Beach, Fla.	Tr. (Den.) - '24
	53	Okwara, Julian	DE	6-4	250	12/27/97	27	6	Notre Dame	Charlotte, N.C.	UFA (Arz.) - '25
5th Year (4)	74	Jenkins, Teven	G	6-6	321	3/3/98	27	5	Oklahoma State	Topeka, Kan.	UFA (Chi.) - '25
	0	Newsome II, Greg	CB	6-0	192	5/18/00	25	5	Northwestern	Chicago, Ill.	D1 - '21
	* 6	Owusu-Koramoah, Jeremiah	LB	6-2	221	11/4/99	25	5	Notre Dame	Hampton, Va.	D2 - '21
	90	Tryon-Shoyinka, Joe	DE	6-5	260	4/30/99	26	5	Washington	Seattle, Wash.	UFA (T.B.) - '25
4th Year (7)	18	Bell, David	WR	6-1	212	12/14/00	24	4	Purdue	Indianapolis, Ind.	D3c - '22
	* 1	Emerson Jr., Martin	CB	6-2	201	9/27/00	24	4	Mississippi State	Pensacola, Fla.	D3a - '22
	34	Ford, Jerome	RB	5-10	210	9/12/99	25	4	Cincinnati	Tampa, Fla.	D5 - '22
	8	Pickett, Kenny	QB	6-3	220	6/6/98	27	4	Pittsburgh	Oakhurst, N.J.	Tr. (Phi.) - '25
	20	Strong Jr., Pierre	RB	5-11	215	12/10/98	26	4	South Dakota State	Little Rock, Ark.	Tr. (N.E.) - '23
	99	Thomas, Cameron	DE	6-4	265	1/7/00	25	4	San Diego State	San Diego, Calif.	W. (K.C.) - '24
	91	Wright, Alex	DE	6-5	267	9/5/00	24	4	UAB	Elba, Ala.	D3b - '22
3rd Year (12)	68	Barton, Jackson	T	6-7	302	8/8/95	30	3	Utah	Salt Lake City, Utah	FA - '25
	43	Diabate, Mohamoud	LB	6-4	225	5/18/01	24	3	Utah	Auburn, Ala.	FA - '23
	52	Henry, K.J.	DE	6-4	255	1/27/99	26	3	Clemson	Clemmons, N.C.	W. (Phi.) - '25
	33	Hickman, Ronnie	S	6-1	209	10/11/01	23	3	Ohio State	South Orange, N.J.	FA - '23
	22	Holmes, Christian	CB	6-1	205	11/14/97	27	3	Oklahoma State	Leland, Mis.	FA - '25
	79	Jones, Dawand	T	6-8	374	8/6/01	24	3	Ohio State	Indianapolis, Ind.	D4a - '23
	92	Kamara, Sam	DT	6-0	272	12/21/97	27	3	Stony Brook	Carteret, N.J.	FA - '24
	57	McGuire, Isaiah	DE	6-4	268	7/27/01	24	3	Missouri	Tulsa, Okla.	D4b - '23
	29	Mitchell, Cameron	CB	5-11	191	9/8/01	23	3	Northwestern	Bolingbrook, Ill.	D5b - '23
	19	Tillman, Cedric	WR	6-3	215	4/19/00	25	3	Tennessee	Las Vegas, Nev.	D3a - '23
	86	Whiteheart, Blake	TE	6-4	250	3/22/00	25	3	Wake Forest	Winston-Salem, N.C.	FA - '24
	56	Wyppler, Luke	C	6-3	303	5/3/01	24	3	Ohio State	Montvale, N.J.	D6 - '23
	2nd Year (15)	35	Anusiem, Chigozie	CB	6-1	200	11/5/00	24	2	Colorado State	La Habra, Calif.
82		Bates, Brenden	TE	6-5	255	10/16/99	25	2	Kentucky	Cincinnati, Ohio	FA - '24
97		Briggs, Jowon	DT	6-1	313	9/1/01	23	2	Cincinnati	Cincinnati, Ohio	D7b - '24
51		Hali, Jr., Mike	DT	6-3	300	6/13/03	22	2	Ohio State	Streetsboro, Ohio	D2 - '24
26		Harden, Myles	CB	5-11	195	12/13/01	23	2	South Dakota	Miami Gardens, Fla.	D7a - '24
38		Isaac, Kennan	CB	6-3	190	2/17/00	25	2	Alabama State	Midfield, Ala.	FA - '25
* 44		Kendall, Anthony	CB	5-10	188	12/17/99	25	2	Baldwin-Wallace	El Paso, Texas	FA - '25
59		Reid, Winston	LB	6-0	225	8/3/99	26	2	Weber State	St. George, Utah	FA - '24
39		Rush, Darius	CB	6-2	198	2/22/00	25	2	South Carolina	Greeleyville, S.C.	FA - '25
50		Sunahara, Rex	LS	6-6	242	10/9/96	28	2	West Virginia	Bay Village, Ohio	FA - '24
80		Thrash, Jamari	WR	6-0	190	12/19/00	24	2	Louisville	LaGrange, Ga.	D5 - '24
40		Watson, Nathaniel	LB	6-0	233	9/1/00	24	2	Mississippi State	Maplesville, Ala.	D6 - '24
62		Williams, Buckley	C	6-3	300	3/20/00	25	2	Appalachian State	Ringgold, Ga.	FA - '25
74		Zierer, Kilian	T	6-7	312	2/24/00	25	2	Auburn	Munich, Germany	W. (Atl.) - '25
50		Zinter, Zak	G	6-6	310	4/17/01	24	2	Michigan	North Andover, Mass.	D3 - '24
1st Year (10)		87	Cannella, Sal	TE	6-5	242	12/2/96	28	1	Auburn	Schaumburg, Ill.
	67	Cohen, Javion	G	6-4	322	8/8/02	23	1	Miami (Fla.)	Phenix City, Ala.	FA - '25
	81	Cota, Chase	WR	6-4	205	11/9/99	25	1	Oregon	Medford, Ore.	FA - '25
	89	Davis, Kaden	WR	6-1	193	9/25/98	26	1	Northwest Missouri State	Ellsworth, Kansas	FA - '24
	41	Edmonds, Christopher	S	6-2	210	7/16/01	24	1	Arizona State	Phenix City, Ala.	FA - '24
	58	Gutierrez, Sebastian	T	6-5	308	7/6/98	27	1	Minot State	Pasco, Wash.	W. (S.F.) - '25
	63	Holley, Ralph	DT	6-0	285	1/22/99	26	1	Western Michigan	West Bloomfield, Mich.	FA - '25
	47	Szmyt, Andre	K	6-0	200	9/26/98	26	1	Syracuse	Lake Forest, Ill.	FA - '25
	35	Taua, Toa	RB	5-9	215	2/15/00	25	1	Nevada	Lompoc, Calif.	FA - '25
	69	Thompson, Lorenzo	T	6-6	305	6/21/00	25	1	Rhode Island	Syracuse, N.Y.	FA - '25
	Rookie (23)	5	Gabriel, Dillon	QB	5-11	205	12/28/00	24	R	Oregon	Miliani, Hawai'i
94		Graham, Mason	DT	6-4	315	9/3/03	21	R	Michigan	Mission Viejo, Calif.	D1 - '25
66		Huntington, Adin	DE	6-1	281	3/18/02	23	R	Tulane	Stafford, Va.	FA - '25
72		Ivey, Jason	T	6-5	300	6/15/01	24	R	North Carolina A&T	Charlotte, N.C.	FA - '25
* 37		Floriea, Luke	WR	5-8	179	10/23/01	23	R	Kent State	Mentor, Ohio	FA - '25
27		James, LaMareon	CB	5-10	193	10/25/00	24	R	Texas Christian	Norfolk, Va.	FA - '25
83		Johnson, Kisean	WR	6-1	216	1/28/02	23	R	Western Kentucky	Birmingham, Ala.	FA - '25
3		Jones, Dom	CB	6-2	192	7/16/00	25	R	Colorado State	Duluth, Ga.	FA - '25
10		Judkins, Quinshon	RB	6-0	221	10/29/03	21	R	Ohio State	Pike Road, Ala.	D2b - '25
84		Larvadain, Gage	WR	5-8	171	1/3/03	22	R	South Carolina	Donaldsonville, La.	FA - '25
39		Marshall, Ahmani	RB	6-1	225	3/21/02	23	R	Appalachian State	Winston-Salem, N.C.	FA - '25
42		Mascarenas-Arnold, Easton	LB	5-11	227	9/13/02	22	R	Southern California	Mission Viejo, Calif.	FA - '25
48		Matiskis, Brent	LS	6-1	230	4/17/00	25	R	Texas Christian	McKinney, Texas	FA - '25
31		McDonald, Cade	WR	5-10	196	5/7/01	24	R	Miami (Ohio)	Naperville, Ill.	FA - '25
* 62		McMillon, Donovan	S	6-2	203	6/18/02	23	R	Pittsburgh	McMurray, Pa.	FA - '25
62		Osborne, Justin	C	6-4	307	11/25/00	24	R	Southern Methodist	Flower Mound, Texas	FA - '25
49		Schwesinger, Carson	LB	6-3	242	2/24/03	22	R	UCLA	Moorpark, Calif.	D2a - '25
88		Fannin, Jr., Harold	TE	6-4	241	7/20/04	21	R	Bowling Green	Canton, Ohio	D3a - '25
22		Sampson, Dylan	RB	5-8	200	9/14/04	20	R	Tennessee	Baton Rouge, La.	D4 - '25
12		Sanders, Shedeur	QB	6-2	212	2/7/02	23	R	Colorado	Dallas, Texas	D5 - '25
65		Tinsley, Dartanyan	G	6-3	340	3/21/01	24	R	Cincinnati	Owensboro, Ky.	FA - '25
44		Van Vooren, Mitch	TE	6-5	242	1/13/01	24	R	St. Norbert	Peshigo, Wis.	FA - '25

\* Denotes player on a reserve list

**Roster breakdown:**  
29 draft picks (1st round picks, 6 2nd round picks, 7 3rd round picks, 3 4th round picks, 2 5th round picks, 2 6th round picks, 2 7th round picks), 58 free agents (13 unrestricted free agents, 17 undrafted free agents, 28 street free agents), 6 via trade, 4 via waivers.

[illegible]

\* Denotes player on a reserve list

**Roster breakdown:**

**ROSTER: 2nd Round:**  
29 draft picks (5 first round picks, 6 2nd round picks, 7 3rd round picks, 3 4th round picks, 4 5th round picks, 2 6th round picks, 2 7th round picks).

29 draft picks (3 first round picks, 6 2nd round picks, 7 3rd round picks, 34th round picks, 4 5th round picks), 10 restricted free agents, 18 undrafted free agents, 28 street free agents).

6 via trade.

6 via trade.  
4 via waivers.

2025 CLEVELAND BROWNS UNOFFICIAL DEPTH CHART  
As of Aug. 11, 2025

OFFENSE

WR	3 Jerry Jeudy	16 Diontae Johnson	<u>84 Gage Larvadain</u>	<u>83 Kisean Johnson</u>		
LT	79 Dawand Jones	71 Cornelius Lucas	<u>72 Jason Ivey</u>	58 Sebastian Gutierrez		
LG	75 Joel Bitonio	74 Teven Jenkins	69 Lorenzo Thompson	<u>65 Dartanyan Tinsley</u>		
C	55 Ethan Pocic	56 Luke Wypler	62 Bucky Williams			
RG	77 Wyatt Teller	70 Zak Zinter	67 Javion Cohen			
RT	78 Jack Conklin	68 Jackson Barton	54 Kilian Zierer			
TE	85 David Njoku	<u>88 Harold Fannin Jr.</u>	86 Blake Whiteheart	82 Brenden Bates	87 Sai Cannella	<u>44 Mitch Van Vooren</u>
QB	15 Joe Flacco	8 Kenny Pickett	<u>5 Dillon Gabriel</u>	<u>12 Shedeur Sanders</u>	7 Tyler Huntley	(4 Deshaun Watson)
RB	34 Jerome Ford	<u>22 Dylan Sampson</u>	20 Pierre Strong Jr.	<u>39 Ahmani Marshall</u>	35 Toa Taua	36 Trayveon Williams
WR	80 Jamari Thrash	2 DeAndre Carter	<u>37 Luke Florea</u>	81 Chase Cota		
WR	19 Cedric Tillman	89 Kaden Davis	<u>31 Cade McDonald</u>	(18 David Bell)		

DEFENSE

DE	95 Myles Garrett	90 Joe Tryon-Shoyinka	99 Cameron Thomas			
DT	96 Maliek Collins	93 Shelby Harris	97 Jowon Briggs	63 Ralph Holley		
DT	<u>94 Mason Graham</u>	92 Sam Kamara	<u>66 Adin Huntington</u>	(51 Mike Hall Jr.)		
DE	91 Alex Wright	57 Isaiah McGuire	53 Julian Okwara	52 K.J. Henry		
LB	43 Mohamoud Diabate	17 Jerome Baker	<u>42 Easton Mescarenas-Arnold</u>			
LB	<u>49 Carson Schwesinger</u>	40 Nathaniel Watson				
LB	30 Devin Bush	59 Winston Reid				
CB	0 Greg Newsome II	26 Myles Harden	35 Chigozie Anusiem	<u>37 Dom Jones</u>	38 Keenan Isaac	22 Christian Holmes
CB	21 Denzel Ward	29 Cameron Mitchell	11 Tony Brown II	( <u>27 LaMarson James</u> )	39 Darius Rush	
S	9 Grant Delpit	28 Rayshawn Jenkins	41 Christopher Edmonds	<u>31 Donovan McMillon</u>		
S	33 Ronnie Hickman	23 Damontae Kazee	25 Nik Needham			

SPECIAL TEAMS

P	13 Corey Bojorquez	
K	7 Dustin Hopkins	47 Andre Szmyt
H	13 Corey Bojorquez	
KR	2 DeAndre Carter	
PR	2 DeAndre Carter	
LS	50 Rex Sunahara	<u>48 Brent Matiscik</u>

Rookies are underlined  
Injured players are in [brackets]

PRONUNCIATION GUIDE

CHIGOZIE ANUSIEM	CHIH-go-zay uh-NOO-see-uhm	Easton <u>MASCARENAS</u> -Arnold	MAH-skuh-RAH-nyuhs
Joel BITONIO	buh-TONE-ee-oh	Brent <u>MATISCIK</u>	MAH-tis-ick
Corey <u>BOJORQUEZ</u>	boh-HOR-kez	David <u>NJOKU</u>	nuh-JOE-koo
<u>JOWON</u> Briggs	JOE-whan	Julian <u>OKWARA</u>	oh-KWOR-ah
<u>JAVION</u> Cohen	JAY-viy-ahn	Ethan <u>POCIC</u>	POH-sick
<u>MALIEK</u> Collins	muh-LEEK	<u>SHEDEUR</u> Sanders	sha-DOOR
<u>MOHAMOUD DIABATE</u>	mah-MOOD dee-ah-BAH-tay	Joe <u>TRYON-SHOYINKA</u>	show-YEEN-kuh
<u>ADIN</u> Huntington	AY-din	Rex <u>SUNAHARA</u>	soon-uh-HAR-uh
<u>LAMAREON</u> James	luh-MAR-ee-on	Andre Szmyt	sch-MITT
Jerry <u>JEUDY</u>	JUDY	Carson <u>SCHWESINGER</u>	SWESS-in-jurr
<u>KISEAN</u> Johnson	KEY-shawn	<u>JAMARI</u> Thrash	juh-MAR-ee
DAMONTAE KAZEE	duh-MON-tay KAY-zee	<u>DARTANYAN TINSLEY</u>	Dar-TAN-yan TINS-lee
Gage <u>LARVADAIN</u>	LAR-vuh-dan	<u>TOA TUAU</u>	TOE-uh TAU-uh
<u>AHMANI</u> Marshall	uh-MAH-nee	Kilian <u>ZIERER</u>	ZEER-rer



# 2025 TRANSACTIONS

## JANUARY

- 6 Signed G Javion Cohen to the Reserve/Future list.  
Signed S Trey Dean to the Reserve/Future list.  
Signed DE Marcus Haynes to the Reserve/Future list.  
Signed T Roy Mbaeteka to the Reserve/Future list.  
Signed TE Tre' McKitty to the Reserve/Future list.  
Signed T Julian Pearl to the Reserve/Future list.  
Signed DE Elerson Smith to the Reserve/Future list.  
Signed K Andre Szymt to the Reserve/Future list.  
Signed T Lorenzo Thompson to the Reserve/Future list.
- 8 Named Mike Bloomgren offensive line coach.
- 14 Signed G Brady Latham to the Reserve/Future list.  
Signed DT Ralph Holley to the Reserve/Future list.
- 15 Named Tommy Rees offensive coordinator.
- 28 Signed FB Troy Hairston to the Reserve/Future list.

## FEBRUARY

- 14 Named Christian Jones tight ends coach.  
Named Sanders Davis offensive assistant - offensive line.  
Named Kyle Hoke assistant special teams coach.  
Named Adam Morris assistant defensive line coach.  
Named Ben Wilkerson assistant offensive line coach.
- 24 Terminated the contract of LS Charley Hughlett.  
Signed CB Anthony Kendall.

## MARCH

- 4 Tendered exclusive rights free agent LB Winston Reid.  
Tendered exclusive rights free agent TE Blake Whiteheart.
- 12 Traded QB Dorian Thompson-Robinson and 2025 5th round pick to Philadelphia for QB Kenny Pickett.  
Agreed to terms with LB Devin Bush.  
Agreed to terms with unrestricted free agent T Cornelius Lucas.  
Agreed to terms with unrestricted free agent DE Joe Tryon-Shoyinka.  
Terminated contract of S Juan Thornhill with post June 1 designation.  
Terminated contract of DT Dalvin Tomlinson with post June 1 designation.
- 13 Agreed to terms with DT Maliek Collins.
- 20 Re-signed CB Tony Brown II.  
Signed unrestricted free agent G Teven Jenkins.
- 23 Signed unrestricted free agent LB Jerome Baker.

## APRIL

- 1 Signed unrestricted free agent WR DeAndre Carter.
- 7 Signed exclusive rights free agent TE Blake Whiteheart.
- 8 Signed exclusive rights free agent LB Winston Reid.
- 11 Agreed to terms with QB Joe Flacco.

- 14 Signed unrestricted free agent DE Julian Okwara.
- 21 Signed CB Nik Needham.
- 24 Traded 2025 6th, 6th and 7th round picks to Houston for 2025 5th and 2027 5th round picks.  
Traded 2025 1st, 4th and 6th round picks to Jacksonville for 2025 1st, 2025 2nd, 2025 4th and 2026 1st round picks.  
Drafted DT Mason Graham with the 5th overall pick.
- 25 Drafted LB Carson Schwesinger with the 33rd overall pick.  
Drafted RB Quinshon Judkins with the 36th overall pick.  
Drafted TE Harold Fannin Jr. with the 67th overall pick.  
Drafted QB Dillon Gabriel with the 94th overall pick.
- 26 Drafted RB Dylan Sampson with the 126th overall pick.  
Traded 2025 5th and 6th round picks to Seattle for 2025 5th round pick.  
Drafted QB Shedeur Sanders with the 144th overall pick.

## MAY

- 5 Signed unrestricted free agent WR Diontae Johnson.
- 9 Signed RB Dylan Sampson.
- 10 Signed LB Carson Schwesinger.  
Signed DE Adin Huntington.  
Signed T Jason Ivey.  
Signed CB LaMareon James.  
Signed CB Dom Jones.  
Signed WR Gage Larvadain.  
Signed RB Ahmani Marshall.  
Signed LB Easton Mascarenas-Arnold.  
Signed LS Brent Maticisk.  
Signed S Donovan McMillon.  
Signed C Justin Osborne.  
Signed WR Ja'seem Reed.  
Signed G DartanyanTinsley.  
Signed FB Eli Wilson.
- 12 Placed LB Jeremiah Owusu-Koramoah on Reserve/PUP.  
Signed S Rayshawn Jenkins.  
Signed S Damontae Kazez.  
Signed WR Luke Floriea.  
Signed WR Kisean Johnson.  
Signed WR Cade McDonald.  
Waived S Trey Dean.  
Waived DE Marcus Haynes.  
Waived WR Ja'Seem Reed with an injury designation.  
Waived FB Eli Wilson.
- 16 Signed TE Harold Fannin Jr.
- 19 Signed QB Shedeur Sanders.
- 27 Signed DT Mason Graham.

## JUNE

- 4 Signed QB Dillon Gabriel.  
Signed WR Jaelen Gill.

- 9 Waived K Andre Szmyt.  
Signed T Jackson Barton.  
Waived C Justin Osborne with an injury designation.
- 17 Waived WR Ja'Seem Reed from injured reserve.
- 19 Signed TE Sal Cannella.  
Waived TE Tre' McKitty.
- 26 Signed K Andre Szmyt.  
Terminated the contract of DE Ogbo Okoronkwo.

JULY

- 16 Placed DE Elerson Smith on reserve/retired.
- 22 Waived WR Jaelen Gill with a non-football injury.  
Placed WR David Bell on active/NFI.  
Placed DT Mike Hall Jr. on active/PUP.  
Placed QB Deshaun Watson on active/PUP.
- 23 Claimed DE K.J. Henry via waivers from Philadelphia.
- 25 Signed WR Winston Wright.  
Placed LB Jordan Hicks on reserve/retired.
- 28 Signed RB Toa Tava.
- 29 Signed C Bucky Williams.  
Waived C Brady Latham.
- 30 Placed CB Martin Emerson Jr. on injured reserve.  
Waived WR Michael Woods II with an injury designation.

AUGUST

- 1 Signed WR Chase Cota.  
Signed CB Keenan Isaac.  
Claimed T Sebastian Gutierrez via waivers from San Fransisco.
- 3 Claimed T Kilian Zierer via waivers from Atlanta.  
Waived FB Troy Hairston.  
Waived WR Winston Wright.
- 4 Signed TE Mitch Van Vooren.  
Signed RB Trayveon Williams.  
Waived T Julian Pearl.
- 5 Signed QB Tyler Huntley.  
Waived CB Anthony Kendall with an injury designation.  
Waived WR Michael Woods II from injured reserve.
- 11 Signed CB Christian Holmes.  
Signed CB Darius Rush.  
Waived WR Luke Floriea with an injury designation.  
Waived T Roy Mbaeteka.  
Designated T Kilian Zierer as the club's international player.

# THE LAST TIME IN THE REGULAR SEASON

## PUNT RETURNED FOR A TD

By Browns  
Donovan Peoples-Jones, 76 yards (12/4/22 at HOU)

By Opponent  
**KaVontae Turpin, 60 yards (9/8/24 vs. DAL)**

## KICKOFF RETURNED FOR A TD

By Browns  
Joshua Cribbs, 100 yards & 103 yards (12/20/09 at KC)

By Opponent  
**Charlie Jones, 100 yards (10/20/24 vs. CIN)**

## INTERCEPTION RETURNED FOR A TD

By Browns  
Ronnie Hickman, 30 yards (12/28/23 vs. NYJ)

By Opponent  
**Nik Bonitto, 71 yards (12/2/24 at DEN),  
Ja'Quan McMillian, 44 yards (12/2/24 at DEN)**

## TWO INTERCEPTIONS IN SAME GAME

By Browns  
MJ Emerson (12/10/23 vs. JAX)

By Opponent  
Rasul Douglas (12/25/21 at GB)

## THREE INTERCEPTIONS IN SAME GAME

By Browns  
Anthony Henry (11/18/01 at BAL)

By Opponent  
Kevin Byard (10/22/17 vs. TEN)

## FUMBLE RETURNED FOR A TD

By Browns  
**Rodney McLeod Jr. (9/29/24 at LV)**

By Opponent  
TJ Watt (9/18/23 at PIT)

## PUNT BLOCK RETURNED FOR A TD

By Browns  
Andre King, 28 yards (11/30/03 at SEA)

By Opponent  
Anthony Chickillo, 16 yards (9/10/17 vs. PIT)

## PUNT BLOCKED

By Browns  
Marlon Moore (11/5/15 at CIN)

By Opponent  
Davis Moore (10/13/19 vs. SEA)

## SHUTOUT SCORED

By Browns  
at Cleveland 27, Arizona 0 (11/5/23)

By Opponent  
vs. Cincinnati 30, Cleveland 0 (12/14/14)

## PAT BLOCKED

By Browns  
Sheldon Richardson (12/27/20 at NYJ)

By Opponent  
Levi Onwuzurike (11/21/21 vs. DET)

## TWO-POINT CONVERSION

By Browns  
**Jameis Winston-Jerry Jeudy pass (12/2/24 at DEN)**

By Opponent  
Kenny Pickett-Diontae Johnson pass (1/8/22 at PIT)

## FIELD GOAL BLOCKED

By Browns  
**Myles Garrett (10/13/24 at PHI)**

By Opponent  
**Teair Tart (11/3/24 vs. LAC)**

## FIELD GOAL BLOCKED RETURNED FOR TD

By Browns  
**Rodney McLeod, 50 yards (10/13/24 at PHI)**

By Opponent  
Will Hill III, 62 yards (11/30/15 vs. BAL)

## SAFETY SCORED

By Browns  
**Trevor Lawrence sacked in the end zone by Alex Wright (9/15/24 vs. JAX)**

By Opponent  
Joe Flacco sacked in the end zone by K. Turner and A. Donald (12/3/23 at LAR)

## 100 YARDS RUSHING

By Browns  
Jerome Ford, 107 yards (11/12/23 at BAL)

By Opponent  
**Derrick Henry, 138 yards (1/4/25 at BAL)**

## 100 YARDS RUSHING IN A HALF

By Browns  
Nick Chubb, 104 yards in second half (11/29/20 at JAX)

By Opponent  
**Derrick Henry, 130 yards in second half (1/4/25 at BAL)**



## 200 YARDS RUSHING

By Browns  
Jerome Harrison, 286 yards (12/20/09 at KC)

By Opponent  
Ahmad Bradshaw, 200 yards (10/7/12 at NYG)

## BACK-TO-BACK 100-YARD RUSHING GAMES

By Browns  
Nick Chubb, 113 yards (9/22/22 vs. PIT),  
Nick Chubb, 118 yards (10/2/22 at ATL),  
Nick Chubb, 134 yards (10/9/22 vs. LAC).

By Opponent  
Rhamondre Stevenson, 100 (11/14/21 at NE),  
D'Andre Swift, 136 (11/21/21 vs. DET)

## TWO 100-YARD RUSHERS IN SAME GAME

By Browns  
Nick Chubb (126) & Kareem Hunt (104) (11/15/20 vs. HOU)

By Opponent  
Arian Foster (124) & Ben Tate (115) (11/6/11 at HOU)

## TWO RUSHING TOUCHDOWNS

By Browns  
Nick Chubb (11/21/24 vs. PIT)

By Opponent  
Derrick Henry (1/4/25 at BAL)

## THREE RUSHING TOUCHDOWNS

By Browns  
Nick Chubb (9/18/22 vs. NYJ)

By Opponent  
Taysom Hill (11/17/24 at NO)

## FOUR RUSHING TOUCHDOWNS

By Browns  
Jamal Lewis (11/4/07 vs. SEA)

By Opponent  
Kenyan Drake (12/15/19 at ARI)

## SUCCESSFUL ONSIDE KICK

By Browns  
October 16, 2016 (at TEN)

By Opponent  
September 18, 2022 (vs. NYJ)

## OT GAME WON

By Browns  
Cleveland 23 vs. Tampa Bay 17 (11/27/22 vs. TB)

By Opponent  
Tampa Bay 26 vs. Cleveland 23 (10/21/18)

## 300 YARDS PASSING

By Browns  
Jameis Winston, 497 yards (58-34, 4 TD, 3 INT)(12/2/24 at DEN)

By Opponent  
Gardner Minshew II, 305 yards (23-15, 2 TD, 1 INT)(10/22/23 at IND)

## BACK-TO-BACK 300-YARD PASSING GAMES

By Browns  
Joe Flacco, 311 yards (45-26, 3 TD, 1 INT) (12/10/23 vs. JAX),  
Joe Flacco, 374 yards (44-28, 2 TD, 3 INT) (12/17/23 vs. CHI),  
Joe Flacco, 368 yards (42-27, 3 TD, 2 INT)(12/24/23 at HOU),  
Joe Flacco, 309 yards (29-19, 3 TD, 1 INT)(12/28/23 vs. NYJ).

By Opponent  
Matt Ryan, 330 yards (38-52, 2 TD) (11/11/18 vs. ATL),  
Patrick Mahomes, 375 yards (23-32, 3 TD, INT) (11/4/18 vs. KC).

## 400 YARDS PASSING

By Browns  
Jameis Winston, 497 yards (58-34, 4 TD, 3 INT)(12/2/24 at DEN)

By Opponent  
Joe Burrow, 406 yards (35-47, 3 TD, 1 INT) (10/25/20 at CIN)

## 200 YARDS PASSING IN A HALF

By Browns  
Jameis Winston, 245 yards in first half (12/2/24 at DEN)

By Opponent  
Joe Flacco, 208 yards in second half (9/18/22 vs. NYJ)

## THREE TOUCHDOWN PASSES

By Browns  
Jameis Winston (4) (12/2/24 at DEN)

By Opponent  
J. Browning (1/8/24 at CIN)

## FOUR TOUCHDOWN PASSES

By Browns  
Jameis Winston (4) (12/2/24 at DEN)

By Opponent  
Kyler Murray (10/17/21 vs. ARI)

## FIVE TOUCHDOWN PASSES

By Browns  
Baker Mayfield (10/25/20 at CIN)

By Opponent  
Matthew Stafford (11/22/09 at DET)

## SIX TOUCHDOWN PASSES

By Browns  
None

By Opponent  
Carson Palmer (9/16/07 vs. CIN)

# THE LAST TIME IN THE REGULAR SEASON

## 100 YARDS RECEIVING

By Browns  
Jerry Jeudy, 108 yards (12/15/24 vs. KC).

By Opponent  
T. Hill, 105 yards (12/29/24 vs. MIA)

## 100 YARDS RECEIVING IN A HALF

By Browns  
Jerry Jeudy, 138 yards in second half (12/2/24 at DEN)

By Opponent  
Mark Andrews, 107 yards in second half (12/12/21 vs. BAL)

## TWO 100-YARD RECEIVERS IN SAME GAME

By Browns  
Elijah Moore (111) & Jerry Jeudy (235) (12/2/24 at DEN)

By Opponent  
Cameron Sutton (102) & Marvin Mims (105) (12/2/24 at DEN)

## BACK-TO-BACK 100-YARD RECEIVING GAMES

By Browns  
Amari Cooper, 101 yards (9/18/22 vs. NYJ),  
Amari Cooper, 101 yards (9/22/22 vs. PIT)

By Opponent  
Terry McLaurin, 112 yards (10/7/24 at WAS),  
A.J. Brown, 116 yards (10/13/24 at PHI)

## 200 YARDS RECEIVING

By Browns  
Jerry Jeudy, 235 yards (12/2/24 at DEN)

By Opponent  
Terrell Owens, 222 yards (10/3/10 vs. CIN)

## TWO RECEIVING TOUCHDOWNS

By Browns  
David Njoku (12/2/24 at DEN)

By Opponent  
Malik Nabers (9/22/24 vs. NYG)

## THREE RECEIVING TOUCHDOWNS

By Browns  
Jordan Cameron (9/22/13 at MIN)

By Opponent  
Martellus Bennett (10/9/16 vs. NE)

## 500 YARDS TOTAL OFFENSE

By Browns  
552 yards (12/2/24 at DEN)

By Opponent  
503 yards (10/25/20 at CIN)

## TWO SACKS

By Browns  
Myles Garrett, (12/29/24 vs. MIA)

By Opponent  
George Karlaftis (12/15/24 vs. KC)

## THREE SACKS

By Browns  
Myles Garrett, 3.0 (11/21/24 vs. PIT)

By Opponent  
T.J. Watt, 4.0 (1/3/22 at PIT)

## FOUR SACKS

By Browns  
Myles Garrett, 4.5 (9/26/21 vs. CHI)

By Opponent  
T.J. Watt, 4.0 (1/3/22 at PIT)

## FOUR FIELD GOALS

By Browns  
Dustin Hopkins (11/12/23 at BAL)

By Opponent  
Brandon Aubrey (9/8/24 vs. DAL)

## FIVE FIELD GOALS

By Browns  
Phil Dawson (11/4/12 vs. BAL)

By Opponent  
Tyler Bass (6) (11/20/22 at BUF)

## SIX FIELD GOALS

By Browns  
Phil Dawson (11/5/06 at SD)

By Opponent  
Tyler Bass (11/20/22 at BUF)

Cleveland Browns / Week 2 / Through Friday, August 8, 2025 / Pre Season

Won 1, Lost 0

8/8/2025	W	30 - 10	at Carolina Panthers					
			Cleveland			Opponent		
Total First Downs			20			13		
Rushing			11			1		
Passing			8			11		
Penalty			1			1		
3rd Down: Made/Att			6/15			3/12		
3rd Down Pct.			40.0%			25.0%		
4th Down: Made/Att			1/2			0/1		
4th Down Pct.			50.0%			0.0%		
Possession Avg.			34:28			25:32		
Total Net Yards			308			251		
Avg. Per Game			308.0			251.0		
Total Plays			66			53		
Avg. Per Play			4.7			4.7		
Net Yards Rushing			125			40		
Avg. Per Game			125.0			40.0		
Total Rushes			32			14		
Net Yards Passing			183			211		
Avg. Per Game			183.0			211.0		
Sacked/Yards Lost			3/6			4/27		
Gross Yards			189			238		
Attempts/Completions			31/20			35/23		
Completion Pct.			64.5%			65.7%		
Had Intercepted			0			1		
Punts/Average			5/51.0			7/50.7		
Net Punting Avg.			47.6			41.7		
Penalties/Yards			6/34			6/60		
Fumbles/Ball Lost			1/0			1/1		
Touchdowns			4			1		
Rushing			1			0		
Passing			3			1		
Returns			0			0		
Score By Periods			Q1	Q2	Q3	Q4	OT	Pts
Team			0	14	7	9	0	30
Opponents			7	0	0	3	0	10
Scoring	TD	Ru	Pa	Rt	PAT	FG	2Pt	Pts
K.Davis	2	0	2	0	0/0	0/0	0	12
D.Hopkins	0	0	0	0	3/4	1/1	0	6
G.Larvadain	1	1	0	0	0/0	0/0	0	6
C.McDonald	1	0	1	0	0/0	0/0	0	6
Team	4	1	3	0	3/4	1/1	0	30
Opponents	1	0	1	0	1/1	1/1	0	10
2-Pt. Conversions: Team 0/0, Opponents: 0/0								
Sacks: J.Okware 2.0, A.Huntington 1.0, A.Wright 1.0 Team: 4.0, Opponents: 3.0								

Rushing		No.	Yds	Avg	Long	TD		
A.Marshall		8	32	4.0	11	0		
T.Taua		5	30	6.0	12	0		
T.Williams		5	26	5.2	13	0		
S.Sanders		4	19	4.8	10	0		
T.Huntley		6	10	1.7	9	0		
D.Sampson		2	6	3.0	5	0		
G.Larvadain		1	4	4.0	4t	1		
K.Davis		1	-2	-2.0	-2	0		
Team		32	125	3.9	13	1		
Opponents		14	40	2.9	19	0		
Receiving		No.	Yds	Avg	Long	TD		
S.Cannella		3	32	10.7	19	0		
K.Davis		3	23	7.7	12t	2		
B.Bates		2	30	15.0	25	0		
G.Larvadain		2	23	11.5	19	0		
T.Williams		2	17	8.5	15	0		
T.Taua		2	16	8.0	9	0		
C.McDonald		2	11	5.5	6t	1		
J.Thrash		2	9	4.5	11	0		
L.Floria		1	30	30.0	30	0		
A.Marshall		1	-2	-2.0	-2	0		
C.Cota		0	0	0.0	0	0		
D.Johnson		0	0	0.0	0	0		
K.Johnson		0	0	0.0	0	0		
D.Sampson		0	0	0.0	0	0		
Team		20	189	9.5	30	3		
Opponents		23	238	10.3	30	1		
Interceptions		No.	Yds	Avg	Long	TD		
N.Needham		1	0	0.0	0	0		
Team		1	0	0.0	0	0		
Punting	No	Yds	Avg	Net	TB	In	Lg	B
C.Bojorquez	5	255	51.0	47.6	0	2	62	0
Team	5	255	51.0	47.6	0	2	62	0
Opponents	7	355	50.7	41.7	0	3	59	0
Punt Returns		Ret	FC	Yds	Avg	Long	TD	
G.Larvadain		2	1	38	19.0	30	0	
L.Floria		2	0	9	4.5	5	0	
K.Davis		1	0	16	16.0	16	0	
Team		5	1	63	12.6	30	0	
Opponents		5	0	17	3.4	8	0	
Kickoff Returns		No.	Yds	Avg	Long	TD		
L.Floria		1	25	25.0	25	0		
K.Davis		1	15	15.0	15	0		
T.Williams		1	13	13.0	13	0		
Team		3	53	17.7	25	0		
Opponents		5	81	16.2	20	0		
Field Goals	1-19	20-29	30-39	40-49	50+			
D.Hopkins	0/0	1/1	0/0	0/0	0/0			
Team	0/0	1/1	0/0	0/0	0/0			
Opponents	0/0	0/0	1/1	0/0	0/0			

Fumbles Lost: **Total: 0**  
Opponent Fumble Recoveries: N.Watson 1 **Total: 1**

<b>Passing</b>	<b>Att</b>	<b>Cmp</b>	<b>Yds</b>	<b>Cmp%</b>	<b>Yds/Att</b>	<b>TD</b>	<b>TD%</b>	<b>Int</b>	<b>Int%</b>	<b>Long</b>	<b>Sack</b>	<b>Lost</b>	<b>Rating</b>
S.Sanders	23	14	138	60.9%	6.0	2	8.7%	0	0.0%	30	2/	6	106.8
T.Huntley	8	6	51	75.0%	6.4	1	12.5%	0	0.0%	19	1/	0	130.7
<b>Team</b>	<b>31</b>	<b>20</b>	<b>189</b>	<b>64.5%</b>	<b>6.1</b>	<b>3</b>	<b>9.7%</b>	<b>0</b>	<b>0.0%</b>	<b>30</b>	<b>3/</b>	<b>6</b>	<b>113.5</b>
<b>Opponents</b>	<b>35</b>	<b>23</b>	<b>238</b>	<b>65.7%</b>	<b>6.8</b>	<b>1</b>	<b>2.9%</b>	<b>1</b>	<b>2.9%</b>	<b>30</b>	<b>4/</b>	<b>27</b>	<b>82.8</b>



DEFENSIVE STATISTICS

PLAYER	TOTAL	TACKLES		SK	YDS	INTERCEPTIONS			TD	PD	FUMBLES		YDS
		SOLO	ASST			NO	YDS	LG			FF	FR	
Carson Schwesinger	6	4	2	0	0	0	0	0	0	0	0	0	0
Chris Edmonds	4	3	1	0	0	0	0	0	0	1	0	0	0
Nathaniel Watson	4	2	2	0	0	0	0	0	0	0	0	0	0
Winston Reid	4	2	2	0	0	0	0	0	0	0	0	0	0
Chigozie Anusiem	3	3	0	0	0	0	0	0	0	0	0	0	0
Easton Mascarenas-Arnold	3	2	1	0	0	0	0	0	0	0	0	0	0
Donovan McMillon	3	1	2	0	0	0	0	0	0	1	0	0	0
Tony Brown	3	1	2	0	0	0	0	0	0	1	0	0	0
Julian Okwara	2	2	0	2	19	0	0	0	0	0	0	0	0
LaMareon James	2	2	0	0	0	0	0	0	0	0	0	0	0
Adin Huntington	2	1	1	1	7	0	0	0	0	0	0	0	0
Alex Wright	2	1	1	1	1	0	0	0	0	0	0	0	0
Myles Harden	2	1	1	0	0	0	0	0	0	0	0	0	0
Dom Jones	2	0	2	0	0	0	0	0	0	1	0	0	0
KJ Henry	1	1	0	0	0	0	0	0	0	0	0	0	0
Keenan Isaac	1	1	0	0	0	0	0	0	0	0	0	0	0
Jerome Baker	1	1	0	0	0	0	0	0	0	0	0	0	0
Cameron Thomas	1	1	0	0	0	0	0	0	0	0	0	0	0
Sam Kamara	1	0	1	0	0	0	0	0	0	0	0	0	0
Ralph Holley	1	0	1	0	0	0	0	0	0	0	0	0	0
Mason Graham	1	0	1	0	0	0	0	0	0	0	0	0	0
Jowon Briggs	1	0	1	0	0	0	0	0	0	0	0	0	0
Nik Needham	0	0	0	0	0	1	0	0	0	1	0	0	0
Totals	50	29	21	4	27	1	0	0	0	5	0	0	0

SPECIAL TEAMS STATISTICS

PLAYER	TOTAL	SOLO	ASST	FF	FR	BLK
Nathaniel Watson	0	0	0	0	1	0
Easton Mascarenas-Arnold	1	0	1	0	0	0
LaMareon James	1	1	0	0	0	0
Adin Huntington	4	4	0	0	0	0
Myles Harden	1	0	1	0	0	0
Dom Jones	1	0	1	0	0	0
KJ Henry	1	1	0	0	0	0
Cade McDonald	1	1	0	0	0	0
Rex Sunahara	1	0	1	0	0	0
Trayveon Williams	1	0	1	0	0	0
Luke Floriea	0	0	0	0	1	0
Totals	12	7	5	0	2	0

MISCELLANEOUS STATISTICS

PLAYER	TKL	FF	FR
Totals	0	0	0

DEFENSIVE/SPECIAL TEAMS SCORING STATISTICS

PLAYER	INT	FUM	KOR	PR
Totals	0	0	0	0

Cleveland Browns / Week 18 / Through Saturday, January 4, 2025 / Regular Season

Won 3, Lost 14

9/8/2024	L	17 - 33	Dallas Cowboys
9/15/2024	W	18 - 13	at Jacksonville Jaguars
9/22/2024	L	15 - 21	New York Giants
9/29/2024	L	16 - 20	at Las Vegas Raiders
10/6/2024	L	13 - 34	at Washington Commanders
10/13/2024	L	16 - 20	at Philadelphia Eagles
10/20/2024	L	14 - 21	Cincinnati Bengals
10/27/2024	W	29 - 24	Baltimore Ravens
11/3/2024	L	10 - 27	Los Angeles Chargers
11/17/2024	L	14 - 35	at New Orleans Saints
11/21/2024	W	24 - 19	Pittsburgh Steelers
12/2/2024	L	32 - 41	at Denver Broncos
12/8/2024	L	14 - 27	at Pittsburgh Steelers
12/15/2024	L	7 - 21	Kansas City Chiefs
12/22/2024	L	6 - 24	at Cincinnati Bengals
12/29/2024	L	3 - 20	Miami Dolphins
1/4/2025	L	10 - 35	at Baltimore Ravens

Total First Downs				303		303			
Rushing				93		108			
Passing				180		176			
Penalty				30		19			
3rd Down: Made/Att				70/237		81/224			
3rd Down Pct.				29.5%		36.2%			
4th Down: Made/Att				24/44		8/18			
4th Down Pct.				54.5%		44.4%			
Possession Avg.				30:13		29:47			
Total Net Yards				5114		5816			
Avg. Per Game				300.8		342.1			
Total Plays				1118		1040			
Avg. Per Play				4.6		5.6			
Net Yards Rushing				1608		2205			
Avg. Per Game				94.6		129.7			
Total Rushes				391		488			
Net Yards Passing				3506		3611			
Avg. Per Game				206.2		212.4			
Sacked/Yards Lost				66/373		41/267			
Gross Yards				3879		3878			
Attempts/Completions				661/395		511/316			
Completion Pct.				59.8%		61.8%			
Had Intercepted				23		4			
Punts/Average				89/49.3		85/47.8			
Net Punting Avg.				41.8		40.6			
Penalties/Yards				119/915		108/890			
Fumbles/Ball Lost				20/11		16/8			
Touchdowns				29		53			
Rushing				8		22			
Passing				19		26			
Returns				2		5			
Score By Periods				Q1	Q2	Q3	Q4	OT	Pts
Team				50	57	56	95	0	258
Opponents				76	151	109	99	0	435
Scoring	TD	Ru	Pa	Rt	PAT	FG	2Pt	Pts	
D.Hopkins	0	0	0	0	17/20	18/27	0	71	
D.Njoku	5	0	5	0	0/0	0/0	2	34	
J.Jeudy	4	0	4	0	0/0	0/0	2	28	
N.Chubb	4	3	1	0	0/0	0/0	0	24	
C.Tillman	3	0	3	0	0/0	0/0	1	20	
J.Ford	3	3	0	0	0/0	0/0	0	18	
J.Akins	2	0	2	0	0/0	0/0	0	12	
A.Cooper	2	0	2	0	0/0	0/0	0	12	
R.McLeod	2	0	0	2	0/0	0/0	0	12	
E.Moore	1	0	1	0	0/0	0/0	0	6	
D.Watson	1	1	0	0	0/0	0/0	0	6	
B.Whiteheart	1	0	1	0	0/0	0/0	0	6	
J.Winston	1	1	0	0	0/0	0/0	0	6	
A.Wright	0	0	0	0	0/0	0/0	0	2	
R.Patterson	0	0	0	0	1/1	0/0	0	1	
Team	29	8	19	2	18/21	18/27	5	258	
Opponents	53	22	26	5	51/52	22/31	0	435	

2-Pt. Conversions: Team 5/8, Opponents: 0/1  
Sacks: M.Garrett 14.0, Z.Smith 5.0, O.Okoronkwo 3.0, D.Tomlinson 3.0, J.Owusu-Koramoah 3.0, I.McGuire 2.5, J.Hicks 2.0, S.Harris 1.5, G.Delpit 1.0, Q.Jefferson 1.0, C.Thomas 1.0, M.Hall 1.0, A.Wright 1.0, D.Bush 1.0, W.Reid 0.5, M.Hurst 0.5  
**Team: 41.0, Opponents: 66.0**

Rushing		No.	Yds	Avg	Long	TD			
J.Ford		104	565	5.4	66	3			
N.Chubb		102	332	3.3	19	3			
D.Foreman		71	232	3.3	25	0			
D.Watson		31	148	4.8	16	1			
D.Thompson-Robinson		21	122	5.8	34	0			
P.Strong		26	108	4.2	19	0			
J.Winston		25	83	3.3	13	1			
J.Kibodi		5	24	4.8	17	0			
B.Zappe		2	2	1.0	3	0			
E.Moore		1	1	1.0	1	0			
K.Toney		2	-4	-2.0	3	0			
C.Tillman		1	-5	-5.0	-5	0			
Team		391	1608	4.1	66	8			
Opponents		488	2205	4.5	75t	22			
Receiving		No.	Yds	Avg	Long	TD			
J.Jeudy		90	1229	13.7	89t	4			
D.Njoku		64	505	7.9	29	5			
E.Moore		61	538	8.8	44	1			
J.Akins		40	390	9.8	21	2			
J.Ford		37	225	6.1	26	0			
C.Tillman		29	339	11.7	38t	3			
A.Cooper		24	250	10.4	24t	2			
P.Strong		14	104	7.4	21	0			
M.Woods		7	65	9.3	16	0			
D.Foreman		6	54	9.0	16	0			
B.B.Whiteheart		6	51	8.5	29	1			
N.Chubb		5	31	6.2	19	1			
D.Bell		3	27	9.0	12	0			
J.Thrash		3	22	7.3	11	0			
J.Proche		3	21	7.0	14	0			
J.Kibodi		1	15	15.0	15	0			
G.Swaim		1	7	7.0	7	0			
J.Darden		1	6	6.0	6	0			
B.Bates		0	0	0.0	0	0			
K.Toney		0	0	0.0	0	0			
Team		395	3879	9.8	89t	19			
Opponents		316	3878	12.3	93t	26			
Interceptions		No.	Yds	Avg	Long	TD			
D.Ward		2	0	0.0	0	0			
J.Owusu-Koramoah		1	0	0.0	0	0			
G.Newsome		1	-2	-2.0	-2	0			
Team		4	-2	-0.5	0	0			
Opponents		23	374	16.3	71t	3			
Punting		No	Yds	Avg	Net	TB	In	Lg	B
C.Bojorquez		89	4387	49.3	41.8	7	36	84	0
Team		89	4387	49.3	41.8	7	36	84	0
Opponents		85	4060	47.8	40.6	8	26	70	0
Punt Returns		Ret	FC	Yds	Avg	Long	TD		
J.Darden		22	4	234	10.6	28	0		
J.Proche		19	10	172	9.1	18	0		
K.Toney		4	1	44	11.0	19	0		
E.Moore		0	2	0	0.0	0	0		
Team		45	17	450	10.0	28	0		
Opponents		40	17	530	13.3	60t	1		
Kickoff Returns		No.	Yds	Avg	Long	TD			
J.Ford		15	388	25.9	56	0			
P.Strong		11	255	23.2	27	0			
D.Foreman		5	116	23.2	29	0			
J.Darden		4	97	24.3	28	0			
K.Davis		3	107	35.7	40	0			
G.Brightwell		2	36	18.0	24	0			
J.Proche		1	19	19.0	19	0			
Team		41	1018	24.8	56	0			
Opponents		25	700	28.0	100t	1			
Field Goals		1-19	20-29	30-39	40-49	50+			
D.Hopkins		0/0	3/4	6/7	5/8	4/8			
Team		0/0	3/4	6/7	5/8	4/8			
Opponents		0/0	5/6	5/5	6/10	6/10			
Fumbles Lost: D.Watson 3, J.Winston 2, D.Foreman 1, N.Chubb 1, J.Proche 1, K.Toney 1, D.Thompson-Robinson 1, C.Tillman 1									
Total: 11									
Opponent Fumble Recoveries: R.McLeod 1, M.Garrett 1, D.Ward 1, G.Delpit 1, M.Emerson 1, R.Hickman 1, J.Briggs 1, W.Reid 1									
Total: 8									

Fumbles Lost: D.Watson 3, J.Winston 2, D.Foreman 1, N.Chubb 1, J.Proche 1, K.Toney 1, D.Thompson-Robinson 1, C.Tillman 1  
**Total: 11**  
Opponent Fumble Recoveries: R.McLeod 1, M.Garrett 1, D.Ward 1, G.Delpit 1, M.Emerson 1, R.Hickman 1, J.Briggs 1, W.Reid 1  
**Total: 8**

<b>Passing</b>	<b>Att</b>	<b>Cmp</b>	<b>Yds</b>	<b>Cmp%</b>	<b>Yds/Att</b>	<b>TD</b>	<b>TD%</b>	<b>Int</b>	<b>Int%</b>	<b>Long</b>	<b>Sack</b>	<b>Lost</b>	<b>Rating</b>
J.Winston	296	181	2121	61.1%	7.2	13	4.4%	12	4.1%	89t	24/	130	80.6
D.Watson	216	137	1148	63.4%	5.3	5	2.3%	3	1.4%	35	33/	191	79.0
D.Thompson-Robinson	118	61	440	51.7%	3.7	0	0.0%	6	5.1%	29	8/	47	39.5
B.Zappe	31	16	170	51.6%	5.5	1	3.2%	2	6.5%	30	1/	5	51.8
<b>Team</b>	<b>661</b>	<b>395</b>	<b>3879</b>	<b>59.8%</b>	<b>5.9</b>	<b>19</b>	<b>2.9%</b>	<b>23</b>	<b>3.5%</b>	<b>89t</b>	<b>66/</b>	<b>373</b>	<b>71.4</b>
<b>Opponents</b>	<b>511</b>	<b>316</b>	<b>3878</b>	<b>61.8%</b>	<b>7.6</b>	<b>26</b>	<b>5.1%</b>	<b>4</b>	<b>0.8%</b>	<b>93t</b>	<b>41/</b>	<b>267</b>	<b>98.9</b>

DEFENSIVE STATISTICS

PLAYER	TACKLES					INTERCEPTIONS			FUMBLES				YDS
	TOTAL	SOLO	ASST	SK	YDS	NO	YDS	LG	TD	PD	FF	FR	
Grant Delpit	108	66	42	1	9	0	0	0	0	1	0	0	0
Martin Emerson	80	62	18	0	0	0	0	0	0	5	1	1	0
Jordan Hicks	78	40	38	2	7	0	0	0	0	4	0	0	0
Devin Bush	74	44	30	1	2	0	0	0	0	3	0	0	0
Mohamoud Diabate	65	31	34	0	0	0	0	0	0	3	0	0	0
Jeremiah Owusu-Koramoah	60	38	22	3	14	1	0	0	0	3	1	0	0
Denzel Ward	49	41	8	0	0	2	0	0	0	19	1	1	0
Juan Thornhill	49	31	18	0	0	0	0	0	0	3	0	0	0
Myles Garrett	47	40	7	14	92	0	0	0	0	1	3	1	0
Ronnie Hickman	45	26	19	0	0	0	0	0	0	1	0	1	0
Shelby Harris	37	18	19	1.5	9	0	0	0	0	2	1	0	0
Rodney McLeod	36	26	10	0	0	0	0	0	0	5	0	1	25
Isaiah McGuire	34	17	17	2.5	29.5	0	0	0	0	0	3	0	0
Greg Newsome II	27	24	3	0	0	1	0	0	0	5	0	0	0
Dalvin Tomlinson	26	13	13	3.0	24	0	0	0	0	0	0	0	0
Za'Darius Smith	23	15	8	5	29	0	0	0	0	0	0	0	0
Cameron Mitchell	23	16	7	0	0	0	0	0	0	2	0	0	0
Ogbo Okoronkwo	21	14	7	3	26	0	0	0	0	0	1	0	0
Maurice Hurst	16	9	7	0.5	3	0	0	0	0	0	0	0	0
Winston Reid	15	10	5	0.5	3	0	0	0	0	2	0	1	0
Jowon Briggs	13	3	10	0	0	0	0	0	0	0	0	1	0
Mike Hall	13	8	5	1	5	0	0	0	0	0	0	0	0
Sam Kamara	13	9	4	0	0	0	0	0	0	0	0	0	0
Cameron Thomas	11	6	5	1	5	0	0	0	0	0	0	0	0
Alex Wright	8	5	3	1	2	0	0	0	0	0	0	0	0
Quinton Jefferson	6	1	5	1	8	0	0	0	0	0	0	0	0
Mike Ford	6	5	1	0	0	0	0	0	0	0	0	0	0
Nathaniel Watson	5	3	2	0	0	0	0	0	0	1	0	0	0
D'Anthony Bell	4	3	1	0	0	0	0	0	0	0	0	0	0
Myles Harden	4	2	2	0	0	0	0	0	0	0	0	0	0
Tony Fields	2	1	1	0	0	0	0	0	0	0	0	0	0
Elerson Smith	2	1	1	0	0	0	0	0	0	0	0	0	0
TY McGill	2	1	1	0	0	0	0	0	0	0	0	0	0
Khaleke Hudson	1	1	0	0	0	0	0	0	0	0	0	0	0
Totals	1003	630	373	41	267	4	0	0	0	60	11	7	25

SPECIAL TEAMS STATISTICS

PLAYER	TOTAL	SOLO	ASST	FF	FR	BLK
D'Anthony Bell	15	7	8	0	0	0
Nathaniel Watson	9	7	2	0	0	0
Winston Reid	8	5	3	0	0	0
Khaleke Hudson	8	5	3	0	0	0
Mike Ford	7	6	1	0	0	0
Tony Brown	5	2	3	1	0	0
Mohamoud Diabate	5	4	1	0	0	0
Grant Delpit	3	2	1	0	1	0
Pierre Strong	3	3	0	0	0	0
Rodney McLeod	3	2	1	0	0	0
Sam Kamara	2	1	1	0	0	0
Devin Bush	2	1	1	0	0	0
Isaiah McGuire	2	1	1	0	0	0
Ogbo Okoronkwo	2	1	1	0	0	0
Rex Sunahara	2	1	1	0	0	0
Charley Hughlett	1	1	0	0	0	0
Jeremiah Owusu-Koramoah	1	1	0	0	0	0
Geoff Swaim	1	1	0	0	0	0
Corey Bojorquez	1	1	0	0	0	0
Mike Hall	1	0	1	0	0	0
Myles Harden	1	1	0	0	0	0
Cam Mitchell	1	0	1	0	0	0
Myles Garrett	0	0	0	0	0	1
Totals	83	53	30	1	1	1

MISCELLANEOUS STATISTICS

PLAYER	TKL	FF	FR
David Njoku	4	0	0
Elijah Moore	3	0	0
Nick Chubb	3	0	0
Jordan Akins	1	0	1
Jack Conklin	1	0	0
Jedrick Wills	1	0	0
James Proche	1	0	0
Jameis Winston	1	0	3
Mike Woods	1	0	0
Ethan Pocic	1	0	0
Jerry Jeudy	1	0	0
Joel Bitonio	0	0	2
Deshaun Watson	0	0	1
D'Onta Foreman	0	0	1
Dorian Thompson-Robinson	0	0	1
Totals	18	0	9

DEFENSIVE/SPECIAL TEAMS SCORING STATISTICS

PLAYER	INT	FUM	KOR	PR
Rodney McLeod	0	1	0	0
(blocked-FG return)				
Alex Wright (safety)	0	0	0	0
Totals	0	1	0	0

2024 BROWNS GAME-BY-GAME OFFENSIVE STATISTICS

OPP	1ST DOWNS			DOWN CONV.			RUSHING				PASS			TDs				FGs			PEN		PUNTS								
	T	R	Pass	Pen.	3rd	4th	Net Yds.	Plays	Net	Att.	Avg.	Net	Skd-Yds.	Gross	A	C	TD	INT	R	P	Ret	M	A	No.	Lost	Pen	Yds.	No.	Avg.	Poss.	
vs. DAL (9/8)	15	5	8	2	2-15-13.3%	4-5-60.0%	230	70	93	19	4.9	137	6-32	169	45	24	2	2	1	1	0	1	1	1	0	11	64	7	51.0	30:54	
at JAX (9/15)	18	7	7	3	2-14-14.3%	3-3-100.0%	297	65	125	29	4.3	172	2-14	186	34	22	1	0	1	0	0	3	3	1	0	13	100	5	43.6	34:23	
vs. NYG (9/22)	16	7	7	2	4-14-28.6%	1-3-33.3%	217	63	69	18	3.8	148	8-48	196	37	21	0	0	0	2	0	0	1	2	2	5	48	6	51.0	26:04	
at LV (9/29)	16	6	9	1	3-10-30.0%	0-1-0.0%	241	57	92	22	4.2	149	3-27	176	32	24	2	1	0	1	1	1	1	1	0	5	38	5	63.2	30:42	
at WAS (10/6)	12	4	7	2	1-13-7.7%	2-3-66.7%	212	59	104	23	4.5	108	7-33	141	29	16	1	0	0	1	0	2	2	2	1	1	9	52	7	51.6	28:42
at PHI (10/13)	14	6	7	1	3-12-25.0%	1-1-100%	244	53	100	25	4.0	144	5-24	168	23	16	1	0	0	0	1	3	4	0	0	7	55	4	55.8	31:27	
vs. CIN (10/20)	18	5	12	1	8-19-42.1%	1-2-50.0%	336	77	77	21	3.7	259	4-18	277	52	31	2	2	1	1	0	0	1	1	0	10	80	7	50.7	34:29	
vs. BAL (10/27)	22	5	16	1	8-15-53.3%	0-0-0.0%	401	66	80	23	3.5	321	2-13	334	41	27	3	0	0	3	0	3	3	1	1	7	74	3	48.7	31:06	
vs. LAC (11/3)	21	6	14	1	6-17-35.3%	2-3-66.7%	292	76	79	24	3.3	213	6-22	235	46	26	1	3	0	1	0	1	2	1	0	4	25	6	53.0	34:09	
at NO (11/17)	22	3	17	2	3-13-23.1%	1-3-33.3%	443	70	66	20	3.3	377	3-18	395	47	30	2	0	0	2	0	0	2	0	0	3	14	5	45.6	29:22	
vs. PIT (11/21)	17	8	8	1	1-10-10.0%	4-4-100.0%	304	55	85	27	3.1	219	1-1	219	27	18	3	1	3	0	0	1	1	3	2	8	48	3	30.7	24:58	
at DEN (12/2)	28	3	24	1	9-19-47.4%	2-2-100.0%	552	84	77	23	3.3	475	3-22	497	58	34	4	3	0	4	0	1	2	0	0	5	46	6	52.0	32:10	
at PIT (12/8)	20	7	11	2	2-13-15.4%	3-4-75.0%	300	69	104	25	4.2	196	3-16	212	41	24	2	2	0	2	0	0	2	2	1	9	81	5	45.2	30:00	
vs. KC (12/15)	16	5	9	2	4-12-33.3%	0-1-0.0%	311	60	139	21	6.6	127	5-37	164	34	20	1	4	1	0	0	0	0	3	2	6	46	6	48.2	28:23	
at CIN (12/22)	18	7	8	3	3-12-25.0%	1-3-33.3%	273	63	148	24	6.2	125	5-32	157	34	20	1	2	1	0	0	0	0	2	1	5	41	4	43.5	29:12	
vs. MIA (12/29)	18	8	7	3	7-17-41.2%	0-4-0.0%	276	76	114	28	4.1	162	1-8	170	47	24	0	1	0	0	0	1	1	1	1	9	84	5	50.0	29:19	
at BAL (1/4)	13	1	9	3	4-12-33.3%	0-2-0.0%	230	55	56	19	2.9	174	2-9	183	34	18	1	2	0	1	0	1	1	0	0	3	20	5	43.2	28:20	
TOTAL	303	93	180	30	70-237-29.5%	24-44-54.5%	5,114	1,118	1,608	391	94.6	3,506	66-373	3,879	661	395	29	23	8	19	2	18	27	20	11	119	89	49.3	30:13		

2024 BROWNS GAME-BY-GAME DEFENSIVE STATISTICS

1ST DOWNS				DOWN CONV.				RUSHING				PASS				TDs				FGs				PEN		PUNTS			
T	R	Pass	Pen.	3rd	4th	Net Yds.	Plays	Net	Att.	Avg.	Net	Skd-Yds.	Gross	A	C	TD	INT	R	P	Ret	M	A	No.	Lost	No.	Yds.	Aug.	Poss.	
15	7	8	0	4-14-28.6%	0-0-0.0%	265	60	102	25	4.1	163	3-16	179	32	19	3	0	1	1	1	4	4	1	0	11	85	6	49.0	29:06
vs. DAL (9/8)																													
18	7	9	2	3-9-33.3%	0-0-0.0%	323	55	127	21	6.0	196	4-24	220	30	14	2	0	1	1	0	2	3	1	0	6	52	3	52.0	25:37
at JAX (9/15)																													
21	7	13	1	4-14-28.6%	1-1-100.0%	340	69	112	32	3.5	228	2-8	236	35	24	2	0	1	2	0	0	1	3	2	9	68	7	51.6	33:56
vs. NYG (9/22)																													
17	8	7	2	4-12-33.3%	0-0-0.0%	268	55	152	29	5.2	116	2-14	130	24	14	2	0	2	0	0	2	2	1	1	6	49	4	58.0	29:18
at LV (9/29)																													
19	10	8	1	8-17-47.1%	2-2-100.0%	434	65	215	34	6.3	219	3-17	236	28	15	4	1	3	1	0	2	2	2	1	5	31	4	48.0	31:18
at WAS (10/6)																													
19	8	11	0	5-14-35.7%	2-2-100.0%	372	62	116	36	3.2	256	1-8	264	25	16	2	0	0	2	0	2	3	1	0	5	40	3	48.7	28:33
at PHI (10/13)																													
12	3	8	1	2-13-15.4%	0-1-0.0%	223	53	59	25	2.4	164	3-17	181	25	15	3	0	0	2	1	0	1	0	0	3	37	8	44.3	25:31
vs. CIN (10/20)																													
22	5	14	3	2-10-20.0%	0-2-0.0%	387	62	124	21	5.9	263	3-26	289	38	23	3	0	1	2	0	1	2	0	0	7	53	4	52.3	28:54
vs. BAL (10/27)																													
13	3	10	0	5-14-35.7%	1-1-100.0%	342	56	96	23	4.2	246	6-36	282	27	18	4	0	2	2	0	0	1	0	0	5	35	7	47.1	25:51
vs. LAC (11/3)																													
19	8	11	0	5-10-50.0%	1-1-100.0%	473	58	214	28	7.6	259	1-7	266	29	22	5	1	3	2	0	0	0	2	1	5	41	3	36.7	30:38
at NO (11/17)																													
17	5	10	2	7-16-43.8%	1-3-33.3%	368	67	120	34	3.5	248	8-19	270	29	21	2	0	1	1	0	2	3	2	1	6	39	1	15.0	35:02
vs. PIT (11/21)																													
19	5	11	3	6-13-46.2%	0-0-0.0%	400	61	106	26	4.1	294	0-0	294	35	18	5	2	2	1	2	2	2	0	0	4	57	5	51.2	27:50
at DEN (12/2)																													
15	8	6	1	6-14-42.9%	0-0-0.0%	267	62	120	35	3.4	147	1-11	158	26	15	3	0	1	2	0	2	2	1	1	6	61	6	52.3	30:00
at PIT (12/8)																													
18	6	12	0	7-18-38.9%	0-1-0.0%	311	75	132	35	3.8	179	0-0	179	40	21	3	0	1	2	0	0	1	0	0	4	30	9	44.3	31:37
vs. KC (12/15)																													
21	6	14	1	4-11-36.4%	0-0-0.0%	326	56	116	22	5.3	210	4-42	252	30	23	3	0	0	3	0	1	2	1	1	5	35	4	51.5	30:48
at CIN (12/22)																													
18	4	12	2	2-11-18.2%	0-1-0.0%	280	57	74	26	2.70	206	4-19	225	26	22	2	0	1	1	0	2	2	1	0	11	94	7	43.9	30:41
vs. MIA (12/29)																													
20	8	12	0	7-14-50.0%	0-3-0.0%	6437	67	220	35	6.3	217	0-0	217	32	16	5	0	2	2	1	0	0	0	0	10	83	4	44.8	31:40
at BAL (1/4)																													
303	108	176	19	81-224-36.2%	8-18-44.4%	5,816	1,040	2,205	488	129.7	3,611	41-267	3,878	511	316	53	4	22	26	5	23	31	16	8	108	89	47.8	29:47	
TOTAL																													



WEEK 1



COWBOYS 33  
BROWNS 17  
Sept. 8, 2024  
Huntington Bank Field, Cleveland, OH



TEAM	1	2	3	4	F
Dallas	7	13	10	3	33
Cleveland	3	0	7	7	17

SCORING SUMMARY

TEAM Q TIME PLAY

Browns	1	9:23	D. Hopkins 51 yd. Field Goal (6-13, 3:16)
Cowboys	1	6:55	B. Cooks 21 yd. pass from D. Prescott (B. Aubrey kick) (6-70, 2:28)
Cowboys	2	5:15	E. Elliott 3yd. run (B. Aubrey kick) (11-78, 5:56)
Cowboys	2	2:06	B. Aubrey 57yd. Field Goal (5-17, 2:28)
Cowboys	2	0:51	B. Aubrey 40yd. Field Goal (4-1, 0:55)
Cowboys	3	12:59	K. Turpin 60yd. punt return (B. Aubrey kick)
Browns	3	8:42	J. Jeudy 6 yd. pass from D. Watson (D. Hopkins kick) (12-75, 4:17)
Cowboys	3	1:27	B. Aubrey 50yd. Field Goal (6-14, 2:28)
Cowboys	4	11:51	B. Aubrey 46yd. Field Goal (6-10, 2:16)
Browns	4	0:29	J. Ford 2yd. run (D. Hopkins kick) (15-64, 6:53)

TEAM STATISTICS

	DAL	CLE
FIRST DOWNS:	15	15
TIME OF POSSESSION:	29:06	30:54
TOTAL NET YARDS: (RU/PA):	265 (102/163)	230 (93/137)
SACKS/YARDS	6/32	3/16
PUNTS/AVERAGE:	6/49.0	7/51.0
PENALTIES/YARDS:	11/85	11/64
FUMBLES/LOST:	1/0	1/0

INDIVIDUAL STATISTICS

**PASSING:** DAL: D. Prescott 32-19-179 (1 TD); CLE: D. Watson 45-24-169 (1 TD, 2 INT)  
**RUSHING:** DAL: E. Elliott 10-40 (TD), R. Dowdle 8-26, C. Lamb 3-25, B. Cooks 1-5, D. Vaughn 1-4, D. Prescott 1-3, C. Rush 1-1; CLE: J. Ford 12-44 (TD), D. Watson 5-39, P. Strong 2-10  
**RECEIVING:** DAL: C. Lamb 5-61, B. Cooks 4-40 (TD), J. Ferguson 3-15, H. Luepke 2-18, E. Elliott 2-9, J. Brooks 1-18, J. Tolbert 1-12, R. Dowdle 1-6; CLE: J. Ford 6-25, D. Njoku 4-44, J. Akins 3-27, J. Jeudy 3-27, E. Moore 3-9, P. Strong 2-20, A. Cooper 2-16, C. Tillman 1-3.



WEEK 2



BROWNS 18  
JAGUARS 13  
Sept. 15, 2024  
EverBank Stadium, Jacksonville, FL



TEAM	1	2	3	4	F
Cleveland	7	6	3	2	18
Jacksonville	0	3	7	3	13

SCORING SUMMARY

TEAM Q TIME PLAY

Browns	1	2:29	D. Watson 1 yd. run (D. Hopkins kick) (16-89, 9:14)
Browns	2	9:52	D. Hopkins 53 yd. Field Goal (12-41, 6:35)
Jaguars	2	4:44	C. Little 22 yd. Field Goal (11-66, 5:08)
Browns	2	0:27	D. Hopkins 38 yd. Field Goal (8-52, 4:17)
Browns	3	10:20	D. Hopkins 44 yd. Field Goal (6-23, 2:16)
Jaguars	3	1:11	T. Etienne 4 yd. run (C. Little kick) (3-72, 1:18)
Jaguars	4	7:32	C. Little 25 yd. Field Goal (13-83, 6:42)
Browns	4	1:44	T. Lawrence sacked in end zone by A. Wright for a Safety

TEAM STATISTICS


	CLE	JAX
FIRST DOWNS:	17	18
TIME OF POSSESSION:	34:23	25:37
TOTAL NET YARDS: (RU/PA):	297 (125/172)	323 (127/196)
SACKS/YARDS	4/24	2/14
PUNTS/AVERAGE:	5-43.6	3-52.0
PENALTIES/YARDS:	13-100	6-52
FUMBLES/LOST:	1-0	1-0

INDIVIDUAL STATISTICS


**PASSING:** CLE: D. Watson 34-22-186; JAX: T. Lawrence 30-14-220  
**RUSHING:** CLE: J. Ford 7-64, D. Foreman 14-42, D. Watson 5-20 (TD), J. Winston 2-4, P. Strong 1--5; JAX: T. Etienne 13-52 (TD), T. Lawrence 2-45, D. Johnson 5-26, D. Duvernay 1-4.  
**RECEIVING:** CLE: E. Moore 6-44, J. Jeudy 5-73, D. Bell 3-27, A. Cooper 3-11, P. Strong 1-10, J. Akins 1-10, D. Foreman 1-9, C. Tillman 1-2, J. Ford 1-0; JAX: B. Strange 3-65, G. Davis 3-43, T. Etienne 3-6, B. Thomas 2-94, L. Farrell 2-13, C. Kirk 1-1.



WEEK 3



GIANTS 21  
BROWNS 15  
Sept. 22, 2024  
Huntington Bank Field, Cleveland, OH



TEAM	1	2	3	4	F
New York	7	14	0	0	21
Cleveland	7	0	7	8	15

SCORING SUMMARY

TEAM	Q	TIME	PLAY
Browns	1	14:49	A.Cooper 24 yd. pass from D.Watson (D.Hopkins kick) (1-24, 0:06)
Giants	1	2:07	D.Singletary 1 yd. run (G.Joseph kick) (13-81, 7:44)
Giants	2	1:44	M.Nabers 3 yd. pass from D.Jones (G.Joseph kick) (14-93, 6:51)
Giants	2	0:11	M.Nabers 5 yd. pass from D.Jones (G.Joseph kick) (4-30, 0:21)
Browns	4	11:33	A.Cooper 6 yd. pass from D.Watson (D.Watson-J.Jeudy pass) (5-49, 2:07)

TEAM STATISTICS

	NYG	CLE
FIRST DOWNS:	21	16
TIME OF POSSESSION:	33:56	26:04
TOTAL NET YARDS: (RU/PA):	340 (112/228)	217(69/148)
SACKS/YARDS	2/8	8/48
PUNTS/AVERAGE:	7/51.6	6/51.0
PENALTIES/YARDS:	9/68	5/48
FUMBLES/LOST:	3/2	2/2

INDIVIDUAL STATISTICS


**PASSING:** NYG: D. Jones 34-24-236 (2 TD); CLE: D. Watson 37-21-196 (2 TD).  
**RUSHING:** NYG: D.Singletary 16-65 (TD), T.Tracy 5-23, D.Jones 8-20, M.Nabers 2-4, E.Gray 1-0; CLE: J.Ford 10-37, D. Watson 4-26, D.Foreman 2-5, J.Winston 2-1.  
**RECEIVING:** NYG: M.Nabers 8-78 (2 TD), W.Robinson 7-61, D.Singletary 4-43, T.Tracy 2-17, D.Bellinger 1-17, T.Johnson 1-13, D.Slayton 1-7; CLE: A.Cooper 7-86 (2 TD) , J.Akins 4-29, J.Jeudy 4-27, J.Ford 3-33, E.Moore 2-17, C.Tillman 1-4.



WEEK 4



BROWNS 16  
RAIDERS 20  
Sept. 29, 2024  
Allegiant Stadium, Las Vegas, NV



TEAM	1	2	3	4	F
Cleveland	10	0	0	6	16
Las Vegas	0	10	10	0	20

SCORING SUMMARY

TEAM	Q	TIME	PLAY
Browns	1	5:38	B.Whiteheart 1 yd. pass from D.Watson (D.Hopkins kick) (15-70, 9:22)
Browns	1	0:35	D.Hopkins 56 yd. Field Goal (6-17, 3:20)
Raiders	2	9:50	T.Tucker 3 yd. run (D.Carlson kick) (11-70, 5:45)
Raiders	2	2:52	D.Carlson 52 yd. Field Goal (9-45, 5:06)
Raiders	3	11:28	D.Carlson 34 yd. Field Goal (8-55, 3:32)
Raiders	3	5:23	D.Turner 18 yd. run (D.Carlson kick) (6-52, 2:36)
Browns	4	14:50	R.McLeod 25 yd. fumble return (kick failed, wl)

TEAM STATISTICS

	CLE	LV
FIRST DOWNS:	16	17
TIME OF POSSESSION:	30:42	29:18
TOTAL NET YARDS: (RU/PA):	241 (92/149)	268(152/116)
SACKS/YARDS	2/14	3/27
PUNTS/AVERAGE:	5-63.2	4-58.0
PENALTIES/YARDS:	5/38	6/49
FUMBLES/LOST:	1/0	1/1


INDIVIDUAL STATISTICS

**PASSING:** CLE: D.Watson 32-24-176 (1 TD); LV: G.Minshew 24-14-130.  
**RUSHING:** CLE: J.Ford 10-58, D.Watson 8-32, D.Foreman 4-2; LV: A.Mattison 5-60, Z.White 17-50, D.Turner 1-18 (TD), B.Bowers 1-12, T.McAllister 2-11, T.Tucker 1-3(TD), G.Minshew 2--2.  
**RECEIVING:** CLE: J.Ford 7-27, J.Jeudy 6-72, A.Cooper 4-35, B.Whiteheart 3-13 (TD), E.Moore 1-11 , J.Akins 1-10, D.Foreman 1-5, J.Proche 1-3; LV: J.Meyers 5-49, T.Tucker 5-41, H.Bryant 2-21, B.Bowers 2-19.






WEEK 5



BROWNS 13  
COMMANDERS 34

Oct. 6, 2024

Northwest Stadium, Landover, MD



TEAM	1	2	3	4	F
Cleveland	0	3	3	7	13
Washington	7	17	10	0	34

SCORING SUMMARY

TEAM Q TIME PLAY

Commanders	1	2:40	B.Robinson 4 yd. run (A.Seibert kick) (6-34, 3:25)
Browns	2	13:08	D.Hopkins 51 yd. Field Goal (6-10, 1:52)
Commanders	2	8:41	A.Seibert 27 yd. Field Goal (8-71, 4:27)
Commanders	2	3:11	B.Robinson 1 yd. run (A.Seibert kick) (10-74, 3:37)
Commanders	2	0:36	D.Brown 41 yd. pass from J.Daniels (A.Seibert kick) (5-62, 0:59)
Browns	3	12:12	D.Hopkins 31 yd. Field Goal (6-17, 2:40)
Commanders	3	7:23	J.McNichols 3 yd. run (A.Seibert kick) (9-80, 4:49)
Commanders	3	2:35	A.Seibert 30 yd. Field Goal (7-38, 3:13)
Browns	4	7:02	J.Akins 10 yd. pass from D.Watson (D.Hopkins kick) (9-54, 4:49)

TEAM STATISTICS

	CLE	WAS
FIRST DOWNS:	12	19
TIME OF POSSESSION:	28:42	31:18
TOTAL NET YARDS: (RU/PA):	212 (104/108)	434(215/219)
SACKS/YARDS	7/33	3/17
PUNTS/AVERAGE:	7-51.6	4-48.0
PENALTIES/YARDS:	9/52	5/31
FUMBLES/LOST:	1/1	2/1

INDIVIDUAL STATISTICS


**PASSING:** **CLE:** D. Watson 28-15-125 (1 TD), J. Winston 1-1-16; **WAS:** J. Daniels 25-14-238 (1 TD), M. Mariota 3-1 -2.

**RUSHING:** **CLE:** J.Ford 9-47, D.Foreman 9-44, D.Watson 3-14, P.Strong 1-2, J.Winston 1- -3; **WAS:** J.Daniels 11-82, A.Ekeler 6-67, J.McNichols 7-44 (TD), B.Robinson 7-18 (2 TD), M.Mariota 2-2, T.McLaurin 1-2.

**RECEIVING:** **CLE:** A.Cooper 4-60, J.Akins 3-22 (TD), E.Moore 4-11, J.Ford 3-2, J.Jeudy 1-16, D.Foreman 1-16, D.Njoku 1-14; **WAS:** T.McLaurin 4-112, L.McCaffrey 3-19, D.Brown 2-57 (TD), A.Ekeler 2-30, Z.Ertz 2-10, O.Zaccheaus 1-10, B.Tremayne 1- -2.




WEEK 6



BROWNS 16  
EAGLES 20

Oct. 13, 2024

Lincoln Financial Field, Philadelphia, PA



TEAM	1	2	3	4	F
Cleveland	0	10	0	6	16
Philadelphia	0	10	3	7	20

SCORING SUMMARY

TEAM Q TIME PLAY

Eagles	2	13:02	J.Elliott 49 yd. Field Goal (14-58, 6:48)
Eagles	2	7:17	A.Brown 22 yd. pass from J.Hurts (J.Elliott kick) (10-84, 4:46)
Browns	2	1:58	D.Hopkins 43 yd. Field Goal (10-45, 5:19)
Browns	2	0:14	R.McLeod 50 yd. return of blocked field goal (D.Hopkins kick)
Eagles	3	2:50	J.Elliott 44 yd. Field Goal (7-27, 3:57)
Browns	4	9:49	D.Hopkins 49 yd. Field Goal (12-39, 8:01)
Eagles	4	7:54	D.Smith 45 yd. pass from J.Hurts (J.Elliott kick) (4-70, 1:55)
Browns	4	3:54	D.Hopkins 31 yd. Field Goal (9-57, 4:00)

TEAM STATISTICS

	CLE	PHI
FIRST DOWNS:	14	19
TIME OF POSSESSION:	31:27	28:33
TOTAL NET YARDS: (RU/PA):	244 (100/144)	372(116/256)
SACKS/YARDS	5/24	1/8
PUNTS/AVERAGE:	4/55.8	3/48.7
PENALTIES/YARDS:	7/55	5/40
FUMBLES/LOST:	0/0	1/0

INDIVIDUAL STATISTICS

**PASSING:** **CLE:** D. Watson 23-16-168; **PHI:** J. Hurts 25-16-264 (2 TD).

**RUSHING:** **CLE:** P. Strong 8-43, D. Foreman 10-31, D. Watson 4-17, J. Ford 2-14, C. Tillman 1- -5; **PHI:** S. Barkley 18-47, J. Hurts 14-33, K. Gainwell 3-23, J. Dotson 1-13.

**RECEIVING:** **CLE:** D. Njoku 5-31, A. Cooper 4-42, P. Strong 2-35, D. Foreman 2-16, J. Jeudy 1-35, J. Darden 1-6, E. Moore 1-3; **PHI:** A. Brown 6-116(TD) , G. Calcaterra 4-67, D. Smith 3-64, S. Barkley 2-7, J. Dotson 1-10.



WEEK 7



BENGALS 21  
BROWNS 14  
Oct. 20, 2024  
Huntington Bank Field, Cleveland, OH



TEAM	1	2	3	4	F
Cincinnati	7	0	14	0	21
Cleveland	0	6	0	8	14

SCORING SUMMARY

TEAM Q TIME PLAY

Bengals	1	14:48	C.Jones 100 yd. kickoff return (E.McPherson kick) (0-0, 0:12)
Browns	2	0:56	N.Chubb 1 yd. run (kick failed, wl) (12-78, 4:29)
Bengals	3	7:56	J.Chase 18 yd. pass from J.Burrow (E.McPherson kick) (5-65, 2:53)
Bengals	3	1:30	T.Higgins 25 yd. pass from J.Burrow (E.McPherson kick) (4-50, 1:55)
Browns	4	1:27	D.Njoku 8 yd. pass from J.Winston (J.Winston-C.Tillman pass) (12-60, 2:16)

TEAM STATISTICS

	CIN	CLE
FIRST DOWNS:	12	18
TIME OF POSSESSION:	25:31	34:29
TOTAL NET YARDS: (RU/PA):	223 (59/164)	336(77/259)
SACKS/YARDS	3/17	2/13
PUNTS/AVERAGE:	8-44.3	7-50.7
PENALTIES/YARDS:	3/37	4/35
FUMBLES/LOST:	0/0	1/0

INDIVIDUAL STATISTICS

**PASSING:** CIN: J. Burrow 25-15-181 (2 TD); CLE: D.Thompson-Robinson 24-11-8, D. Watson 17-15-128, J.Winston 11-5-67 (TD).

**RUSHING:** CIN: C.Brown 15-44, J.Chase 1-11, Z.Moss 6-7, J.Burrow 3- -3; CLE: D.Thompson-Robinson 3-44, N.Chubb 11-22 (TD), P.Strong 3-6, D.Foreman 2-5, D.Watson 2-0.

**RECEIVING:** CIN: J.Chase 5-55 (TD), T.Higgins 4-82, Z.Moss 3-33, C.Brown 2-9, M.Gesicki 1-2; CLE: D.Njoku 10-76 (TD) , C.Tillman 8-81,E.Moore 6-41, J.Akins 4-42, J.Jeudy 1-18, N.Chubb 1-10, P.Strong 1-9.



WEEK 8



RAVENS 24  
BROWNS 29  
Oct. 27, 2024  
Huntington Bank Field, Cleveland, OH



TEAM	1	2	3	4	F
Baltimore	0	10	7	7	24
Cleveland	3	3	14	9	29

SCORING SUMMARY

TEAM Q TIME PLAY

Browns	1	0:37	D.Hopkins 28 yd. Field Goal (14-81, 8:08)
Ravens	2	11:51	J.Tucker 49 yd. Field Goal (7-40, 3:46)
Browns	2	3:41	D.Hopkins 33 yd. Field Goal (10-52, 5:39)
Ravens	2	0:27	N.Agholor 11 yd. pass from L.Jackson (J.Tucker kick) (2-25, 0:41)
Browns	3	10:46	D.Njoku 23 yd. pass from J.Winston (D.Hopkins kick) (8-70, 4:14)
Ravens	3	4:42	M.Andrews 7 yd. pass from L.Jackson (J.Tucker kick) (6-62, 2:59)
Browns	3	2:01	C.Tillman 22 yd. pass from J.Winston (D.Hopkins kick) (6-72, 2:41)
Browns	4	4:55	D.Hopkins 48 yd. Field Goal (8-32, 4:11)
Ravens	4	2:36	D.Henry 2 yd. run (J.Tucker kick) (6-91, 2:19)
Browns	4	0:59	C.Tillman 38 yd. pass from J.Winston (pass failed) (9-69, 1:37)

TEAM STATISTICS

	BAL	CLE
FIRST DOWNS:	22	22
TIME OF POSSESSION:	28:54	31:06
TOTAL NET YARDS: (RU/PA):	387 (124/263)	401(80/321)
SACKS/YARDS	3/26	2/13
PUNTS/AVERAGE:	4/52.3	3/48.7
PENALTIES/YARDS:	7/53	7/74
FUMBLES/LOST:	0/0	1/1

INDIVIDUAL STATISTICS

**PASSING:** BAL: L. Jackson 38-23-289 (2 TD); CLE: J. Winston 41-27-334 (3 TD).


**RUSHING:** BAL: D. Henry 11-73 (TD), L. Jackson 8-46, J. Hill 2-5; CLE: N. Chubb 16-52, D.Foreman 5-26, J.Winston 2-2.

**RECEIVING:** BAL: Z. Flowers 7-111, M. Andrews 5-36, I. Likely 4-47, N. Agholor 3-36, R. Bateman 1-28, J. Hill 1-14, C. Kolar 1-9, D. Henry 1-4; CLE: E. Moore 8-85, C. Tillman 7-99 (2 TD), J.Jeudy 5-79, D. Njoku 5-61, G. Swaim 1-7, P. Strong 1-3.






WEEK 9



CHARGERS 27  
BROWNS 10  
Nov. 3, 2024

Huntington Bank Field, Cleveland, OH



TEAM	1	2	3	4	F
Los Angeles	7	13	0	7	27
Cleveland	0	3	0	7	10

SCORING SUMMARY

TEAM	Q	TIME	PLAY
Chargers	1	6:49	J.Palmer 28 yd. pass from J.Herbert (C.Dicker kick) (6-30, 3:44)
Browns	2	9:30	D.Hopkins 38 yd. Field Goal (10-34, 5:19)
Chargers	2	8:01	Q.Johnston 66 yd. pass from J.Herbert (kick failed, wl) (3-70, 1:29)
Chargers	2	3:30	J.Dobbins 16 yd. run (C.Dicker kick) (5-60, 2:47)
Chargers	4	4:16	J.Dobbins 7 yd. run (C.Dicker kick) (4-46, 2:14)
Browns	4	0:44	C.Tillman 17 yd. pass from J.Winston (D.Hopkins kick) (12-70, 3:32)

TEAM STATISTICS


	LAC	CLE
FIRST DOWNS:	13	21
TIME OF POSSESSION:	25:51	34:09
TOTAL NET YARDS: (RU/PA):	342 (96/246)	292(79/213)
SACKS/YARDS	6/22	6/36
PUNTS/AVERAGE:	7-47.1	6-53.0
PENALTIES:	5/35	4/25
FUMBLES/LOST:	0/0	1/0

INDIVIDUAL STATISTICS

**PASSING:** LAC: J. Herbert 27-18-282 (2 TD); CLE: J. Winston 46-26-235 (1 TD).  
**RUSHING:** LAC: J. Dobbins 14-85 (2 TD), K. Vidal 5-7, J. Herbert 3-2, Q. Johnston 1-2; CLE: N. Chubb 15-39, J. Winston 5-27, P. Strong 2-8, J.Ford 2-5.  
**RECEIVING:** LAC: L. McConkey 5-64, Q. Johnston 4-118 (TD), J. Palmer 2-63 (TD), J. Dobbins 2-20, W. Dissly 2-9, H. Hurst 1-6, E. Tomlinson 1-2; CLE: J. Jeudy 7-73, C. Tillman 6-75, D. Njoku 5-29, J. Akins 3-32, E. Moore 3-28, J. Ford 1-2, N. Chubb 1- -4.




WEEK 11



BROWNS 14  
SAINTS 35  
Nov. 17, 2024

Caesars Superdome, New Orleans, LA



TEAM	1	2	3	4	F
Cleveland	6	0	8	0	14
New Orleans	7	7	0	21	35

SCORING SUMMARY

TEAM	Q	TIME	PLAY
Saints	1	9:54	T.Hill 10 yd. run (B.Grupe kick) (6-49, 2:34)
Browns	1	1:52	J.Jeudy 89 yd. pass from J.Winston (pass failed) (1-89, 0:15)
Saints	2	12:40	M.Valdes-Scantling 71 yd. pass from D.Carr (B.Grupe kick) (3-80, 1:34)
Browns	3	8:49	E.Moore 30 yd. pass from J.Winston (J.Winston-D.Njoku pass) (8-92, 4:12)
Saints	4	13:22	T.Hill 33 yd. run (B.Grupe kick) (9-77, 4:56)
Saints	4	6:04	J.Johnson 1 yd. pass from D.Carr (B.Grupe kick) (6-35, 2:56)
Saints	4	2:26	T.Hill 75 yd. run (B.Grupe kick) (2-78, 0:17)

TEAM STATISTICS


	CLE	NO
FIRST DOWNS:	22	19
TIME OF POSSESSION:	29:22	30:38
TOTAL NET YARDS: (RU/PA):	443 (66/377)	473 (214/259)
SACKS/YARDS	3/18	1/7
PUNTS/AVERAGE:	5/45.6	3/36.7
PENALTIES/YARDS:	3/14	5/41
FUMBLES/LOST:	0/0	2/1

INDIVIDUAL STATISTICS

**PASSING:** CLE: J. Winston 46-30-395, D. Thompson-Robinson 1-0-0; NO: D. Carr 27-21-248 (2 TD), T. Hill 2-1-18.  
**RUSHING:** CLE: N. Chubb 11-50, J. Ford 5-10, J. Winston 1-8, P. Strong 2-5, K. Toney 1- -7; NO: T. Hill 7-138 (3 TD), A. Kamara 16-67, D. Carr 1-8, J. Mims 2-3, J. Haener 2- -2.  
**RECEIVING:** CLE: D. Njoku 9-81, J. Jeudy 6-142, E. Moore 6-66, J. Ford 4-29, C. Tillman 3-47, J. Akins 1-19, J. Thrash 1-11; NO: T. Hill 8-50, A. Kamara 4-22, F. Moreau 3-50, J. Johnson 3-30, M. Valdes-Scantling 2-87, K. Austin 1-18, D. Pettis 1-9.




WEEK 12



STEELERS 19  
BROWNS 24

Nov. 21, 2024

Huntington Bank Field, Cleveland, OH



TEAM	1	2	3	4	F
Pittsburgh	0	3	3	13	19
Cleveland	0	10	0	14	24

SCORING SUMMARY

TEAM	Q	TIME	PLAY
Steelers	2	10:53	C.Boswell 48 yd. Field Goal (10-59, 6:08)
Browns	2	4:00	N.Chubb 2 yd. run (D.Hopkins kick) (12-80, 6:53)
Browns	2	0:40	D.Hopkins 34 yd. Field Goal (6-15, 2:31)
Steelers	3	1:56	C.Boswell 28 yd. Field Goal (13-71, 7:13)
Browns	4	12:16	J.Winston 2 yd. run (J.Winston-D.Njoku pass) (10-65, 4:40)
Steelers	4	7:57	J.Warren 3 yd. run (C.Boswell kick) (7-69, 4:19)
Steelers	4	6:15	C.Austin 23 yd. pass from R.Wilson (pass failed) (3-27, 0:50)
Browns	4	0:57	N.Chubb 2 yd. run (pass failed)

TEAM STATISTICS


	PIT	CLE
FIRST DOWNS:	17	17
TIME OF POSSESSION:	35:02	24:58
TOTAL NET YARDS: (RU/PA):	368 (120/248)	304 (85/219)
SACKS/YARDS	4/22	1/0
PUNTS/AVERAGE:	1/15.0	3/30.7
PENALTIES/YARDS:	6/39	8/48
FUMBLES/LOST:	2/1	3/2

INDIVIDUAL STATISTICS

**PASSING:** PIT: R. Wilson 28-21-270 (1 TD); CLE: J. Winston 27-18-219.  
**RUSHING:** PIT: J. Warren 11-45 (1 TD), N. Harris 16-41, J. Fields 3-26, R. Wilson 3-10, C. Patterson 1- -2; CLE: N. Chubb 20-59 (2 TD), J. Ford 4-19, J. Winston, 3-7 (1 TD).  
**RECEIVING:** PIT: P. Freiemuth 4-59, G. Pickens 4-48, C. Austin 3-78 (1 TD), J. Warren 3-19, D. Washington 3-14, V. Jefferson 2-39, N. Harris 2-13; CLE: J. Jeudy 6-85, J. Akins 3-38, E. Moore 3-21, C. Tillman 2-28, B. Whiteheart 1-29, D. Njoku 1-9, J. Ford 1-8, N. Chubb 1-1.




WEEK 13



BROWNS 32  
BRONCOS 41

Dec. 2, 2024

Empower Field at Mile High, Denver, CO



TEAM	1	2	3	4	F
Cleveland	7	10	8	7	32
Denver	7	14	10	10	41

SCORING SUMMARY

TEAM	Q	TIME	PLAY
Broncos	1	4:13	J.Williams 2 yd. run (W.Lutz kick) (12-63, 6:03)
Browns	1	1:09	D.Njoku 8 yd. pass from J.Winston (D.Hopkins kick) (5-70, 3:04)
Browns	2	8:49	D.Hopkins 45 yd. Field Goal (9-42, 3:43)
Broncos	2	4:03	M.Burton 1 yd. run (W.Lutz kick) (6-67, 3:04)
Broncos	2	1:38	N.Bonitto 71 yd. interception return (W.Lutz kick) 10 21
Browns	2	0:13	D.Njoku 4 yd. pass from J.Winston (D.Hopkins kick) (11-70, 1:25)
Broncos	3	10:01	M.Mims 93 yd. pass from B.Nix (W.Lutz kick) (3-92, 0:33)
Browns	3	9:50	J.Jeudy 70 yd. pass from J.Winston (J.Winston-J.Jeudy pass) (1-70, 0:11)
Broncos	3	1:52	W.Lutz 36 yd. Field Goal (10-78, 4:06)
Browns	4	8:57	N.Chubb 5 yd. pass from J.Winston (D.Hopkins kick) (9-72, 3:34)
Broncos	4	2:54	W.Lutz 27 yd. Field Goal (11-61, 6:03)
Broncos	4	1:48	J.McMillian 44 yd. interception return (W.Lutz kick)

TEAM STATISTICS

	CLE	DEN
FIRST DOWNS:	28	19
TIME OF POSSESSION:	32:10	27:50
TOTAL NET YARDS: (RU/PA):	552 (77/475)	400 (106/294)
SACKS/YARDS	2/8	8/48
PUNTS/AVERAGE:	6/52.0	5/51.2
PENALTIES/YARDS:	5/46	4/57
FUMBLES/LOST:	0/0	0/0


INDIVIDUAL STATISTICS

**PASSING:** CLE: J. Winston 58-34-497 (4 TD); DEN: B. Nix 35-18-294 (1 TD).  
**RUSHING:** CLE: J. Ford 9-41, N. Chubb 9-21, J. Winston 3-11, K. Toney 1-3, E. Moore 1-1; DEN: J. McLaughlin 14-84, A. Estime 3-12, B. Nix 3-4, M. Mims 1-4, J. Williams 4-1 (1 TD), M. Burton 1-1 (1 TD).  
**RECEIVING:** CLE: J. Jeudy 9-235 (1 TD), D. Njoku 9-52 (2 TD), E. Moore 8-111, M. Woods 3-43, N. Chubb 2-24 (1 TD), J. Thrash 2-11, J. Ford 1-21; DEN: C. Sutton 6-102, M. Mims 3-105 (1 TD), L.






WEEK 14



**BROWNS 14  
STEELERS 27**  
Dec. 8, 2024  
Acrisure Stadium, Pittsburgh, PA



TEAM	1	2	3	4	F
Cleveland	7	7	7	14	14
Pittsburgh	3	13	27	27	27

SCORING SUMMARY


TEAM	Q	TIME	PLAY
Steelers	1	9:32	C.Boswell 30 yd. Field Goal (5-24, 2:30)
Browns	1	5:50	J.Jeudy 35 yd. pass from J.Winston (D.Hopkins kick) (7-70, 3:42)
Steelers	2	11:00	N.Harris 1 yd. run (C.Boswell kick) (5-31, 2:18)
Steelers	2	4:21	C.Boswell 54 yd. Field Goal (11-45, 5:39)
Steelers	3	8:37	V.Jefferson 10 yd. pass from R.Wilson (C.Boswell kick) (8-67, 4:03)
Steelers	3	3:51	P.Freiermuth 20 yd. pass from R.Wilson (C.Boswell kick) (5-46, 1:55)
Browns	4	7:19	D.Njoku 15 yd. pass from J.Winston (D.Hopkins kick) (14-79, 5:47)

TEAM STATISTICS


	CLE	PIT
FIRST DOWNS:	20	15
TIME OF POSSESSION:	30:00	30:00
TOTAL NET YARDS: (RU/PA):	300 (104/196)	267(120/147)
SACKS/YARDS	3/16	1/11
PUNTS/AVERAGE:	5/45.2	6/52.3
PENALTIES/YARDS:	9/81	6/61
FUMBLES/LOST:	2/1	1/1

INDIVIDUAL STATISTICS


**PASSING:** CLE: J. Winston 41-24-212 (2 TD); PIT: R. Wilson 26-15-158 (2 TD).  
**RUSHING:** CLE: N. Chubb 11-48, J. Ford 10-28, J. Winston 4-28; PIT: N. Harris 16-53 (1 TD), J. Warren 9-47, R. Wilson 6-17, C. Patterson 4-3.  
**RECEIVING:** CLE: D. Njoku 7-42 (1 TD), J. Jeudy 5-64 (1 TD), E. Moore 3-34, J. Ford 3-19, J. Proche 2-18, P. Strong 2-9, J. Akins 1-14, M. Woods 1-12; PIT: P. Freiermuth 3-48 (1 TD), S. Miller 3-38, M. Williams 3-36, J. Warren 2-25, V. Jefferson 1-10 (1 TD), C. Austin 1-4, M. Pruitt 1 -1, C. Patterson 1 -2.



WEEK 15



**CHIEFS 21  
BROWNS 7**  
Dec. 15, 2024  
Huntington Bank Field, Cleveland, OH



TEAM	1	2	3	4	F
Kansas City	7	14	21	21	21
Cleveland	0	0	7	7	7

SCORING SUMMARY

TEAM	Q	TIME	PLAY
Chiefs	1	12:12	J.Smith-Schuster 7 yd. pass from P.Mahomes (H.Butker kick) (3-21, 1:22)
Chiefs	2	4:46	N.Gray 6 yd. pass from P.Mahomes (H.Butker kick) (14-87, 6:56)
Chiefs	3	12:59	X.Worthy 21 yd. run (H.Butker kick) (4-34, 1:47)
Browns	3	3:16	J.Ford 62 yd. run (R.Patterson kick) (2-49, 0:56)

TEAM STATISTICS


	KC	CLE
FIRST DOWNS:	18	16
TIME OF POSSESSION:	31:37	28:23
TOTAL NET YARDS: (RU/PA):	311 (132/179)	266 (139/127)
SACKS/YARDS	0/0	5/37
PUNTS/AVERAGE:	9/44.3	6/48.2
PENALTIES/YARDS:	4/30	6/45
FUMBLES/LOST:	0/0	3/2

INDIVIDUAL STATISTICS


**PASSING:** KC: P. Mahomes 38-19-159 (2 TD); CLE: J. Winston 25-16-14, D. Thompson-Robinson 9-4-18.  
**RUSHING:** KC: K. Hunt 13-45, I. Pacheco 13-32, X. Worthy 3-30 (1 TD), P. Mahomes 2-14, S. Perine 1-11, C. Wentz 3-0; CLE: J.Ford 7-84 (1 TD), N. Chubb 9-41, D. Thompson-Robinson 3-16, J.Winston 2 -2.  
**RECEIVING:** KC: X. Worthy 6-46, D. Hopkins 5-36, T. Kelce 4-27, N. Gray 2-21 (1 TD), S. Perine 1-23, I. Pacheco 1-15, J. Smith-Schuster 1-7 (1 TD), K. Hunt 1-4; CLE: J. Jeudy 11-108, J. Akins 3-30, J. Ford 2-20, M. Woods 2-7, E. Moore 2 -1.



WEEK 16



**BROWNS 6**  
**BENGALS 24**  
Dec. 22, 2024  
Paycor Stadium, Cincinnati, OH



TEAM	1	2	3	4	F
Cleveland	0	0	6	0	6
Cincinnati	7	10	0	7	24

SCORING SUMMARY

TEAM Q TIME PLAY

Bengals	1	7:14	T.Higgins 2 yd. pass from J.Burrow (C.York kick) (8-99, 4:58)
Bengals	2	7:32	A.Iosivas 6 yd. pass from J.Burrow (C.York kick) (9-50, 4:02)
Bengals	2	0:00	C.York 59 yd. Field Goal (8-27, 3:51)
Browns	3	5:50	J.Ford 4 yd. run (kick failed, wr) (11-70, 5:20)
Bengals	4	1:44	J.Chase 32 yd. pass from J.Burrow (C.York kick) (2-36, 0:10)

TEAM STATISTICS


	CLE	CIN
FIRST DOWNS:	18	21
TIME OF POSSESSION:	29:12	30:48
TOTAL NET YARDS: (RU/PA):	273 (148/125)	326(116/210)
SACKS/YARDS	5/32	4/42
PUNTS/AVERAGE:	4/43.5	4/51.5
PENALTIES/YARDS:	5/41	5/35
FUMBLES/LOST:	2/1	1/1

INDIVIDUAL STATISTICS


**PASSING: CLE:** D. Thompson-Robinson 34-20-157; **CIN:** J. Burrow 30-23-252 (3 TD).  
**RUSHING: CLE:** J. Ford 11-92 (1 TD), D. Thompson-Robinson 9-49, P. Strong 2-6, D. Foreman 2-1; **CIN:** C. Brown 18-91, J. Burrow 2-19, J. Chase 1-7, J. Browning 1-1.  
**RECEIVING: CLE:** D. Njoku 8-66, J. Ford 5-39, E. Moore 2-21, J. Jeudy 2-20, P. Strong 2-3, J. Akins 1-8; **CIN:** T. Higgins 8-58 (1 TD), J. Chase 6-97 (1 TD), A. Iosivas 3-53 (1 TD), C. Brown 3-18, M. Gesicki 2-14, D. Sample 1-12.



WEEK 17



**DOLPHINS 20**  
**BROWNS 3**  
Dec. 29, 2024  
Huntington Bank Field, Cleveland, OH



TEAM	1	2	3	4	F
Miami	3	3	7	7	20
Cleveland	0	3	0	0	3

SCORING SUMMARY

TEAM Q TIME PLAY

Dolphins	1	5:46	J.Sanders 54 yd. Field Goal (7-26, 3:39)
Browns	2	13:26	D.Hopkins 25 yd. Field Goal (14-66, 7:20)
Dolphins	2	0:00	J.Sanders 39 yd. Field Goal (5-41, 0:40)
Dolphins	3	11:04	T.Huntley 13 yd. run (J.Sanders kick) (6-72, 3:05)
Dolphins	4	3:38	J.Smith 7 yd. pass from T.Huntley (J.Sanders kick) (4-21, 0:18)

TEAM STATISTICS

	MIA	CLE
FIRST DOWNS:	18	18
TIME OF POSSESSION:	30:41	29:19
TOTAL NET YARDS: (RU/PA):	280 (74/206)	276 (114/162)
SACKS/YARDS	4/19	1/8
PUNTS/AVERAGE:	7/43.9	6/50.0
PENALTIES/YARDS:	11/94	9/84
FUMBLES/LOST:	1/0	1/1


INDIVIDUAL STATISTICS

**PASSING: MIA:** T. Huntley 26-22-225 (1 TD); **CLE:** D. Thompson-Robinson 47-24-170.  
**RUSHING: MIA:** T. Huntley 7-52 (1 TD), D. Achane 10-25, J. Wilson 3-5, R. Mostert 6-3, M. Washington 1-11; **CLE:** D. Foreman 13-49, P. Strong 5-33, J. Ford 6-22, D. Thompson-Robinson 4-10.  
**RECEIVING: MIA:** T. Hill 9-105, M. Washington 4-41, J. Smith 3-26, R. Mostert 2-16, D. Achane 2-13, R. Cracraft 1-16, D. Eskridge 1-8; **CLE:** J. Jeudy 12-94, J. Akins 6-49, P. Strong 3-15, B. Whiteheart 1-8, M. Woods 1-3, E. Moore 1-1.






WEEK 18



BROWNS 10  
RAVENS 35  
Jan. 4, 2025  
M&T Bank Stadium, Baltimore, MD



TEAM	1	2	3	4	F
Cleveland	0	3	0	7	10
Baltimore	7	7	7	14	35

SCORING SUMMARY

TEAM	Q	TIME	PLAY
Ravens	1	8:32	N.Wiggins 26 yd. interception return (J.Tucker kick)
Ravens	2	11:03	M.Andrews 12 yd. pass from L.Jackson (J.Tucker kick) (7-47, 3:18)
Browns	2	6:33	D.Hopkins 23 yd. Field Goal (9-55, 4:30)
Ravens	3	10:42	R.Bateman 7 yd. pass from L.Jackson (J.Tucker kick) (7-70, 4:18)
Browns	4	11:33	J.Akins 16 yd. pass from B.Zappe (D.Hopkins kick) (12-72, 6:36)
Ravens	4	6:44	D.Henry 2 yd. run (J.Tucker kick) (8-70, 4:49)
Ravens	4	3:04	D.Henry 43 yd. run (J.Tucker kick) (3-51, 1:31)

TEAM STATISTICS

	CLE	BAL
FIRST DOWNS:	13	20
TIME OF POSSESSION:	28:20	31:40
TOTAL NET YARDS: (RU/PA):	230 (56/174)	437 (220/217)
SACKS/YARDS	0/0	2/49
PUNTS/AVERAGE:	5/43.2	4/44.8
PENALTIES/YARDS:	3/20	10/83
FUMBLES/LOST:	0/0	0/0

INDIVIDUAL STATISTICS

**PASSING:** CLE: B. Zappe 31-16-170 (1 TD), D. Thompson-Robinson 3-2-13; BAL: L. Jackson 32-16-217 (2 TD).

**RUSHING:** CLE: D. Foreman 10-27, J. Kibodi 5-24, D. Thompson-Robinson 2-3, B. Zappe 2-2; BAL: D. Henry 20-138 (2 TD), L. Jackson 9-63, K. Mitchell 4-10, Z. Flowers 1-9.

**RECEIVING:** CLE: J. Jeudy 6-63, J. Akins 6-60, E. Moore 3-36, J. Kibodi 1-15, D. Foreman 1-8, B. Whiteheart 1-1; BAL: R. Bateman 5-76, M. Andrews 4-54, I. Likely 3-38, D. Henry 2-23, P. Ricard 1-14, Z. Flowers 1-12.



2024 BROWNS W-L RECORD BREAKDOWN

	2024 SEASON				2023 SEASON			
	OVERALL	VS. AFCN	HOME	ROAD	OVERALL	VS. AFCN	HOME	ROAD
Overall	3-14	2-4	2-6	1-7	11-6	3-3	8-1	3-5
On grass	3-13	2-4	2-6	1-7	9-3	3-2	8-1	1-2
On artificial surfaces	0-1	0-0	0-0	0-1	2-3	0-1	0-0	2-3
When scoring first	2-3	1-0	1-2	1-1	8-1	2-0	7-0	2-1
When opponent scores first	1-11	1-4	1-4	0-6	3-5	1-3	2-1	1-4
In overtime	0-0	0-0	0-0	0-0	0-0	0-0	0-0	0-0
When leading after first quarter	1-1	1-0	1-0	1-1	6-0	2-0	5-0	1-0
When leading at halftime	2-0	1-0	1-0	1-0	8-0	2-0	6-0	2-0
When leading after third quarter	3-0	2-0	2-0	1-0	7-2	2-1	7-0	1-2
When trailing after first quarter	0-9	0-4	0-5	0-4	3-6	1-3	1-1	2-5
When trailing at halftime	1-11	1-4	1-6	0-5	3-6	1-3	1-1	1-5
When trailing after third quarter	0-12	0-4	0-6	0-6	3-4	1-2	0-1	2-3
When tied at halftime	0-2	0-0	0-0	0-2	1-0	0-0	1-0	0-0
On Sunday	2-12	1-3	1-6	1-6	10-3	3-2	8-1	2-4
On Monday	0-1	0-0	0-0	0-1	0-1	0-1	0-0	0-1
On Thursday	1-0	1-0	1-0	0-0	1-0	0-0	1-0	0-0
On Saturday	0-1	0-1	0-0	0-0	0-0	0-0	0-0	0-0
Day games (before 5 p.m.)	2-13	1-4	1-6	1-6	10-5	2-2	8-1	1-4
Night games (after 5 p.m.)	1-1	1-0	1-0	0-1	1-1	0-1	1-0	0-1
When CLE had 100-yard rusher	0-0	0-0	0-0	0-0	2-1	2-1	1-0	1-1
When CLE had 100-yard receiver	0-3	0-0	0-1	0-2	6-0	0-0	5-0	1-0
When CLE had 300-yard passer	1-2	0-0	1-0	0-2	4-0	0-0	4-0	0-0
When OPP had 100-yard rusher	0-1	0-0	0-0	0-1	1-1	1-1	1-0	0-1
When OPP had 100-yard receiver	1-6	1-0	1-3	0-3	1-2	0-1	1-0	1-2
When OPP had 300-yard passer	0-0	0-0	0-0	0-0	1-0	0-0	0-0	0-0

2024 REPLAYS AND CHALLENGES

{2024 BROWNS CHALLENGES}

BROWNS CHALLENGES (0/1)

DATE	OPP.	TIME	INITIAL CALL	DECISION
12/9	PIT	Q4 5:52	Cleveland challenged the pass completion ruling	Ruling stands

OPPONENT CHALLENGES (2/5)

DATE	OPP.	TIME	INITIAL CALL	DECISION
10/14	PHI	Q1 5:26	Philadelphia challenged the passer was not down by contact ruling	Reversed
12/9	PIT	Q4 11:48	Pittsburgh challenged the runner was not down by contact ruling	Reversed
12/15	KC	Q3 11:58	Kansas City challenged the incomplete pass ruling	Ruling stands
12/29	MIA	Q3 4:09	Miami challenged the short of the line to gain ruling	Ruling stands
12/29	MIA	Q3 2:32	Miami challenged the forward pass ruling	Ruling stands

2024 STARTING LINEUPS AND INACTIVES

OFFENSIVE GAME-BY-GAME STARTERS

GAME	OPP.	WR	LT	LG	C	RG	RT	TE	WR	WR	QB	RB
9/8	DAL	J. Jeudy	J. Hudson	J. Bitonio	E. Pocic	W. Teller	D. Jones	D. Njoku	A. Cooper	E. Moore	D. Watson	J. Ford
9/15	at JAX	A. Cooper	J. Hudson	J. Bitonio	E. Pocic	W. Teller	D. Jones	Z. Zinter (T)	N. Harris (FB)	E. Moore	D. Watson	D. Foreman
9/22	NYG	A. Cooper	J. Wills	J. Bitonio	E. Pocic	W. Teller	D. Jones	J. Akins	C. Tillman	J. Jeudy	D. Watson	J. Ford
9/29	at LV	J. Jeudy	J. Hudson	J. Bitonio	E. Pocic	Z. Zinter	D. Jones	J. Akins	A. Cooper	E. Moore	D. Watson	J. Ford
10/6	at WAS	A. Cooper	J. Wills	J. Bitonio	E. Pocic	Z. Zinter	D. Jones	D. Njoku	J. Jeudy	E. Moore	D. Watson	D. Foreman
10/13	at PHI	A. Cooper	J. Wills	J. Bitonio	N. Harris	M. Dunn	J. Conklin	D. Njoku	E. Moore	J. Jeudy	D. Watson	J. Ford
10/20	CIN	J. Darden	J. Wills	J. Bitonio	E. Pocic	M. Dunn	J. Conklin	D. Njoku	C. Tillman	J. Jeudy	D. Watson	N. Chubb
10/27	BAL	C. Tillman	D. Jones	J. Bitonio	E. Pocic	W. Teller	J. Conklin	D. Njoku	G. Swaim (TE)	J. Jeudy	J. Winston	N. Chubb
11/3	LAC	C. Tillman	D. Jones	J. Bitonio	E. Pocic	W. Teller	J. Conklin	D. Njoku	E. Moore	J. Jeudy	J. Winston	N. Chubb
11/17	NO	C. Tillman	D. Jones	J. Bitonio	E. Pocic	W. Teller	J. Conklin	D. Njoku	G. Swaim (TE)	J. Jeudy	J. Winston	N. Chubb
11/21	PIT	C. Tillman	G. Ifedi	J. Bitonio	E. Pocic	W. Teller	J. Conklin	D. Njoku	E. Moore	J. Jeudy	J. Winston	N. Chubb
12/2	at DEN	J. Jeudy	G. Ifedi	J. Bitonio	E. Pocic	W. Teller	J. Conklin	D. Njoku	J. Akins (TE)	E. Moore	J. Winston	N. Chubb
12/8	at PIT	J. Jeudy	G. Ifedi	J. Bitonio	E. Pocic	W. Teller	J. Conklin	D. Njoku	B. Whiteheart (TE)	E. Moore	J. Winston	N. Chubb
12/15	KC	J. Jeudy	G. Ifedi	J. Bitonio	E. Pocic	W. Teller	J. Conklin	J. Akins	M. Woods	E. Moore	J. Winston	N. Chubb
12/22	at CIN	J. Jeudy	G. Ifedi	J. Bitonio	E. Pocic	W. Teller	J. Conklin	D. Njoku	M. Woods	E. Moore	D. Thompson-Robinson	N. Chubb
12/29	MIA	J. Jeudy	G. Ifedi	J. Bitonio	E. Pocic	W. Teller	J. Conklin	J. Akins	M. Dunn (OL)	E. Moore	D. Thompson-Robinson	J. Ford
1/4	at BAL	J. Jeudy	G. Ifedi	J. Bitonio	E. Pocic	W. Teller	J. Conklin	J. Akins	B. Whiteheart (TE)	E. Moore	B. Zappe	J. Ford

DEFENSIVE GAME-BY-GAME STARTERS

GAME	OPP.	DE	DT	DT	DE	LB	LB	CB	CB	CB	S	S
9/8	DAL	M. Garrett	D. Tomlinson	M. Hurst	Z. Smith	J. Hicks	J. Owusu-Koramoah	D. Ward	G. Newsome	M. Emerson	G. Delpit	J. Thornhill
9/15	at JAX	M. Garrett	D. Tomlinson	S. Harris	Z. Smith	J. Hicks	J. Owusu-Koramoah	D. Ward	G. Newsome	M. Emerson	G. Delpit	R. Hickman
9/22	NYG	M. Garrett	D. Tomlinson	S. Harris	Z. Smith	J. Hicks	J. Owusu-Koramoah	D. Ward	D. Bush (LB)	M. Emerson	G. Delpit	R. Hickman
9/29	at LV	M. Garrett	D. Tomlinson	S. Harris	Z. Smith	J. Hicks	J. Owusu-Koramoah	D. Ward	G. Newsome	R. McLeod (S)	G. Delpit	R. Hickman
10/6	at WAS	M. Garrett	D. Tomlinson	S. Harris	Z. Smith	D. Bush	J. Owusu-Koramoah	D. Ward	G. Newsome	M. Emerson	G. Delpit	R. Hickman
10/13	at PHI	M. Garrett	D. Tomlinson	S. Harris	Z. Smith	M. Diabate	J. Owusu-Koramoah	D. Ward	M. Hurst (DT)	M. Emerson	R. McLeod	D. Bell
10/20	CIN	M. Garrett	D. Tomlinson	S. Harris	Z. Smith	J. Hicks	J. Owusu-Koramoah	D. Ward	D. Bush (LB)	M. Emerson	G. Delpit	J. Thornhill
10/27	BAL	M. Garrett	D. Tomlinson	S. Harris	Z. Smith	D. Bush	J. Owusu-Koramoah	D. Ward	N. Watson (LB)	M. Diabate (LB)	G. Delpit	J. Thornhill
11/3	LAC	M. Garrett	D. Tomlinson	S. Harris	Z. Smith	D. Bush	M. Diabate	D. Ward	W. Reid (LB)	M. Emerson	G. Delpit	J. Thornhill
11/17	NO	M. Garrett	D. Tomlinson	S. Harris	O. Okoronkwo	D. Bush	M. Diabate	D. Ward	J. Hicks (LB)	M. Emerson	G. Delpit	J. Thornhill
11/21	PIT	M. Garrett	D. Tomlinson	S. Harris	O. Okoronkwo	D. Bush	M. Diabate	D. Ward	J. Hicks (LB)	M. Emerson	G. Delpit	J. Thornhill
12/2	at DEN	M. Garrett	D. Tomlinson	S. Harris	O. Okoronkwo	D. Bush	M. Diabate	D. Ward	J. Hicks (LB)	M. Emerson	G. Delpit	R. Hickman
12/8	at PIT	M. Garrett	D. Tomlinson	S. Harris	O. Okoronkwo	J. Hicks	M. Diabate	D. Ward	D. Bush (ILB)	M. Emerson	G. Delpit	J. Thornhill
12/15	KC	M. Garrett	D. Tomlinson	S. Harris	O. Okoronkwo	J. Hicks	M. Diabate	D. Ward	R. McLeod (S)	M. Emerson	G. Delpit	J. Thornhill
12/22	at CIN	M. Garrett	D. Tomlinson	M. Hall	I. McGuire	J. Hicks	M. Diabate	D. Ward	D. Bush (LB)	W. Reid (LB)	G. Delpit	J. Thornhill
12/29	MIA	M. Garrett	D. Tomlinson	M. Hall	I. McGuire	J. Hicks	M. Diabate	D. Ward	R. McLeod (S)	M. Emerson	G. Delpit	J. Thornhill
1/4	at BAL	M. Garrett	S. Kamara	M. Hall	I. McGuire	W. Reid	M. Diabate	C. Mitchell	R. McLeod (S)	M. Emerson	G. Delpit	J. Thornhill

GAME-BY-GAME INACTIVES

GAME	OPP.								
9/8	DAL	QB D.Thompson-Robinson	CB K.Hailassie	CB M.Harden	DE I.McGuire	G J.Cohen	T J.Wills	T J.Conklin	T J.Wills
9/15	at JAX	QB D.Thompson-Robinson	CB K.Hailassie	G J.Cohen	T J.Wills	T J.Conklin	WR J.Thrash	TE D.Njoku	T J.Conklin
9/22	NYG	QB D.Thompson-Robinson	RB P.Strong	CB K.Hailassie	G J.Cohen	T J.Conklin	WR J.Thrash	TE D.Njoku	WR J.Thrash
9/29	at LV	QB D.Thompson-Robinson	RB P.Strong	CB K.Hailassie	T J.Wills	T J.Conklin	WR J.Thrash	TE D.Njoku	WR J.Thrash
10/6	at WAS	QB D.Thompson-Robinson	CB K.Hailassie	LB J.Hicks	T J.Hudson	G J.Cohen	T J.Conklin	WR J.Thrash	WR J.Thrash
10/13	at PHI	QB D.Thompson-Robinson	S G.Delpit	S R.Hickman	C E.Pocic	LB J.Hicks	DT Q.Jefferson	WR J.Thrash	DT Q.Jefferson
10/20	CIN	CB K.Hailassie	S R.Hickman	RB J.Ford	LB N.Watson	DT Q.Jefferson			
10/27	BAL	QB B.Zappe	S R.Hickman	RB J.Ford	LB J.Hicks	T J.Wills	DT Q.Jefferson		
11/3	LAC	QB B.Zappe	RB D.Foreman	LB J.Hicks	G G.Ifedi	DT Q.Jefferson			
11/17	NO	QB B.Zappe	WR J.Darden	RB D.Foreman	DB C.Anusiem	T J.Wills			
11/21	PIT	QB B.Zappe	RB D. Foreman	DB C. Anusiem	T J. Wills	TE G. Swaim			
12/2	at DEN	S J.Thornhill	WR C.Tillman	RB D.Foreman	DB C.Anusiem	T J.Wills	DE S.Kamara	DE J.Houston	
12/8	at PIT	QB B.Zappe	WR C.Tillman	RB D.Foreman	DB C.Anusiem	WR J.Thrash	DE S.Kamara	DE J.Houston	
12/15	KC	QB B.Zappe	K D.Hopkins	WR C.Tillman	RB D.Foreman	DB C.Anusiem	TE D.Njoku	DE J.Houston	
12/22	at CIN	QB J.Winston	WR C.Tillman	CB K.Hailassie	DB C.Anusiem	TE B.Bates	DT S.Harris	DE C.Thomas	
12/29	MIA	QB J.Winston	WR C.Tillman	DB C.Anusiem	DE O.Okoronkwo	TE D.Njoku			
1/4	at BAL	QB J.Winston	CB D.Ward	CB K.Hailassie	ILB D.Bush	LB J.Hicks	WR M.Woods	DT D.Tomlinson	

2024 DEFENSIVE GAME-BY-GAME STATS

INTERCEPTIONS						
GAME	OPP.	NO.	YARDS	LG	TD	PLAYERS
9/8	DAL	0	0	0	0	N/A
9/15	JAX	0	0	0	0	N/A
9/22	NYG	0	0	0	0	N/A
9/29	at LV	1	0	0	0	J. Owusu-Koramoah
10/6	at WAS	0	0	0	0	N/A
10/13	at PHI	0	0	0	0	N/A
10/20	CIN	0	0	0	0	N/A
10/27	BAL	0	0	0	0	N/A
11/3	LAC	0	0	0	0	N/A
11/17	NO	1	0	0	0	D. Ward
11/21	PIT	0	0	0	0	N/A
12/2	at DEN	2	-2	-2	0	D. Ward, G. Newsome
12/8	at PIT	0	0	0	0	N/A
12/22	at CIN	0	0	0	0	N/A
12/29	MIA	0	0	0	0	N/A
1/4	at BAL	0	0	0	0	N/A
TOTALS		4	-2	-2	0	

FUMBLES						
FUMBLES FORCED				FUMBLES RECOVERED		
GAME	OPP.	NO.	PLAYERS	NO.	PLAYERS	
9/8	DAL	1	M. Garrett	0	N/A	
9/15	JAX	1	M. Garrett	0	N/A	
9/22	NYG	2	T. Brown, S. Harris	2	G. Delpit, R. Hickman	
9/29	at LV	1	I. McGuire	2	R. McLeod (TD), D. Watson	
10/6	at WAS	2	M. Emerson, J. Owusus-Koramoah	1	M. Emerson	
10/13	at PHI	0	N/A	0	N/A	
10/20	CIN	0	N/A	0	N/A	
10/27	BAL	0	N/A	0	N/A	
11/3	LAC	0	N/A	0	N/A	
11/17	NO	2	D. Ward, O. Okoronkwo	1	D. Ward	
11/21	PIT	1	M. Garrett	1	W. Reid	
12/2	at DEN	0	N/A	0	N/A	
12/8	at PIT	1	I. McGuire	1	M. Garrett	
12/15	KC	0	N/A	0	N/A	
12/22	at CIN	1	I. McGuire	1	J. Briggs	
12/29	MIA	0	N/A	0	N/A	
1/4	at BAL	0	N/A	0	N/A	
TOTAL		12		9		

QUARTERBACK SACKS				
GAME	OPP.	NO.	YARDS	PLAYERS
9/8	DAL	3	16	M. Garrett (1), D. Tomlinson (1), Z. Smith (1)
9/15	JAX	4	24	J. Hicks (1), M. Garrett (1), A. Wright (1), Q. Jefferson (1)
9/22	NYG	2	8	Z. Smith (1), O. Okoronkwo (1)
9/29	at LV	2	14	M. Garrett (2)
10/6	at WAS	3	17	W. Reid (.5), D. Tomlinson (.5), J. Owusu-Koramoah (1), Z. Smith (1)
10/13	at PHI	1	8	J. Owusus-Koramoah (1)
10/20	CIN	3	17	I. McGuire (.5), Z. Smith (1), S. Harris (1), M. Hurst (.5)
10/27	BAL	3	26	J. Owusu-Koramoah (1), Z. Smith (1), O. Okoronkwo (1)
11/3	LAC	6	36	S. Harris (.5), D. Bush (1), D. Tomlinson (1.5), M. Garrett (3)
11/17	NO	1	7	O. Okoronkwo (1)
11/21	PIT	4	22	J. Hicks (1), M. Garrett (3)
12/2	at DEN	0	0	N/A
12/8	at PIT	1	11	M. Garrett (1)
12/2	KC	0	0	N/A
12/22	at CIN	4	42	M. Hall (1), G. Delpit (1), M. Garrett (1), I. McGuire (1)
12/29	MIA	4	19	I. McGuire (1), C. Thomas (1), M. Garrett (2)
1/4	at BAL	0	0	N/A
TOTAL		41	265	



2024 CLEVELAND BROWNS INDIVIDUAL BESTS

BROWNS

LONGEST RUN FROM SCRIMMAGE:	66, J. Ford, at CIN (12/22)
LONGEST TOUCHDOWN RUN:	62, J. Ford, vs. KC (12/15)
LONGEST PASS COMPLETION:	89, J. Jeudy, at NO (11/17)
LONGEST TOUCHDOWN PASS:	89, J. Jeudy, at NO (11/17)
LONGEST PUNT RETURN:	28, J. Darden, vs. DAL (9/8)
LONGEST KICKOFF RETURN:	45, J. Ford, vs. KC (12/15)
MOST INTERCEPTIONS:	1, J. Owusu-Koramoah, at WAS (10/6), 1, D. Ward, at NO (11/17), 1, D. Ward at DEN (12/2), 1, G. Newsome at DEN (12/2)
LONGEST INTERCEPTION RETURN:	
LONGEST PUNT:	84, C. Bojorquez, at LV (9/29)
LONGEST FIELD GOAL:	56, D. Hopkins, at LV (9/29)
MOST RUSHING ATTEMPTS:	20, N. Chubb, vs. PIT (11/21)
MOST RUSHING YARDS:	92, J. Ford, at CIN (12/22)
MOST PASS ATTEMPTS:	58, J. Winston, at DEN (12/2)
MOST PASS COMPLETIONS:	34, J. Winston, at DEN (12/2)
MOST YARDS PASSING:	497, J. Winston, at DEN (12/2)
MOST RECEPTIONS:	12, J. Jeudy vs. MIA (12/29)
MOST YARDS RECEIVING:	235, J. Jeudy, at DEN (12/2)
MOST INTERCEPTIONS THROWN:	3, J. Winston, vs. LAC (11/3), 3, J. Winston, at DEN (12/2), 3, J. Winston, vs. KC (12/15)
MOST RUSHING TOUCHDOWNS:	2, N. Chubb vs. PIT (11/21)
MOST TOUCHDOWN PASSES:	4, J. Winston, at DEN (12/2)
MOST TOUCHDOWN RECEPTIONS:	2, A. Cooper, vs. NYG (9/22), 2, C. Tillman, vs. BAL (10/27), 2, D. Njoku at DEN (12/2)
MOST QB SACKS:	3, M. Garrett, vs. LAC (11/3), 3, M. Garrett, vs. PIT (11/21)

OPPONENTS

LONGEST RUN FROM SCRIMMAGE:	75, T. Hill, at NO (11/17)
LONGEST TOUCHDOWN RUN:	75, T. Hill, at NO (11/17)
LONGEST PASS COMPLETION:	93, M. Mims, at DEN (12/2)
LONGEST TOUCHDOWN PASS:	93, M. Mims, at DEN (12/2)
LONGEST PUNT RETURN:	60, K. Turpin, vs. DAL (9/8)
LONGEST KICKOFF RETURN:	100, C. Jones, vs. CIN (9/8)
MOST INTERCEPTIONS:	1, E. Kendricks, vs. DAL (9/8), T. Diggs, vs. DAL (9/8), 1, T. Moehrig, at LV (9/29), 1, A. Gilman, vs. LAC (11/3), 1, T. Still, vs. LAC (11/3), 1, E. Molden, vs. LAC (11/3), 1, D. Jackson, vs. PIT (11/21), 1, N. Bonitto at DEN (12/2), 1, C. Barton at DEN (12/2), 1, J. McMillian, at DEN (12/2), 1, J. Pierre, at PIT (12/8), 1, K. Benton, at PIT (12/8), 1, J. Hicks, vs. KC (12/15), 1, B. Cook, vs. KC (12/15), 1, N. Bolton, vs. KC (12/15), 1, T. McDuffie, vs. KC (12/15), 1, J. Battle, at CIN (12/22), 1, G. Stone, at CIN (12/22), 1, T. Dodson, vs. MIA (12/29), 1, N. Wiggins, at BAL (1/4), 1, M. Pierce, at BAL (1/4)
LONGEST INTERCEPTION RETURN:	71, N. Bonitto, at DEN (12/2)
LONGEST PUNT:	67, J. Gillan, vs. NYG (9/22), 67, A. Cole, at LV (9/29)
LONGEST FIELD GOAL:	57, B. Aubrey, vs. DAL (9/8)
MOST RUSHING ATTEMPTS:	20, D. Henry, at BAL (1/4)
MOST RUSHING YARDS:	138, T. Hill, at NO (11/17), 138, D. Henry, at BAL (1/4)
MOST PASS ATTEMPTS:	38, L. Jackson, vs. BAL (10/27), 38, P. Mahomes, vs. KC (12/15)
MOST PASS COMPLETIONS:	24, D. Jones, vs. NYG (9/22)
MOST YARDS PASSING:	294, B. Nix, at DEN (12/2)
MOST RECEPTIONS:	9, T. Hill, vs. MIA (12/29)
MOST YARDS RECEIVING:	118, Q. Johnston, vs. LAC (11/3)
MOST INTERCEPTIONS THROWN:	2, B. Nix, at DEN (12/2)
MOST RUSHING TOUCHDOWNS:	3, T. Hill, at NO (11/17)
MOST TOUCHDOWN PASSES:	3, J. Burrow, at CIN (12/22)
MOST TOUCHDOWN RECEPTIONS:	2, M. Nabers, vs. NYG (9/22), 2, D. Henry, at BAL (1/4)
MOST QB SACKS:	2.5, F. Luvu, at WAS (10/6), 2.5 T. Tuipulotu, vs. LAC (11/3)

2024 BROWNS TEAM SCORING

GAME	OPP.	BROWNS						OPPONENTS					
		1ST	2ND	3RD	4TH	OT	TOTAL	1ST	2ND	3RD	4TH	OT	TOTAL
9/8	DAL	3	0	7	7	0	17	7	13	10	3	0	33
9/15	JAX	7	6	3	2	0	18	0	3	7	3	0	13
9/22	NYG	7	0	7	8	0	15	7	14	0	0	0	21
9/29	at LV	10	0	0	6	0	16	0	10	10	0	0	20
10/6	at WAS	0	3	3	7	0	13	7	17	10	0	0	34
10/13	at PHI	0	10	0	6	0	16	0	10	3	7	0	20
10/20	CIN	0	6	0	8	0	14	7	0	14	0	0	21
10/27	BAL	3	3	14	9	0	29	0	10	7	7	0	24
11/3	LAC	0	3	0	7	0	10	7	13	0	7	0	27
11/17	NO	6	0	8	0	0	14	7	7	0	21	0	35
11/21	PIT	0	10	0	14	0	24	0	3	3	13	0	19
12/2	at DEN	7	10	8	7	0	32	7	14	10	10	0	41
12/8	at PIT	7	0	0	7	0	14	3	10	14	0	0	27
12/15	KC	0	0	7	0	0	7	7	7	7	0	0	21
12/22	at CIN	0	0	6	0	0	6	7	10	0	7	0	24
12/29	MIA	0	3	0	0	0	3	3	3	7	7	0	20
1/4	at BAL	0	3	0	7	0	10	7	7	7	14	0	35
TOTALS		44	57	63	95	0	258	76	151	109	99	0	435

2024 TURNOVER TABLE

GAME	OPP.	TAKEAWAYS				GIVEAWAYS				DIFFERENCE	RESULT
		FUMBLES	INTS	TOTAL	PTS	FUMBLES	INT	TOTAL	PTS OFF		
9/8	DAL	0	0	0	0	0	2	2	3	-2	L, 17-33
9/15	JAX	1	0	1	0	1	0	1	0	0	W, 18-13
9/22	NYG	2	0	2	0	2	0	2	0	0	L, 16-21
9/29	at LV	1	0	1	6	0	1	1	0	0	L, 16-20
10/6	at WAS	1	1	2	0	1	0	1	0	+1	L, 13-34
10/13	at PHI	0	0	0	0	0	0	0	0	0	L, 16-20
10/20	CIN	0	0	0	0	0	2	2	0	-2	L, 14-21
10/27	BAL	0	0	0	0	1	0	1	0	-1	W, 29-24
11/3	LAC	0	0	0	0	0	3	3	0	-3	L, 10-27
11/17	NO	2	1	3	0	0	0	0	0	+3	L, 14-35
11/21	PIT	1	0	1	3	2	1	3	6	-2	W, 19-24
12/2	at DEN	0	2	2	10	0	3	3	14	-1	L, 32-41
12/8	at PIT	1	0	1	0	1	2	3	7	-2	L, 14-27
12/15	KC	0	0	0	0	2	4	6	14	-6	L, 7-21
12/22	at CIN	1	0	1	0	1	2	3	7	-2	L, 6-24
12/29	MIA	0	0	0	0	1	1	2	0	-2	L, 3-20
1/4	at BAL	0	0	0	0	0	2	2	7	-2	L, 10-35
TOTAL		10	4	14	19	12	21	32	58	-22	

2024 BROWNS SCORING DRIVES

CLEVELAND BROWNS VS DALLAS COWBOYS (9.8.24)

TEAM	QTR.	TIME	SCORING PLAY	DAL	CLE
Browns	1	9:23	D. Hopkins 51 yd. Field Goal	0	3
Cowboys	1	6:55	B. Cooks 21 yd. pass from D. Prescott (B. Aubrey kick)	7	3
Cowboys	2	5:15	E. Elliott 3 yd. run (B. Aubrey kick)	14	3
Cowboys	2	2:06	B. Aubrey 57 yd. Field Goal	17	3
Cowboys	2	0:51	B. Aubrey 40 yd. Field Goal	20	3
Cowboys	3	12:59	K. Turpin 60 yd. punt return	27	3
Browns	3	8:42	J. Jeudy 6 yd. pass from D. Watson (D. Hopkins kick)	27	10
Cowboys	3	1:27	B. Aubrey 50 yd. Field Goal	30	10
Cowboys	4	11:51	B. Aubrey 46 yd. Field Goal	33	10
Browns	4	0:29	J. Ford 2 yd. run (D. Hopkins kick)	33	17

CLEVELAND BROWNS AT JACKSONVILLE JAGUARS (9.15.24)

TEAM	QTR.	TIME	SCORING PLAY	DAL	CLE
Browns	1	2:29	D.Watson 1 yd. run (D.Hopkins kick) (16-89, 9:14)	7	0
Browns	2	9:52	D.Hopkins 53 yd. Field Goal (12-41, 6:35)	10	0
Jaguars	2	4:44	C.Little 22 yd. Field Goal (11-66, 5:08)	10	3
Browns	2	0:27	D.Hopkins 38 yd. Field Goal (8-52, 4:17)	13	3
Browns	3	10:20	D.Hopkins 44 yd. Field Goal (6-23, 2:16)	16	3
Jaguars	3	1:11	T.Etienne 4 yd. run (C.Little kick) (3-72, 1:18)	16	10
Jaguars	4	7:32	C.Little 25 yd. Field Goal (13-83, 6:42)	16	13
Browns	4	1:44	T.Lawrence sacked in end zone by A.Wright for a Safety	18	13

CLEVELAND BROWNS VS. NEW YORK GIANTS (9.22.24)

TEAM	QTR.	TIME	SCORING PLAY	NYG	CLE
Browns	1	14:49	A.Cooper 24 yd. pass from D.Watson (D.Hopkins kick) (1-24, 0:06)	0	7
Giants	1	2:07	D.Singletary 1 yd. run (G.Joseph kick) (13-81, 7:44)	7	7
Giants	2	1:44	M.Nabers 3 yd. pass from D.Jones (G.Joseph kick) (14-93, 6:51)	14	7
Giants	2	0:11	M.Nabers 5 yd. pass from D.Jones (G.Joseph kick) (4-30, 0:21)	21	7
Browns	4	11:33	A.Cooper 6 yd. pass from D.Watson (D.Watson-J.Jeudy pass) (5-49, 2:07)	21	15

CLEVELAND BROWNS AT LAS VEGAS RAIDERS (9.29.24)

TEAM	QTR.	TIME	SCORING PLAY	CLE	LV
Browns	1	5:38	B.Whiteheart 1 yd. pass from D.Watson (D.Hopkins kick) (15-70, 9:22)	7	0
Browns	1	0:35	D.Hopkins 56 yd. Field Goal (6-17, 3:20)	10	0
Raiders	2	9:50	T.Tucker 3 yd. run (D.Carlson kick) (11-70, 5:45)	10	7
Raiders	2	2:52	D.Carlson 52 yd. Field Goal (9-45, 5:06)	10	10
Raiders	3	11:28	D.Carlson 34 yd. Field Goal (8-55, 3:32)	10	13
Raiders	3	5:23	D.Turner 18 yd. run (D.Carlson kick) (6-52, 2:36)	10	20
Browns	4	14:50	R.McLeod 25 yd. fumble return (kick failed, wl)	16	20

CLEVELAND BROWNS AT WASHINGTON COMMANDERS (10.6.24)

TEAM	QTR.	TIME	SCORING PLAY	CLE	WAS
Commanders	1	2:40	B.Robinson 4 yd. run (A.Seibert kick) (6-34, 3:25)	0	7
Browns	2	13:08	D.Hopkins 51 yd. Field Goal (6-10, 1:52)	3	7
Commanders	2	8:41	A.Seibert 27 yd. Field Goal (8-71, 4:27)	3	10
Commanders	2	3:11	B.Robinson 1 yd. run (A.Seibert kick) (10-74, 3:37)	3	17
Commanders	2	0:36	D.Brown 41 yd. pass from J.Daniels (A.Seibert kick) (5-62, 0:59)	3	24
Browns	3	12:12	D.Hopkins 31 yd. Field Goal (6-17, 2:40)	6	24
Commanders	3	7:23	J.McNichols 3 yd. run (A.Seibert kick) (9-80, 4:49)	6	31
Commanders	3	2:35	A.Seibert 30 yd. Field Goal (7-38, 3:13)	6	34
Browns	4	7:02	J.Akins 10 yd. pass from D.Watson (D.Hopkins kick) (9-54, 4:49)	13	34

2024 BROWNS SCORING DRIVES

CLEVELAND BROWNS AT PHILADELPHIA EAGLES (10.13.24)

TEAM	QTR.	TIME	SCORING PLAY	CLE	PHI
Eagles	2	13:02	J.Elliott 49 yd. Field Goal (14-58, 6:48)	0	3
Eagles	2	7:17	A.Brown 22 yd. pass from J.Hurts (J.Elliott kick) (10-84, 4:46)	0	10
Browns	2	1:58	D.Hopkins 43 yd. Field Goal (10-45, 5:19)	3	10
Browns	2	0:14	R.McLeod 50 yd. return of blocked field goal (D.Hopkins kick)	10	10
Eagles	3	2:50	J.Elliott 44 yd. Field Goal (7-27, 3:57)	10	13
Browns	4	9:49	D.Hopkins 49 yd. Field Goal (12-39, 8:01)	13	13
Eagles	4	7:54	D.Smith 45 yd. pass from J.Hurts (J.Elliott kick) (4-70, 1:55)	13	20
Browns	4	3:54	D.Hopkins 31 yd. Field Goal (9-57, 4:00)	16	20

CLEVELAND BROWNS VS. CINCINNATI BENGALS (10.20.24)

TEAM	QTR.	TIME	SCORING PLAY	CIN	CLE
Bengals	1	14:48	C.Jones 100 yd. kickoff return (E.McPherson kick) (0-0, 0:12)	7	0
Browns	2	0:56	N.Chubb 1 yd. run (kick failed, wl) (12-78, 4:29)	7	6
Bengals	3	7:56	J.Chase 18 yd. pass from J.Burrow (E.McPherson kick) (5-65, 2:53)	14	6
Bengals	3	1:30	T.Higgins 25 yd. pass from J.Burrow (E.McPherson kick) (4-50, 1:55)	21	6
Browns	4	1:27	D.Njoku 8 yd. pass from J.Winston (J.Winston-C.Tillman pass) (12-60, 2:16)	21	14

CLEVELAND BROWNS VS. BALTIMORE RAVENS (10/27/24)

TEAM	QTR.	TIME	SCORING PLAY	BAL	CLE
Browns	1	0:37	D.Hopkins 28 yd. Field Goal (14-81, 8:08) (2-25, 0:41) (2-25, 0:41)	0	3
Ravens	2	11:51	J.Tucker 49 yd. Field Goal (7-40, 3:46)	3	3
Browns	2	3:41	D.Hopkins 33 yd. Field Goal (10-52, 5:39)	3	6
Ravens	2	0:27	N.Agholor 11 yd. pass from L.Jackson	9	6
Browns	3	10:46	D.Njoku 23 yd. pass from J.Winston (D.Hopkins kick) (8-70, 4:14)	10	13
Ravens	3	4:42	M.Andrews 7 yd. pass from L.Jackson (J.Tucker kick) (6-62, 2:59)	17	13
Browns	3	2:01	C. Tillman 22 yd. pass from J.Winston (D.Hopkins kick) (6-72, 2:41)	17	20
Browns	4	4:55	D.Hopkins 48 yd. Field Goal (8-32, 4:11)	17	23
Ravens	4	2:36	D.Henry 2 yd. run (J.Tucker kick) (6-91, 2:19)	24	23
Browns	4	0:59	C.Tillman 38 yd. pass from J.Winston (pass failed) (9-69, 1:37)	24	29

CLEVELAND BROWNS VS. LOS ANGELES CHARGERS (11.3.24)

TEAM	QTR.	TIME	SCORING PLAY	LAC	CLE
Chargers	1	6:49	J.Palmer 28 yd. pass from J.Herbert (C.Dicker kick) (6-30, 3:44)	7	0
Browns	2	9:30	D.Hopkins 38 yd. Field Goal (10-34, 5:19)	7	3
Chargers	2	8:01	Q.Johnston 66 yd. pass from J.Herbert (kick failed, wl) (3-70, 1:29)	13	3
Chargers	2	3:30	J.Dobbins 16 yd. run (C.Dicker kick) (5-60, 2:47)	20	3
Chargers	4	4:16	J.Dobbins 7 yd. run (C.Dicker kick) (4-46, 2:14)	27	3
Browns	4	0:44	C.Tillman 17 yd. pass from J.Winston (D.Hopkins kick) (12-70, 3:32)	27	10

CLEVELAND BROWNS AT NEW ORLEANS SAINTS (11.17.24)

TEAM	QTR.	TIME	SCORING PLAY	CLE	NO
Saints	1	9:54	T.Hill 10 yd. run (B.Grupe kick) (6-49, 2:34)	0	7
Browns	1	1:52	J.Jeudy 89 yd. pass from J.Winston (pass failed) (1-89, 0:15)	6	7
Saints	2	12:40	M.Valdes-Scantling 71 yd. pass from D.Carr (B.Grupe kick) (3-80, 1:34)	6	14
Browns	3	8:49	E.Moore 30 yd. pass from J.Winston (J.Winston-D.Njoku pass) (8-92, 4:12)	14	14
Saints	4	13:22	T.Hill 33 yd. run (B.Grupe kick) (9-77, 4:56)	14	21
Saints	4	6:04	J.Johnson 1 yd. pass from D.Carr (B.Grupe kick) (6-35, 2:56)	14	28
Saints	4	2:26	T.Hill 75 yd. run (B.Grupe kick) (2-78, 0:17)	14	35



2024 BROWNS SCORING DRIVES

CLEVELAND BROWNS VS. PITTSBURGH STEELERS (11.21.24)

TEAM	QTR.	TIME	SCORING PLAY	PIT	CLE
Steelers	2	10:53	C.Boswell 48 yd. Field Goal (10-59, 6:08)	3	0
Browns	2	4:00	N.Chubb 2 yd. run (D.Hopkins kick) (12-80, 6:53)	3	7
Browns	2	0:40	D.Hopkins 34 yd. Field Goal (6-15, 2:31)	3	10
Steelers	3	1:56	C.Boswell 28 yd. Field Goal (13-71, 7:13)	6	10
Browns	4	12:16	J.Winston 2 yd. run (J.Winston-D.Njoku pass) (10-65, 4:40)	6	18
Steelers	4	7:57	J.Warren 3 yd. run (C.Boswell kick) (7-69, 4:19)	13	18
Steelers	4	6:15	C.Austin 23 yd. pass from R.Wilson (pass failed) (3-27, 0:50)	19	18
Browns	4	0:57	N.Chubb 2 yd. run (pass failed) (9-45, 2:25)	19	24

CLEVELAND BROWNS AT DENVER BRONCOS (12.2.24)

TEAM	QTR.	TIME	SCORING PLAY	CLE	DEN
Broncos	1	4:13	J.Williams 2 yd. run (W.Lutz kick) (12-63, 6:03)	0	7
Browns	1	1:09	D.Njoku 8 yd. pass from J.Winston (D.Hopkins kick) (5-70, 3:04)	7	7
Browns	2	8:49	D.Hopkins 45 yd. Field Goal (9-42, 3:43)	10	7
Broncos	2	4:03	M.Burton 1 yd. run (W.Lutz kick) (6-67, 3:04)	10	14
Broncos	2	1:38	N.Bonitto 71 yd. interception return (W.Lutz kick)	10	21
Browns	2	0:13	D.Njoku 4 yd. pass from J.Winston (D.Hopkins kick) (11-70, 1:25)	17	21
Broncos	3	10:01	M.Mims 93 yd. pass from B.Nix (W.Lutz kick) (3-92, 0:33)	17	28
Browns	3	9:50	J.Jeudy 70 yd. pass from J.Winston (J.Winston-J.Jeudy pass) (1-70, 0:11)	25	28
Broncos	3	1:52	W.Lutz 36 yd. Field Goal (10-78, 4:06)	25	31
Browns	4	8:57	N.Chubb 5 yd. pass from J.Winston (D.Hopkins kick) (9-72, 3:34)	32	31
Broncos	4	2:54	W.Lutz 27 yd. Field Goal (11-61, 6:03)	32	34
Broncos	4	1:48	J.McMillian 44 yd. interception return (W.Lutz kick)	32	41

CLEVELAND BROWNS AT PITTSBURGH STEELERS (12.8.24)

TEAM	QTR.	TIME	SCORING PLAY	CLE	PIT
Steelers	1	9:32	C.Boswell 30 yd. Field Goal (5-24, 2:30)	0	3
Browns	1	5:50	J.Jeudy 35 yd. pass from J.Winston (D.Hopkins kick) (7-70, 3:42)	7	3
Steelers	2	11:00	N.Harris 1 yd. run (C.Boswell kick) (5-31, 2:18)	7	10
Steelers	2	4:21	C.Boswell 54 yd. Field Goal (11-45, 5:39)	7	13
Steelers	3	8:37	V.Jefferson 10 yd. pass from R.Wilson (C.Boswell kick) (8-67, 4:03)	7	20
Steelers	3	3:51	P.Freiermuth 20 yd. pass from R.Wilson (C.Boswell kick) (5-46, 1:55)	7	27
Browns	4	7:19	D.Njoku 15 yd. pass from J.Winston (D.Hopkins kick) (14-79, 5:47)	14	27

CLEVELAND BROWNS VS. KANSAS CITY CHIEFS (12.15.24)

TEAM	QTR.	TIME	SCORING PLAY	KC	CLE
Chiefs	1	12:12	J.Smith-Schuster 7 yd. pass from P.Mahomes (H.Butker kick) (3-21, 1:22)	7	0
Chiefs	2	4:46	N.Gray 6 yd. pass from P.Mahomes (H.Butker kick) (14-87, 6:56)	14	0
Chiefs	3	12:59	X.Worthy 21 yd. run (H.Butker kick) (4-34, 1:47)	21	0
Browns	3	3:16	J.Ford 62 yd. run (R.Patterson kick) (2-49, 0:56)	21	7

CLEVELAND BROWNS AT CINCINNATI BENGALS (12.22.24)

TEAM	QTR.	TIME	SCORING PLAY	CLE	CIN
Bengals	1	7:14	T.Higgins 2 yd. pass from J.Burrow (C.York kick) (8-99, 4:58)	0	7
Bengals	2	7:32	A.Iosivas 6 yd. pass from J.Burrow (C.York kick) (9-50, 4:02)	0	14
Bengals	2	0:00	C.York 59 yd. Field Goal (8-27, 3:51)	0	17
Browns	3	5:50	J.Ford 4 yd. run (kick failed, wr) (11-70, 5:20)	6	17
Bengals	4	1:44	J.Chase 32 yd. pass from J.Burrow (C.York kick) (2-36, 0:10)	6	24

CLEVELAND BROWNS VS. MIAMI DOLPHINS (12.29.24)

TEAM	QTR.	TIME	SCORING PLAY	MIA	CLE
Dolphins	1	5:46	J.Sanders 54 yd. Field Goal (7-26, 3:39)	3	0
Browns	2	13:26	D.Hopkins 25 yd. Field Goal (14-66, 7:20)	3	3
Dolphins	2	0:00	J.Sanders 39 yd. Field Goal (5-41, 0:40)	6	3
Dolphins	3	11:04	T.Huntley 13 yd. run (J.Sanders kick) (6-72, 3:05)	13	3
Dolphins	4	3:38	J.Smith 7 yd. pass from T.Huntley (J.Sanders kick) (4-21, 0:18)	20	3

CLEVELAND BROWNS AT BALTIMORE RAVENS (1.4.25)

TEAM	QTR.	TIME	SCORING PLAY	CLE	PHI
Ravens	1	8:32	N.Wiggins 26 yd. interception return (J.Tucker kick)	0	7
Ravens	2	11:03	M.Andrews 12 yd. pass from L.Jackson (J.Tucker kick) (7-47, 3:18)	0	14
Browns	2	6:33	D.Hopkins 23 yd. Field Goal (9-55, 4:30)	3	14
Ravens	3	10:42	R.Bateman 7 yd. pass from L.Jackson (J.Tucker kick) (7-70, 4:18)	3	21
Browns	4	11:33	J.Akins 16 yd. pass from B.Zappe (D.Hopkins kick) (12-72, 6:36)	10	21
Ravens	4	6:44	D.Henry 2 yd. run (J.Tucker kick) (8-70, 4:49)	10	28
Ravens	4	3:04	D.Henry 43 yd. run (J.Tucker kick) (3-51, 1:31)	10	35

2024 BALL POSSESSION AND DRIVE CHART

CLEVELAND BROWNS VS DALLAS COWBOYS (9.8.24)

BROWNS (30:54) AVERAGE DRIVE START CLE 29					COWBOYS (29:06) AVERAGE DRIVE START DAL 36				
	PLAYS	YARDS	TIME	END		PLAYS	YARDS	TIME	END
1.	6	13	3:16	Field Goal	1.	3	-1	2:21	Punt
2.	3	7	2:10	Punt	2.	6	70	2:28	Touchdown
3.	3	-5	1:10	Punt	3.	8	31	3:35	Punt
4.	3	8	1:45	Punt	4.	3	2	2:04	Punt
5.	3	3	0:41	Punt	5.	11	78	5:56	Touchdown
6.	2	-4	0:20	Interception	6.	5	17	2:28	Field Goal
7.	3	7	0:42	Punt	7.	4	1	0:55	Field Goal
8.	3	-14	2:01	Punt	8.	2	7	0:09	End of Half
9.	12	75	4:17	Touchdown	9.	3	3	0:55	Punt
10.	3	1	1:12	Punt	10.	3	4	1:18	Punt
11.	4	1	1:22	Downs	11.	6	14	2:28	Field Goal
12.	4	6	2:20	Downs	12.	6	10	2:16	Field Goal
13.	7	48	2:45	Interception	13.	3	4	1:44	Punt
14.	15	64	6:53	Touchdown	14.	1	-1	0:29	End Game

CLEVELAND BROWNS VS JACKSONVILLE JAGUARS (9.15.24)

BROWNS (34:23) AVERAGE DRIVE START CLE 33					JAGUARS (25:37) AVERAGE DRIVE START JAX 21				
	PLAYS	YARDS	TIME	END		PLAYS	YARDS	TIME	END
1.	16	89	9:14	Touchdown	1.	5	15	3:17	Punt
2.	12	41	6:35	Field Goal	2.	3	5	1:02	Punt
3.	8	52	4:17	Field Goal	3.	11	66	5:08	Field Goal
4.	3	6	0:44	Punt	4.	1	0	0:27	End of Half
5.	6	23	2:16	Field Goal	5.	3	-7	1:40	Punt
6.	5	8	3:19	Punt	6.	11	45	4:32	Missed Field Goal
7.	3	3	1:57	Punt	7.	3	72	1:18	Touchdown
8.	12	29	5:44	Punt	8.	13	83	6:42	Field Goal
9.	3	4	0:17	Punt	9.	1	-2	0:04	Safety
					10.	7	57	1:27	End of Game

CLEVELAND BROWNS VS NEW YORK GIANTS (9.22.24)

BROWNS (26:04) AVERAGE DRIVE START CLE 30					GIANTS (33:56) AVERAGE DRIVE START NYG 28				
	PLAYS	YARDS	TIME	END		PLAYS	YARDS	TIME	END
1.	1	24	0:06	Touchdown	1.	0	0	0:05	Fumble
2.	5	11	2:48	Punt	2.	3	3	2:10	Punt
3.	3	-15	2:07	Punt	3.	13	81	7:44	Touchdown
4.	7	27	4:29	Punt	4.	3	6	1:56	Punt
5.	5	0	1:12	Fumble	5.	14	93	6:51	Touchdown
6.	1	-1	0:11	End of Half	6.	4	30	0:21	Touchdown
7.	3	-2	0:59	Punt	7.	3	23	1:07	Fumble
8.	7	10	2:09	Missed Field Goal	8.	4	3	1:05	Punt
9.	9	29	3:43	Punt	9.	6	20	4:15	Punt
10.	5	29	2:00	Punt	10.	3	1	1:02	Punt
11.	5	49	2:07	Touchdown	11.	4	3	1:40	Punt
12.	5	34	2:13	Fumble	12.	5	14	2:21	Punt
13.	4	9	1:23	Downs	13.	4	-1	0:56	Missed Field Goal
14.	4	6	0:37	Downs	14.	4	39	2:23	End of Game

CLEVELAND BROWNS AT LAS VEGAS RAIDERS (9.29.24)

BROWNS (30:42)					RAIDERS (29:18)				
AVERAGE DRIVE START CLE 26					AVERAGE DRIVE START LV 26				
	PLAYS	YARDS	TIME	END		PLAYS	YARDS	TIME	END
1.	15	70	9:22	Touchdown	1.	3	-11	1:43	Punt
2.	6	17	3:20	Field Goal	2.	11	70	5:45	Touchdown
3.	3	2	1:52	Punt	3.	9	45	5:06	Field Goal
4.	7	43	1:32	Punt	4.	4	13	1:20	End of Half
5.	6	23	3:29	Interception	5.	8	55	3:32	Field Goal
6.	5	-1	3:54	Punt	6.	6	52	2:36	Touchdown
7.	5	21	3:02	Punt	7.	3	5	1:39	Fumble
8.	3	6	1:29	Punt	8.	5	15	3:00	Punt
9.	8	50	2:42	Turnover on Downs	9.	4	25	2:24	Punt
					10.	3	-5	1:38	Punt
					11.	1	-1	0:35	End of Game

CLEVELAND BROWNS AT WASHINGTON COMMANDERS (10.6.24)

BROWNS (28:42)					COMMANDERS (31:18)				
AVERAGE DRIVE START CLE 29					AVERAGE DRIVE START WAS 25				
	PLAYS	YARDS	TIME	END		PLAYS	YARDS	TIME	END
1.	5	23	2:09	Turnover on Downs	1.	3	-9	1:48	Punt
2.	3	-7	1:09	Punt	2.	6	61	2:18	Interception
3.	3	4	1:31	Punt	3.	6	34	3:25	Touchdown
4.	3	5	1:39	Punt	4.	3	0	1:01	Punt
5.	6	10	1:52	Field Goal	5.	8	71	4:27	Field Goal
6.	3	2	1:53	Punt	6.	10	74	3:37	Touchdown
7.	3	-4	1:36	Punt	7.	5	62	0:59	Touchdown
8.	4	20	0:36	Punt	8.	1	2	0:08	Fumble
9.	6	17	2:40	Field Goal	9.	9	80	4:49	Touchdown
10.	3	29	1:35	Fumble	10.	7	38	3:13	Field Goal
11.	9	19	4:45	Punt	11.	3	3	0:59	Punt
12.	9	54	4:49	Touchdown	12.	6	23	4:34	Punt
13.	4	22	2:28	End of Game					

CLEVELAND BROWNS AT PHILADELPHIA EAGLES (10.13.24)

BROWNS (31:27)					EAGLES (28:33)				
AVERAGE DRIVE START CLV 30					AVERAGE DRIVE START PHI 28				
	PLAYS	YARDS	TIME	END		PLAYS	YARDS	TIME	END
1.	3	5	1:15	Punt	1.	3	5	1:03	Punt
2.	9	20	5:07	Punt	2.	7	16	2:45	Punt
3.	3	1	0:59	Punt	3.	14	58	6:48	Field Goal
4.	10	45	5:19	Field Goal	4.	10	84	4:46	Touchdown
5.	8	36	4:34	Missed Field Goal	5.	6	33	1:44	Blocked Field Goal
6.	3	1	2:12	Punt	6.	1	-1	0:14	End of Half
7.	12	39	8:01	Field Goal	7.	3	4	1:27	Punt
8.	9	57	4:00	Field Goal	8.	7	27	3:57	Field Goal
					9.	4	70	1:55	Touchdown
					10.	10	61	3:54	End of Game



CLEVELAND BROWNS VS CINCINNATI BENGALS (10.20.24)

BROWNS (34:29)					BENGALS (28:33)				
AVERAGE DRIVE START CLE 23					AVERAGE DRIVE START CIN 28				
	PLAYS	YARDS	TIME	END		PLAYS	YARDS	TIME	END
1.	3	9	1:39	Punt	1.	0	0	0:12	Touchdown
2.	10	32	5:02	Missed Field Goal	2.	3	6	1:39	Punt
3.	3	0	2:00	Punt	3.	6	19	2:46	Turnover on Downs
4.	4	12	2:23	Punt	4.	5	35	2:26	Punt
5.	4	15	3:17	Punt	5.	3	2	0:52	Punt
6.	12	78	4:29	Touchdown	6.	4	7	2:19	Punt
7.	1	-2	0:30	End of Half	7.	3	17	0:26	Punt
8.	8	57	4:11	Turnover on Downs	8.	5	65	2:53	Touchdown
9.	2	4	1:12	Interception	9.	3	3	1:25	Punt
10.	5	14	1:54	Punt	10.	4	50	1:55	Touchdown
11.	3	4	1:30	Punt	11.	6	13	3:07	Punt
12.	8	27	3:19	Punt	12.	5	16	3:44	Punt
13.	3	3	0:47	Interception	13.	4	-2	0:20	Missed Field Goal
14.	12	60	2:16	Touchdown	14.	3	-3	1:27	End of Game

CLEVELAND BROWNS VS BALTIMORE RAVENS (10.27.24)

BROWNS (31:06)					RAVENS (28:54)				
AVERAGE DRIVE START CLE 29					AVERAGE DRIVE START BAL 24				
	PLAYS	YARDS	TIME	END		PLAYS	YARDS	TIME	END
1.	14	81	8:08	Field Goal	1.	10	68	6:15	Turnover on Downs
2.	4	21	1:25	Punt	2.	7	40	3:46	Field Goal
3.	10	52	5:39	Field Goal	3.	3	1	1:06	Punt
4.	3	-17	0:50	Fumble	4.	3	-4	1:43	Punt
5.	1	-1	0:27	End of Half	5.	2	25	0:41	Touchdown
6.	8	70	4:14	Touchdown	6.	4	30	2:38	Punt
7.	3	0	0:27	Punt	7.	6	62	2:59	Touchdown
8.	6	72	2:41	Touchdown	8.	10	39	4:03	Missed FG
9.	3	2	1:27	Punt	9.	5	9	2:25	Punt
10.	8	32	4:11	Field Goal	10.	6	91	2:19	Touchdown
11.	9	69	1:37	Touchdown	11.	8	46	0:59	Turnover on Downs

CLEVELAND BROWNS VS LOS ANGELES CHARGERS (11.3.24)

BROWNS (34:09)					CHARGERS (25:51)				
AVERAGE DRIVE START CLE 28					AVERAGE DRIVE START LAC 30				
	PLAYS	YARDS	TIME	END		PLAYS	YARDS	TIME	END
1.	5	12	3:12	Punt	1.	4	18	1:15	Punt
2.	4	10	1:33	Punt	2.	6	30	3:44	Touchdown
3.	3	-5	1:26	Punt	3.	3	8	2:05	Punt
4.	10	34	5:19	Field Goal	4.	3	-16	1:56	Punt
5.	3	-5	1:44	Punt	5.	3	70	1:29	Touchdown
6.	3	6	1:34	Punt	6.	5	60	2:47	Touchdown
7.	14	66	8:16	Interception	7.	9	76	1:56	End of Half
8.	3	0	0:24	Punt	8.	3	-1	0:52	Punt
9.	4	19	1:38	Interception	9.	3	6	1:34	Punt
10.	5	13	1:54	Turnover on Downs	10.	3	4	1:06	Punt
11.	3	17	0:53	Interception	11.	5	24	2:39	Missed Field Goal
12.	9	45	2:44	Blocked Field Goal	12.	4	-1	1:30	Punt
13.	12	70	3:32	Touchdown	13.	4	46	2:14	Touchdown
					14.	2	-2	0:44	End of Game

CLEVELAND BROWNS AT NEW ORLEANS SAINTS (11.17.24)

BROWNS (29:22)					SAINTS (30:38)				
AVERAGE DRIVE START CLE 27					AVERAGE DRIVE START NO 34				
	PLAYS	YARDS	TIME	END		PLAYS	YARDS	TIME	END
1.	6	19	2:32	Turnover on Downs	1.	6	49	2:34	Touchdown
2.	3	18	0:58	Punt	2.	10	44	6:49	Punt
3.	1	89	0:15	Touchdown	3.	1	0	0:14	Interception
4.	4	19	2:24	Punt	4.	3	80	1:34	Touchdown
5.	11	41	5:55	Missed Field Goal	5.	9	52	4:50	Fumble
6.	14	84	1:55	Missed Field Goal	6.	5	28	1:59	Punt
7.	8	92	4:12	Touchdown	7.	5	17	3:22	Punt
8.	5	16	2:09	Punt	8.	9	77	4:56	Touchdown
9.	7	23	4:22	Punt	9.	6	35	2:56	Touchdown
10.	10	48	3:21	Turnover on Downs	10.	2	78	0:17	Touchdown
11.	3	5	1:19	Punt	11.	2	-2	1:07	End of Game

CLEVELAND BROWNS VS PITTSBURGH STEELERS (11.21.24)

BROWNS (24:58)					STEELERS (35:02)				
AVERAGE DRIVE START CLE 28					AVERAGE DRIVE START PIT 30				
	PLAYS	YARDS	TIME	END		PLAYS	YARDS	TIME	END
1.	3	6	1:37	Punt	1.	9	39	5:48	Missed Field Goal
2.	3	8	1:24	Punt	2.	7	41	4:10	Turnover on Downs
3.	12	80	6:53	Touchdown	3.	10	59	6:08	Field Goal
4.	6	15	2:31	Field Goal	4.	2	-2	0:49	Fumble
5.	3	39	1:18	Fumble	5.	4	11	0:40	End of Half
6.	3	6	1:25	Punt	6.	6	20	3:08	Turnover on Downs
7.	10	65	4:40	Touchdown	7.	13	71	7:13	Field Goal
8.	2	1	0:52	Fumble	8.	7	69	4:19	Touchdown
9.	5	29	1:53	Interception	9.	3	27	0:50	Touchdown
10.	9	45	2:25	Touchdown	10.	3	6	1:00	Punt
					11.	6	29	0:57	End of Game

CLEVELAND BROWNS AT DENVER BRONCOS (12.2.24)

BROWNS (32:10)					BRONCOS (27:50)				
AVERAGE DRIVE START CLE 29					AVERAGE DRIVE START DEN 30				
	PLAYS	YARDS	TIME	END		PLAYS	YARDS	TIME	END
1.	7	61	3:25	Missed Field Goal	1.	3	7	1:19	Punt
2.	5	70	3:04	Touchdown	2.	12	63	6:03	Touchdown
3.	5	11	1:46	Punt	3.	3	0	0:21	Punt
4.	9	42	3:43	Field Goal	4.	3	22	1:30	Interception
5.	3	3	1:02	Punt	5.	3	0	0:40	Punt
6.	7	41	2:25	Interception	6.	6	67	3:04	Touchdown
7.	11	70	1:25	Touchdown	7.	1	-1	0:13	End of Half
8.	4	19	1:23	Punt	8.	3	27	1:38	Punt
9.	3	5	1:25	Punt	9.	3	92	0:33	Touchdown
10.	1	70	0:11	Touchdown	10.	3	0	1:37	Punt
11.	4	19	2:15	Punt	11.	10	78	4:06	Field Goal
12.	7	10	4:12	Punt	12.	1	0	0:09	Interception
13.	9	72	3:34	Touchdown	13.	11	61	6:03	Field Goal
14.	4	12	1:06	Interception	14.	1	-1	0:34	End of Game
15.	7	73	1:14	Interception					

CLEVELAND BROWNS AT PITTSBURGH STEELERS (12.8.24)

BROWNS (30:00)				
AVERAGE DRIVE START CLE 35				
	PLAYS	YARDS	TIME	END
1.	3	61	3:25	Missed Field Goal
2.	7	70	3:04	Touchdown
3.	5	11	1:46	Punt
4.	3	42	3:43	Field Goal
5.	1	3	1:02	Punt
6.	3	41	2:25	Interception
7.	12	70	1:25	Touchdown
8.	5	19	1:23	Punt
9.	6	5	1:25	Punt
10.	10	70	0:11	Touchdown
11.	14	19	2:15	Punt
12.	2	10	4:12	Punt

STEELERS (30:00)				
AVERAGE DRIVE START PIT 30				
	PLAYS	YARDS	TIME	END
1.	3	7	1:29	Punt
2.	5	24	2:30	Field Goal
3.	3	-5	1:16	Punt
4.	3	9	1:13	Punt
5.	3	4	1:15	Punt
6.	5	31	2:18	Touchdown
7.	11	45	5:39	Field Goal
8.	2	7	0:23	End of Half
9.	8	67	4:03	Touchdown
10.	5	46	1:55	Touchdown
11.	3	5	1:26	Punt
12.	5	20	2:36	Fumble
13.	3	-15	1:04	Punt
14.	5	12	2:53	End of Game

CLEVELAND BROWNS VS KANSAS CITY CHIEFS (12.15.24)

BROWNS (28:23)				
AVERAGE DRIVE START CLE 35				
	PLAYS	YARDS	TIME	END
1.	6	21	4:28	Punt
2.	9	44	4:07	Interception
3.	3	0	1:14	Punt
4.	3	6	1:28	Punt
5.	4	9	1:24	Turnover on Downs
6.	1	-1	0:21	End of Half
7.	1	0	0:14	Interception
8.	1	7	0:17	Fumble
9.	8	44	4:54	Punt
10.	2	49	0:56	Touchdown
11.	5	11	2:29	Punt
12.	4	38	1:49	Interception
13.	5	5	2:34	Punt
14.	8	33	2:08	Interception

CHIEFS (31:37)				
AVERAGE DRIVE START KC 20				
	PLAYS	YARDS	TIME	END
1.	3	7	1:26	Punt
2.	3	21	1:22	Touchdown
3.	4	18	2:02	Punt
4.	3	9	1:24	Punt
5.	3	4	0:47	Punt
6.	14	87	6:56	Touchdown
7.	9	48	3:01	Missed Field Goal
8.	4	34	1:47	Touchdown
9.	3	0	0:56	Punt
10.	6	10	2:40	Punt
11.	3	0	0:26	Punt
12.	3	0	0:21	Punt
13.	10	41	5:14	Downs
14.	6	24	2:03	Punt
15.	2	-2	1:12	End of Game

CLEVELAND BROWNS AT CINCINNATI BENGALS (12.22.24)

BROWNS (29:12)				
AVERAGE DRIVE START CLE 25				
	PLAYS	YARDS	TIME	END
1.	5	76	2:48	Fumble
2.	3	2	1:38	Punt
3.	3	-1	1:28	Punt
4.	3	-6	1:40	Punt
5.	5	15	3:41	Punt
6.	11	70	5:20	Touchdown
7.	12	56	5:42	Interception
8.	6	26	3:00	Interception
9.	10	15	2:33	Turnover on Downs
10.	5	13	1:22	Turnover on Downs

BENGALS (30:48)				
AVERAGE DRIVE START CIN 26				
	PLAYS	YARDS	TIME	END
1.	8	99	4:58	Touchdown
2.	8	45	4:19	Missed Field Goal
3.	3	8	1:35	Punt
4.	9	50	4:02	Touchdown
5.	8	27	3:51	Field Goal
6.	6	12	3:50	Punt
7.	3	-6	1:36	Punt
8.	3	9	2:12	Punt
9.	7	46	3:53	Fumble
10.	2	36	0:10	Touchdown
11.	1	-1	0:22	End of Game

CLEVELAND BROWNS VS MIAMI DOLPHINS (12.29.24)

BROWNS (29:19)					DOLPHINS (30:41)				
AVERAGE DRIVE START CLE 29					AVERAGE DRIVE START MIA 30				
	PLAYS	YARDS	TIME	END		PLAYS	YARDS	TIME	END
1.	3	4	1:24	Punt	1.	7	16	4:11	Punt
2.	14	66	7:20	Field Goal	2.	7	26	3:39	Field Goal
3.	3	0	0:24	Punt	3.	4	26	2:06	Punt
4.	6	28	3:27	Interception	4.	4	17	2:56	Punt
5.	6	20	1:08	Turnover on Downs	5.	3	-9	2:45	Punt
6.	3	4	0:51	Punt	6.	5	41	0:40	Field Goal
7.	3	-14	1:03	Punt	7.	6	72	3:05	Touchdown
8.	6	14	2:49	Fumble	8.	3	1	1:49	Punt
9.	11	59	4:07	Downs	9.	4	7	2:05	Downs
10.	3	-9	1:47	Punt	10.	3	5	1:19	Punt
11.	7	19	1:39	Turnover on Downs	11.	8	32	5:30	Punt
12.	12	53	3:20	Turnover on Downs	12.	4	21	0:18	Touchdown
					13.	1	-1	0:18	End of Game

CLEVELAND BROWNS AT BALTIMORE RAVENS (1.4.25)

BROWNS (28:20)					RAVENS (31:40)				
AVERAGE DRIVE START CLE 26					AVERAGE DRIVE START BAL 36				
	PLAYS	YARDS	TIME	END		PLAYS	YARDS	TIME	END
1.	4	27	2:53	Punt	1.	6	33	2:48	Punt
2.	2	3	0:47	Interception	2.	6	30	3:32	Downs
3.	4	9	2:19	Downs	3.	7	47	3:18	Touchdown
4.	6	12	3:20	Punt	4.	7	25	3:38	Turnover on Downs
5.	9	55	4:30	Field Goal	5.	9	38	1:47	Turnover on Downs
6.	3	3	1:08	Punt	6.	7	70	4:18	Touchdown
7.	3	8	0:47	Punt	7.	8	32	3:13	Punt
8.	4	9	2:39	Punt	8.	3	2	0:54	Punt
9.	12	72	6:36	Touchdown	9.	8	70	4:49	Touchdown
10.	5	21	2:09	Downs	10.	3	51	1:31	Touchdown
11.	3	34	0:48	Interception	11.	3	8	1:52	Punt
12.	1	-1	0:24	End of Game					



2024 RED ZONE EFFICIENCY

	BROWNS	OPPONENTS
NUMBER OF TRIPS INTO OPPONENT'S RED ZONE	37	53
TOTAL SCORES	26	42
Touchdowns	18	33
Field goals/attempts	8/10	9/10
TOUCHDOWN PERCENTAGE	48.6	62.3
SCORING PERCENTAGE	70.3	79.2
Turnovers	5	3
Downs	3	4
Missed field goals	2	1
Time expired	0	0
Ended without trying to score	1	3
SCORES FROM OUTSIDE THE RED ZONE	19	26
Touchdowns	10	15
Field goals	8	11
Safeties	1	0

LONGEST DRIVES

GAME-BY-GAME - LONGEST DRIVES - PLAYS

			BROWNS			OPPONENTS	
GAME		#PLAYS	NET YARDS/TIME	DRIVE RESULT	#PLAYS	NET YARDS/TIME	DRIVE RESULT
9/10	DAL	15	64/6:53	Touchdown	11	78/5:56	Touchdown
9/15	at JAX	16	89/9:14	Touchdown	13	83/6:42	Touchdown
9/22	NYG	9	29/3:43	Punt	14	93/6:51	Touchdown
9/29	at LV	15	70/9:22	Touchdown	11	70/5:45	Touchdown
10/6	at WAS	9	19/4:45	Punt	10	74/3:37	Touchdown
		9	54/4:49	Touchdown			
10/13	at PHI	12	39/8:01	Field Goal	14	58/6:48	Field Goal
10/20	CIN	12	78/4:29	Touchdown	6	19/2:46	Turnover on Downs
		12	60/2:16	Touchdown	6	13/3:07	Punt
10/27	BAL	14	81/8:08	Field Goal	10	68/6:15	Turnover on Downs
					10	39/4:03	Missed Field Goal
11/3	LAC	14	66/8:16	Interception	9	76/1:56	End of Half
11/17	at NO	14	84/1:55	Missed Field Goal	10	44/6:49	Punt
11/21	PIT	12	80/6:53	Touchdown	13	71/7:13	Field Goal
12/2	at DEN	11	70/1:25	Touchdown	12	63/6:03	Touchdown
12/8	at PIT	14	79/5:47	Touchdown	11	45/5:39	Touchdown
12/15	KC	9	44/4:07	Interception	14	87/6:56	Touchdown
12/22	at CIN	12	56/5:42	Interception	9	50/4:02	Touchdown
12/29	MIA	14	66/7:20	Field Goal	8	32/5:30	Punt
1/4	at BAL	12	72/6:36	Touchdown	9	38/1:47	Turnover on Downs

GAME-BY-GAME - LONGEST DRIVES - NET YARDS

			BROWNS				OPPONENTS			
GAME		#PLAYS	NET YARDS/TIME	DRIVE RESULT	#PLAYS		NET YARDS/TIME	DRIVE RESULT		
9/8	DAL	12	75/4:17	Touchdown	11		78/5:56	Touchdown		
9/15	at JAX	16	89/9:14	Touchdown	13		83/6:42	Field Goal		
9/22	NYG	5	49/2:07	Touchdown	14		93/6:51	Touchdown		
9/29	at LV	15	70/9:22	Touchdown	11		70/5:45	Touchdown		
10/6	at WAS	9	54/4:49	Touchdown	9		80/4:49	Touchdown		
10/13	at PHI	9	57/4:00	Field Goal	10		84/4:46	Touchdown		
10/20	CIN	12	78/4:29	Touchdown	5		65/2:53	Touchdown		
10/27	BAL	14	81/8:08	Field Goal	6		91/2:19	Touchdown		
11/3	LAC	12	70/3:32	Touchdown	9		76/1:56	End of Half		
11/17	at NO	8	92/4:12	Touchdown	3		80/1:34	Touchdown		
11/21	PIT	12	80/6:53	Touchdown	13		71/7:13	Field Goal		
12/2	at DEN	7	73/1:14	Interception	3		92/0:33	Touchdown		
12/8	at PIT	14	79/5:47	Touchdown	8		67/4:03	Touchdown		
12/15	KC	2	49/0:56	Touchdown	14		87/6:56	Touchdown		
12/22	at CIN	5	76/2:48	Fumble	8		99/4:58	Touchdown		
12/29	MIA	14	66/7:20	Field Goal	6		72/3:05	Touchdown		
1/4	at BAL	12	72/6:36	Touchdown	7		70/4:18	Touchdown		
					8		70/4:49	Touchdown		

2024 LONGEST PLAYS

LONGEST PLAYS FROM SCRIMMAGE

BROWNS		
YARDS	OPPONENT	PLAY
89	11/17 at NO	J. Jeudy reception
70	12/2 at DEN	J. Jeudy reception
66	12/22 at CIN	J. Ford rush
62	12/15 vs. KC	J. Ford rush
44	12/2 at DEN	J. Jeudy reception
44	12/2 at DEN	E. Moore reception
38	10/27 vs. BAL	C. Tillman reception
36	9/15 at JAX	J. Ford rush
35	12/8 at PIT	J. Jeudy reception
35	12/2 at DEN	J. Jeudy reception
35	10/13 at PHI	J. Jeudy reception
35	9/29 at LV	J. Ford rush
34	10/20 vs. CIN	D. Thompson-Robinson rush
30	1/4 at BAL	J. Jeudy reception
30	11/17 at NO	J. Jeudy reception
30	10/27 vs. BAL	J. Jeudy reception
30	9/15 at JAX	J. Jeudy reception
29	12/22 at CIN	D. Njoku reception
29	11/21 vs. PIT	B. Whiteheart reception
29	9/8 vs. DAL	D. Njoku reception
26	12/15 vs. KC	J. Ford reception
26	11/21 vs. PIT	J. Jeudy reception
26	9/29 at LV	E. Moore reception
25	10/20 vs. CIN	C. Tillman reception
25	10/6 at WAS	D. Foreman rush
24	12/15 vs. KC	J. Jeudy reception
24	9/22 vs. NYG	A. Cooper reception
24	9/22 vs. NYG	J. Ford reception
23	1/4 at BAL	E. Moore reception
23	11/17 at NO	J. Jeudy reception
23	10/24 vs. BAL	D. Njoku reception
23	9/22 vs. NYG	A. Cooper reception
22	11/17 at NO	C. Tillman reception
22	10/27 vs. BAL	C. Tillman reception
22	9/15 at JAX	E. Moore reception
26	12/15 vs. KC	J. Jeudy reception
21	1/4 at BAL	J. Akins reception
21	12/2 at DEN	J. Ford rush
21	12/2 at DEN	J. Ford reception
21	11/3 vs. LAC	J. Akins reception
21	10/20 vs. CIN	J. Akins reception
21	10/13 at PHI	P. Strong reception
21	9/15 at JAX	J. Jeudy reception
20	12/8 at PIT	E. Moore reception
20	11/21 vs. PIT	J. Jeudy reception
20	11/17 at NO	C. Tillman reception
20	10/27 vs. BAL	D. Njoku reception
20	9/8 vs. DAL	P. Strong reception

NO. OF 20-PLUS YARD PLAYS: 42 (6 RUSH, 36 PASS)  
NO. OF 40-PLUS YARD PLAYS: 6 (2 RUSH, 4 PASS)

OPPONENTS		
YARDS	OPPONENT	PLAY
93	12/2 at DEN	M. Mims reception
75	11/17 at NO	T. Hill rush
71	11/17 at NO	M. Valdes-Scantling reception
66	11/3 vs. LAC	Q. Johnston reception
66	10/6 at WAS	T. McLaurin reception
66	9/15 at JAX	B. Thomas reception
57	10/6 at WAS	A. Ekeler rush
46	11/21 vs. PIT	C. Austin reception
45	10/13 at PHI	D. Smith reception
43	1/4 at BAL	D. Henry rush
43	9/22 vs. NYG	D. Singletary rush
41	10/6 at WAS	D. Brown reception
40	10/13 at PHI	A. Brown reception
39	11/6 vs. LAC	Q. Johnston reception/J. Palmer lateral/L. McConkney lateral/J. Dobbins lateral
38	10/27 vs. BAL	D. Henry rush
37	10/6 at WAS	J. Daniels rush
35	11/21 vs. PIT	V. Jefferson reception
34	11/3 vs. LAC	J. Dobbins rush
34	10/13 at PHI	G. Calcaterra reception
34	9/8 vs. DAL	C. Lamb reception
33	11/17 at NO	T. Hill rush
33	10/6 at WAS	A. Ekeler reception
33	9/15 at JAX	T. Lawrence rush
32	12/22 at CIN	A. Iosiavas reception
32	12/22 at CIN	J. Chase reception
32	12/2 at DEN	C. Sutton reception
31	11/21 vs. PIT	G. Pickens reception
30	1/4 at BAL	M. Andrews reception
30	11/21 vs. PIT	J. Fields rush
30	9/15 at JAX	B. Strange reception
29	10/27 vs. BAL	Z. Flowers reception
28	12/29 vs. MIA	T. Hill reception
28	11/3 vs. LAC	J. Palmer reception
28	10/27 vs. BAL	R. Bateman reception
28	10/6 at WAS	J. McNichols rush
28	9/22 vs. NYG	M. Nabers reception
28	9/15 at JAX	B. Thomas reception
26	11/3 vs. LAC	J. Palmer reception
26	9/15 at JAX	B. Strange reception
25	1/4 at BAL	D. Henry rush
25	12/29 vs. MIA	T. Hill reception
25	10/27 vs. BAL	Z. Flowers reception
25	10/27 vs. BAL	I. Likely reception
25	10/20 vs. CIN	T. Higgins reception
24	1/4 at BAL	R. Bateman reception
24	9/29 vs. LV	A. Mattison rush
23	12/15 vs. KC	S. Perine reception
23	12/2 at DEN	T. Franklin reception
23	11/21 vs. PIT	C. Austin reception
23	10/27 vs. BAL	Z. Flowers reception
23	10/6 at WAS	T. McLaurin reception
23	10/6 at WAS	J. Daniels rush
23	9/22 vs. NYG	D. Singletary reception
22	12/22 at CIN	C. Brown rush
22	12/8 at PIT	M. Williams reception
22	11/21 vs. PIT	P. Freiermuth reception
22	11/17 at NO	F. Moreau reception
22	10/27 vs. BAL	L. Jackson rush
22	10/20 vs. CIN	C. Brown rush
22	10/13 at PHI	A. Brown reception
22	9/15 at JAX	G. Davis reception
21	12/22 at CIN	C. Brown rush
21	12/22 at CIN	T. Higgins reception
21	12/15 vs. KC	X. Worthy rush
21	12/8 at PIT	P. Freiermuth reception
21	12/8 at PIT	S. Miller reception
21	11/3 vs. LAC	Q. Johnston reception
21	10/27 vs. BAL	Z. Flowers reception
21	10/20 vs. CIN	T. Higgins reception
21	9/8 vs. DAL	B. Cooks reception
20	1/4 at BAL	R. Bateman reception
20	1/4 at BAL	D. Henry rush
20	12/8 at PIT	P. Freiermuth reception
20	12/8 at PIT	N. Harris rush
20	11/17 at NO	J. Johnson reception
20	11/3 vs. LAC	L. McConkney reception
20	10/13 at PHI	G. Calcaterra reception
20	9/22 vs. NYG	W. Robinson reception
20	9/15 at JAX	T. Etienne reception

NO. OF 20-PLUS YARD PLAYS: 66 (17 RUSH, 49 PASS)  
NO. OF 40-PLUS YARD PLAYS: 13 (4 RUSH, 9 PASS)

2024 LONGEST PLAYS

LONGEST KICK/PUNT RETURNS

BROWNS				OPPONENTS			
TYPE	YARDS	OPPONENT	RETURNER	TYPE	YARDS	OPPONENT	RETURNER
KR	56	12/8 at PIT	J. Ford	KR	100	10/20 vs. CIN	C. Jones
KR	45	12/15 vs. KC	J. Ford	PR	60	9/8 vs. DAL	K. Turpin
KR	40	1/4 at BAL	K. Davis	PR	53	11/17 at NO	D. Pettis
KR	39	1/4 at BAL	K. Davis	PR	53	11/3 vs. LAC	D. Davis
KR	29	10/6 at WAS	D. Foreman	KR	47	1/4 at BAL	K. Mitchell
KR	28	1/4 at BAL	K. Davis	KR	42	11/17 at NO	T. Hill
PR	28	9/8 vs. DAL	J. Darden	KR	34	10/27 vs. BAL	C. Collier
KR	28	9/8 vs. DAL	J. Darden	KR	29	10/13 at PHI	I. Rodgers
KR	27	12/15 vs. KC	J. Ford	KR	29	10/6 at WAS	A. Ekeler
KR	27	11/21 vs. PIT	J. Ford	KR	28	9/29 at LV	T. McCallister
KR	27	10/6 at WAS	P. Strong	KR	28	9/22 vs. NYG	E. Gray
KR	27	10/6 at WAS	P. Strong	KR	27	10/27 vs. BAL	C. Collier
KR	27	9/29 at LV	D. Foreman	KR	22	12/22 at CIN	J. Burton
KR	26	11/17 at NO	J. Ford	KR	26	11/21 vs. PIT	J. Warren
KR	25	10/6 at WAS	P. Strong	KR	24	11/21 vs. PIT	C. Patterson
KR	25	10/6 at WAS	P. Strong	KR	24	10/27 vs. BAL	C. Collier
KR	25	9/15 at JAX	J. Proche	KR	24	10/27 vs. BAL	C. Collier
KR	24	12/15 vs. KC	J. Ford	KR	24	10/27 vs. BAL	C. Collier
KR	24	11/3 vs. LAC	P. Strong	KR	24	10/27 vs. BAL	C. Collier
KR	24	9/22 at LV	G. Brightwell	KR	24	9/22 vs. NYG	E. Gray
PR	24	9/8 vs. DAL	J. Darden	PR	23	10/20 vs. CIN	C. Jones
KR	23	12/29 vs. MIA	J. Ford	KR	23	10/27 vs. BAL	C. Collier
KR	23	11/21 vs. PIT	J. Ford	KR	22	10/13 at PHI	I. Rodgers
KR	23	11/3 vs. LAC	P. Strong	KR	21	9/29 at LV	T. McCallister
KR	23	10/27 vs. BAL	P. Strong	KR	20	10/6 at WAS	A. Ekeler
KR	22	12/22 at CIN	J. Ford	PR	20	9/8 vs. DAL	K. Turpin
KR	22	11/21 vs. PIT	J. Ford				
KR	21	12/2 at DEN	J. Ford				
KR	21	9/8 vs. DAL	J. Darden				
KR	20	10/6 at WAS	P. Strong				

NO. OF 20-PLUS YARD RETURNS: 27 (25 KICKOFF, 2 PUNT)  
NO. OF 40-PLUS YARD RETURNS: 3 (3 KICKOFF, 0 PUNT)

NO. OF 20-PLUS YARD RETURNS: 20 (18 KICKOFF, 2 PUNT)  
NO. OF 40-PLUS YARD RETURNS: 6 (3 KICKOFF, 3 PUNT)