

2025 PHILADELPHIA EAGLES

GAME NOTES

SEPTEMBER 14 | GEHA FIELD AT ARROWHEAD STADIUM





GAME INFORMATION



PHILADELPHIA EAGLES (1-0)
Head Coach: **Nick Sirianni** (5th Year)
Division: **NFC East (T-1st)** **Last Game:** W, 24-20 vs. Dal.



KANSAS CITY CHIEFS (0-1)
Head Coach: **Andy Reid** (13th Year)
Division: **AFC West (4th)** **Last Game:** L, 21-27 at LAC

BROADCAST NETWORKS

TELEVISION (FOX) • Kevin Burkhardt (play-by-play)
Tom Brady (analyst) • **Erin Andrews & Tom Rinaldi** (sideline)

EAGLES RADIO (94WIP) • Merrill Reese (play-by-play)
Mike Quick (analyst) • **Devan Kaney** (sideline)

EAGLES SPANISH RADIO (Tico) • Rickie Ricardo (play-by-play)
Oscar Budejen (analyst) • **Bill Kulik** (commentator)

NATIONAL RADIO (Compass Media Networks)
Chris Carrino (play-by-play) • **Brian Baldinger** (analyst)



SETTING THE STAGE

- ▶ Coming off a season-opening victory against Dallas, Philadelphia embarks on the road to take on Kansas City in a rematch of **Super Bowl LIX**. The Eagles, who earned the second Lombardi Trophy in team history and tied an NFL record with 18 combined wins after defeating the Chiefs, 40-22, in **Super Bowl LIX**, have won consecutive games in the series (also W, 21-17 at Kansas City in 2023). This is the second time Philadelphia has faced the Chiefs in the regular season after meeting in the previous Super Bowl (also Super Bowl LVII in 2022). **Super Bowl LIX** was the second Super Bowl rematch to occur within a three-year window, joining Buffalo and Dallas during the 1992-93 campaigns.
- ▶ Sunday features two Super Bowl-winning head coaches who rank 1st among their active peers in career winning percentage – **Nick Sirianni** (.710, 49-20) – and career wins – **Andy Reid** (273-147-1, .650). In addition, the game highlights the two **All-Pro** and **Super Bowl MVP**-winning QBs with the highest winning percentages in the league since 2022 – **Jalen Hurts** (.792, 38-10) and **Patrick Mahomes** (.780, 39-11).

WINNING WAYS

- ▶ Philadelphia improved to 1-0 for the fifth consecutive season with a 24-20 win at home vs. Dallas. According to *Elias Sports*, **Nick Sirianni** became the eighth head coach in NFL history to start their career with five straight season-opening victories, along with **George Allen**, **Raymond Berry**, **Potsy Clark**, **Jim Harbaugh**, **John Harbaugh**, **Sean McVay** and **Mike Shanahan**. Notably, the Eagles and Buccaneers are the only teams without a loss on kickoff weekend since the 2021 season.
- ▶ Sirianni's .710 career winning percentage is the 3rd-highest mark by a head coach in the Super Bowl Era (min. 50 games), trailing only **John Madden** (.759, 1969-78) and **George Allen** (.712, 1966-77). In terms of Super Bowl-winning head coaches, only Madden and **Vince Lombardi** (.738, 1959-67 and 1969) have won at a greater clip than Sirianni.
- ▶ Philadelphia, which has won seven consecutive games dating back to Week 17 of 2024, is 17-1 in its last 18 contests (including playoffs), marking the most wins over an 18-game stretch in club history.
- ▶ The Eagles have won 15 consecutive games started and finished by **Jalen Hurts**. Overall, Hurts has registered the 7th-best career winning percentage (.701, 47-20) since the 1970 NFL merger (min. 50 starts), trailing only **Patrick Mahomes** (.788, 89-24), **Tom Brady** (.754, 251-82), **Roger Staubach** (.743, 84-29), **Lamar Jackson** (.737, 70-25), **Joe Montana** (.713, 117-47) and **Peyton Manning** (.702, 186-79).

SCHEDULE & RESULTS

REGULAR SEASON (1-0)				
Thu. Sep. 4			Dallas Cowboys	W, 24-20
Sun. Sep. 14	at		Kansas City Chiefs	4:25 p.m. (FOX)
Sun. Sep. 21			Los Angeles Rams	1:00 p.m. (FOX)
Sun. Sep. 28	at		Tampa Bay Buccaneers	1:00 p.m. (FOX)
Sun. Oct. 5			Denver Broncos	1:00 p.m. (CBS)
Thu. Oct. 9	at		New York Giants	8:15 p.m. (Prime)
Sun. Oct. 19	at		Minnesota Vikings	1:00 p.m. (FOX)
Sun. Oct. 26			New York Giants	1:00 p.m. (FOX)
Mon. Nov. 10	at		Green Bay Packers	8:15 p.m. (ESPN)
Sun. Nov. 16			Detroit Lions	8:20 p.m. (NBC)
Sun. Nov. 23	at		Dallas Cowboys	4:25 p.m. (FOX)
Fri. Nov. 28			Chicago Bears	3:00 p.m. (Prime)
Mon. Dec. 8	at		Los Angeles Chargers	8:15 p.m. (ESPN)
Sun. Dec. 14			Las Vegas Raiders	1:00 p.m. (FOX)
Sat. Dec. 20	at		Washington Commanders	TBD (FOX)
Sun. Dec. 28	at		Buffalo Bills	4:25 p.m. (FOX)
TBD	TBD		Washington Commanders	TBD (TBD)

POSTSEASON (0-0)	
AFC and NFC Wild Card Playoffs	Jan. 10-12
AFC and NFC Divisional Playoffs	Jan. 17-18
AFC and NFC Championship Games	Jan. 25
Super Bowl LX (Levi's Stadium) (NBC)	Feb. 8

NFL RANKINGS				
OFFENSE				
	EAGLES		CHIEFS	
Category	Stats	Rank	Stats	Rank
Total Offense	302.0	18	347.0	11
Rush Offense	158.0	5	98.0	16
Pass Offense	144.0	26	249.0	9
Points Per Game	24.0	10t	21.0	13t
3rd-Down Offense %	61.5	2	35.7	23t
4th-Down Offense %	0.0	20t	100.0	1t
Red Zone Offense %	100.0	1t	33.3	20t
DEFENSE				
	EAGLES		CHIEFS	
Category	Stats	Rank	Stats	Rank
Total Defense	307.0	16	394.0	27t
Rush Defense	119.0	21t	90.0	14
Pass Defense	188.0	14t	304.0	30
Points Per Game	20.0	14t	27.0	25t
3rd-Down Defense %	63.6	32	53.9	27t
4th-Down Defense %	0.0	1t	100.0	21t
Red Zone Defense %	66.7	18t	50.0	14t
MISCELLANEOUS				
	EAGLES		CHIEFS	
Category	Stats	Rank	Stats	Rank
Turnover Differential	+1	5t	0	10t
Penalties/Game	9.0	21t	10.0	26
Penalty Yards/Game	110.0	30	71.0	23





NFC EAST STANDINGS								
Team	W-L	W%	PF	PA	Home	Away	Div	Conf
PHI	1-0	1.000	24	20	1-0	0-0	1-0	1-0
WAS	1-0	1.000	21	6	1-0	0-0	1-0	1-0
DAL	0-1	.000	20	24	0-0	0-1	0-1	0-1
NYG	0-1	.000	6	21	0-0	0-1	0-1	0-1



ROAD WARRIORS

- Philadelphia, which has won five of its last six away games, boasts a 24-10 (.706) record on the road under **Nick Sirianni**. That is the 2nd-best figure in the NFL since 2021, behind Kansas City (.714, 25-10).
- The Eagles have logged the 2nd-highest interconference winning percentage (.800, 16-4) in the NFL since 2021, trailing only Kansas City (.850, 17-3) in that category. Philadelphia has won nine consecutive regular-season and postseason games vs. AFC opponents, including road victories against Baltimore, Cincinnati and Kansas City.

JEFFREY LURIE ERA

- **Jeffrey Lurie** is the sixth all-time individual owner to win Super Bowls with multiple head coaches, joining Pro Football Hall of Famers **Pat Bowlen**, **Al Davis**, **Edward DeBartolo**, **Jerry Jones** and **Dan Rooney**.
- Lurie is also the fifth individual owner in the league’s salary cap era (since 1994) to advance to four Super Bowls while winning two championships, along with **Pat Bowlen**, **Clark Hunt**, **Robert Kraft** and **Dan Rooney**. With a 305-231-3 (.569) combined record as Philadelphia’s Chairman and CEO, he joins Kraft as the only individual owners with 300+ career victories dating back to 1994 (including playoffs).
- The Eagles are one of three teams with four Super Bowl berths since 2004 (also Kansas City and New England) and lead the NFC (rank 2nd overall) in conference title games (eight, including six home contests) dating back to 2001. One third of Philadelphia’s seasons since 2001 have resulted in NFC Championship or Super Bowl appearances.

“HOWIE SZN”

- **Howie Roseman** is the fifth general manager to win Super Bowls with multiple QBs, entering a class featuring Pro Football Hall of Famers **Bobby Beathard**, **Al Davis**, **Ozzie Newsome** and **George Young**. He and Newsome are the only general managers to preside over two Super Bowl victories with a different head coach and QB in each season.
- One of two general managers to win multiple Super Bowls and **NFL Executive of the Year** awards from the PFWA (also **George Young**), Roseman joins **Bill Belichick**, **Kevin Colbert** and **Brett Veach** as the only general managers with at least three Super Bowl berths and two championships since the salary cap was introduced in 1994.

AFC WEST STANDINGS								
Team	W-L	W%	PF	PA	Home	Away	Div	Conf
LAC	1-0	1.000	27	21	1-0	0-0	1-0	1-0
DEN	1-0	1.000	20	12	1-0	0-0	0-0	1-0
LV	1-0	1.000	20	13	0-0	1-0	0-0	1-0
KC	0-1	.000	21	27	0-0	0-1	0-1	0-1

TEAM LEADERS			
PASSING YARDS (TDs)			
Jalen Hurts	152 (0)	Patrick Mahomes	258 (1)
RUSHING YARDS (TDs)			
Jalen Hurts	62 (2)	Patrick Mahomes	57 (1)
Saquon Barkley	60 (1)	Isiah Pacheco	25 (0)
Will Shipley	26 (0)	Kareem Hunt	16 (0)
RECEIVING YARDS (TDs)			
Jahan Dotson	59 (0)	Marquise Brown	99 (0)
Dallas Goedert	44 (0)	Juju Smith-Schuster	55 (0)
Saquon Barkley	24 (0)	Travis Kelce	47 (1)
POINTS			
Jalen Hurts	12	Harrison Butker	9
Saquon Barkley	6	Travis Kelce	6
Jake Elliott	6	Patrick Mahomes	6
INTERCEPTIONS			
---	---	---	---
SACKS			
---	---	Drue Tranquill	2.0
---	---	George Karlaftis	1.0
GROSS PUNTING (NET)			
Braden Mann	48.7 (48.7)	Matt Araiza	38.7 (38.7)
FIELD GOALS (%)			
Jake Elliott	1 (100%)	Harrison Butker	3 (100%)

KEY PLAYER NOTES

- **Jalen Hurts** leads the NFL with an 82.6% completion percentage after completing 19-of-23 attempts for a 94.2 passer rating in Week 1 vs. Dallas. He also rushed for a team-high 62 yards and 2 TDs. On third downs, Hurts connected on 6-of-6 throws for 78 yards and a 118.8 passer rating and rushed for 32 yards and 1 TD. Overall, 51.4% (110 of 214) of his yardage came during third-down situations.
- Hurts ranks 2nd in the league with 107 total TDs since 2022, behind **Josh Allen** (130). He is one of three QBs with 25+ total TDs in each of the last four seasons (since 2021), joining Allen and **Patrick Mahomes**. Hurts paces the entire NFL with 54 rushing TDs since 2021, including 10+ rushing TDs in four consecutive seasons (NFL QB record).
- **Saquon Barkley** registered 84 scrimmage yards (60 rushing, 24 receiving) and 1 rushing TD in Week 1 against the Cowboys. Last year, the 2024 *Associated Press* **NFL Offensive Player of the Year** set an NFL single-season record for rushing yards (2,504) (including playoffs). He ranks 2nd in the league with 92.3 rushing yards per game since the 2022 campaign, trailing only **Derrick Henry** (94.0) in that span.
- **A.J. Brown** leads the NFL in yards per catch (15.4) since 2022 (min. 200 receptions). He also ranks 4th in receiving yards (4,039), behind **Tyreek Hill** (4,508), **Justin Jefferson** (4,416) and **CeeDee Lamb** (4,412).
- **Zack Baun** led the defense with 9 tackles, 1 TFL and 1 PD during the 24-20 win over Dallas. A finalist for the AP NFL Defensive Player of the Year award in 2024, Baun enjoyed a breakout season that featured a career-high 150 tackles, 5 FFs, 4 PDs, 3.5 sacks, 1 INT and 1 FR.



FRONT OFFICE & COACHING STAFF



FRONT OFFICE & COACHING STAFF

PLAYER BIOS

ROSTER BREAKDOWN

2025 EAGLES STATISTICS

RECORD BOOK

NFL STATISTICS

OFF THE FIELD



JEFFREY LURIE

CHAIRMAN AND CHIEF EXECUTIVE OFFICER



NFC East Championships: '01 • '02 • '03 • '04 • '06 • '10 • '13 • '17 • '19 • '22 • '24

NFC Championship Games: '01 • '02 • '03 • '04 • '08 • '17 • '22 • '24 Super Bowl Appearances: '04 • '17 • '22 • '24

SUPER BOWL CHAMPION: 2017 (LII), 2024 (LIX)

Jeffrey Lurie embarks on his 32nd season as Chairman and Chief Executive Officer of the Philadelphia Eagles. Lurie purchased the franchise on May 6, 1994, and instituted an organizational infrastructure that reflects the pride and passion of the region, where tireless work ethic and innovation deeply coincides with consistent results. His commitment to excellence has launched an outstanding era of success, including the first two Super Bowl Championships (**Super Bowl LII** and **Super Bowl LIX**) in team history.

Lurie is the sixth all-time individual owner to capture Super Bowl victories with multiple head coaches, joining Pro Football Hall of Famers **Pat Bowlen**, **Al Davis**, **Edward DeBartolo**, **Jerry Jones** and **Dan Rooney**. Furthermore, he is the fifth individual owner to advance to four Super Bowls while producing two championships in the league's salary cap era (since 1994), along with **Pat Bowlen**, **Clark Hunt**, **Robert Kraft** and **Dan Rooney**.

Today regarded among the most prominent franchises in professional sports, the Philadelphia Eagles began their ascent during the first full year of Lurie's ownership in 1995 and have become a customary presence in the NFL's postseason. The Eagles are one of three teams with four Super Bowl berths (XXXIX, LII, LVII and LIX) since 2004 and lead the NFC (second overall) in conference title games (eight, including six home games) dating back to 2001. Impressively, one third of Philadelphia's seasons since 2001 have resulted in NFC Championship Game or Super Bowl appearances. In addition, the Eagles have delivered 11 of their 13 all-time NFC East Championships since the 2001 campaign, which leads the division in that span.

The Philadelphia Eagles have made the playoffs 19 times under Lurie's stewardship and have totaled the third-most postseason bids since the turn of the century (17), including trips in seven of the last eight seasons. Moreover, including the playoffs, the Eagles have registered the fourth-highest winning percentage (.600, 263-175-2) in the NFL since 2000. Lurie is one of two

individual owners with 300-plus wins since 1994 (also **Robert Kraft**).

Lurie's blueprint for success has had a profound impact on the field, leading to a greater overall winning percentage (.569, 305-231-3), more play-off games (37) and more playoff victories (20) than all previous ownership groups combined. That model, however, is not just limited to football, as the Philadelphia Eagles organization has embraced a championship mentality in all aspects of its operations, especially in the community.

LURIE AUTISM INSTITUTE

A thoughtful and compassionate philanthropist who has family ties to autism, Lurie is dedicated to raising critical funds for the developmental disorder and has leveraged his resources as a professional sports owner to turn autism awareness into action.

In 2025, Lurie and his family donated an unprecedented \$50 million to launch the Lurie Autism Institute in partnership with Children's Hospital of Philadelphia (CHOP) and Penn Medicine. The gift is the largest single donation to U.S. academic medical centers focused on autism research across the lifespan.

Rooted in a collaboration between world-renowned centers in pediatric research and academic medicine, the Institute was established to spark a new era of scientific discovery in autism.

The Lurie family's investment strategically leverages CHOP and Penn Medicine's strengths in autism research and translation to seek answers to the most challenging and important questions around the condition.

By investing in cutting-edge science and the infrastructure to move it forward, the landmark partnership is committed not just to understand autism more deeply, but to transform what's possible for individuals and families worldwide.





In 2025, Lurie and his family donated \$50 million to launch the Lurie Autism Institute in partnership with Children’s Hospital of Philadelphia and Penn Medicine, representing the largest single donation to U.S. academic medical centers focused on autism research across the lifespan.

Favorite area restaurants: Amada, Barclay Prime, Estia, Pizzeria Beddia, Suraya, Tequilas, Vernick, and Vietnam ... **Favorite Philadelphia breakfast spot:** Honey’s Sit N Eat ... **Favorite music:** Ranges from The Doors to Bob Marley to Shakira ... **First concert attended:** Beach Boys ... **Favorite player growing up:** Bobby Orr ... **Favorite all-time movies:** *The Great Escape*, *The Godfather Part II*, *Silver Linings Playbook*, and *Lion* ... **Favorite all-time TV shows:** *Hogan’s Heroes*, *The Fugitive*, and *24* ... **Favorite recent movies and TV shows:** *Coda*, *Summer of Soul*, *Extraordinary Attorney Woo*, and *My Octopus Teacher* ... **Favorite books:** *When Breath Becomes Air*, *The Kite Runner*, and *Sapiens: A Brief History of Humankind* ... **Favorite dog breeds:** Bernese Mountain Dog, Golden Doodle, and Wheaten Terrier

EAGLES IN THE SUPER BOWL

The Philadelphia Eagles are one of three NFL teams with four Super Bowl appearances (XXXIX, LII, LVII and LIX) since the 2004 season, joining the New England Patriots (seven) and Kansas City Chiefs (five) in that span.

MOST CONFERENCE TITLE GAMES SINCE 2001		
Rk	Team	Total
1.	New England Patriots.....	13
2.	Philadelphia Eagles	8
3t.	Kansas City Chiefs	7
	San Francisco 49ers	7
5t.	Green Bay Packers	6
	Pittsburgh Steelers.....	6

MOST NFC EAST CHAMPIONSHIPS SINCE 2001		
Rk	Team	Total
1.	Philadelphia Eagles	11
2.	Dallas Cowboys.....	7
3t.	New York Giants	3
	Washington.....	3

Powered by Penn Medicine and CHOP’s long history of partnering on transformative breakthroughs for the care of both children and adults, the Institute is poised to make fresh discoveries and aims to be a global epicenter for scientists, clinicians, families, students, and donors.

EAGLES AUTISM FOUNDATION

In 2019, Lurie launched the team’s philanthropic arm, the Eagles Autism Foundation, which has raised more than \$40 million for cutting-edge autism research and care programs.

Through the Eagles Autism Foundation, the organization is viewed as an international resource for the autism community. Most notably, the Eagles Autism Challenge presented by Lincoln Financial, the Foundation’s annual cycling and 5K run/walk event, contributes 100 percent of the participant-raised funds toward groundbreaking and exploratory work in the field of autism, including a record \$10 million-plus in 2025.

To ensure the most transformational projects are being supported, Lurie organizes an internationally recognized peer review panel each year to evaluate and approve submitted proposals. A total of 169 research projects and community grants have been funded to date.

The Eagles were one of the first sports franchises in the country to build a state-of-the-art sensory room in their stadium, Lincoln Financial Field, which is certified as sensory inclusive thanks to a partnership with KultureCity. The Eagles also became the first professional sports team to partner with Popcorn for the People, a nonprofit organization devoted to creating meaningful employment for those with autism and developmental disabilities.

Lurie was presented the Commitment to Cures Award by the American Brain Foundation in 2019 for his ongoing work to find cures for neurodevelopmental diseases and disorders.

Lurie is a director of the Nancy Lurie Marks Family Foundation, which commits significant resources to autism research and education. He also established the Lurie Family Foundation to strengthen efforts toward autism research.

CHAMPIONS IN THE COMMUNITY

Under Lurie’s ownership, the Philadelphia Eagles’ dedication to serving the community has manifested in a variety of ways, as the organization continues to set a powerful example within professional sports.

In 2022, the Eagles Girls’ Flag Football League was launched to promote and increase participation across all sports for young girls and women. What



originally started with 16 schools from the Philadelphia Public and Catholic Leagues now features more than 1,600 girls throughout the eastern side of Pennsylvania. After being designated as an emerging sport in the Commonwealth in 2023, girls’ flag football was declared an officially sanctioned sport in Pennsylvania at the high school level in September 2024. As part of an ongoing commitment to increase access to girls’ youth sports, the Eagles became the first NFL club to launch an innovative sports bra line – FLY:FWD – designed specifically for young girls and women competing in sport.

In response to the COVID-19 pandemic, the Eagles contributed \$1 million in donations to help relief efforts in Philadelphia, focusing on providing critical assistance to the well-being of essential healthcare workers and their families, as well as supporting local businesses. The Eagles also hosted numerous community blood drives and vaccination clinics at Lincoln Financial Field. Additionally, Lurie personally donated \$1 million to Penn Medicine to establish the COVID-19 Immunology Defense Fund.

The Eagles Social Justice Council, which is a committee comprised of select players and team staff, has awarded more than \$2.6 million to local organizations focused on anti-gun violence efforts, education, mentorship, criminal justice reform, reentry programs and workplace development.

Lurie was recognized by the Fritz Pollard Alliance with the Paul “Tank” Younger Award in 2018, which is annually granted to an NFL executive, coach, or owner who promotes gender and racial diversity. As a result of his efforts to foster civic responsibility throughout the organization, Lurie was the recipient of the Torch of Liberty Award conferred by the Anti-Defamation League of Philadelphia and was honored by Philadelphia’s Operation Understanding, an acclaimed group that advances interracial harmony among future leaders of the African American and Jewish communities.

Go Green, a groundbreaking initiative launched by the Eagles in 2003, aims to reduce the organization’s footprint on the environment and creates programs that improve quality of life in the Philadelphia area. Lincoln Financial Field is one of only two previously constructed NFL stadiums to achieve Platinum status – the highest of all LEED certifications – and the only one that is more than 10 years old. Lincoln Financial Field has earned three levels of accreditation from USGBC, going from LEED Silver in 2013 to LEED Gold in 2018 to LEED Platinum in 2024. On top of that, the Eagles became the first professional sports team in the world to receive the prestigious ISO 20121 Event Sustainability Management System certification.

The Eagles have conducted community-changing playground builds in Philadelphia since 1997, maintaining a belief that every child deserves a safe place to play and learn. Each year, the entire organization – players, coaches, and staff – contributes to the installation of a large play structure, a mini-turf field, colorful murals, and mosaic tables at a designated playground.

One of Lurie’s first philanthropic endeavors was the creation of the Eagles Youth Partnership in 1995. For 20 years, the organization’s charitable wing served more than one million at-risk children in the Philadelphia region, focusing on health and education programming. In 2015, Lurie oversaw the Eagles Youth Partnership’s transition to the Eagles Charitable Foundation. Its signature program, the Eagles Eye Mobile, today provides children with greater access to vision care in partnership with Vision To Learn.

In 2011, in acknowledgment of their community efforts as well as their Tackling Breast Cancer and Go Green campaigns, the Eagles were presented with the coveted Sports Team of the Year Award by *Beyond Sport*.

PROGRESSIVE LEADERSHIP

Widely considered one of the most progressive owners in professional sports, Lurie embraces innovative thought. His commitment to enhancing every element of the organization through forward-thinking decisions has been a hallmark of his tenure as Chairman and Chief Executive Officer.

Lurie invests in both people and ideas. Throughout his ownership, he has gone beyond traditional football practices by focusing on infusing talented individuals from other industries into the Eagles’ business operations. As a result, the Philadelphia Eagles have become a leader in professional sports with regards to gender diversity in the workplace.

The Eagles’ organic effort toward staying ahead of the curve and mining for value where others may not see it has also been fundamental to the foot-

MOST PLAYOFF APPEARANCES SINCE 2000		
Rk	Team	Total
1t.	Green Bay Packers	18
	New England Patriots.....	18
3.	Philadelphia Eagles	17
4t.	Baltimore Ravens.....	16
.	Pittsburgh Steelers.....	16

MOST PLAYOFF VICTORIES SINCE 2000		
Rk	Team	Total
1.	New England Patriots.....	30
2.	Philadelphia Eagles	20
3t.	Baltimore Ravens.....	18
	Kansas City Chiefs	18
5t.	Green Bay Packers	15
	Pittsburgh Steelers.....	15

HIGHEST WINNING PERCENTAGE SINCE 2000			
Rk	Team	W-L	Pct
1.	New England Patriots.....	300-147671
2.	Pittsburgh Steelers.....	271-160-3628
3.	Green Bay Packers	267-168-2613
4.	Philadelphia Eagles	263-175-2600
5.	Baltimore Ravens.....	262-175.....	.600
(including playoffs)			

MOST WINNING SEASONS SINCE 1995		
Rk	Team	Total
1t.	Green Bay Packers	23
	New England Patriots.....	23
	Pittsburgh Steelers.....	23
4t.	Philadelphia Eagles	20
	Indianapolis Colts.....	20
	Kansas City Chiefs	20



ball team's success over the years.

In 2021, Lurie hired a 39-year-old first-time head coach in **Nick Sirianni**. Sirianni became the first head coach in NFL history to start their career with four consecutive postseason appearances, including two conference titles and a Super Bowl Championship, defeating the Kansas City Chiefs in **Super Bowl LIX**. The only Eagles head coach with multiple Super Bowl berths (LVII and LIX), Sirianni also registered the second-most wins ever by an NFL head coach through their first four career seasons, including franchise-record-breaking 14-3 campaigns in 2022 and 2024.

Doug Pederson was hired by the Eagles as a first-time head coach in 2016. In his second season at the helm, Pederson led the team to its first Super Bowl Championship in franchise history when the Philadelphia Eagles outdueled the New England Patriots in **Super Bowl LII**.

In 1999, Lurie found a match with former Green Bay Packers quarterbacks coach **Andy Reid**, who at 40 years old took on a lead role for the first time in his career and was the second-youngest head coach in the NFL at the time of his hiring. Reid enjoyed a 14-year stay with Philadelphia (franchise record) and became the winningest head coach (140-102-1, .578 – including playoffs) in Eagles history. Named the 2002 *Associated Press* NFL Coach of the Year, Reid led the team to nine postseasons, which included five conference title games and an appearance in Super Bowl XXXIX.

Lurie's first head coaching hire, **Ray Rhodes**, came to Philadelphia in 1995 as just the third African American head coach in modern NFL history. In his first season with the Eagles, Rhodes guided the team to a 10-6 record and playoff berth and earned *AP* NFL Coach of the Year honors.

Lurie is the fourth individual owner in NFL history to have three different head coaches reach the Super Bowl. Overall, each of his first five head coaching hires have earned postseason trips within their first two seasons.

Lurie currently serves on numerous NFL committees, including the Finance Committee, Media Committee, and International Committee.

BUILDING A NEW HOME

After purchasing the Eagles, Lurie recognized that the organization's facilities needed a total reconstruction, which required the design and relocation of its office headquarters, practice facility, and stadium. He immediately committed to providing the franchise with everything it needed to succeed and constructed two state-of-the-art facilities in South Philadelphia – the NovaCare Complex (2001) and Lincoln Financial Field (2003).

Although Lincoln Financial Field was erected to house its main tenant, the Philadelphia Eagles, Lurie also created a destination that could hold a wide variety of events. Fittingly, the first ticketed event at the new stadium was a soccer match between Manchester United and FC Barcelona in August 2003, followed by a Bruce Springsteen concert soon after.

Since then, Lincoln Financial Field has evolved with an ever-changing entertainment landscape and underwent a two-year, \$125 million revitalization in February 2012. Over the years, the venue has hosted high-profile events, including sold-out concerts, international soccer matches, WrestleMania XL, the Army-Navy game, NHL Stadium Series, NCAA Men's Lacrosse Championships, Monster Jam, Temple University football, and many other marquee events. In 2026, Lincoln Financial Field will have the distinguished honor of serving as one of 16 North American venues to host the FIFA World Cup.



FILM CAREER

Prior to purchasing the Philadelphia Eagles, Lurie joined General Cinema Corporation, a major movie theater company founded by his grandfather, Philip Smith. Two years later, he started Chestnut Hill Productions and produced a variety of films. In 2008, Lurie established Screen Pass Pictures and served as an executive producer of *Inside Job*, the 2010 documentary film, which earned the Academy Award for Best Documentary Feature, and *Inocente*, which earned an Academy Award for Best Short Documentary in 2013. More recently, Lurie formed Play/Action Pictures to produce socially impactful documentary films, including *Apocalypse in the Tropics* (2025), *The League* (2023), *Summer of Soul (Or, When the Revolution Could Not Be Televised)* (2021), *The Meaning of Hitler* (2020), *MLK/FBI* (2020), and *Totally Under Control* (2020). *Summer of Soul* earned the Academy Award for Best Documentary Feature in 2022, along with a Peabody Award and GRAMMY award for Best Music Film.

PERSONAL

Lurie's passion and love of sports began when he was a young boy growing up outside of Boston. Lurie became an avid fan of the NFL after watching the first-ever sudden-death overtime NFL Championship between the Baltimore Colts and New York Giants with his father in 1958. Prior to entering business, Lurie served as an adjunct assistant professor of social policy at Boston University.

He earned a B.A. from Clark University, a master's in psychology from Boston University, and a Ph.D. in social policy from Brandeis University. Lurie served as Clark University's commencement speaker to the graduating class in May 2019.

Born on September 8, 1951, Lurie has two children and a dog named Sydney. He resides in the Philadelphia area with his wife, Tina. In his free time, he enjoys traveling, golfing, tennis, movies, music, and discovering great restaurants.



DON SMOLENSKI

PRESIDENT

NFL Experience: 28th Year (28th with Eagles)
College: Amherst College Hometown: Pittsford, NY



SUPER BOWL CHAMPION: 2017 (LII), 2024 (LIX)

Don Smolenski, now in his 28th season with the organization, was named team president in 2012 after originally joining the team in 1998 as chief financial officer. He served as senior vice president, chief financial officer from 2001-10 and then as the team's chief operating officer from 2010-12.

As president, Smolenski directs the club's business and strategic efforts, including sales, marketing, communications, and operations. He has played a key role in significant projects from the construction of Lincoln Financial Field to the club's internationally recognized environmental and philanthropic programs.

Smolenski has infused energy and creativity throughout the organization with his engaging leadership style. In 2024, he was recognized by the Philadelphia Inquirer's Top Workplaces program in the special awards category for leadership and, in 2015, was named to the Most Admired CEOs list by the Philadelphia Business Journal. Under his direction, the Eagles have been a Top Workplace in 2012, 2014, 2016, 2018, 2020, 2022, and 2024.

Smolenski and the Eagles have celebrated two Super Bowl victories during his time as team president. The Eagles captured their first Lombardi Trophy after defeating the New England Patriots, 41-33, in **Super Bowl LII**, followed by a win over the Kansas City Chiefs, 40-22, in **Super Bowl LIX**.

In his first year as president, Smolenski spearheaded a two-year, \$125 million Lincoln Financial Field revitalization project that added 1,600 seats, HD video boards, and graphics paying tribute to the team's history. In 2019, Smolenski's leadership was instrumental to the Lincoln Financial naming rights extension, which stands as one of the longest stadium naming rights relationships in the NFL. Over the years, Lincoln Financial Field has hosted high-profile events, including sold-out concerts, national and international soccer matches, the NCAA Lacrosse Championships, the Army-Navy Game, the NHL Stadium Series, WrestleMania, Monster Jam, Temple University football, and more. In June 2022, Lincoln Financial Field was selected as a FIFA World Cup 2026 host venue, becoming one of 16 stadiums across the United States, Canada, and Mexico to earn the prestigious honor.

Smolenski plays an important role in the team's environmental initiatives. As a result of their Go Green program, which features the NFL's largest solar array with 10,456 panels, the Eagles have emerged as a leader in environmental stewardship. Lincoln Financial Field is LEED Platinum certified and the Eagles are the first professional sports team to earn ISO 20121 certification.

In 2018, Smolenski helped launch the Eagles Autism Challenge, a one-day bike ride and family-friendly 5K run/walk dedicated to raising funds for cutting-edge autism research and care programs. In 2019, the team's signature fundraising event expanded and led to the formation of the Eagles Autism Foundation, a new charitable endeavor that unified the team's various autism activities into one organization. Through its mission to turn autism awareness into action, the Eagles became one of the first sports franchises to build a state-of-the-art sensory room in its home stadium, have partnered with organizations to help combat the unemployment rate in the autism community, and have even leveraged home games and open practices to drive critical funds. The Eagles Autism Challenge celebrated a record-breaking year in 2025, raising more than \$10 million for the cause and bringing the total raised to \$40 million-plus since 2018.

As an extension of the team's ongoing inclusion efforts, the Eagles launched the state's first girls' high school flag football league in 2022. The

program, which started with 16 schools and now features 1,600 participants throughout the eastern side of Pennsylvania, contributed to the PIAA's decision to designate girls' flag football as an emerging sport in Pennsylvania. In September 2024, history was made when the PIAA declared high school girls' flag football an officially sanctioned sport in the Commonwealth.

Building on Smolenski and the team's support around young female athletes, the Eagles forged a partnership with Operation Warm to address the lack of access to essential sports equipment for girls. It led to the formation of a new sports bra line called FLY:FWD, ensuring girls of all ages and backgrounds are properly outfitted for competition.

In 2013, Smolenski helped launch the Eagles Care initiative, which has fostered strategic partnerships with 30 area-based nonprofits in an effort to help strengthen the core work of each charitable organization.

In addition to his leadership roles within the Eagles organization, Smolenski serves as the PHL Sports Advisory Board Chair, Children's Hospital of Philadelphia's Corporate Council co-Chair, is a member of the Greater Philadelphia Chamber of Commerce Board and FM Global Advisory Board, and is involved in the city's FIFA World Cup planning efforts as a member of the Philadelphia Soccer 2026 Board.

Smolenski serves as the vice president and treasurer of the Eagles Autism Foundation, as well as treasurer of the Eagles Charitable Foundation, which provides area-based children with greater access to vision care.

Before joining the Eagles, Smolenski served as chief financial officer for the International Hockey League, where he oversaw all league financial matters and played an integral role in growing the league from 12 to 19 teams.

Smolenski began his career as a public accountant with Arthur Andersen.

An outdoor enthusiast, Smolenski has completed the Detroit, Pittsburgh, and Boston Marathons. He earned a bachelor's degree in biology from Amherst College and a master's degree in accounting from the University of Hartford.

Don and his wife, Karen, have two sons, Jake and Shane.





HOWIE ROSEMAN

EXECUTIVE VICE PRESIDENT/GENERAL MANAGER



NFL Experience: 26th Year (26th with Eagles)

College: University of Florida, Fordham Law School Hometown: Brooklyn, NY

SUPER BOWL CHAMPION: 2017 (LII), 2024 (LIX) NFL EXECUTIVE OF THE YEAR: 2017 (SPORTING NEWS, PFWA), 2022 (PFWA)

The architect of the **Super Bowl LII** and **Super Bowl LIX** Championship rosters, Executive Vice President/General Manager **Howie Roseman** is in his 26th season with the Philadelphia Eagles. After working his way up through the franchise's football operations and scouting departments, the two-time **NFL Executive of the Year** has cemented himself as one of the most accomplished and respected front office visionaries in the game.

Roseman is the fifth general manager to win Super Bowls with multiple quarterbacks, along with Pro Football Hall of Famers **Bobby Beathard**, **Al Davis**, **Ozzie Newsome** and **George Young**. He and Newsome are the only general managers to preside over two Super Bowl victories with a different head coach and quarterback in each season (the only one to do so within eight seasons). One of two general managers to win multiple Super Bowls and **NFL Executive of the Year** awards from the Pro Football Writers of America (also **George Young**), Roseman joins **Bill Belichick**, **Kevin Colbert** and **Brett Veach** as the only general managers with at least three Super Bowl berths and two championships since the league's salary cap was introduced in 1994.

Roseman has greatly impacted decades of sustained success in Philadelphia, as his roster-building prowess has been instrumental in the Eagles maintaining perennial postseason contention. Since he was hired in 2000, Philadelphia ranks second in the NFL in playoff appearances (17), playoff games (35) and playoff victories (20), while totaling a division-best 11 NFC East crowns with the second-most conference title games (eight) and third-most Super Bowl trips (XXXIX, LII, LVII, LIX) in the league. Only three general managers have captured division championships with four head coaches since the 1970 NFL merger – Roseman, **Al Davis** and **Jerry Jones**.

Owning the highest winning percentage (.616, 111-69-1 from 2013-14, 2016-present) ever by an Eagles general manager with personnel authority (including de facto general managers), Roseman has revitalized the team's

football operations with a collaborative and progressive approach to roster building and player development. In his first 11 years at the helm, Philadelphia has eight playoff appearances with five division crowns (2013, 2017, 2019, 2022, 2024), three conference titles (2017, 2022, 2024) and two Super Bowl Championships (LII, LIX). Notably, the Eagles are one of just three clubs with postseason berths in seven of the last eight campaigns.

Having made four consecutive playoff trips, including two Super Bowls, Philadelphia has recorded the third-best winning percentage (.710, 49-20) in the NFL since 2021. Roseman has protected the short-term and long-term outlook of the franchise through innovative decision making, signing a multitude of impact players through extensions and free agency while infusing a wave of foundational talent through the NFL Draft. Furthermore, over the last four seasons, 16 players have collected 27 Pro Bowl accolades, while 11 players have garnered 18 All-Pro honors from the *Associated Press*.

In 2024, Roseman constructed one of the greatest rosters of the NFL's salary cap era. Featuring a number of outstanding individual performances, the Eagles tied an NFL record with 18 regular-season and postseason wins, including a 40-22 victory against the Kansas City Chiefs in **Super Bowl LIX**. Roseman became the first general manager in the league's free agency era (since 1993) to sign an AP NFL Offensive Player of the Year finalist (winner) and AP NFL Defensive Player of the Year finalist in the same offseason. He also drafted two AP NFL Defensive Rookie of the Year finalists. In addition, Philadelphia's offensive line, which paved the way for several NFL and team rushing records, saw all five of its starters receive AP All-Pro votes.

Roseman played a pivotal role in ensuring the success of the Eagles' **Super Bowl LII**-winning team in 2017. Faced with season-ending injuries to a handful of key players, his focused leadership and in-season roster management helped navigate Philadelphia to its first Super Bowl title. In doing





NOTES TO KNOW

- ▶ A two-time **NFL Executive of the Year** who assembled the first two Super Bowl Championship (LII and LIX) rosters in Eagles history
- ▶ Is the fifth general manager in NFL history to win Super Bowls with multiple quarterbacks, joining Pro Football Hall of Famers **Bobby Beathard, Al Davis, Ozzie Newsome** and **George Young** ... He and Newsome are the only general managers to win two Super Bowls with a different head coach and quarterback in each season
- ▶ Joins **George Young** as the only general managers to win multiple Super Bowls and PFWA **NFL Executive of the Year** awards
- ▶ One of only four general managers with three Super Bowl berths and two championships since the NFL's salary cap was introduced in 1994 (also **Bill Belichick, Kevin Colbert** and **Brett Veach**)
- ▶ Roseman, **Al Davis** and **Jerry Jones** are the only general managers to win division titles with four head coaches since 1970
- ▶ Highest winning percentage (.616, 111-69-1) ever by an Eagles general manager with personnel authority (including de facto GMs)
- ▶ Constructed one of the greatest rosters of the NFL's salary cap era in 2024 ... Became the first general manager in the free agency era (since 1993) to sign an AP NFL Offensive Player of the Year and AP NFL Defensive Player of the Year finalist in the same offseason ... Also drafted two AP NFL Defensive Rookie of the Year finalists

so, Roseman became the third general manager to win a Super Bowl with a quarterback who started three-or-fewer games in the regular season.

The Eagles' track record of excellence under Roseman has created opportunities for numerous personnel executives to step into senior roles with other clubs as well, including two general managers (**Andrew Berry** and **Joe Douglas**) and four assistant general managers (**Brandon Brown, Ian Cunningham, Catherine Hickman** and **Andy Weidl**) over the last seven years.

Roseman, who served as Executive Vice President of Football Operations from 2015-18 before adding the title of General Manager in 2019, is responsible for the personnel and scouting staffs and oversees all areas of football operations, including but not limited to sports medicine and performance, analytics, football administration, football technology and player development. Under his guidance, and in concert with the vision created by Chairman and Chief Executive Officer **Jeffrey Lurie**, Philadelphia has become one of the NFL's most admired and innovative operations.

Before he was elevated to Executive Vice President of Football Operations, Roseman served as the General Manager from 2010-14. At the time of his promotion, the 34-year-old Roseman was the youngest NFL executive to be named to the post in three decades. He administered an overhaul of the roster in his first year, making it one of the youngest in the league. The revamped Eagles delivered NFC East titles in 2010 and 2013 and sent a conference-high nine players to the Pro Bowl following the 2014 season.

From 2008-09, Roseman managed the college scouting staff, organized and ran draft meetings, and scouted the top college prospects around the country as the vice president of player personnel.

Roseman was named Philadelphia's vice president of football administration (2006-07) after spending three years as the team's director of football administration (2003-05). In that role, he evaluated players around the NFL and for the draft while representing the team on contract, salary cap, and player personnel matters. In 2007, Roseman was invited to participate in the NFL-Stanford Program for managers at the Stanford Graduate School of Business, an NFL program created to develop leaders within the league.

After relentlessly pursuing jobs in NFL front offices, Roseman finally got his foot in the door as an intern with the Eagles, when the team was headquartered at Veterans Stadium. He quickly rose to salary cap staff counsel, a role he held with Philadelphia from 2000-02.

Roseman serves on the General Managers Advisory Committee, which provides feedback and recommendations to the League office and the Competition Committee, ensures the NFL continues to develop pipelines for players, coaches, and front office personnel, and promotes innovation around the game. He also is a member of the Future of Football Advisory Committee, contributing to a panel of executives organized through the Football Operations Innovation Forum to showcase various initiatives.

Roseman, the club's nominee for the 2018 NFL Salute to Service Award, is very active in the Philadelphia community and contributes to a variety of initiatives that involve the military and children. He was named Honorary Commander for the Joint Base McGuire-Dix-Lakehurst for his continued efforts with the military. His charitable endeavors have also benefited the Alex's Lemonade Stand Foundation, the Boys & Girls Clubs of America, and USA Football. In 2024, Roseman was named Most Valuable Philadelphian by the Philadelphia Visitors Center for his contributions to the city. In 2018, the Maxwell Football Club presented him with the Steinberg-DeNicola Humanitarian Award, an annual honor that recognizes an NFL representative who is committed to doing good in their community. In addition, Roseman is a member of the Governing Body of the Global Sports Management Summit.

Born in Brooklyn, NY, Roseman earned his bachelor's degree from Florida before obtaining a J.D. degree from Fordham Law School. He and his wife, Mindy, reside in suburban Philadelphia with their four children.



NICK
SIRIANNI
HEAD COACH



NFL Experience: 17th Year (5th with Eagles)
College: Mount Union Hometown: Jamestown, NY



SUPER BOWL CHAMPION: 2024 (LIX)

The steward of one of the most dominant eras in franchise history that includes the **Super Bowl LIX** Championship, **Nick Sirianni** is in his fifth campaign as head coach of the Philadelphia Eagles with a 49-20 record, which marks the third-highest career winning percentage (.710) in the Super Bowl Era (min. 50 games). Among Super Bowl-winning head coaches, only **John Madden** (.759, 1969-78) and **Vince Lombardi** (.738, 1959-67 and 1969) have won at a greater clip than Sirianni, who became the first head coach in NFL history to earn four postseason appearances, two conference titles and a Super Bowl Championship in the first four years of their career.

A product of a family of football coaches and educators, Sirianni developed a curriculum for sustaining a winning culture that is rooted in three defining principles – *tough*, *detailed* and *together*. Embracing these values, the Eagles are one of just four teams with playoff berths in each of the last four seasons (Sirianni is the fifth Super Bowl Era head coach to make four straight postseason trips to start their career), including record-breaking performances that resulted in Super Bowl LVII and LIX appearances (only head coach in team history to reach the Super Bowl multiple times).

Sirianni, who registered the second-most wins ever by a head coach in their first four years at the helm, has guided Philadelphia to the third-best winning percentage in the league since he was hired during the 2021 off-season. In that span, the Eagles are first in rushing touchdowns (111), second in rushing offense (153.9 ypg), third in points per game (26.7) and third-down conversion rate (45.5 pct.), fourth in red zone efficiency (62.2 pct.) and sixth in total offense (366.7 ypg). Additionally, Philadelphia is fourth in total defense (316.1 ypg) and fifth in sacks (183) over the last five seasons.

Under Sirianni’s leadership, 16 players have combined for 27 Pro Bowl selections, along with 11 players collecting 18 All-Pro honors. Moreover, the Eagles’ success has led to three of Sirianni’s top lieutenants being hired as head coaches after their stints with Philadelphia – **Jonathan Gannon** (Cardinals), **Kellen Moore** (Saints) and **Shane Steichen** (Colts).

The 2024 season culminated with the second Super Bowl title in franchise history, as Sirianni navigated the Eagles to a 40-22 victory against the Kansas City Chiefs in **Super Bowl LIX**. Philadelphia, which scored the most points (145) in NFL postseason history, finished 18-3 on the year, including a club-record-tying 14-3 mark and team-best 10-game winning streak in the regular season. One of three head coaches to advance to two Super Bowls and win the Lombardi Trophy in their first four seasons (also **Joe Gibbs** and **Mike Tomlin**), Sirianni became the fourth head coach in NFL history to lead their team to an 18-win campaign, joining **Bill Belichick** (2007 Patriots), **Mike Ditka** (1985 Bears) and **Bill Walsh** (1984 49ers) in that category.

Sirianni presided over an Eagles offense that set a league record with 3,866 rushing yards in the regular season and playoffs, including the most combined rushing yards ever by an individual from **Saquon Barkley** (2,504), who was the *Associated Press* NFL Offensive Player of the Year. Powered by an offensive line that saw each of its five starters receive All-Pro votes, Barkley, an *AP* NFL MVP finalist, entered the 2,000-yard rushing club as its ninth member with his league-leading 2,005 yards in the regular season.

Philadelphia became the second team in history to feature the NFL’s rushing champion while showcasing the league’s top-ranked defense (278.4 ypg) in 2024. The Eagles, who led the NFL in total defense for the first time since 1991, ranked first in passing defense (174.2 ypg) and defensive points

COACHING TIMELINE		
Years	Team	Position
2021-	Philadelphia Eagles	Head Coach
2018-20	Indianapolis Colts	Offensive Coordinator
2016-17	L.A./S.D. Chargers	Wide Receivers
2014-15	San Diego Chargers	Quarterbacks
2013	San Diego Chargers	Offensive Quality Control
2012	Kansas City Chiefs	Wide Receivers
2009-11	Kansas City Chiefs	Offensive Quality Control
2006-08	Indiana (PA)	Wide Receivers
2004-05	Mount Union	Defensive Backs

SIRIANNI vs. THE NFL				
Team		Regular	Playoffs	Total
AMERICAN FOOTBALL CONFERENCE	Baltimore Ravens	1-0	0-0	1-0
	Buffalo Bills	1-0	0-0	1-0
	Cincinnati Bengals	1-0	0-0	1-0
	Cleveland Browns	1-0	0-0	1-0
	Denver Broncos	1-0	0-0	1-0
	Houston Texans	1-0	0-0	1-0
	Indianapolis Colts	1-0	0-0	1-0
	Jacksonville Jaguars	2-0	0-0	2-0
	Kansas City Chiefs	1-1	1-1	2-2
	Las Vegas Raiders	0-1	0-0	0-1
	Los Angeles Chargers	0-1	0-0	0-1
	Miami Dolphins	1-0	0-0	1-0
	New England Patriots	1-0	0-0	1-0
	New York Jets	1-1	0-0	1-1
	Pittsburgh Steelers	2-0	0-0	2-0
	Tennessee Titans	1-0	0-0	1-0
NATIONAL FOOTBALL CONFERENCE	Arizona Cardinals	1-1	0-0	1-1
	Atlanta Falcons	1-1	0-0	1-1
	Carolina Panthers	2-0	0-0	2-0
	Chicago Bears	1-0	0-0	1-0
	Dallas Cowboys	5-4	0-0	5-4
	Detroit Lions	2-0	0-0	2-0
	Green Bay Packers	2-0	1-0	3-0
	Los Angeles Rams	2-0	1-0	3-0
	Minnesota Vikings	2-0	0-0	2-0
	New Orleans Saints	2-1	0-0	2-1
	New York Giants	6-2	1-0	7-2
	Philadelphia Eagles	---	---	---
	San Francisco 49ers	0-2	1-0	1-2
	Seattle Seahawks	0-1	0-0	0-1
	Tampa Bay Buccaneers	1-2	0-2	1-4
	Washington Commanders	6-2	1-0	7-2
Career Totals		49-20	6-3	55-23



allowed per game (16.9) as well. **Zack Baun**, who transitioned to inside linebacker in the offseason, was voted an *AP* NFL Defensive Player of the Year finalist after leading the team with 150 tackles and five forced fumbles.

Sirianni also supported Super Bowl LIX MVP **Jalen Hurts** to one of the most efficient seasons of his NFL tenure, as Hurts produced career highs in passer rating (103.7) and completion percentage (68.7 pct.) while pacing all quarterbacks with 14 rushing touchdowns in the regular season. In 15 starts after the bye week (including playoffs), Hurts had 36 total touchdowns (19 passing, 17 rushing) against four giveaways with a 112.5 passer rating.

In 2023, Sirianni directed Philadelphia to an 11-6 record and a playoff bid, with the Eagles ranking among the league's top 10 in scoring (seventh, 25.5 ppg), total yards (eighth, 354.4 ypg), rushing yards (eighth, 128.8 ypg), third-down conversion rate (third, team-record 48.0 pct.) and red zone efficiency (ninth, 60.0 pct.). Hurts established franchise records in both total yards (4,463) and total touchdowns (38) while also tying for the most rushing scores (15) ever by an NFL quarterback. **A.J. Brown** finished with the most receptions (106) ever by an Eagles wide receiver and set an NFL record by posting at least 125 receiving yards in six consecutive games.

Guiding Philadelphia to a Super Bowl LVII appearance, Sirianni helped the team win 14 regular-season games for the first time in history in 2022. Furthermore, the Eagles developed franchise records in points (477), total touchdowns (59), scrimmage touchdowns (57), rushing touchdowns (32, tied for fourth in NFL history), first downs (385), red zone efficiency (67.8 pct.) as well as defensive sacks (70, tied for third in NFL history). The club also finished among the top three teams in total offense (third, 389.1 ypg) and total defense (second, 301.5 ypg) for the first time since the 1970 merger.

Sirianni helped many players have prominent showings in 2022, including Hurts, who finished as the *AP* NFL MVP runner-up after totaling 35 touchdowns with a 101.5 passer rating, and Brown, who broke a 38-year franchise record with 1,496 receiving yards. Philadelphia also became the first club to feature four different players with 10-plus sacks in the same year.

In 2021, Sirianni's debut season as a head coach elicited a 9-8 record and postseason berth, with the Eagles capturing seven of the last 10 regular-season games to clinch a spot in the playoffs. The team ranked first in the NFL in rushing yards (2,715) and rushing touchdowns (25) and tallied the second-most defensive touchdowns (five) in the league.

Prior to arriving in Philadelphia, Sirianni spent three years (2018-20) as the Indianapolis Colts' offensive coordinator. In that span, the Colts ranked sixth in third-down conversion rate (43.4 pct.), seventh in red zone efficiency (63.9 pct.), and eighth in points per game (25.9). Indianapolis' offense also surrendered the second-fewest sacks (71) during that stretch.

Five offensive players received Pro Bowl recognition during Sirianni's time with the Colts, including **Quenton Nelson** (2019-21), **Ryan Kelly** (2020-21), **Jack Doyle** (2019), **Eric Ebron** (2018), and **Andrew Luck** (2018), who was named *AP* NFL Comeback Player of the Year after finishing second in touchdown passes (39) in 2018. Notably, Nelson was first-team All-Pro all three seasons, while Kelly was a second-team All-Pro selection in 2020.

Before he joined Indianapolis, Sirianni was a member of the Los Angeles/San Diego Chargers' staff for five years (2013-17), including two seasons as the wide receivers coach (2016-17). In 2017, he assisted the top-ranked passing offense (276.9 ypg), which featured a career year from **Keenan Allen**, who was selected as the *AP* NFL Comeback Player of the Year after ranking third in receiving yards (career-high 1,393) that season.

From 2014-15, Sirianni coached the Chargers' quarterbacks and helped **Philip Rivers** earn consecutive Pro Bowls while averaging 30 passing touchdowns per season. In 2015, Rivers led the league with a team-record 437 completions for a career-high 4,792 yards (second in the NFL and 10 yards shy of the club record). In 2013, when Sirianni originally joined the Chargers as an offensive quality control coach, Rivers threw for 4,478 yards and 32 touchdowns and recorded a career-high 69.5 completion percentage (378-of-544) en route to *AP* NFL Comeback Player of the Year honors.

Sirianni began his NFL coaching career with the Kansas City Chiefs, serving as the wide receivers coach (2012) and offensive quality control coach (2009-11). He also worked with the Chiefs' quarterbacks in 2010 and helped **Matt Cassel** earn his first career Pro Bowl after totaling 3,116 passing yards,



WINNING PERCENTAGE			
ALL-TIME NFL HEAD COACHES (CAREER)			
Rk	Head Coach (Years)	W-L	W%
1.	Guy Chamberlin (1922-27)	58-16-7	.784
2.	John Madden (1969-78)	103-32-7	.759
3.	Vince Lombardi (1959-67, '69)	96-34-6	.738
4.	Ray Flaherty (1936-42)	54-21-3	.720
5.	George Allen (1966-77)	116-47-5	.712
6.	Nick Sirianni (2021-24)	49-20	.710

NFL HEAD COACHES (SINCE 2021)			
Rk	Head Coach (Team)	W-L	W%
1.	Andy Reid (Chiefs)	52-17	.754
2.	Sean McDermott (Bills)	49-19	.721
3.	Nick Sirianni (Eagles)	49-20	.710
4t.	John Harbaugh (Ravens)	43-26	.623
	Mike McCarthy (Cowboys)	43-26	.623
	Kevin O'Connell (Vikings)	43-26	.623

EAGLES HEAD COACHES (CAREER)			
Rk	Head Coach (Years)	W-L	W%
1.	Nick Sirianni (2021-24)	49-20	.710
2.	Greasy Neale (1941-50)	63-43-5	.594
3.	Andy Reid (1999-2012)	130-93-1	.583
4.	Rich Kotite (1991-94)	36-28	.563
5.	Jim Trimble (1952-55)	25-20-3	.556

27 touchdowns and a career-high 93.0 passer rating.

Before the NFL, Sirianni spent five years at the collegiate level as the wide receivers coach at Indiana University of Pennsylvania (2006-08) and defensive backs coach at Mount Union (2004-05), his alma mater, helping the Purple Raiders capture a national title during the 2005 season.

A native of Jamestown, NY, Sirianni was a three-year starter at wide receiver at Mount Union, winning three NCAA Division III National Championships (2000-02) and earning All-Ohio Athletic Conference honors as a senior after catching a career-high 13 touchdowns. He also played one year in the Atlantic Indoor Football League with the Canton Legends in 2005.

Sirianni's brother, Mike, is the head coach at Washington & Jefferson College. His winning percentage of .808 (194-46) is the best in school history and currently ranks fourth-best among all NCAA football coaches with at least 10 years of experience. His brother, Jay, is a former head coach at their alma mater, Southwestern Central High School (Jamestown, NY), where their father, Fran, also spent nine years in the same position and served as the school's head track coach for 46 seasons. Under Jay, Southwestern Central won New York state titles in 2008 and 2009.

Sirianni and his wife, Brett, have two sons, Jacob and Miles, and one daughter, Taylor.



MICHAEL CLAY

SPECIAL TEAMS COORDINATOR

NFL Experience: 12th Year (7th with Eagles)
College: Oregon Hometown: San Jose, CA



SUPER BOWL CHAMPION: 2024 (LIX)

- Enters his fifth season as Philadelphia's special teams coordinator ... Rejoined the Eagles in 2021 following a five-year stint with the 49ers (2016-20), including four seasons as a special teams assistant
- Led a special teams unit that played a pivotal role in the Eagles' **Super Bowl LIX** Championship, as **Jake Elliott** registered the most kicking points (16) in Super Bowl history ... Elliott also set team playoff records in kicking points (43), made kicks (23) and made field goals (10)
- Directed one of the top groups in the league in 2023, as Philadelphia ranked 1st in special teams DVOA (4.2%) as well as 5th in *Pro Football Focus* special teams grade (89.0) ... **Jake Elliott** earned All-Pro honors after establishing a team record in FG percentage (93.8%) and **Braden Mann** set club marks in gross (49.8) and net (43.9) punting average
- Helped **Britain Covey** cement himself as one of the top punt returners in 2023 after leading the league in punt return yards (417)
- Oversaw one of the best years of **Jake Elliott's** career in 2021 ... Elliott was selected to his first Pro Bowl after producing a then-team-record 90.9% FG percentage ... He was one of three NFL kickers to make at least 90% of their FGs and all of their XP attempts (44-of-44)
- Played LB at Oregon from 2009-12 and was an All-Pac-12 selection ... Signed by the Dolphins as a UDFA in 2013



VIC FANGIO

DEFENSIVE COORDINATOR

NFL Experience: 39th Year (3rd with Eagles)
College: East Stroudsburg Hometown: Dunmore, PA



SUPER BOWL CHAMPION: 2024 (LIX)

- Enters his second season as Philadelphia's defensive coordinator ... Brings 39 years of experience to the coaching staff, including 26 as a coordinator ... Has mentored five Pro Football Hall of Famers (**Kevin Greene, Rickey Jackson, Ray Lewis, Sam Mills** and **Patrick Willis**)
- Directed Philadelphia to No. 1 rankings in total defense (278.4 ypg) and defensive points allowed per game (16.9) during the Eagles' **Super Bowl LIX**-winning season in 2024 ... Also led the Eagles to set team playoff records in sacks (16), takeaways (11) and FFs (6)
- In 2024, mentored first-year OLB **Zack Baun** to earn status as an AP NFL Defensive Player of the Year finalist after finishing as the highest-graded LB (90.1) by *PFF* ... Steered **Jalen Carter** to garnering second-team All-Pro and Pro Bowl accolades after leading Philadelphia in QBPs (45), QBHs (16) and TFLs (12) ... Also helped **Quinyon Mitchell** and **Cooper DeJean** become AP NFL Defensive Rookie of the Year finalists
- In 2023, oversaw the Miami Dolphins' defense and helped the team earn a spot in the AFC playoff picture
- Served as head coach of the Denver Broncos from 2019-21
- Voted AP NFL Assistant Coach of the Year with Chicago in 2018
- Entered the NFL as a LBs coach with New Orleans (1986-94) ... Started his pro coaching career with the USFL's Philadelphia Stars in 1984



KEVIN PATULLO

OFFENSIVE COORDINATOR

NFL Experience: 16th Year (5th with Eagles)
College: South Florida Hometown: Hillsborough, NJ



SUPER BOWL CHAMPION: 2024 (LIX)

- Named the Eagles' offensive coordinator in 2025 ... Served as Philadelphia's passing game coordinator from 2021-24, including holding the added title of associate head coach from 2023-24
- Helped an Eagles offense that played a critical role in capturing **Super Bowl LIX** in 2024 ... **Jalen Hurts** tallied career highs in completion percentage (68.7%) and passer rating (103.7) ... **A.J. Brown** ranked 1st in the NFL with a 16.1 receiving avg. (min. 60 catches) ... **DeVonta Smith** led the team with 68 receptions and 8 receiving TDs
- Contributed to the 7th-best scoring offense (25.5 ppg) and 8th-best total offense (354.4 ypg) in the NFL in 2023 ... **Jalen Hurts** threw for career highs in yards (3,858) and TDs (23) ... **A.J. Brown** earned AP All-Pro and Pro Bowl recognition after recording 1,456 yards (5th in the NFL) and 7 TDs on 106 receptions (most by a WR in Eagles history)
- Served as the Colts' pass game specialist in 2020 ... Indianapolis gave up the 2nd-fewest sacks (21) and 3rd-fewest giveaways (15)
- Coached the Jets' QBs from 2015-16 ... In 2015, **Ryan Fitzpatrick** had a career-high 3,905 yards and a franchise-record 31 TDs
- In 2014, worked as the Titans' assistant WRs coach
- Was an offensive quality control coach with the Bills from 2010-12 ... Started his NFL coaching career with the Chiefs (2007-08)



JEMAL SINGLETON

RUNNING BACKS/ASSISTANT HEAD COACH

NFL Experience: 10th Year (5th with Eagles)
College: Air Force Hometown: San Antonio, TX



SUPER BOWL CHAMPION: 2024 (LIX)

- Enters his fifth season with the Eagles after joining Philadelphia's coaching staff during the 2021 offseason
- In 2024, supported an offense that established an NFL record with a combined 3,866 rushing yards in the regular season and playoffs, which featured the most rushing yards ever by an individual from **Saquon Barkley** (2,504) ... Barkley led the league with a career-high and club record 2,005 rushing yards (8th-most in NFL history) in the regular season
- During the 2023 season, coached **D'Andre Swift** to his first career Pro Bowl after finishing 5th in the NFL in rushing yards (1,049)
- Helped the Eagles advance to Super Bowl LVII in 2022 ... Philadelphia led the league with a team-record 32 rushing TDs, tying for the 3rd-most in NFL history behind the 1962 Packers (36) and 1976 Steelers (33)
- In 2020, helped Cincinnati's RBs register a combined 1,891 scrimmage yards ... Also guided **Joe Mixon** to 1,137 rushing yards in 2019
- Served as the Colts' RBs coach from 2016-17 ... Worked closely with **Frank Gore**, who became just the fourth RB in NFL history to surpass 1,000 rushing yards (1,025) at age 33-or-older in 2016
- Spent nine seasons coaching at Air Force (2000, '03-10) ... Worked as the Falcons' RBs coach from 2006-10, producing a conference rushing title and Top 10 national ranking in rushing offense each year



PARKS FRAZIER

PASSING GAME COORDINATOR

NFL Experience: 8th Year (1st with Eagles)

College: Murray State, Arkansas State Hometown: Corinth, MS



- ▶ Joined the Eagles' coaching staff as passing game coordinator in 2025
- ▶ Served as an offensive assistant with the Miami Dolphins in 2024, supporting an operation that featured **Tua Tagovailoa**, who led the league with a career-high completion percentage (72.9%) while producing a 101.4 passer rating ... **Jonnu Smith** established team tight end records in receptions (88) and receiving yards (884)
- ▶ In 2023, helped **Bryce Young** in his first year of development ... Young recorded 20-plus completions in eight straight games to start the season, marking the 2nd-longest streak by a rookie in NFL history
- ▶ Helped guide **Carson Wentz** to 27 TD passes against just 7 INTs with a 94.6 passer rating in 2021
- ▶ During the 2020 season, assisted Indianapolis' offensive coordinator **Nick Sirianni** in helping the Colts rank 9th overall in points per game (28.2) while allowing the 2nd-fewest sacks (21)
- ▶ Began NFL career with the Indianapolis Colts (2018-22) ... Served as the assistant to the head coach (2018-19), offensive quality control (2020), assistant quarterbacks (2021-22) and pass game specialist (2022)
- ▶ Played quarterback for three seasons at Murray State (2012-14), following one year at Northeast Mississippi Community College (2011) and one season at Ole Miss (2010)



CHRISTIAN PARKER

PASSING GAME COORDINATOR/DEF. BACKS

NFL Experience: 7th Year (2nd with Eagles)

College: Richmond Hometown: Richmond, VA



SUPER BOWL CHAMPION: 2024 (LIX)

- ▶ Named the Eagles' passing game coordinator/DBs coach in 2024
- ▶ Coached **Quinyon Mitchell** and **Cooper DeJean** to AP NFL Defensive Rookie of the Year finalist recognitions in 2024 ... Also assisted **Darius Slay** to top-five finishes among NFL cornerbacks in *PFF* forced incompleteness percentage (3rd, 20.6%) and completion percentage allowed (4th, 48.5%) (min. 50 targets)
- ▶ Oversaw a Broncos secondary in 2023 that featured second-team AP All-Pro **Justin Simmons** as well as Pro Bowler **Pat Surtain** ... Simmons paced Denver's defense with 3 INTs to go along with 70 tackles and 8 PDs, while Surtain finished the season with 12 PDs and 1 INT
- ▶ Helped the Broncos finish 7th in the NFL in yards allowed per game (320.0) during the 2022 campaign
- ▶ In his first season with Denver in 2021, assisted a unit that was 8th in the NFL in total defense (326.1 ypg) ... Led **Justin Simmons** to All-Pro honors while **Pat Surtain** was named to the PFWA All-Rookie Team
- ▶ Spent his first two NFL seasons as a defensive quality control coach with the Green Bay Packers (2019-20)
- ▶ Spent six seasons coaching in the collegiate ranks, holding stints with Texas A&M (2018), Notre Dame (2017), Norfolk State (2015-16), and Virginia State (2013-14) ... Also played collegiately at Richmond



JEFF STOUTLAND

RUN GAME COORDINATOR/OFFENSIVE LINE

NFL Experience: 13th Year (13th with Eagles)

College: Southern Conn. St. Hometown: New York, NY



SUPER BOWL CHAMPION: 2017 (LII), 2024 (LIX)

- ▶ One of the most respected OL coaches in the country ... Boasts 42 years of coaching experience ... Is the longest-tenured member of the Eagles' coaching staff (named run game coordinator in 2018)
- ▶ Has mentored Pro Bowl players during each of his first 12 seasons in Philadelphia ... Is the only OL coach since the 1970 merger to produce Pro Bowl selections in 12 consecutive years with the same franchise ... In total, has led seven players to 26 combined Pro Bowl nods
- ▶ Assisted five players to 15 All-Pro honors – **Lane Johnson** (2017, '21-24), **Jason Kelce** (2017-19, '21-23), **Jordan Mailata** (2024), **Evan Mathis** (2013) and **Jason Peters** (2013-14) ... Under his guidance, **Jason Kelce** (seven) and **Brandon Brooks** (three) have the most Pro Bowls at their positions in team history
- ▶ Mentored three Eagles offensive lines that contributed to Super Bowl appearances in 2017, 2022 and 2024, including **Super Bowl LII** and **Super Bowl LIX** victories ... His units have blocked for the NFL's rushing leader on two occasions: **LeSean McCoy** in 2013 (1,607) and **Saquon Barkley** in 2024 (2,005)
- ▶ Coached one of the best OLs in college football history at Alabama in 2012 ... Featured two first-team All-Americans and helped the Crimson Tide win their second straight BCS National Championship



CLINT HURTT

SENIOR DEFENSIVE ASSISTANT/DEFENSIVE LINE

NFL Experience: 12th Year (2nd with Eagles)

College: Miami (FL) Hometown: Rochester, NY



SUPER BOWL CHAMPION: 2024 (LIX)

- ▶ Named senior defensive assistant/defensive line coach in 2024
- ▶ Tutored a young stable of interior defensive linemen that helped anchor the No. 1 total defense (278.4 ypg) in the NFL and played a crucial role in Philadelphia winning the **Super Bowl LIX** Championship
- ▶ In 2024, coached **Jalen Carter** to second-team All-Pro and Pro Bowl honors after pacing the defense in pressures (45), QBHs (career-high 16) and TFLs (career-high 12) while posting 4.5 sacks with 2 FFs ... **Milton Williams** also finished 2nd among NFL interior defensive linemen in *PFF* pass-rush grade (90.4) and 3rd in pressure percentage (14.6 pct.)
- ▶ His Seahawks defense featured three Pro Bowlers (**Julian Love**, **Bobby Wagner** and **Devon Witherspoon**) in 2023 ... Wagner, a second-team AP All-Pro, led the NFL with a team-record-tying 183 tackles ... Witherspoon, who earned PFWA All-Rookie honors, finished with the 5th-most PDs (16) in the NFL while tallying 79 tackles, 3.0 sacks and 1 INT-TD ... Love made 110 tackles with career highs in PDs (10) and INTs (4)
- ▶ Served as the Seahawks' DL coach from 2017-21, including adding the title and responsibilities of assistant head coach in 2018
- ▶ Served as the OLBs coach for the Chicago Bears from 2015-16 after originally joining the staff as an assistant DL coach in 2014
- ▶ Spent 13 seasons in the collegiate ranks prior to the NFL



**ROY
ANDERSON**
CORNERBACKS



NFL Experience: 17th Year (2nd with Eagles)
College: Howard Hometown: Tallahassee, FL

SUPER BOWL CHAMPION: 2024 (LIX)

- Enters his second year as Philadelphia's cornerbacks coach after joining the team during the 2024 offseason
- Helped **Quinyon Mitchell** and **Cooper DeJean** to AP NFL Defensive Rookie of the Year finalist recognitions in 2024 ... Also assisted **Darius Slay** to top-five finishes among NFL cornerbacks in forced incompleteness percentage (3rd, 20.6%) and completion percentage allowed (4th, 48.5%) (min. 50 targets)
- Spent the 2023 campaign as Seattle's secondary coach ... Worked with two Pro Bowlers – **Julian Love** and **Devon Witherspoon** ... Love registered 110 tackles with career highs in PDs (10) and INTs (4) ... Witherspoon, who received PFWA All-Rookie honors, had the 5th-most PDs (16) in the NFL while adding 79 tackles, 3.0 sacks and 1 INT-TD
- Served as the Vikings' assistant DBs/safeties coach from 2020-22 ... In 2022, **Harrison Smith** ranked T-5th in the league with 5 INTs ... Smith additionally recorded a team-high 5 INTs during the 2020 season
- Worked as the Chicago Bears' assistant DBs coach from 2017-18
- Coached the safeties in Indianapolis during the 2012-15 seasons ... In that role, helped **Mike Adams** receive Pro Bowl nods in 2014-15
- Also held stints in college at LSU (2004, '19), Florida State (2003) and Florida A&M (2002) ... Played QB at Howard from 1998-2001



**JOE
KASPER**
SAFETIES



NFL Experience: 7th Year (4th with Eagles)
College: Baldwin Wallace Hometown: Mentor, OH

SUPER BOWL CHAMPION: 2024 (LIX)

- Enters his fourth overall season with the Eagles and his second year as the team's safeties coach
- Supported the top-ranked total defense (278.4 ypg) in the NFL during the 2024 campaign, when the Eagles defeated the Kansas City Chiefs in **Super Bowl LIX** ... The Eagles led the league in passing defense (174.2 ypg) while ranking 3rd in passer rating allowed (82.5) and 6th in opponent completion percentage (62.2%) during the regular season ... With Kasper's assistance, **C.J. Gardner-Johnson** and **Reed Blankenship** were one of only two NFL safety tandems to each register at least 4 INTs
- Coached Miami's safeties in 2023, assisting a unit that finished 8th in takeaways (27, tied) and 10th in total defense (318.3 ypg)
- In 2022, contributed to a staff that helped the Eagles advance to Super Bowl LVII ... Philadelphia totaled the 3rd-most sacks (70, tied) in NFL history and finished first in passing defense (179.8 ypg)
- With the Blue Devils, worked with the QBs (2020) and DBs (2019) as a graduate assistant
- Coached the WRs at John Carroll in 2017 ... Also coached the DBs at Mentor (OH) High School during the 2015-16 seasons
- Played safety in college at Baldwin Wallace (Berea, OH)



**BOBBY
KING**
INSIDE LINEBACKERS



NFL Experience: 16th Year (2nd with Eagles)
College: Texas-El Paso Hometown: Louisville, KY

SUPER BOWL CHAMPION: 2024 (LIX)

- Named the Eagles' inside LBs coach during the 2024 offseason
- Assisted one of the most impactful linebacker corps in the NFL in 2024, as the unit helped the Eagles capture the **Super Bowl LIX** Championship after producing the No. 1-ranked total defense (278.4 ypg) ... Helped **Zack Baun** transition to inside linebacker for the first time in his career in 2024 ... A first-team All-Pro and Pro Bowler who had the highest PFF grade (90.1) by a linebacker, Baun registered a career-high 150 tackles and tied for 2nd in the league with 5 FFs
- In his second season with Tennessee in 2023, assisted a defense that ranked 1st in the league in red zone TD efficiency (37.7%) ... Steered **Azeez Al-Shaair** to a career-high 163 tackles (5th-most in NFL)
- Oversaw a group of LBs that helped Tennessee pace the NFL in both rushing defense (76.9 ypg) and opponent yards per rush (3.4) in 2022
- Spent five seasons with the Texans (2017-21), working with the DL (2021), inside LBs (2018-20) and LBs (2017) ... In 2020, directed **Zach Cunningham** to a league-leading and career-best 163 tackles
- Served as the assistant LBs coach for the San Diego Chargers during the 2014-16 seasons
- Began his NFL coaching career in 2010 as a defensive quality control coach with the Dallas Cowboys under **Wade Phillips**' direction



**SCOT
LOEFFLER**
QUARTERBACKS



NFL Experience: 2nd Year (1st with Eagles)
College: Michigan Hometown: Barberton, OH

- Joined Philadelphia's coaching staff as quarterbacks coach in 2025 ... Brings over 25+ years of collegiate coaching experience to the club
- Served as the head coach at Bowling Green from 2019-24, where he directed a turnaround that led Bowling Green to its first back-to-back bowl game appearances since 2014-15
- Presided over an offense that featured an outstanding performance by quarterback **Connor Bazelak**, who earned All-MAC recognition after posting the best completion percentage (66.9%) in the conference (2nd-highest mark in Bowling Green single-season history)
- Spent time as the offensive coordinator/quarterbacks coach at Boston College, including adding the title of deputy head coach/offense in 2018
- Oversaw the offense at Virginia Tech from 2013-15 ... Assisted **Logan Thomas** to school records in passing yards (9,003), passing TDs (52) and rushing TDs by a quarterback (24)
- Coached the quarterbacks at Florida from 2009-10, where he worked with College Football Hall of Famer **Tim Tebow**
- In 2008, served as the Detroit Lions' quarterbacks coach
- Helped Michigan win two Big Ten Championships while producing three Rose Bowl berths during his stint as quarterbacks coach (2002-07)
- Played quarterback at Michigan from 1993-96



JASON MICHAEL

TIGHT ENDS

NFL Experience: 20th Year (5th with Eagles)
College: Western Kentucky Hometown: Louisa, KY



SUPER BOWL CHAMPION: 2024 (LIX)

- ▶ Joined the Eagles as the TEs coach during the 2021 offseason
- ▶ Directed a tight ends group that helped the Eagles rank 8th in total yards per game (367.2) in 2024 ... **Dallas Goedert** hauled in 59 passes for 711 yards (12.1 avg.) and 3 TDs ... **Grant Calcaterra** collected 298 yards on 24 catches (12.4 avg.) in 17 games (13 starts)
- ▶ Coached **Dallas Goedert** to his second straight year with 700 receiving yards (702) in 2022 ... Despite missing five games, Goedert still ranked 3rd among TEs in yards after the catch (420) and receiving yards
- ▶ Facilitated a breakout campaign by **Dallas Goedert** in 2021 ... Totaled the 5th-most receiving yards (career-high 830) among NFL TEs ... Ranked 2nd among his position in yards per reception (career-high 14.8)
- ▶ Served as the Colts' TEs coach from 2019-20, where he coached with **Nick Sirianni** ... In 2020, guided **Jack Doyle** to his second Pro Bowl honor after he totaled 43 receptions for 448 yards and 4 TDs
- ▶ Spent four years with the Titans as the QBs coach (2016-17) and offensive coordinator (2014-15)
- ▶ Coached the Chargers' TEs from 2011-13 ... During that span, **Antonio Gates** registered the 4th-most receptions (190) among NFL TEs
- ▶ Worked as a QBs/quality control coach with the Jets in 2006 ... Held a quality control role with the Raiders during the 2005 season



AARON MOOREHEAD

WIDE RECEIVERS

NFL Experience: 6th Year (6th with Eagles)
College: Illinois Hometown: Deerfield, IL



SUPER BOWL CHAMPION: 2006 (XLI), 2024 (LIX)

- ▶ Enters his sixth year as the Eagles' wide receivers coach
- ▶ In 2024, led a wide receiver room that played a key role in Philadelphia winning the **Super Bowl LIX** Championship ... Under his direction, **A.J. Brown** finished with the highest *PFF* offensive grade (91.2) among NFL wide receivers (min. 600 snaps) ... **DeVonta Smith** paced Philadelphia with 68 catches for 833 yards and a career-high 8 TDs (team high)
- ▶ Helped **A.J. Brown** earn *AP* All-Pro and Pro Bowl honors in 2023 when he produced 1,456 yards (5th in NFL) on 106 catches (most by WR in team history)
- ▶ Guided **A.J. Brown** and **DeVonta Smith** to become the first 1,000+ yard receiving duo in Eagles history in 2022
- ▶ Led **DeVonta Smith** to a team rookie receiving record (916) in 2021
- ▶ Mentored the WRs at Texas A&M from 2015-17, where he led a group that featured **Christian Kirk** and **Josh Reynolds**
- ▶ From 2013-14, worked as the WRs coach at Virginia Tech
- ▶ Spent the 2010-12 seasons as an offensive assistant at Stanford
- ▶ Played five seasons (2003-07) in the NFL with the Indianapolis Colts, including a **Super Bowl XLI** championship after the 2006 campaign
- ▶ Moorehead and his father, Emery (played in NFL from 1977-88), were the first father-son duo to play in and win a Super Bowl



JEREMIAH WASHBURN

DEFENSIVE ENDS/OUTSIDE LINEBACKERS

NFL Experience: 24th Year (7th with Eagles)
College: Arkansas Hometown: Shelby, NC



SUPER BOWL CHAMPION: 2024 (LIX)

- ▶ Begins his seventh season with the Eagles and fourth as the team's DEs/OLBs coach ... Served as Philadelphia's senior defensive assistant from 2020-21 after joining as an advanced projects coordinator in 2019
- ▶ Oversaw a group of edge rushers that contributed to the No. 1 total defense (278.4 ypg) in the league and helped Philadelphia win **Super Bowl LIX** in 2024 ... Assisted **Josh Sweat** to a team-high 8.0 sacks with 41 tackles, 15 QB hits and 9 TFLs ... Coached **Nolan Smith** to a breakout campaign, posting 39 tackles, 11 QB hits, 8 TFLs and 6.5 sacks
- ▶ In 2023, helped **Haason Reddick** earn his second Pro Bowl honor after recording a career-high 70 pressures with 23 QBHs, 13 TFLs and 11.0 sacks ... **Josh Sweat** also produced a career-high 75 pressures
- ▶ Guided a unit of edge rushers that helped engineer the 3rd-most sacks (70) in NFL history in 2022 ... Philadelphia also became the first team to have four different players record double-digit sacks in the same year
- ▶ Served as the OL coach for the Dolphins in 2018 ... Spent the 2017 season coaching the Bears' OL after working as the assistant OL coach with the Dolphins in 2016 ... Began his NFL coaching career with the Lions as an OL coach (2013-15) and assistant OL coach (2009-12)
- ▶ Spent six years with the Ravens working as an area scout (2005-08) and player personnel assistant (2003-04) ... Also served as a football operations assistant for the Panthers in 2002



JOE PANNUNZIO

ASSISTANT SPECIAL TEAMS COORDINATOR

NFL Experience: 9th Year (9th with Eagles)
College: Southern Colorado Hometown: Pueblo, CO



SUPER BOWL CHAMPION: 2024 (LIX)

- ▶ Named the Eagles' assistant special teams coordinator in 2021
- ▶ Aided a special teams unit that played an important role in Philadelphia capturing **Super Bowl LIX** in 2024 ... **Jake Elliott** posted the most kicking points (16) in Super Bowl history ... Elliott also set team postseason records in kicking points (43), made kicks (23) and MFGs (10) ... **Kelee Ringo** posted a career-high 8 special teams tackles as a gunner
- ▶ In 2023, assisted a unit that saw **Jake Elliott** establish a team record in FG percentage (93.8%), while **Braden Mann** set club marks in gross (49.8) and net (43.9) punting average
- ▶ Re-joined the Eagles in 2019 as the director of team development
- ▶ Served as the special teams coordinator/TEs coach (2017) and RBs coach (2018) at Alabama after working as the Eagles' director of personnel operations (2015-16) ... Also spent 2011-14 at Alabama
- ▶ Worked as the TEs coach/special teams coordinator at Miami (FL) from 2006-10 ... Tutored players such as **Greg Olsen** and **Jimmy Graham**
- ▶ Was the head coach at Murray State from 2000-05
- ▶ Coached under **Tommy Tuberville** at both Auburn (1999) and Mississippi (1995-98), working with the TEs and special teams ... Also had the same position with **Jim Wacker** at Minnesota (1992-94) ... Was the OL/TEs/special teams coach under Wacker at TCU (1990-91)




GREG AUSTIN

ASSISTANT OFFENSIVE LINE

NFL Experience: 6th Year (4th with Eagles)
College: Nebraska Hometown: Cypress, TX



- Re-joined the Eagles as the assistant offensive line coach in 2025 after previously coaching with the organization from 2013-15
- Spent two seasons on the Jacksonville Jaguars' coaching staff, serving as the club's assistant offensive line coach (2024) and offensive quality control coach (2023) ... In 2024, helped develop an offensive line that allowed the 7th-fewest sacks (32, tied) in the league
- At Nebraska, supported an offensive line that helped quarterback **Adrian Martinez** establish a program record in total offense (10,792) while becoming the fourth player in Big Ten history to have 8,000-plus passing yards and 2,000-plus rushing yards in their career ... During the 2018 campaign, Nebraska's offensive line blocked for running back **Devine Ozigbo**, who earned All-Big Ten honors after rushing for 1,082 yards at 7.0 yards per carry (seventh in program history)
- Helped Central Florida's offensive line play a pivotal role in the Knights recording the most points per game (48.2) in the country in 2016
- Originally joined the Eagles as an assistant offensive line coach (2013-15) under the direction of **Jeff Stoutland** ... In his first season with Philadelphia in 2013, contributed to an offensive line that paved the way for **LeSean McCoy**, who led the NFL with 1,607 rushing yards
- Began his coaching career at Oregon, where he was an offensive graduate assistant (2011-12) and coaching intern (2010)



TYLER BROWN

SPECIAL TEAMS ASSISTANT

NFL Experience: 5th Year (5th with Eagles)
College: Rowan Hometown: Marlton, NJ



SUPER BOWL CHAMPION: 2024 (LIX)

- Named special teams assistant in 2023 after originally joining the club as a special teams quality control coach in 2021
- Contributed to a special teams unit that played an important role in Philadelphia capturing **Super Bowl LIX** in 2024 ... **Jake Elliott** posted the most kicking points (16) in Super Bowl history ... Elliott also set team postseason records in kicking points (43), made kicks (23) and MFGs (10) ... **Kelee Ringo** posted a career-high 8 special teams tackles
- Supported a special teams group that ranked 1st in the NFL in special teams DVOA (4.2%) and 5th in *Pro Football Focus* special teams grade (89.0) in 2023 ... **Jake Elliott** established a franchise record in FG percentage (93.8%) and **Braden Mann** set team marks in gross (49.8) and net (43.9) punting average
- In his first year with the Eagles, aided a special teams unit led by **Jake Elliott**, who registered a then-club-record 90.9% FG percentage
- Spent five seasons at Michigan as a special teams graduate assistant (2019-20) and special teams analyst (2016-18) under **Jim Harbaugh**
- Was a special teams consultant under **Matt Rhule** at Temple (2014-15)
- Mentored by his father, Randy, who is a special teams coach with the Ravens and previously worked with the Eagles from 2004-05
- Worked with top high school kickers while attending Rowan University



RONELL WILLIAMS

ASSISTANT LINEBACKERS/DEFENSIVE QC

NFL Experience: 7th Year (3rd with Eagles)
College: West Chester Hometown: Chester, PA



SUPER BOWL CHAMPION: 2024 (LIX)

- Enters his third season as Philadelphia's assistant linebackers coach ... Added the title and responsibilities of defensive quality control in 2025
- Supported a LB corps that played a key role in the Eagles' **Super Bowl LIX**-winning campaign that included the top-ranked total defense (278.4 ypg) during the regular season ... Philadelphia featured one of two linebacker duos in the NFL with 125-plus tackles apiece between **Zack Baun** (150) and **Nakobe Dean** (128)
- Helped navigate injuries throughout the 2023 season by developing a group of young DBs and mixing in veteran experience at the slot
- Prior to joining the Eagles' staff, spent five years working as a defensive quality control coach with Chicago (2019-22)
- In 2021, supported a Bears defense that led the NFL in sacks per pass attempt (10.3%) and totaled the 4th-most sacks (48) overall, including a franchise-record 18.5 sacks by **Robert Quinn** ... Chicago finished 3rd in passing defense (191.6 ypg) and 6th in total defense (316.7 ypg)
- Before his time with the Bears, spent the 2017-18 seasons as a graduate assistant/defensive analyst at Temple ... Also served as the LBs coach at Widener during the 2016 campaign
- A native of Chester, PA, who played collegiately at West Chester as a LB, where he led the team in tackles from 2011-13



TYLER YELK

DEFENSIVE ASSISTANT

NFL Experience: 3rd Year (3rd with Eagles)
College: Minnesota-Duluth Hometown: Arlington, WI



SUPER BOWL CHAMPION: 2024 (LIX)

- Named defensive assistant during the 2025 offseason after originally serving as head coach QC (2024) and assistant to the head coach (2023) ... Spent 14 seasons working in the collegiate ranks
- In 2024, supported a coaching staff that led the Eagles to an NFL-record-tying 18 regular-season and postseason wins en route to defeating the Kansas City Chiefs, 40-22, in **Super Bowl LIX**
- Supported a staff that helped guide the team to an 11-6 record and playoff appearance during his first season in Philadelphia in 2023
- In 2022, coached the safeties at Idaho and assisted a defense that led the conference and ranked T-5th overall in the FCS in INTs (16)
- Coached the safeties and nickels at Temple from 2019-21
- Worked with the safeties at Northern Illinois in 2018 ... Helped the Huskies rank 1st in the conference in both scoring and total defense
- From 2016-17, served as the co-defensive coordinator and safeties coach at South Dakota ... Also worked at Western Illinois as the DBs/special teams coach (2013-14) and co-defensive coordinator (2015)
- Began his coaching career at his alma mater, Minnesota-Duluth, in 2009 ... In 2010, when Minnesota-Duluth claimed the NCAA Division II title, he became the first Bulldog to win a national championship as both a player and coach



ERIC DICKERSON

OFFENSIVE QUALITY CONTROL

NFL Experience: 5th Year (5th with Eagles)

College: South Carolina State Hometown: Goose Creek, SC



SUPER BOWL CHAMPION: 2024 (LIX)

- ▶ Named an offensive quality control coach in 2022 after working as a defensive assistant in 2021 ... First joined the Eagles' staff through the NFL's Bill Walsh Diversity Coaching Fellowship Program
- ▶ Contributed to an offense that helped the Eagles win **Super Bowl LIX** in 2024 ... The Eagles ranked 2nd in rushing offense (187.6 ypg), 6th in offensive points per game (26.7) and 8th in total offense (367.2 ypg)
- ▶ Supported an offense that set an Eagles record in third-down percentage (48.0%, 3rd in NFL) for the second consecutive year in 2023
- ▶ Aided an Eagles coaching staff that helped the team advance to Super Bowl LVII in 2022 ... Assisted a record-breaking offense that set club marks in points (477), scrimmage TDs (57), rushing TDs (32), third-down conversion rate (45.9%) and red zone TD efficiency (67.8%)
- ▶ During the 2021 season, contributed to an Eagles defensive unit that allowed the 5th-fewest explosive plays (117) in the NFL, while ranking 10th in opponent yards per game (328.8) ... Philadelphia also tied for the 2nd-most defensive TDs (5) in the league
- ▶ Before the Eagles, spent three years at Duke as a football analyst from 2018-20, working on special teams and with the WRs/TEs on offense
- ▶ Started his coaching career working with the TEs and FBs at his alma mater, South Carolina State, during the 2017 campaign



TYLER SCUDDER

DEFENSIVE QUALITY CONTROL

NFL Experience: 5th Year (5th with Eagles)

College: West Virginia Hometown: Gettysburg, PA



SUPER BOWL CHAMPION: 2024 (LIX)

- ▶ Enters his second season as a defensive quality control coach and his fifth overall campaign with the organization
- ▶ Assisted a **Super Bowl LIX**-winning defense that paced the league in total defense (278.4 ypg), passing defense (174.2 ypg), defensive points allowed per game (16.9), opponent three-and-out percentage (39.0%) and FFs (18, tied) while ranking 3rd in third-down defense (35.5%), 5th in red zone defense (50.0%, tied) and 6th in takeaways (25, tied)
- ▶ Served as an assistant LBs coach in 2023 ... Helped coach **Nicholas Morrow** to 93 tackles with career highs in TFLs (12) and sacks (3.0)
- ▶ In 2022, supported Philadelphia's defense en route to Super Bowl LVII ... The Eagles posted the 3rd-most sacks (70) in NFL history while also ranking 1st in passing defense (179.8 ypg), 2nd in total defense (301.5 ypg), 3rd in opponent passer rating (81.6) and 4th in takeaways (27)
- ▶ Prior to Philadelphia, enjoyed a three-year stint as a senior defensive quality control coach at Iowa State (2018-20) ... With the Cyclones, helped Iowa State reach Top 3 Big 12 rankings in scoring defense in 2018 (22.9 ppg, 1st), 2019 (25.9 ppg, 3rd) and 2020 (21.4 ppg, 2nd)
- ▶ Spent four years at Duquesne as co-defensive coordinator/LBs coach (2015-17) and LBs coach (2014)
- ▶ Mentored the CBs/LBs at Indiana University of Pennsylvania (2010-12)



MONTGOMERY VANGORDER

OFFENSIVE QUALITY CONTROL

NFL Experience: 1st Year (1st with Eagles)

College: Notre Dame, Youngstown State Hometown: Buford, GA



- ▶ Joined the Eagles as an offensive quality control coach in 2025
- ▶ Spent six seasons as an offensive quality control coach at Georgia from 2019-24, including two years working primarily with the Bulldogs' quarterbacks (2023-24) ... Assisted two CFP National Championship-winning teams and helped Georgia record one of the most dominant runs in modern college football history
- ▶ In 2024, contributed to an offense that ranked 12th in the country in passing yards per game (281.0) and helped the Bulldogs win their second SEC Championship in three seasons while making a Sugar Bowl appearance ... Aided the development of **Carson Beck**, who produced a career-high 28 passing touchdowns with 3,485 yards
- ▶ Supported a Georgia offense that ranked 4th nationally in completion percentage (71.8 pct.), 5th in scoring (40.1 ppg) and total offense (496.5 ypg), and 11th in passing offense (305.3 ypg) in 2023
- ▶ Helped the Bulldogs register the 5th-most points per game (41.1) and total yards per game (501.2) in college football in 2022 while becoming the first team to win back-to-back national titles in program history
- ▶ Played quarterback at Notre Dame from 2014-17 before his final collegiate season at Youngstown State in 2018



COLE PETERSON

ASSISTANT TO THE HEAD COACH

NFL Experience: 1st Year (1st with Eagles)

College: Youngstown State Hometown: Columbus, OH



- ▶ Joined Philadelphia as assistant to the head coach in 2025
- ▶ Previously served as the executive director of football operations (2023-24) under head coach **Trent Dilfer** at UAB, where he helped lead the day-to-day operations of the program
- ▶ Named a finalist for the *FootballScoop* Football Operations Director of the Year Award in his first year with UAB in 2023
- ▶ Spent the 2022 campaign as the assistant director of football operations and assistant to head coach **Tom Allen** at Indiana ... Aided a Hoosiers staff that doubled the team's win total from the previous year
- ▶ Started his career as a 22-year-old director of football operations/player personnel director at Youngstown State in 2021, becoming the youngest individual to hold that title in college football
- ▶ Spent three years as a student worker with the Penguins' football program ... Also volunteered at Akron and Pittsburgh
- ▶ Son of **John Peterson**, who spent 33 years as a coach, with stops at Ohio State, Arizona, Pittsburgh and more





**DOM
DISANDRO**

SENIOR ADVISOR TO THE G.M./CHIEF SECURITY
OFFICER/GAMEDAY COACHING OPERATIONS

NFL Experience: 27th Year *(27th with Eagles)*



SUPER BOWL CHAMPION: 2017 (LII), 2024 (LIX)

- ▶ Enters his 27th year with the Eagles ... Added the title and responsibilities of gameday coaching operations during the 2024 offseason
- ▶ Oversees all safety and security matters for players, coaches, and executives ... Also directs security at the team’s training complex, is responsible for security measures related to team travel and logistics, and provides education on the NFL’s personal conduct policy
- ▶ Originally joined the organization in 1999



PLAYER BIOS



FRONT OFFICE & COACHING STAFF

PLAYER BIOS

ROSTER BREAKDOWN

2025 EAGLES STATISTICS

RECORD BOOK

NFL STATISTICS

OFF THE FIELD



JAVON BAKER (PS)

WIDE RECEIVER | 46



Height: 6-1 Weight: 202 DOB: Feb. 18, 2002 (Age 23)
NFL Experience: 2nd Year (1st with Eagles) Draft: D4b-24 (110 overall) by NE Acquired: FA-25
College: Central Florida Hometown (HS): Atlanta, GA (McEachern)

CAREER STATISTICS									
			RECEIVING					OFF SNAPS	
Year	Team	GP/S	Rec	Yds	Avg	Lg	TD	No	Pct
2024	New England	11/1	1	12	12.0	12	0	90	8%
2025	Philadelphia	0/0	0	0	---	--	0	0	0%
Totals		11/1	1	12	12.0	12	0	---	---
ADDITIONAL STATISTICS									
Kickoff Returns: 3-79 (2024 (3-79))									

CAREER HIGHS		
Receptions	1	1/5/25 vs. Buf.
Receiving Yards	12	1/5/25 vs. Buf.
Receiving Long	12	1/5/25 vs. Buf.
Receiving TDs	--	---

2025 GAME-BY-GAME STATISTICS (PHI)									
Date	Opp	GP/S	Rec	Yds	Avg	Lg	TD	Snap	Pct
Sep 4	Dal	W	---	EAGLES PRACTICE SQUAD					
Sep 14	at KC								
Sep 21	LAR								
Sep 28	at TB								
Oct 5	Den								
Oct 9	at NYG								
Oct 19	at Min								
Oct 26	NYG								
Nov 10	at GB								
Nov 16	Det								
Nov 23	at Dal								
Nov 28	Chi								
Dec 8	at LAC								
Dec 14	LV								
Dec 20	at Was								
Dec 28	at Buf								
TBD	Was								
Totals		0/0	0	0	---	--	0	0	0%

BIRDSEED

- Prepped at McEachern (GA) High School, where he was named the No. 14 player from the state of Georgia by Rivals.com, and ranked the No.45 wide reciever nationally by ESPN300 ... Participated in Nike’s “The Opening” Finals in Frisco, TX ... Named to the *Marietta Daily Journal’s* Dynamite Dozen as one of the top 12 players in the state of Georgia
- Majored in Integrated General Studies

CAREER HIGHLIGHTS

- Was selected in the 4th round (110th overall) by New England in the 2024 NFL Draft ... Saw action in 11 contests during his rookie season

2025 SEASON - EAGLES

-

2024 SEASON - PATRIOTS

- Played in 11 contests (one start) during his rookie season, seeing 90 offensive snaps and returning 3 kickoffs for 79 yards (26.3 avg.)

COLLEGE HIGHLIGHTS

- Played collegiately at Alabama (2020-21) and Central Florida (2022-23), where he saw action in 45 games, registered 117 receptions, and totalled 2051 yards with 13 TDs
- In 2023, caught 52 passes for 1,139 yards with 7 TDs ... Ranked 2nd in the nation in yards per catch with 21.9 ... Earned First Team All-Big 12 and *Phil Steele* Honorable Mention All-American honors

TRANSACTIONS

- **2024** - Drafted by NE in 4th round (110th overall) ... **8/27/25** - Waived by NE ... **9/5/25** - Signed by PHI to practice squad





SAQUON BARKLEY

RUNNING BACK | 26

(pronounced SAY-kwon)



Height: 6-0 Weight: 232 DOB: Feb. 9, 1997 (Age 28)
NFL Experience: 8th Year (2nd with Eagles) Draft: D1-18 (2nd overall) by NYG Acquired: FA-NYG-24
College: Penn State Hometown (HS): Coplay, PA (Whitehall)

SUPER BOWL CHAMPION: 2024 (LIX) NFL OPOY: 2024 ALL-PRO: 2024 PRO BOWL: 2018, 2022, 2024 NFL OROY: 2018 ALL-ROOKIE: 2018

CAREER STATISTICS															
			RUSHING					RECEIVING					OFF SNAPS		
Year	Team	GP/S	Att	Yds	Avg	Lg	TD	Rec	Yds	Avg	Lg	TD	TYS	No	Pct
2018	N.Y. Giants	16/16	261	1,307	5.0	78t	11	91	721	7.9	57t	4	2,028	852	83%
2019	N.Y. Giants	13/13	217	1,003	4.6	68t	6	52	438	8.4	65	2	1,441	728	68%
2020	N.Y. Giants	2/2	19	34	1.8	18	0	6	60	10.0	38	0	94	67	7%
2021	N.Y. Giants	13/13	162	593	3.7	41	2	41	263	6.4	54t	2	856	513	47%
2022	N.Y. Giants	16/16	295	1,312	4.4	68	10	57	338	5.9	41	0	1,650	856	75%
2023	N.Y. Giants	14/14	247	962	3.9	36	6	41	280	6.8	46	4	1,242	717	65%
2024	Philadelphia	16/16	345	2,005	5.8	72t	13	33	278	8.4	43	2	2,283	801	69%
2025	Philadelphia	1/1	18	60	3.3	16	1	4	24	6.0	8	0	84	50	79%
Totals		91/91	1,564	7,276	4.7	78t	49	325	2,402	7.4	65	14	9,678	---	---
PLAYOFFS															
2022	N.Y. Giants	2/2	18	114	6.3	39	2	7	77	11.0	24	0	191	99	80%
2024	Philadelphia	4/4	91	499	5.5	78t	5	13	75	5.8	22	0	574	219	82%
Totals		6/6	109	613	5.6	78t	7	20	152	7.6	24	0	765	---	---
ADDITIONAL STATISTICS															
Fumbles/Lost: 8/4 - 2019 (1/0), 2021 (2/1), 2022 (1/0), 2023 (2/2), 2024 (2/1)															

CAREER HIGHS		
Rush Attempts	36	10/29/23 vs. NYJ
Rushing Yards	255	11/24/24 at LAR
Rushing Long	78t	2x, last: 1/19/25 vs. LAR (Div.)
Rushing TDs	3	1/26/25 vs. Was. (CC)
Receptions	14	9/16/18 at Dal.
Receiving Yards	99	10/11/18 vs. Phi.
Receiving Long	65	11/4/19 vs. Dal.
Receiving TDs	2	2x, last: 11/19/23 at Was.
Scrimmage Yards	302	11/24/24 at LAR
Scrimmage TDs	3	3x, last: 1/26/25 vs. Was. (CC)



BIRDSEED

- ▶ Previously selected as the Giants’ Walter Payton NFL Man of the Year nominee in 2022 and 2023 ... The award is considered the NFL’s most prestigious honor and recognizes players who have demonstrated excellence on the field and a passion to impact the lives of others
- ▶ Created the Michael Ann and Saquon Barkley Hope Foundation ... The group’s mission is to support the goals and dreams of youth through scholarships, educational assistance and athletics guidance
- ▶ Established the Saquon Barkley Center of Excellence with St. Luke’s University Health Network in Whitehall, PA, to bring opportunities to underserved youth with a focus on physical activity and academics
- ▶ Comes from a family with a boxing history ... His father, Alibay, was an amateur boxer, while his great uncle, Iran Barkley, was a professional boxer and world champion in three different weight divisions

CAREER HIGHLIGHTS

- ▶ Named the **NFL Offensive Player of the Year** and was recognized as an NFL MVP finalist by the *Associated Press* in 2024 ... Rushed for a franchise-record 2,005 yards, becoming just the ninth member of the league’s 2,000+ yard rushing club (8th-most rushing yards in NFL history) ... Also earned first-team **All-Pro** and **Pro Bowl** honors and completed his historic season with a **Super Bowl LIX** victory ... Finished as the third rushing champion to win a Super Bowl in the same season, joining **Terrell Davis** (1998) and **Emmitt Smith** (1992, ’93, ’95)
- ▶ Established an NFL record with 2,504 rushing yards in the regular season and playoffs in 2024, breaking the previous mark set by **Terrell Davis** in 1998 (2,476) ... Also became the first player in history to pro-



2025 GAME-BY-GAME STATISTICS (PHI)																
				RUSHING					RECEIVING						OFF SNAPS	
Date	Opp		GP/S	Att	Yds	Avg	Lg	TD	Rec	Yds	Avg	Lg	TD	TYS	No	Pct
Sep 4	Dal	W	1/1	18	60	3.3	16	1	4	24	6.0	8	0	84	50	79%
Sep 14	at KC															
Sep 21	LAR															
Sep 28	at TB															
Oct 5	Den															
Oct 9	at NYG															
Oct 19	at Min															
Oct 26	NYG															
Nov 10	at GB															
Nov 16	Det															
Nov 23	at Dal															
Nov 28	Chi															
Dec 8	at LAC															
Dec 14	LV															
Dec 20	at Was															
Dec 28	at Buf															
TBD	Was															
Totals			1/1	18	60	3.3	16	1	4	24	6.0	8	0	84	50	79%

Hobbies: Hanging out with his family and playing golf (loves finding and exploring new courses) ... **If he could have a career outside of football:** TV personality talking about sports and life ... **Surprisingly good at:** Connect Four ... **Karaoke song of choice:** “Let Me Love You” by Mario ... **Favorite athletes to watch:** Shakur Stevenson and Gervonta Davis ... **Favorite TV show:** *Martin* ... **Favorite Music:** Rap



- ▶ duce seven 60+ yard rushing TDs in a season (including playoffs)
- ▶ Registered the most rushing yards (255) and scrimmage yards (302) in Eagles single-game history on 11/24/24 at L.A. Rams ... Set the team playoff record for rushing yards (205) on 1/19/25 vs. L.A. Rams
- ▶ Voted to his second **Pro Bowl** and was selected a finalist for AP NFL Comeback Player of the Year with the Giants following the 2022 campaign, when he rushed for 1,312 yards and 10 TDs on 295 carries
- ▶ Honored as the AP NFL Offensive Rookie of the Year and earned **Pro Bowl** and PFWA **All-Rookie** accolades after the 2018 season, when he produced Giants rookie records with 1,307 rushing yards (2nd in the NFL), 91 receptions and 15 total TDs (11 rushing, 4 receiving)

NOTES TO KNOW

- ▶ Ranks 2nd in the NFL with 92.3 rushing yards per game dating back to 2022 (min. 30 games), behind only Derrick Henry (94.0) ... Has registered the 2nd-most rushing yards (4,339) overall during that stretch, trailing only **Derrick Henry** (4,795)
- ▶ Is tied for 3rd among NFL RBs with 30 rushing TDs since 2022, behind **Derrick Henry** (43), **Josh Jacobs** (34) and **David Montgomery** (30) ... Also paces the league with 8 rushing TDs of 60+ yards since 2018

2025 SEASON - EAGLES

▶

2024 SEASON - EAGLES

- ▶ Recognized as the Associated Press **NFL Offensive Player of the Year** after leading the NFL with a franchise-record 2,005 rushing yards and tallying 13 rushing TDs on a league-high 345 attempts ... Became just the ninth all-time member of the 2,000+ yard rushing club (8th-most rushing yards in NFL history) ... Additionally honored as an AP NFL MVP finalist and collected first-team **All-Pro** and **Pro Bowl** accolades
- ▶ Finished his historic campaign with a **Super Bowl LIX** victory ... Became only the third rushing champion to win a Super Bowl in the same season, joining **Terrell Davis** (1998) and **Emmitt Smith** (1992, '93, '95)
- ▶ Produced the most combined rushing yards (2,504) in NFL history, including a team-record 499 rushing yards in the playoffs ... Broke the previous mark set by **Terrell Davis** in 1998 (2,476) ... Also notched the



MOST RUSHING YARDS		
Date	Opponent	Yds
11/24/24	at Los Angeles Rams (W, 37-20)	255
1/19/25	vs. Los Angeles Rams (W, 28-22) (Div.)	205
12/22/19	at Washington Commanders (W, 41-35)	189
10/20/24	at New York Giants (W, 28-3)	176
12/9/18	at Washington Commanders (W, 40-16)	170
12/29/24	vs. Dallas Cowboys (W, 41-7)	167
9/11/22	at Tennessee Titans (W, 21-20)	164
11/3/24	vs. Jacksonville Jaguars (W, 28-23)	159
11/13/22	vs. Houston Texans (W, 24-16)	152
12/22/24	at Washington Commanders (L, 33-36)	150

MOST SCRIMMAGE YARDS		
Date	Opponent	Yds
11/24/24	at Los Angeles Rams (W, 37-20)	302
12/22/19	at Washington Commanders (W, 41-35)	279
1/19/25	vs. Los Angeles Rams (W, 28-22) (Div.)	232
10/11/18	vs. Philadelphia Eagles (L, 13-34)	229
11/3/24	vs. Jacksonville Jaguars (W, 28-23)	199
11/14/24	vs. Washington Commanders (W, 26-18)	198
12/9/18	at Washington Commanders (W, 40-16)	197
9/11/22	at Tennessee Titans (W, 21-20)	194
10/20/24	at New York Giants (W, 28-3)	187
12/29/24	vs. Dallas Cowboys (W, 41-7)	169



- most 60+ yard rushing TDs (seven) in history (including playoffs)
- ▶ Rushed for a team-playoff-record 205 yards with 2 TDs (both for 60+ yards) in the 28-22 victory vs. L.A. Rams in the NFC Divisional Round (1/19/25) ... His 205 rushing yards broke a 74-year mark set by **Steve Van Buren** in the 1949 NFL Championship (196 yards on 12/18/49 vs. L.A. Rams) ... His 78-yard, game-sealing score in the snow was the longest rushing TD in the fourth quarter of a postseason game since **Charlie Garner** with Oakland vs. N.Y. Jets on 1/12/02 (80 yards)
 - ▶ Posted franchise records in rushing yards (255) and scrimmage yards (302) in the 37-20 win at L.A. Rams (11/24/24) ... Eclipsed prior team marks set by **LeSean McCoy** (217 rushing yards on 12/8/13 vs. Detroit) and **Duce Staley** (262 scrimmage yards on 9/3/00 vs. Dallas) ... Both were the 9th-highest totals in NFL history ... Became the first player to have multiple 70+ yard rushing TDs in a game since 2009
 - ▶ Voted **NFC Offensive Player of the Month** for November after leading the league in rushing yards (626) and rushing TDs (5) ... Set an Eagles record with four **NFC Offensive Player of the Week** awards

COLLEGE HIGHLIGHTS

- ▶ Played collegiately at Penn State (2015-17), finishing his time with 671 carries for 3,843 yards (5.7 avg.) and 43 TDs while catching 102 passes for 1,195 yards (11.7 avg.) with 8 TDs ... Amassed 5,538 total yards on 791 touches for averages of 7.0 yards per play and 145.7 yards per game ... Ended his career as the Nittany Lions’ all-time leader in all-purpose yards (5,538), total TDs (53) and rushing TDs (43) ... Additionally, his 318 points were the most ever by a Penn State non-kicker
- ▶ A two-time Big Ten Most Valuable Player (2016-17), Big Ten Offensive Player of the Year (2016-17), Big Ten Running Back of the Year (2016-17) and first-team All-Big Ten selection (2016-17) ... Received the Paul Hornung Award (nation’s most versatile player) and was a consensus All-America selection in 2017, when he rushed for 1,271 yards on 217 attempts (5.9 avg.) with 18 TDs, along with 2 kickoff return TDs

TRANSACTIONS

- ▶ **2018** - Drafted by NYG in 1st round (2nd overall) ... **9/22/20** - Placed on Reserve/Injured (knee) ... **4/28/21** - 5th-year option exercised by NYG ... **11/3/21** - Placed on Reserve/COVID-19 ... **11/5/21** - Activated from Reserve/COVID-19 ... **3/7/23** - Signed by NYG to franchise tag ... **3/13/24** - Agreed to terms with PHI on 3-year contract ... **3/4/25** - Agreed to terms with PHI on 2-year contract extension



ZACK BAUN
LINEBACKER | 53



Height: 6-3 Weight: 225 DOB: Dec. 30, 1996 (Age 28)
NFL Experience: 6th Year (2nd with Eagles) Draft: D3-20 (74th overall) by NO Acquired: FA-NO-24
College: Wisconsin Hometown (HS): West Bend, WI (Brown Deer)

SUPER BOWL CHAMPION: 2024 (LIX) ALL-PRO: 2024 PRO BOWL: 2024

CAREER STATISTICS																		
			TACKLES				PASS RUSH			INTERCEPTIONS					FUMBLES		DEF SNAPS	
Year	Team	GP/S	Total	Solo	Asst	TFL	Sacks	QBH	QBP	Int	Yds	Lg	TD	PD	FF	FR	No	Pct
2020	New Orleans	15/3	8	3	5	1	0.0	0	1	0	0	--	0	0	0	0	82	8%
2021	New Orleans	17/4	22	16	6	0	0.0	2	2	0	0	--	0	0	0	0	194	17%
2022	New Orleans	13/1	8	6	2	1	0.0	2	1	0	0	--	0	0	0	0	83	7%
2023	New Orleans	17/6	27	18	9	4	2.0	4	16	1	10	10	0	2	0	0	301	27%
2024	Philadelphia	16/16	150	92	58	11	3.5	5	14	1	0	0	0	4	5	1	939	90%
2025	Philadelphia	1/1	9	6	3	0	0.0	0	1	0	0	--	0	0	0	0	61	100%
Totals		79/31	224	141	83	17	5.5	13	35	2	10	10	0	6	5	1	---	---
PLAYOFFS																		
2020	New Orleans	2/0	2	1	1	0	0.0	0	0	0	0	--	0	0	0	0	20	16%
2024	Philadelphia	4/4	32	19	13	2	0.0	1	2	2	16	16	0	3	1	2	266	98%
Totals		6/4	34	20	14	2	0.0	1	2	2	16	16	0	3	1	2	---	---
ADDITIONAL STATISTICS																		
Special Teams Tackles: 18 - 2020 (4) 2021 (6), 2022 (5), 2023 (2), 2024 (1) Postseason Special Teams Tackles: 1 - 2024 (1)																		

CAREER HIGHS		
Tackles	15	9/6/24 vs. GB
Sacks	2.0	9/6/24 vs. GB
INTs	1	4x, last: 2/9/25 vs. KC (SB)
PDs	2	11/3/24 vs. Jax.
FFs	2	11/10/24 at Dal.
FRs	1	3x, last: 1/26/25 vs. Was. (CC)



BIRDSEED

- Originally signed with the Eagles on a 1-year contract during the 2024 offseason after spending the previous four years as a situational pass rusher and special teams contributor with New Orleans (2020-23) ... Moved to off-ball LB for the first time in his career upon joining the defense ... Earned the starting job out of training camp and became a 2024 Associated Press NFL Defensive Player of the Year finalist
- Played QB and OLB at Brown Deer (WI) High School ... Threw for 3,061 yards and ran for 3,923 yards while recording 94 total TDs (67 rushing, 27 passing) ... Selected a first-team all-state QB ... Also rated as the No. 2 OLB, No. 4 athlete and No. 23 QB in Wisconsin as a senior
- Has represented the Special Olympics through the NFL's My Cause My Cleats initiative ... The Special Olympics offers sports and health programs to athletes with intellectual disabilities around the world

CAREER HIGHLIGHTS

- Named an AP NFL Defensive Player of the Year finalist while earning first-team All-Pro and Pro Bowl recognition for the first time in his career during Philadelphia's Super Bowl LIX-winning campaign in 2024 ... Recorded career highs with 150 tackles (2nd-most by an Eagle since 1994), 11 TFLs, 5 FFs (T-2nd in NFL), 4 PDs, 3.5 sacks, 1 INT and 1 FR during the regular season ... According to Pro Football Focus, finished with the highest defensive grade (90.1) among NFL LBs
- Produced 32 tackles with 2 INTs, 2 FRs and 1 FF during the 2024 postseason ... Became just the second NFL LB since 1991 to register takeaways in each of their first four career playoffs starts, joining Devin White in 2020 ... Picked off Chiefs QB Patrick Mahomes at the KC 14 with 1:49 remaining in the second quarter to set up an Eagles TD that made it a 24-0 score before halftime during Super Bowl LIX



2025 GAME-BY-GAME STATISTICS (PHI)												
Date	Opp		GP/S	Tot	Solo	Sk	Int	PD	FF	FR	Snap	Pct
Sep 4	Dal	W	1/1	9	6	0.0	0	1	0	0	61	100%
Sep 14	at KC											
Sep 21	LAR											
Sep 28	at TB											
Oct 5	Den											
Oct 9	at NYG											
Oct 19	at Min											
Oct 26	NYG											
Nov 10	at GB											
Nov 16	Det											
Nov 23	at Dal											
Nov 28	Chi											
Dec 8	at LAC											
Dec 14	LV											
Dec 20	at Was											
Dec 28	at Buf											
TBD	Was											
Totals			1/1	9	6	0.0	0	1	0	0	61	100%



Nicknames: ZB, Z-Beezy ... Hobbies: Spending time with family, traveling and recently began golfing ... Little known facts: Was in the orchestra for 8 years and can solve a Rubik’s Cube in less than a minute ... If he could play another sport: Would play PF for the Bucks since he’s from Wisconsin ... If he could have a career outside of sports: Would open a gym for underprivileged athletes ... Favorite TV show: *SpongeBob* ... Favorite music: Rap (J Cole)

2025 SEASON - EAGLES



2024 SEASON - EAGLES

- ▶ Collected first-team **All-Pro** and **Pro Bowl** accolades for the first time in his career and was recognized as an *AP* NFL Defensive Player of the Year finalist after turning in the highest *PFF* defensive grade (90.1) among NFL LBs ... Totaled 150 tackles, 11 TFLs, 5 FFs, 4 PDs, 3.5 sacks, 1 INT and 1 FR in the regular season ... His tackles were the 2nd-most by an Eagle since 1994, behind **T.J. Edwards** in 2022 (159) ... Also tied for the 2nd-most FFs in the league, trailing only **T.J. Watt** (6)
- ▶ Logged 32 tackles with 2 INTs, 2 FRs and 1 FF over four games during Philadelphia’s **Super Bowl LIX**-winning postseason run ... Became just the second NFL LB since 1991 to produce takeaways in each of their first four career playoff starts, joining **Devin White** in 2020
- ▶ Posted a team-high 7 tackles with 1 PD and 1 INT in the 40-22 win vs. Kansas City in **Super Bowl LIX** (2/9/25) ... Picked off Chiefs QB **Patrick Mahomes** at the KC 14 with 1:49 left during the second quarter to set up an Eagles TD that gave them a 24-0 lead before halftime
- ▶ Voted the **NFC Defensive Player of the Week** after tallying 8 tackles, 2 FFs and 1 FR in the 34-6 win at Dallas (11/10/24) ... Became the first player with 8+ tackles, 2+ FFs and 1+ FRs in a game since 2021
- ▶ Notched a career-high 15 tackles and career-high 2.0 sacks, including a game-clinching takedown, in the 34-29 win vs. Green Bay in Brazil (9/26/24) ... Became the sixth NFL player since 1994 to produce 15+ tackles and 2.0+ sacks in a game, joining **Bobby Wagner** (2023), **Devin White** (2021), **Roquan Smith** (2019) and **Patrick Willis** (2007)

COLLEGE HIGHLIGHTS

- ▶ Played collegiately at Wisconsin (2016-19) ... Totaled 154 tackles (99 solo), 30 TFLs, 15.0 sacks, 3 FFs and 2 INTs in 39 games (27 starts)
- ▶ As a junior in 2019, became the first consensus All-America LB in Badgers history ... Finished with 76 tackles (53 solo), 19.5 TFLs (2nd in Big Ten), 12.5 sacks (3rd in program history), 2 FFs and 1 INT-TD

TRANSACTIONS

- ▶ **2020** - Drafted by NO in 3rd round (74th overall) ... **12/17/22** - Placed on Reserve/Injured (ankle) ... **3/13/24** - Agreed to terms with PHI on 1-year contract ... **3/10/25** - Agreed to terms with PHI on 3-year contract



JAKORIAN BENNETT

CORNERBACK | 23



Height: 5-10 Weight: 200 DOB: Aug. 23, 2000 (Age 25)
NFL Experience: 3rd Year (1st with Eagles) Draft: D4a-23 (104th overall) by LV Acquired: T-LV-25
College: Maryland Hometown (HS): Mobile, AL (McGill-Toole)

CAREER STATISTICS																		
			TACKLES				PASS RUSH			INTERCEPTIONS					FUMBLES		DEF SNAPS	
Year	Team	GP/S	Total	Solo	Asst	TFL	Sacks	QBH	QBP	Int	Yds	Lg	TD	PD	FF	FR	No	Pct
2023	Las Vegas	14/4	32	24	8	0	0.0	0	0	0	0	--	0	3	0	0	360	32%
2024	Las Vegas	10/7	26	15	11	0	0.0	0	0	0	0	--	0	8	0	0	461	41%
2025	Philadelphia	1/0	3	3	0	0	0.0	0	0	0	0	--	0	0	0	0	7	11%
Totals		25/11	61	42	19	0	0.0	0	0	0	0	--	0	11	0	0	---	---

CAREER HIGHS		
Tackles	9	9/17/23 at Buf.
Sacks	--	--
INTs	--	--
PDs	2	9/15/24 at Bal.
FFs	--	--
FRs	--	--



BIRDSEED

- ▶ Attended McGill-Toole (AL) High School, where he was a two-sport athlete, lettering in track and football ... Earned All-State honors in track and won a state championship as a sophomore in 2018
- ▶ Credits his high school coach, Caleb Ross, who called him when he considered quitting football because of his size and encouraged him to stay in the game ... After the phone call, Bennett stuck with football and a growth spurt combined with roster changes to led him to an opportunity ... In his first ever varsity start, he recorded 3 INTs and an INT-TD
- ▶ Majored in Family Science at Maryland

CAREER HIGHLIGHTS

- ▶ Originally selected by Las Vegas in the 4th round (104th overall) of the 2023 NFL Draft ... Spent two seasons with the Raiders, appearing in 24 games (11 starts) and logging 58 tackles (39 solo) and 11 PDs in 821 defensive snaps

2025 SEASON - EAGLES

- ▶

2024 SEASON - RAIDERS

- ▶ Saw action in 10 contests (seven starts), registering 26 tackles (15 solo) and 8 PDs in 461 defensive snaps before being placed on Reserve/Injured for the remainder of the season

COLLEGE HIGHLIGHTS

- ▶ Began his career at Hutchinson Community College (2018-19), where he appeared in 15 contests, tallying 25 tackles, 3 TFLs and 3 INTs before concluding his career at Maryland (2020-22) ... Played in 28 games for the Terrapins, recording 69 tackles (55 solo), 31 PDs, 5 INTs, 4.5 TFLs ... As a senior in 2022, earned Big Ten Honorable Mention honors after posting the fifth-most passes defended (13) in the conference and posting 2 INTs ... Was named Duke's Mayo Bowl MVP in 2022 after securing interception to seal the Maryland win against NC State

TRANSACTIONS

- ▶ **2023** - Drafted by LV in the 4th round (104th overall) ... **11/28/24** - Placed on Reserve/Injured (shoulder) ... **8/4/25** - Acquired by PHI from LV in exchange for **Thomas Booker**



2025 GAME-BY-GAME STATISTICS (PHI)												
Date	Opp		GP/S	Tot	Solo	Sk	Int	PD	FF	FR	Snap	Pct
Sep 4	Dal	W	1/0	3	3	0.0	0	0	0	0	7	11%
Sep 14	at KC											
Sep 21	LAR											
Sep 28	at TB											
Oct 5	Den											
Oct 9	at NYG											
Oct 19	at Min											
Oct 26	NYG											
Nov 10	at GB											
Nov 16	Det											
Nov 23	at Dal											
Nov 28	Chi											
Dec 8	at LAC											
Dec 14	LV											
Dec 20	at Was											
Dec 28	at Buf											
TBD	Was											
Totals			1/0	3	3	0.0	0	0	0	0	7	11%





REED BLANKENSHIP

SAFETY | 32



Height: 6-1 Weight: 203 DOB: March 2, 1999 (Age 26)
NFL Experience: 4th Year (4th with Eagles) Draft: UDFA-22 by PHI
College: Middle Tennessee State Hometown (HS): Lester, AL (West Limestone)

SUPER BOWL CHAMPION: 2024 (LIX)

CAREER STATISTICS																		
			TACKLES				PASS RUSH			INTERCEPTIONS					FUMBLES		DEF SNAPS	
Year	Team	GP/S	Total	Solo	Asst	TFL	Sacks	QBH	QBP	Int	Yds	Lg	TD	PD	FF	FR	No	Pct
2022	Philadelphia	10/4	32	19	13	0	0.0	0	0	1	4	4	0	2	0	0	291	26%
2023	Philadelphia	15/15	108	75	33	2	0.0	1	2	3	17	17	0	11	0	1	943	81%
2024	Philadelphia	15/15	78	52	26	0	0.0	0	0	4	29	28	0	6	0	1	821	78%
2025	Philadelphia	1/1	3	3	0	0	0.0	0	0	0	0	--	0	0	0	0	61	100%
Totals		41/35	221	149	72	2	0.0	1	2	8	50	28	0	19	0	2	---	---
PLAYOFFS																		
2022	Philadelphia	3/1	9	3	6	1	0.0	0	0	0	0	--	0	1	1	1	56	37%
2023	Philadelphia	0/0	0	0	0	0	0.0	0	0	0	0	--	0	0	0	0	0	0%
2024	Philadelphia	4/4	27	18	9	0	0.0	0	0	0	0	--	0	0	1	1	264	99%
Totals		7/5	36	21	15	1	0.0	0	0	0	0	--	0	1	2	2	---	---
ADDITIONAL STATISTICS																		
Special Teams Tackles: 6 - 2022 (1), 2023 (5) Postseason Special Teams Tackles: 2 - 2022 (2)																		

CAREER HIGHS		
Tackles	11	3x, last: 1/12/25 vs. GB (WC)
Sacks	--	---
INTs	1	8x, last: 12/22/24 at Was.
PDs	3	10/1/23 vs. Was.
FFs	1	2x, last: 1/12/25 vs. GB (WC)
FRs	1	3x, last: 1/26/25 vs. Was. (CC)

- BIRDSEED**
- Created the *Exciting Mics* podcast with **Cooper DeJean** in 2025
 - Has represented Ronald McDonald House Charities through the NFL's *My Cause My Cleats* campaign ... RMHC is a family and children's charity dedicated to supporting families with sick children in times of need
 - Hosts a youth football camp at West Limestone (AL) High School
 - Is from Athens, AL, which also is the hometown of **Philip Rivers** ... Attended school in Lester, AL, whose population is roughly 130



- CAREER HIGHLIGHTS**
- A member of the Eagles' **Super Bowl LIX**-winning defense in 2024 ... Finished with a career-high 4 INTs during the regular season
 - Contributed to Philadelphia's Super Bowl LVIII roster in 2022 ... One of just three UDFAs to make the team out of training camp
- 2025 SEASON - EAGLES**
-
- 2024 SEASON - EAGLES**
- Tied for the 6th-most INTs (career-high 4) among NFL safeties and recorded 78 tackles (52 solo) with 6 PDs and 1 FR in 15 regular-season starts ... Added 27 tackles (18 solo) with 1 FF and 1 FR in four postseason games during the Eagles' **Super Bowl LIX**-winning playoff run
 - Registered 5 tackles, 1 INT and 1 PD at Washington (12/22/25) ... Picked off Commanders QB **Jayden Daniels** late in the fourth quarter
 - Recorded 10 tackles (4 solo) and 1 INT in the 26-18 win over Washington (11/14/24) ... Intercepted Commanders QB **Jayden Daniels** with 4:58 remaining in the fourth quarter
 - Picked off Saints QB **Derek Carr** with :55 remaining in the fourth quarter to seal Philadelphia's 15-12 victory over New Orleans (9/22/24)



2025 GAME-BY-GAME STATISTICS (PHI)												
Date	Opp		GP/S	Tot	Solo	Sk	Int	PD	FF	FR	Snap	Pct
Sep 4	Dal	W	1/1	3	3	0.0	0	0	0	0	61	100%
Sep 14	at KC											
Sep 21	LAR											
Sep 28	at TB											
Oct 5	Den											
Oct 9	at NYG											
Oct 19	at Min											
Oct 26	NYG											
Nov 10	at GB											
Nov 16	Det											
Nov 23	at Dal											
Nov 28	Chi											
Dec 8	at LAC											
Dec 14	LV											
Dec 20	at Was											
Dec 28	at Buf											
TBD	Was											
Totals			1/1	3	3	0.0	0	0	0	0	61	100%

First job: “The only ‘job’ I ever had was working on a farm in high school. Pretty much everybody did in the area, hauling hay and doing that kind of stuff.” ... **Bucket list:** Travel to Bora Bora ... **Prized possession:** “I collected knives when I was younger. My granddad collected knives and he would let me take one from his collection every year for my birthday and add it to my collection. I still cherish that.” ... **Someone he would like to meet:** “Morgan Wallen. He’s my favorite country artist.” ... **Favorite athlete growing up:** “Minkah Fitzpatrick. I was a big Alabama fan growing up and seeing him fly around the field, I just wanted to be like him.” ... **Favorite movie:** *Step Brothers* ... **Favorite TV show:** *Peaky Blinders* ... **Favorite food:** “Pizza. Plain, pepperoni, with ranch dip. Ranch makes a world of difference.”



- ▶ Intercepted Packers QB **Jordan Love** with 6:15 remaining in the third quarter of a 34-29 win vs. Green Bay (9/6/24) ... The INT helped Philadelphia secure a lead they would not surrender

COLLEGE HIGHLIGHTS

- ▶ Played collegiately at Middle Tennessee State (2017-21), where he was a five-year starter and three-year captain ... Is the Blue Raiders’ all-time leader with 419 tackles (265 solo) ... Also registered 26.5 TFLs, 19 PDs, 9 INTs, 4 FRs, 3 FFs and 3.0 sacks in 55 career games (50 starts)
- ▶ Voted first-team All-Conference USA following the 2021 season, when he posted career highs with 110 tackles (75 solo), 10 TFLs and 8 PDs along with 3 FRs (1 TD), 2 FFs, 1 INT and 1.0 sack
- ▶ Totaled 58 tackles (40 solo), 3 PDs, 2 INTs, 1 FF and 1 FR en route to second-team All-C-USA honors in 2019 ... Recorded 2 blocked kicks (1 FG, 1 PAT), which tied for the most in the nation
- ▶ Garnered first-team All-C-USA accolades in 2018 after notching 107 tackles (69 solo), 8 TFLs, 7 PDs and 4 INTs (1 TD)

TRANSACTIONS

- ▶ **2022** - Signed by PHI as UDFA ... **4/1/24** - Agreed to terms with PHI on 1-year extension through 2025



A.J. BROWN

WIDE RECEIVER | 11



Height: 6-1 Weight: 226 DOB: June 30, 1997 (Age 28)
NFL Experience: 7th Year (4th with Eagles) Draft: D2-19 (51st overall) by TEN Acquired: T-Ten-22
College: Mississippi Hometown (HS): Starkville, MS (Starkville)

SUPER BOWL CHAMPION: 2024 (LIX) ALL-PRO: 2022, 2023, 2024 PRO BOWL: 2019, 2022, 2023 ALL-ROOKIE: 2019

CAREER STATISTICS									
			RECEIVING					OFF SNAPS	
Year	Team	GP/S	Rec	Yds	Avg	Lg	TD	No	Pct
2019	Tennessee	16/11	52	1,051	20.2	91t	8	678	69%
2020	Tennessee	14/12	70	1,075	15.4	73t	11	760	71%
2021	Tennessee	13/13	63	869	13.8	57t	5	604	51%
2022	Philadelphia	17/16	88	1,496	17.0	78t	11	1,004	85%
2023	Philadelphia	17/17	106	1,456	13.7	59t	7	1,019	89%
2024	Philadelphia	13/13	67	1,079	16.1	67t	7	766	66%
2025	Philadelphia	1/1	1	8	8.0	8	0	55	87%
Totals		91/83	447	7,034	15.7	91t	49	---	---
PLAYOFFS									
2019	Tennessee	3/3	5	64	12.8	37	0	164	90%
2020	Tennessee	1/1	6	83	13.8	28	1	45	90%
2021	Tennessee	1/1	5	142	28.4	41	1	46	87%
2022	Philadelphia	3/3	13	146	11.2	45t	1	179	82%
2023	Philadelphia	0/0	0	0	---	--	0	0	0%
2024	Philadelphia	4/4	12	163	13.6	31	2	245	91%
Totals		12/12	41	598	14.6	45t	5	---	---
ADDITIONAL STATISTICS									
Fumbles/Lost: 7/5 - 2019 (1/0), 2020 (2/1), 2022 (2/2), 2023 (2/2)									
Rushing: 5-70-1 - 2019 (3-60-1), 2021 (2-10) Postseason Rushing: 1-9 - 2019 (1-9)									
Kickoff Returns: 1-42-1 - 2020 (1-42-1)									

CAREER HIGHS		
Receptions	11	12/23/21 vs. SF
Receiving Yards	181	12/18/22 at Chi.
Receiving Long	91t	12/8/19 at Oak.
Receiving TDs	3	10/30/22 vs. Pit.



BIRDSEED

- ▶ Launched the A.J. Brown Foundation with a mission to forge a pathway for success that promotes resilience, confidence and a brighter future for youth ... The foundation developed a reading and literacy program and also supports scholarships for empowering deserving students in their pursuit of post-secondary educational opportunities
- ▶ Opened up about his battle with depression in a video he posted on social media during the 2021 season ... "I wanted to encourage others to seek help whenever they are down. I didn't take into consideration what depression really was. Us as men, our feelings aren't too much cared about. Get things off your chest. It's okay to talk to someone. You have to take care of your brain just like you take care of your body." ... Has engaged with students in different settings across the country to discuss his journey with purpose, discipline and mental health
- ▶ A standout high school baseball player who was selected by the San Diego Padres as an outfielder in the 19th round (564th overall) of the 2016 MLB Draft ... Participated in the Padres' extended spring training during the summers of 2016, 2017 and 2018 while in college

CAREER HIGHLIGHTS

- ▶ A three-time **Pro Bowl** honoree (2019, '22, '23), three-time *Associated Press All-Pro* (2022, '23, '24) and **Super Bowl LIX** Champion who has reached 1,000+ receiving yards in five of his first six NFL seasons
- ▶ Is the only Eagle to post multiple seasons with 1,400+ receiving yards, accomplishing the feat in back-to-back years (1,496 in 2022 and 1,456 in 2023) with each of the top two marks in franchise history
- ▶ Logged the most receptions (career-high 106) ever by a WR in Eagles history in 2023 ... Also set an NFL record with 125+ receiving yards in six consecutive games, eclipsing a mark that was previously shared by **Calvin Johnson** (2012) and **Pat Studstill** (1966) (five games)
- ▶ Broke a 38-year, single-season team record in receiving yards (1,496) during the 2022 campaign, surpassing **Mike Quick** in 1983 (1,409)
- ▶ Joined **DeVonta Smith** (1,196) in becoming the first Eagles combo to each produce 1,000+ receiving yards in the same year in 2022 ... The tandem then repeated the effort during the 2023 season
- ▶ Selected to the 2019 PFWA **All-Rookie** Team after becoming the third rookie in Titans history with 1,000+ receiving yards (1,051)

NOTES TO KNOW

- ▶ Leads the NFL in receiving average (15.4) since 2022 (min. 200 receptions) ... Also ranks 4th in receiving yards (4,039), behind **Tyreek Hill** (4,508), **Justin Jefferson** (4,416) and **CeeDee Lamb** (4,412)
- ▶ Has produced 1,000+ receiving yards in three consecutive seasons ... Is tied for the 3rd-most 100+ yard receiving performances (17) since 2022, trailing only **Justin Jefferson** (20) and **Tyreek Hill** (18)
- ▶ Ranks 1st in the NFL in 50+ yard catches (15) since his rookie year in 2019 ... His 10 receiving TDs of 50+ yards are also 3rd overall during that window, behind **Ja'Marr Chase** (13) and **Tyreek Hill** (11)

2025 SEASON - EAGLES

- ▶



2025 GAME-BY-GAME STATISTICS (PHI)										
Date	Opp		GP/S	Rec	Yds	Avg	Lg	TD	Snaps	Pct
Sep 4	Dal	W	1/1	1	8	8.0	8	0	55	87%
Sep 14	at KC									
Sep 21	LAR									
Sep 28	at TB									
Oct 5	Den									
Oct 9	at NYG									
Oct 19	at Min									
Oct 26	NYG									
Nov 10	at GB									
Nov 16	Det									
Nov 23	at Dal									
Nov 28	Chi									
Dec 8	at LAC									
Dec 14	LV									
Dec 20	at Was									
Dec 28	at Buf									
TBD	Was									
Totals			1/1	1	8	8.0	8	0	55	87%

Nicknames: Always Open, 1K, Mr. UPS, Swole Batman ... Places he'd like to visit: Paris and Greece ... If he could play another sport, what position/team: "I would want to play center field for the Padres. I was drafted by the Padres." ... Favorite athlete growing up: Julio Jones ... Favorite movie: *Bad Boys II* ... Favorite TV show: *Martin*



MOST RECEIVING YARDS		
Date	Opponent	Yds
12/18/22	at Chicago Bears (W, 25-20)	181
10/1/23	vs. Washington Commanders (W, 34-31)	175
10/30/22	vs. Pittsburgh Steelers (W, 35-13)	156
9/11/22	at Detroit Lions (W, 38-35)	155
10/31/21	at Indianapolis Colts (W, 34-31)	155
10/25/20	vs. Pittsburgh Steelers (L, 24-27)	153
12/8/19	at Oakland Raiders (W, 42-21)	153
1/3/21	at Houston Texans (W, 41-38)	151
12/23/21	vs. San Francisco 49ers (W, 20-17)	145
1/22/22	vs. Cincinnati Bengals (L, 16-19) (Div.)	142

MULTI-TOUCHDOWN GAMES		
Date	Opponent	TD
10/30/22	vs. Pittsburgh Steelers (W, 35-13)	3
10/29/23	at Washington Commanders (W, 38-31)	2
10/1/23	vs. Washington Commanders (W, 34-31)	2
12/4/22	vs. Tennessee Titans (W, 35-10)	2
10/18/20	vs. Houston Texans (W, 42-36)	2
12/8/19	at Oakland Raiders (W, 42-21)	2
9/29/19	at Atlanta Falcons (W, 24-10)	2

2024 SEASON - EAGLES

- ▶ Voted second-team **All-Pro** by the *Associated Press* after leading all NFL WRs with a 91.1 *PFF* offensive grade (min. 600 snaps) ... Paced the offense with 1,079 yards on 67 receptions with 7 TDs in the regular season ... Ranked 1st in the league in receiving average (16.1) (min. 60 catches) as well as 3rd in receiving yards per game (83.0), behind **Ja'Marr Chase** (100.5) and **Justin Jefferson** (90.2) (min. 13 games)
- ▶ Despite missing four games due to injury, finished tied for the most 100+ yard receiving performances (five) in the NFL ... Registered 100+ yards in Week 1 vs. Green Bay (season-high 119 with 1 TD), Week 6 vs. Cleveland (116 with 1 TD), Week 10 at Dallas (109), Week 12 at L.A. Rams (109 with 1 TD) and Week 15 vs. Pittsburgh (110 with 1 TD)
- ▶ Hauled in 3 passes for 43 yards and 1 TD in the 40-22 win vs. Kansas City in **Super Bowl LIX** (2/9/25) ... Is the only Eagle to record receiving TDs in multiple Super Bowls (also Super Bowl LVII in 2022)
- ▶ Totaled the 3rd-most receiving yards (924) in the league during Weeks 6-17, trailing only **Ja'Marr Chase** (1,119) and **Justin Jefferson** (1,029)

COLLEGE HIGHLIGHTS

- ▶ Played collegiately at Ole Miss, where he left as the program's all-time leading receiver with 2,984 yards ... Also finished his Rebels career 3rd in school history in receptions (189) and 5th in receiving TDs (19)
- ▶ Earned All-America and first-team All-SEC honors as a junior in 2018, when he set single-season school records in yards (1,320) and receptions (85) and combined for 6 TDs ... Led the conference and ranked in the top 10 nationally in yards per game (110.0) and catches
- ▶ Received All-America and All-SEC recognition as a sophomore in 2017 after tying Ole Miss' single-season record for TDs (11)

**TRANSACTIONS**

- ▶ **2019** - Drafted by TEN in 2nd round (51st overall) ... **11/27/21** - Placed on Reserve/Injured (chest) ... **12/23/21** - Activated from Reserve/Injured (chest) ... **4/28/22** - Acquired by PHI from TEN in exchange for 2022 1st-round draft choice and 2022 3rd-round draft choice ... Re-signed by PHI to 4-year extension ... **4/25/24** - Re-signed by PHI to 3-year extension



SYDNEY BROWN

SAFETY | 21



Height: 5-10 Weight: 211 DOB: March 21, 2000 (Age 25)
NFL Experience: 3rd Year (3rd with Eagles) Draft: D3b-23 (66th overall) by PHI
College: Illinois Hometown (HS): London, Ontario, Canada (Saint Stephen's - Bradenton, FL)

SUPER BOWL CHAMPION: 2024 (LIX)

CAREER STATISTICS																		
			TACKLES				PASS RUSH			INTERCEPTIONS					FUMBLES		DEF SNAPS	
Year	Team	GP/S	Total	Solo	Asst	TFL	Sacks	QBH	QBP	Int	Yds	Lg	TD	PD	FF	FR	No	Pct
2023	Philadelphia	14/6	38	26	12	1	0.0	0	0	1	99	99t	1	3	1	0	335	29%
2024	Philadelphia	11/0	2	1	1	0	0.0	0	0	1	21	21	0	2	1	0	79	8%
2025	Philadelphia	1/0	0	0	0	0.0	0.0	0	0	0	0	--	0	0	0	0	14	23%
Totals		26/6	40	27	13	1	0.0	0	0	2	120	99t	1	5	2	0	---	---
PLAYOFFS																		
2023	Philadelphia	0/0	0	0	0	0	0.0	0	0	0	0	--	0	0	0	0	0	0%
2024	Philadelphia	4/0	0	0	0	0	0.0	0	0	0	0	--	0	0	0	0	6	2%
Totals		4/0	0	0	0	0	0.0	0	0	0	0	--	0	0	0	0	---	---
ADDITIONAL STATISTICS																		
Special Teams Tackles: 14 - 2023 (7), 2024 (5), 2025 (2) Postseason Special Teams Tackles: 3 - 2024 (3)																		

CAREER HIGHS		
Tackles	8	2x, last: 12/10/23 at Dal.
Sacks	--	---
INTs	1	2x, last: 1/5/25 vs. NYG
PDs	1	5x, last: 1/5/25 vs. NYG
FFs	1	2x, last: 11/3/24 vs. Jax.
FRs	--	---

Nicknames: Syd, S.B., Crazy Ivan ... Bucket list: Travel to Italy ... Desired talent: "Playing the guitar, singing, doing something instrumental." ... If he could have a career outside of sports: "Working in real estate. I feel like I just want to keep doing more and investing more." ... Biggest influence: His identical twin brother, Chase ... Favorite TV show: *Kenny vs. Spenny* ... Favorite movie: *The Dark Knight Rises*



BIRDSEED

- Sydney and his twin brother, Chase, overcame extreme poverty when they were younger by pursuing their football dreams together ... Estimated to have lived in 20 homes and shelters with their mother, Rachel, and younger sister, Mya, before turning 16 years old
- Realizing football would be the outlet that would lift them out of their circumstances, Sydney and Chase moved from Canada to the United States without their mother and sister after connecting with recruiters who identified Saint Stephen's Episcopal School (Bradenton, FL) as a destination for them to play football ... In a leap of faith for her sons, Rachel drove them 20 hours to Florida to live with their host family, Phil and Karen Yates, who were empty nesters ... The Yates family helped tutor the twins off the field while Sydney and Chase led Saint Stephen's to back-to-back state championship appearances
- Sydney and Chase, who were teammates at Illinois for five seasons (2018-22), became the sixth set of twins to be taken in the same draft over the past 40 years ... Also became the first twins selected during the first five rounds since **Ronde Barber** and **Tiki Barber** in 1997 ... Chase was chosen in the 5th round (163rd overall) by Cincinnati

CAREER HIGHLIGHTS

- A member of Philadelphia's **Super Bowl LIX**-winning team in 2024

2025 SEASON - EAGLES

▶

2024 SEASON - EAGLES

- Saw action in 11 games after returning from an injury suffered in the previous season ... Registered 5 special teams tackles, 2 PDs, 1 INT and 1 FF ... Also added 3 postseason special teams tackles during Philadelphia's **Super Bowl LIX**-winning playoff run
- Intercepted Giants QB **Drew Lock** with :36 seconds remaining in the fourth quarter to seal the Eagles 20-13 victory vs. New York (1/5/25)



2025 GAME-BY-GAME STATISTICS (PHI)												
Date	Opp		GP/S	Tot	Solo	Sk	Int	PD	FF	FR	Snap	Pct
Sep 4	Dal	W	1/0	0	0	0.0	0	0	0	0	14	23%
Sep 14	at KC											
Sep 21	LAR											
Sep 28	at TB											
Oct 5	Den											
Oct 9	at NYG											
Oct 19	at Min											
Oct 26	NYG											
Nov 10	at GB											
Nov 16	Det											
Nov 23	at Dal											
Nov 28	Chi											
Dec 8	at LAC											
Dec 14	LV											
Dec 20	at Was											
Dec 28	at Buf											
TBD	Was											
Totals			1/0	0	0	0.0	0	0	0	0	14	23%



- Forced a fumble by Jaguars WR **Austin Trammell** in the 28-23 win vs. Jacksonville (11/3/24) ... The fumble (recovered by **Kelee Ringo**) led to a 20-yard **Saquon Barkley** TD to give the Eagles a 7-0 lead

COLLEGE HIGHLIGHTS

- Played collegiately at Illinois (2018-22), where he was a team captain, three-time All-Big Ten selection and 2022 All-America honoree ... Finished his career with 319 tackles (186 solo), including 10 TFLs, 26 PDs, 10 INTs, 4 FFs, 1 FR and 3 defensive TDs in 51 games (50 starts)
- As a senior in 2022, posted 59 tackles (40 solo) while adding career highs with 13 PDs, 6 INTs, 3.5 TFLs and 2 defensive TDs en route to All-America and first-team All-Big Ten recognition ... His 6 INTs ranked 3rd nationally ... Named Big Ten Defensive Player of the Week after becoming the first player to total 2 INTs, 1 INT-TD and 1 FR-TD in the same game in over 10 years at Northwestern (11/26/22)

TRANSACTIONS

- **2023** - Drafted by PHI in 3rd round (66th overall) ... **8/27/24** - Placed on Reserve/Physically Unable to Perform (knee) ... **10/19/24** - Activated from Reserve/Physically Unable to Perform (knee)



GRANT CALCATERRA

TIGHT END | 81



Height: 6-4 Weight: 240 DOB: Dec. 4, 1998 (Age 26)
NFL Experience: 4th Year (4th with Eagles) Draft: D6b-22 (198th overall) by PHI
College: Southern Methodist Hometown (HS): Rancho Santa Margarita, CA (Santa Margarita Catholic)

SUPER BOWL CHAMPION: 2024 (LIX)

CAREER STATISTICS									
			RECEIVING					OFF SNAPS	
Year	Team	GP/S	Rec	Yds	Avg	Lg	TD	No	Pct
2022	Philadelphia	15/2	5	81	16.2	40	0	227	19%
2023	Philadelphia	15/1	4	39	9.8	12	0	118	10%
2024	Philadelphia	17/13	24	298	12.4	34	1	766	66%
2025	Philadelphia	1/0	0	0	---	--	0	37	59%
Totals		48/16	33	418	12.7	40	1	---	---
PLAYOFFS									
2022	Philadelphia	3/0	0	0	---	--	0	23	11%
2023	Philadelphia	1/0	0	0	---	--	0	1	2%
2024	Philadelphia	4/1	1	4	4.0	4	0	117	44%
Totals		8/1	1	4	4.0	4	0	---	---
ADDITIONAL STATISTICS									
Special Teams Tackles: 4 - 2023 (2), 2024 (2)									

CAREER HIGHS		
Receptions	5	11/3/24 vs. Jax.
Receiving Yards	67	10/13/24 vs. Cle.
Receiving Long	40	9/25/22 at Was.
Receiving TDs	1	12/8/24 vs. Car.



BIRDSEED

- ▶ Briefly retired from football following the 2019 season after sustaining multiple concussions ... During his time away from the game, pursued a career as a firefighter while also working in construction ... Attended EMT classes as well as fire technology school and was then hired as an EMT ... However, one day before he was set to begin, he decided to return to football after receiving favorable feedback from doctors
- ▶ Has supported the National Fallen Firefighters Foundation through the NFL’s *My Cause My Cleats* initiative ... The National Fallen Firefighters Foundation honors fallen fire heroes by providing support for families and friends while working to reduce firefighter death and injury
- ▶ Played with **Jalen Hurts** at Oklahoma during the 2019 season
- ▶ Is a triplet ... Has a twin brother, Andrew, and sister, Claire, who played soccer at Kansas State ... Also has an older brother, Nick
- ▶ Participated in football, basketball, volleyball and lacrosse during his time at Santa Margarita Catholic (CA) High School

CAREER HIGHLIGHTS

- ▶ A member of Philadelphia’s **Super Bowl LIX**-winning roster in 2024 ... Also contributed to the Eagles’ Super Bowl LVII berth in 2022

2025 SEASON - EAGLES



2024 SEASON - EAGLES

- ▶ Stepped into an increased role and produced 24 receptions for 298 yards and 1 TD in a career-high 766 offensive snaps across 17 games (13 starts), helping Philadelphia capture a **Super Bowl LIX** victory
- ▶ Caught a 4-yard TD for his first career score in the 22-16 win vs. Carolina (12/8/24) ... Totaled a career-high 5 catches for 30 yards in the 28-23 victory vs. Jacksonville (11/3/24) ... Had a career-high 67 yards on 4 receptions in the 20-16 win vs. Cleveland (10/13/24), including a 34-yard catch that set up the Eagles’ first TD of the game

COLLEGE HIGHLIGHTS

- ▶ Played collegiately at Southern Methodist (2021) and Oklahoma (2017-19) ... Totaled 1,102 yards and 13 TDs on 79 catches (13.9 avg.)
- ▶ Earned second-team All-AAC honors after posting career highs in receiving yards (465) and receptions (38) at SMU in 2021
- ▶ Received first-team All-Big 12 accolades as a sophomore at Oklahoma after registering 26 catches for 396 yards and a career-high 6 TDs ... Produced 162 yards and 3 TDs on 10 receptions during his freshman campaign, collecting All-Big 12 honorable mention

TRANSACTIONS

- ▶ **2022** - Drafted by PHI in 6th round (198th overall)



2025 GAME-BY-GAME STATISTICS (PHI)										
Date	Opp		GP/S	Rec	Yds	Avg	Lg	TD	Snaps	Pct
Sep 4	Dal	W	1/0	0	0	---	--	0	37	59%
Sep 14	at KC									
Sep 21	LAR									
Sep 28	at TB									
Oct 5	Den									
Oct 9	at NYG									
Oct 19	at Min									
Oct 26	NYG									
Nov 10	at GB									
Nov 16	Det									
Nov 23	at Dal									
Nov 28	Chi									
Dec 8	at LAC									
Dec 14	LV									
Dec 20	at Was									
Dec 28	at Buf									
TBD	Was									
Totals			1/0	0	0	---	--	0	37	59%



Nicknames: "My dad called me 'Boomer' when I was a kid and then in college it was 'Scrappy.'" ... Desired talent: "I wish I could play an instrument, something basic like piano. I mess around with the ukulele sometimes." ... Somewhere he would like to visit: "Alaska. I feel like it's untouched and I love the outdoors." ... Favorite movie: *Forrest Gump* ... Favorite TV show: *The Office* ... Favorite music band: "The Growlers. They're really unheard of, but they're from back in my hometown." ... Favorite food: Italian food



CHANCE CAMPBELL (PS)

LINEBACKER | 59



Height: 6-2 Weight: 232 DOB: Oct. 8, 1999 (Age 25)
NFL Experience: 4th Year (1st with Eagles) Draft: D6b-22 (219th overall) by TEN Acquired: FA-Ten-25
College: Mississippi Hometown (HS): Ellicott City, MD (Calvert Hall)

CAREER STATISTICS																		
			TACKLES				PASS RUSH			INTERCEPTIONS					FUMBLES		DEF SNAPS	
Year	Team	GP/S	Total	Solo	Asst	TFL	Sacks	QBH	QBP	Int	Yds	Lg	TD	PD	FF	FR	No	Pct
2023	Tennessee	4/0	2	1	1	0	0.0	0	0	0	0	--	0	0	0	0	5	1%
2025	Philadelphia	0/0	0	0	0	0	0.0	0	0	0	0	--	0	0	0	0	0	0%
Totals		4/0	2	1	1	0	0.0	0	0	0	0	--	0	0	0	0	---	---

CAREER HIGHS		
Tackles	2	9/24/23 at Cle.
Sacks	--	---
INTs	--	---
PDs	--	---
FFs	--	---
FRs	--	---



BIRDSEED

- ▶ Was a two-sport athlete at Calvert Hall (MD) High School, playing football and lacrosse ... Helped Calvert Hall win a MIAA conference title during his junior season

CAREER HIGHLIGHTS

- ▶ Originally selected by Tennessee in the 6th round (219th overall) of the 2022 NFL Draft ... Played in four contests with the Titans during the 2023 season and recorded 2 tackles

2025 SEASON - EAGLES

- ▶

2024 SEASON - TITANS

- ▶ Spent the entirety of the season on Reserve/Injured

COLLEGE HIGHLIGHTS

- ▶ Played collegiately at Maryland (2018-20) and Mississippi (2021), appearing in 38 contests ... Registered 216 tackles (112 solo), 22.5 TFLs, 4 FRs, 4 FFs and 1 INT ... As a senior with Ole Miss in 2021, totaled 109 tackles (led team) and finished second on the Rebels with 12.5 TFLs while adding 6.0 sacks, 3 FFs and 3 FRs (3rd in SEC) ... Helped the team make an appearance in the Sugar Bowl

TRANSACTIONS

- ▶ **2022** - Drafted by TEN in 6th round (219th overall) ... **9/9/22** - Placed on Reserve/Injured (knee) ... **8/29/23** - Waived by TEN ... **8/30/23** - Signed by TEN to practice squad ... **9/22/23** - Signed by TEN to active roster from practice squad ... **10/28/23** - Waived by TEN ... **10/31/23** - Signed by TEN to practice squad ... **11/11/23** - Elevated from practice squad for Week 10 at Tampa Bay ... **11/15/23** - Placed on Reserve/Injured (undisclosed) ... **8/27/24** - Placed on Reserve/Injured (torn acl) ... **8/20/25** - Signed by PHI ... **8/26/25** - Waived by PHI ... **8/27/25** - Signed by PHI to practice squad



2025 GAME-BY-GAME STATISTICS (PHI)												
Date	Opp		GP/S	Tot	Solo	Sk	Int	PD	FF	FR	Snaps	Pct
Sep 4	Dal	W	---	EAGLES PRACTICE SQUAD								
Sep 14	at KC											
Sep 21	LAR											
Sep 28	at TB											
Oct 5	Den											
Oct 9	at NYG											
Oct 19	at Min											
Oct 26	NYG											
Nov 10	at GB											
Nov 16	Det											
Nov 23	at Dal											
Nov 28	Chi											
Dec 8	at LAC											
Dec 14	LV											
Dec 20	at Was											
Dec 28	at Buf											
TBD	Was											
Totals			0/0	0	0	0.0	0	0	0	0	0	0%





Jihaad Campbell

LINEBACKER | 30

(pronounced JUH-haad)

Height: 6-3 Weight: 235 DOB: Feb. 24, 2004 (Age 21)
NFL Experience: Rookie (1st with Eagles) Draft: D1-25 (31st overall) by PHI
College: Alabama Hometown (HS): Erial, NJ (IMG Academy - Bradenton, FL)



CAREER STATISTICS																		
			TACKLES				PASS RUSH			INTERCEPTIONS					FUMBLES		DEF SNAPS	
Year	Team	GP/S	Total	Solo	Asst	TFL	Sacks	QBH	QBP	Int	Yds	Lg	TD	PD	FF	FR	No	Pct
2025	Philadelphia	1/1	3	0	3	0	0.0	0	0	0	0	--	0	1	1	0	56	92%
Totals		1/1	3	0	3	0	0.0	0	0	0	0	--	0	1	1	0	---	---

CAREER HIGHS		
Tackles	3	9/4/25 vs. Dal.
Sacks	--	--
INTs	--	--
PDs	1	9/4/25 vs. Dal.
FFs	1	9/4/25 vs. Dal.
FRs	--	--

Nicknames: Haad, Megatron ... Hobbies: Hanging with family and playing basketball ... If he could play another sport: Would play basketball for OKC Thunder or soccer for Barcelona ... Career choice outside of sports: Entrepreneurship, owning businesses and networking ... If he could witness any sports moment: Watching a Muhammed Ali fight ... Favorite TV show: Night Agent ... Favorite movie: Without Remorse



BIRDSEED

- ▶ Grew up a lifelong Eagles fan and gained his fandom from his grandfather, Mark, who used to collect Eagles trading cards ... Jihaad said that his grandfather was so excited when he was drafted by the Eagles that he thought he was going to faint
- ▶ Was raised in Erial, NJ, about 20 minutes from Lincoln Financial Field ... Attended Timber Creek (NJ) High School where he played WR and DE ... Transferred to IMG Academy for his senior year, where he concluded his career as one of the top EDGE/OLBs in the 2021 class

2025 SEASON - EAGLES



COLLEGE HIGHLIGHTS

- ▶ Played collegiately at Alabama (2022-24), seeing action in 35 games (21 starts), registering 184 tackles (88 solo), 15.5 TFLs, 5.0 sacks, 3 FRs, 2 INTs and 2 FRs
- ▶ As a junior in 2024, earned second-team All-American honors by the FWAA and first-team All-SEC honors after posting 117 tackles (54 solo), 11.5 TFLs (led team), 5.0 sacks, 2 FRs and 1 FR ... His 117 tackles were the 8th-most in program single-season history ... In his sophomore campaign in 2023, finished 3rd on the Tide with 66 tackles (34 solo)


TRANSACTIONS

- ▶ 2025 - Drafted by PHI in 1st round (31st overall)



2025 GAME-BY-GAME STATISTICS (PHI)												
Date	Opp		GP/S	Tot	Solo	Sk	Int	PD	FF	FR	Snap	Pct
Sep 4	Dal	W	1/1	3	0	0.0	0	1	1	0	56	92%
Sep 14	at KC											
Sep 21	LAR											
Sep 28	at TB											
Oct 5	Den											
Oct 9	at NYG											
Oct 19	at Min											
Oct 26	NYG											
Nov 10	at GB											
Nov 16	Det											
Nov 23	at Dal											
Nov 28	Chi											
Dec 8	at LAC											
Dec 14	LV											
Dec 20	at Was											
Dec 28	at Buf											
TBD	Was											
Totals			1/1	3	0	0.0	0	1	1	0	56	92%






JALEN CARTER

DEFENSIVE TACKLE | 98

Height: 6-3 Weight: 314 DOB: April 4, 2001 (Age 24)
NFL Experience: 3rd Year (3rd with Eagles) Draft: D1a-23 (9th overall) by PHI
College: Georgia Hometown (HS): Apopka, FL (Apopka)



SUPER BOWL CHAMPION: 2024 (LIX) ALL-PRO: 2024 PRO BOWL: 2024 ALL-ROOKIE: 2023

CAREER STATISTICS																		
			TACKLES				PASS RUSH			INTERCEPTIONS					FUMBLES		DEF SNAPS	
Year	Team	GP/S	Total	Solo	Asst	TFL	Sacks	QBH	QBP	Int	Yds	Lg	TD	PD	FF	FR	No	Pct
2023	Philadelphia	16/1	33	20	13	8	6.0	9	47	0	0	--	0	0	2	1	563	48%
2024	Philadelphia	16/15	42	25	17	12	4.5	16	45	0	0	--	0	5	2	0	831	80%
2025	Philadelphia	0/0	0	0	0	0	0.0	0	0	0	0	--	0	0	0	0	0	0%
Totals		32/16	75	45	30	20	10.5	25	92	0	0	--	0	5	4	1	---	---
PLAYOFFS																		
2023	Philadelphia	1/0	2	1	1	0	0.0	0	1	0	0	--	0	0	0	0	37	53%
2024	Philadelphia	4/4	9	3	6	2	2.0	6	14	0	0	--	0	3	1	0	234	86%
Totals		5/4	11	4	7	2	2.0	6	15	0	0	--	0	3	1	0	---	---
ADDITIONAL STATISTICS																		
Fumble Recovery TDs: 1 - 2023 (1) Blocked FGs: 1 - 2023 (1)																		

CAREER HIGHS

Tackles	7	11/14/24 vs. Was.
Sacks	2.0	3x, last: 1/19/25 vs. LAR (Div.)
INTs	--	---
PDs	2	2x, last: 1/19/25 vs. LAR (Div.)
FFs	2	9/25/23 at TB
FRs	1	12/10/23 at Dal.

Nicknames: J.C., Breadman ... Hobbies: Loves fishing and wants to do more deep sea fishing ... Has a goal of catching a Goliath Grouper ...
If he could play another sport, what team: Basketball, Miami Heat ...
Favorite TV show: Spongebob ... Favorite music genre: Hip-hop



BIRDSEED

- ▶ An outstanding athlete at Apopka (FL) High School, which is also the alma mater of Pro Football Hall of Fame DT **Warren Sapp** ... Played at multiple positions throughout his high school career, including DT, TE, FB and punter ... Booted a 60+ yard punt in the state championship game ... In addition to football, lettered in basketball and competed in heavyweight lifting competitions ... In middle school, saw action at RB, CB, WR and QB, throwing a 70+ yard TD pass in an AAU game
- ▶ During his pre-draft visit with the Eagles, served **Nick Sirianni** a quick ‘H’ competing in a game of ‘HORSE’ by delivering a flat-footed windmill dunk on his first try, leaving the head coach in disbelief ... Rumored to have been able to dunk as early as 5th grade, Carter previously went viral in high school after throwing down a windmill dunk in a game
- ▶ Inspired to give back to his community in Apopka, organized his first youth football camp with the help of his mother in 2022 ... Grew up going to camps, which helped him become the player he is today

CAREER HIGHLIGHTS

- ▶ Earned second-team **All-Pro** and **Pro Bowl** honors during the Eagles’ **Super Bowl LIX**-winning campaign in 2024 ... Led the defense in pressures (45), QB hits (16) and TFLs (12) ... Became the youngest DT (23 years old) in franchise history to garner Pro Bowl accolades
- ▶ Voted to the PFWA **All-Rookie** Team in 2023 ... Logged the most sacks (6.0) by an Eagles rookie since **Derrick Burgess** in 2001 (6.0)

2025 SEASON - EAGLES

▶

2024 SEASON - EAGLES

- ▶ Received second-team **All-Pro** and **Pro Bowl** recognition for the first time in his career after leading Philadelphia’s **Super Bowl LIX**-winning defense in pressures (45), QB hits (16) and TFLs (12) ... At 23 years old, became the youngest Eagles DT to produce a Pro Bowl season ... Also tallied a career-high 42 tackles with 5 PDs, 4.5 sacks and 2 FFs



2025 GAME-BY-GAME STATISTICS (PHI)												
Date	Opp		GP/S	Tot	Solo	Sk	Int	PD	FF	FR	Snaps	Pct
Sep 4	Dal	W	0/0	DID NOT PLAY								
Sep 14	at KC											
Sep 21	LAR											
Sep 28	at TB											
Oct 5	Den											
Oct 9	at NYG											
Oct 19	at Min											
Oct 26	NYG											
Nov 10	at GB											
Nov 16	Det											
Nov 23	at Dal											
Nov 28	Chi											
Dec 8	at LAC											
Dec 14	LV											
Dec 20	at Was											
Dec 28	at Buf											
TBD	Was											
Totals			0/0	0	0	0.0	0	0	0	0	0	0%

2.0+ SACK GAMES		
Date	Opponent	Sacks
1/19/25	vs. Los Angeles Rams (W, 28-22) (Div.)	2.0
10/20/24	at New York Giants (W, 28-3)	2.0
10/8/23	at Los Angeles Rams (W, 23-14)	2.0



- ▶ Ranked 4th among interior DL in *Pro Football Focus* pass-rush grade (81.5), behind **Chris Jones** (91.0), **Cameron Heyward** (87.2) and **Jeffery Simmons** (81.6) in that category (min. 400 pass-rush snaps)
- ▶ Produced a career-high-tying 2.0 sacks against Rams QB **Matthew Stafford** with 6 pressures, 5 tackles, 2 PDs and 1 FF in the 28-22 victory vs. L.A. Rams in the NFC Divisional Playoff (1/19/25) ... Also sacked Giants QB **Daniel Jones** twice in the 28-3 win at New York (10/20/24)

COLLEGE HIGHLIGHTS

- ▶ A two-time CFP National Champion at Georgia (2021, '22), where he played three seasons (2020-22) ... Totaled 83 tackles (44 solo), 18.5 TFLs, 6.0 sacks, 4 PDs and 2 FFs in 38 career games (13 starts)
- ▶ Received first-team All-America honors and was voted first-team All-SEC as a junior in 2022 ... Named a finalist for the Rotary Lombardi Award (nation's top lineman) ... Finished the season with 32 tackles (16 solo), 7 TFLs, 3.0 sacks, 3 PDs and 2 FFs in 13 games (nine starts)

TRANSACTIONS

- ▶ **2023** - Drafted by PHI in 1st round (9th overall)



TARIQ CASTRO-FIELDS (IR)

CORNERBACK | 46



Height: 6-1 Weight: 197 DOB: Jan. 14, 1999 (Age 26)
NFL Experience: 3rd Year (1st with Eagles) Draft: D6c-22 (221st Overall) by SF Acquired: FA-24
College: Penn State Hometown (HS): Upper Marlboro, MD (Riverdale Baptist)

SUPER BOWL CHAMPION: 2024 (LIX) (PS)

CAREER STATISTICS																		
			TACKLES				PASS RUSH			INTERCEPTIONS					FUMBLES		DEF SNAPS	
Year	Team	GP/S	Total	Solo	Asst	TFL	Sacks	QBH	QBP	Int	Yds	Lg	TD	PD	FF	FR	No	Pct
2022	Washington	2/0	0	0	0	0	0.0	0	0	0	0	--	0	0	0	0	6	1%
2023	Washington	8/1	3	2	1	0	0.0	0	0	0	0	--	0	0	0	0	21	2%
2024	Carolina	2/0	0	0	0	0	0.0	0	0	0	0	--	0	0	0	0	0	0%
2025	Philadelphia	0/0	0	0	0	0	0.0	0	0	0	0	--	0	0	0	0	0	0%
Totals		12/1	3	2	1	0	0.0	0	0	0	0	--	0	0	0	0	---	---

CAREER HIGHS		
Tackles	3	12/31/23 vs. SF
Sacks	--	--
INTs	--	--
PDs	--	--
FFs	--	--
FRs	--	--



BIRDSEED

- Prepped at Riverdale Baptist (MD) High School, where he was a four-star recruit and ran track ... As a sophomore, ran the fastest 4x400 time in the state ... Majored in sociology at Penn State

CAREER HIGHLIGHTS

- A member of Philadelphia’s practice squad during their **Super Bowl LIX**-winning campaign in 2024

2025 SEASON - EAGLES

-

2024 SEASON - PANTHERS & EAGLES

- Spent time on Carolina’s active roster, appearing in two contests before signing to Philadelphia’s practice squad for the remainder of the season

COLLEGE HIGHLIGHTS

- Played collegiately at Penn State (2017-21), where he appeared in 52 career games (30 starts) and registered 138 tackles (93 solo), 25 PDs, 10 TFLs, 3 INTs and 1 FF ... Earned All-Big Ten honors in his final three years at Penn State (2 honorable mention, 1 third-team) ... As a senior in 2021, earned All-Big Ten honorable mention after starting 12 contests and recording 32 tackles (27 solo) and 6 PDs ... In 2019, led the team in PDs (8) and INTs (2) while starting 12 games en route to a Cotton Bowl victory

TRANSACTIONS

- **2022** - Drafted by SF in 6th round (221st overall) ... **8/30/22** - Waived by SF ... **8/31/22** - Claimed off waivers by WAS ... **10/21/22** - Placed on Reserve/Injured (knee) ... **8/29/23** - Waived by WAS ... **8/30/23** - Signed by WAS to practice squad ... **10/14/23** - Elevated by WAS from practice squad for Week 6 at Atlanta ... **10/21/23** - Elevated by WAS from practice squad for Week 7 at N.Y. Giants ... **10/28/23** - Elevated by WAS from practice squad for Week 8 vs. Philadelphia ... **11/3/23** - Signed by WAS to active roster from practice squad ... **1/5/24** - Placed on Reserve/Injured (shoulder) ... **8/27/24** - Waived by WAS ... **8/28/24** - Claimed off waivers by CAR ... **10/1/24** - Waived by CAR ... **10/21/24** - Signed by PHI to practice squad ... **12/26/24** - Waived by PHI ... **12/31/24** - Signed by PHI to practice squad ... **2/14/25** - Signed by PHI to future/reserve contract ... **8/27/25** - Placed on Reserve/Injured



2025 GAME-BY-GAME STATISTICS (PHI)												
Date	Opp		GP/S	Tot	Solo	Sk	Int	PD	FF	FR	Snaps	Pct
Sep 4	Dal	W	0/0	RESERVE/INJURED								
Sep 14	at KC											
Sep 21	LAR											
Sep 28	at TB											
Oct 5	Den											
Oct 9	at NYG											
Oct 19	at Min											
Oct 26	NYG											
Nov 10	at GB											
Nov 16	Det											
Nov 23	at Dal											
Nov 28	Chi											
Dec 8	at LAC											
Dec 14	LV											
Dec 20	at Was											
Dec 28	at Buf											
TBD	Was											
Totals			0/0	0	0	0.0	0	0	0	0	0	0%





LEWIS CINE (IR)
SAFETY | 38



(pronounced SEEN)

Height: 6-2 Weight: 199 DOB: Oct. 5, 1999 (Age 25)
NFL Experience: 4th Year (2nd with Eagles) Draft: D1-22 (32nd overall) by MIN Acquired: PS-Buf-24
College: Georgia Hometown (HS): Cedar Hill, TX (Trinity Christian)

SUPER BOWL CHAMPION: 2024 (LIX)

CAREER STATISTICS																		
			TACKLES				PASS RUSH			INTERCEPTIONS					FUMBLES		DEF SNAPS	
Year	Team	GP/S	Total	Solo	Asst	TFL	Sacks	QBH	QBP	Int	Yds	Lg	TD	PD	FF	FR	No	Pct
2022	Minnesota	3/0	0	0	0	0	0.0	0	0	0	0	--	0	0	0	0	2	1%
2023	Minnesota	7/0	1	0	1	0	0.0	0	0	0	0	--	0	0	0	0	8	1%
2024	Buffalo	1/0	0	0	0	0	0.0	0	0	0	0	--	0	0	0	0	0	0%
2025	Philadelphia	0/0	0	0	0	0	0.0	0	0	0	0	--	0	0	0	0	0	0%
Totals		11/0	1	0	1	0	0.0	0	0	0	0	--	0	0	0	0	---	---
PLAYOFFS																		
2024	Philadelphia	0/0	0	0	0	0	0.0	0	0	0	0	--	0	0	0	0	0	0%
Totals		0/0	0	0	0	0	0.0	0	0	0	0	--	0	0	0	0	---	---

CAREER HIGHS		
Tackles	1	12/31/23 vs. GB
Sacks	--	---
INTs	--	---
PDs	--	---
FFs	--	---
FRs	--	---



BIRDSEED

► Prepped at Everett (MA) High School, where he was named the 2017 Massachusetts Defensive Player of the Year by *USA Today* before transferring to Trinity Christian (TX) High School his senior year ... Led Trinity Christian to a 14-0 record and the school's second-straight state title ... Recognized as the 3rd-ranked safety in the nation and the 7th-best recruit in the state of Texas by *247Sports*

CAREER HIGHLIGHTS

► Signed to Philadelphia's active roster during their playoff run that resulted in a **Super Bowl LIX** victory

2025 SEASON - EAGLES

►

2024 SEASON - BILLS & EAGLES

► Spent the regular season on the Bills practice squad, appearing in one contest and being elevated for two games before being signed to Philadelphia at the beginning of the playoffs

COLLEGE HIGHLIGHTS

► Played collegiately at Georgia (2019-21), where he saw action in 39 games (27 starts) and registered 145 tackles (96 solo), 16 PDs, 3.5 TFLs and 2 INT ... In 2021, earned *Associated Press* All-SEC 1st Team honors and was a semifinalist for the 2021 Paycom Jim Thorpe Award (nation's top DB) after finishing his junior season as the Bulldogs' leading tackler with 73 total stops and also posted a team-high 10 PBU's

► Earned Defensive MVP honors of the 2022 CFP Championship game, posting 7 tackles, 1 TFL and 1 PBU against Alabama (1/10/22), helping Georgia win its first national title since 1980

TRANSACTIONS

► **2024** - Drafted by MIN in 1st round (32nd overall) ... **10/4/22** - Placed on Reserve/Injured (leg) ... **8/27/24** - Waived by MIN ... **8/29/24** - Signed by BUF to practice squad ... **12/7/24** - Elevated by BUF for Week 14 at L.A. Rams ... **12/28/24** - Elevated by BUF for Week 17 vs. N.Y. Jets ... **1/8/25** - Signed by PHI to active roster from BUF practice squad ... **8/27/25** - Placed on Reserve/Injured



2025 GAME-BY-GAME STATISTICS (PHI)												
Date	Opp		GP/S	Tot	Solo	Sk	Int	PD	FF	FR	Snap	Pct
Sep 4	Dal	W	0/0	RESERVE/INJURED								
Sep 14	at KC											
Sep 21	LAR											
Sep 28	at TB											
Oct 5	Den											
Oct 9	at NYG											
Oct 19	at Min											
Oct 26	NYG											
Nov 10	at GB											
Nov 16	Det											
Nov 23	at Dal											
Nov 28	Chi											
Dec 8	at LAC											
Dec 14	LV											
Dec 20	at Was											
Dec 28	at Buf											
TBD	Was											
Totals			0/0	0	0	0.0	0	0	0	0	0	0%





DARIUS COOPER

WIDE RECEIVER | 80



Height: 5-11 Weight: 210 DOB: Nov. 22, 2001 (Age 23)
NFL Experience: Rookie (*1st with Eagles*) Draft: UDFA-25 by PHI
College: Tarleton State Hometown (HS): St. Louis, MO (Hazelwood West)

CAREER STATISTICS									
			RECEIVING					OFF SNAPS	
Year	Team	GP	Rec	Yds	Avg	Lg	TD	No	Pct
2025	Philadelphia	1/0	0	0	---	--	0	2	3%
Totals		1/0	0	0	---	--	0	---	---

CAREER HIGHS		
Receptions	--	--
Receiving Yards	--	--
Receiving Long	--	--
Receiving TDs	--	--



BIRDSEED

- ▶ Earned a spot on Philadelphia’s 53-man roster after signing with the team as a UDFA in April 2025
- ▶ Is the 21st player in Tarleton State to sign into the NFL and the fourth Texan to sign in the league within the past three years
- ▶ Majored in kinesiology during his undergraduate studies

2025 SEASON - EAGLES



COLLEGE HIGHLIGHTS

- ▶ Played five years in the collegiate ranks with Tarleton State (2020-24), appearing in 48 games and recording 3,185 yards on 164 touches (19.4 avg.) with 29 TDs ... Averaged 88.0+ ypg in each of final three seasons with the Texans ... Finished his collegiate career as the program’s leader in receiving yards (3,185), 100-yard games (14) and was 2nd in career TD receptions (29)
- ▶ As a senior, played in all 14 games, earning *Associated Press* first-team All-America honors after posting 1,450 yards (second-most in Division I) on 76 catches (single-season school record) with 14 TDs ... His 19.1 yard per catch average was the most by any Division I player with 50+ touches, while his seven contests with 100+ receiving yards was second amongst all Division I players
- ▶ As a junior in 2022, led the Texans with 1,063 yards on 54 catches (19.7 avg.) in 11 games played to earn All-WAC first-team honors ... Posted five games of 100+ yards, and eclipsed the 150-yard mark in three of his final four games played

TRANSACTIONS

- ▶ 2025 - Signed by PHI as UDFA



2025 GAME-BY-GAME STATISTICS (PHI)										
Date	Opp		GP/S	Rec	Yds	Avg	Lg	TD	Snaps	Pct
Sep 4	Dal	W	1/0	0	0	---	--	0	2	3%
Sep 14	at KC									
Sep 21	LAR									
Sep 28	at TB									
Oct 5	Den									
Oct 9	at NYG									
Oct 19	at Min									
Oct 26	NYG									
Nov 10	at GB									
Nov 16	Det									
Nov 23	at Dal									
Nov 28	Chi									
Dec 8	at LAC									
Dec 14	LV									
Dec 20	at Was									
Dec 28	at Buf									
TBD	Was									
Totals			1/0	0	0	---	--	0	2	3%





BRITAIN COVEY (PS)

WIDE RECEIVER | 85



(pronounced CUH-vee)

Height: 5-8 Weight: 173 DOB: March 18, 1997 (Age 28)
NFL Experience: 4th Year (4th with Eagles) Draft: UDFA-22 by PHI
College: Utah Hometown (HS): Provo, UT (Timpview)

SUPER BOWL CHAMPION: 2024 (LIX)

CAREER STATISTICS															
			RECEIVING					OFF SNAPS		PUNT RETURNS					
Year	Team	GP/S	Rec	Yds	Avg	Lg	TD	No	Pct	Ret	FC	Yds	Avg	Lg	TD
2022	Philadelphia	17/0	0	0	---	--	0	19	2%	33	18	308	9.3	27	0
2023	Philadelphia	16/0	4	42	10.5	22	0	58	5%	29	18	417	14.4	54	0
2024	Philadelphia	5/1	7	34	4.9	11	0	50	4%	6	5	46	7.7	10	0
2025	Philadelphia	0/0	0	0	---	--	0	0	0%	0	0	0	---	0	0
Totals		38/1	11	76	6.9	22	0	---	---	68	41	771	11.3	54	0
PLAYOFFS															
2022	Philadelphia	3/0	0	0	---	--	0	2	1%	2	7	35	17.5	27	0
2023	Philadelphia	1/0	0	0	---	--	0	3	5%	1	2	0	0.0	0	0
Totals		4/0	0	0	---	--	0	---	---	3	9	35	11.7	27	0
ADDITIONAL STATISTICS															
Fumbles/Lost: 3/0 - 2022 (2/0), 2023 (1/0) Kickoff Returns: 11-236 - 2022 (10-206), 2023 (1-30)															
Special Teams Fumble Recoveries: 3 - 2022 (2), 2023 (1) Postseason Special Teams Fumble Recoveries: 1 - 2023 (1)															

CAREER HIGHS		
Receptions	6	9/16/24 vs. Atl.
Receiving Yards	35	1/7/24 at NYG
Receiving Long	22	1/7/24 at NYG
Receiving TDs	--	---
Punt Returns	6	12/4/22 vs. Ten.
Punt Return Yards	105	12/4/22 vs. Ten.
Punt Return TDs	--	---



BIRDSEED

- ▶ His grandfather, Stephen R. Covey, wrote the best-selling book, *The 7 Habits of Highly Successful People*, which sold more than 40 million copies worldwide ... Considers his grandfather one of his biggest influences and strives to exemplify the principles taught in his book
- ▶ A devout member of The Church of Jesus Christ of Latter-Day Saints, embarked on a mission trip to Chile after a promising start to his football career ... Reflects on the mission as the best two years of his life ... Returned two years later and continued to have on-field success
- ▶ Uses his platform to raise awareness for Bridle Up Hope, a foundation that was established in memory of his cousin, Rachel, who tragically passed away after a battle with depression ... Also lost another cousin, Jenna, to suicide a few years after Rachel ... Bridle Up Hope combines equestrian training, a pastime loved by Rachel, with life skills development, services at the barn, as well as self-renewal activities
- ▶ Attended Timpview (UT) High School, where he posted almost 7,400 yards of total offense ... Ranked 4th in Utah state history with 111 TDs responsible for in less than two years playing QB ... Led Timpview to back-to-back 4A state titles, winning 26 consecutive games at QB

CAREER HIGHLIGHTS

- ▶ Contributed to the Eagles’ roster that won **Super Bowl LIX** in 2024
- ▶ Led the NFL with a career-high 417 punt return yards during the 2023 campaign ... Finished as the only player with multiple 50+ yard punt returns (2) that year while pacing the NFL in punt returns of 10+ yards (16, tied), 15+ yards (13), 20+ yards (7) and 25+ yards (5, tied)
- ▶ A member of the Eagles’ Super Bowl LVII roster in 2022

NOTES TO KNOW

- ▶ Has produced the 2nd-most punt return yards (771) in the NFL since 2022, trailing only **Kalif Raymond** (1,008) ... Owns the most punt returns



2025 GAME-BY-GAME STATISTICS (PHI)																
				RECEIVING					OFF SNAPS		PUNT RETURNS					
Date	Opp		GP/S	Rec	Yds	Avg	Lg	TD	No	Pct	Ret	FC	Yds	Avg	Lg	TD
Sep 4	Dal	W	---	EAGLES PRACTICE SQUAD												
Sep 14	at KC															
Sep 21	LAR															
Sep 28	at TB															
Oct 5	Den															
Oct 9	at NYG															
Oct 19	at Min															
Oct 26	NYG															
Nov 10	at GB															
Nov 16	Det															
Nov 23	at Dal															
Nov 28	Chi															
Dec 8	at LAC															
Dec 14	LV															
Dec 20	at Was															
Dec 28	at Buf															
TBD	Was															
Totals			0/0	0	0	---	--	0	0	0%	0	0	0	---	--	0

of 15+ yards (20) in the NFL during that stretch

2025 SEASON - EAGLES



2024 SEASON - EAGLES

- ▶ Saw action in five contests (one start), contributing on offense and special teams ... Caught 7 passes for 34 yards (4.9 avg) and returned 6 punts for 46 yards (7.7 avg)

COLLEGE HIGHLIGHTS

- ▶ Played collegiately at Utah (2015, '18-21), where he received five All-Pac-12 accolades, including four as a returner (first-team in 2018, '20, '21) and one as a WR (honorable mention in 2020) ... Also earned All-America honors following the 2015, '20 and '21 seasons
- ▶ Amassed 2,011 receiving yards with 11 TDs, 1,092 punt return yards (school record) with 4 TDs, 838 kickoff return yards with 1 TD, 300 rushing yards and 71 passing yards with 2 TDs in 47 career games (23 starts) ... Ranked among the top 10 in program history in punt returns (92, 2nd), receptions (184, 2nd), all-purpose yards (4,241, 3rd) and receiving yards (6th) ... Led Utah in receiving yards in 2015, '18 and '20

TRANSACTIONS

- ▶ **2022** - Signed by PHI as UDFA ... **8/30/22** - Waived by PHI ... **8/31/22** - Signed by PHI to practice squad ... **9/10/22** - Elevated by PHI from practice squad for Week 1 at Detroit ... **9/19/22** - Elevated by PHI from practice squad for Week 2 vs. Minnesota ... **9/24/22** - Elevated by PHI from practice squad for Week 3 at Washington ... **10/1/22** - Signed by PHI to active roster from practice squad ... **8/29/23** - Waived by PHI ... **8/30/23** - Signed by PHI to practice squad ... **9/9/23** - Elevated by PHI from practice squad for Week 1 at New England ... **9/14/23** - Elevated by PHI from practice squad for Week 2 vs. Minnesota ... **9/19/23** - Signed by PHI to active roster from practice squad ... **9/24/24** - Placed on Reserve/Injured (shoulder) ... **11/23/24** - Activated from Reserve/Injured (shoulder) ... **12/28/24** - Placed on Reserve/Injured (neck) ... **5/5/25** - Signed by LAR to 1-year contract ... **8/26/25** - Waived by LAR ... **8/28/25** - Signed by PHI to practice squad

LONGEST PUNT RETURNS		
Date	Opponent	Yds
12/25/23	vs. New York Giants (W, 33-25)	54
9/25/23	at Tampa Bay Buccaneers (W, 25-11)	52
2/12/23	at Kansas City Chiefs (L, 35-38) (SB)	27
12/4/22	vs. Tennessee Titans (W, 35-10)	27
11/20/23	at Kansas City Chiefs (W, 21-17)	26



First job: Mowing lawns ... **Surprisingly good at:** "Golf. I'm like a three or four handicap right now." ... **Desired talent:** "Singing. An unknown fact about me is that I love musical theater. I love plays, drama, and Broadway. If I wasn't playing football, I would be doing that... if I could sing, of course." ... **Famous relative:** "My grandpa, Stephen Covey, is an author. He wrote *The 7 Habits of Highly Effective People*." ... **Favorite athlete:** Tiger Woods ... **Favorite movie:** *Warrior* ... **Favorite TV show:** *Parks and Recreation* ... **Favorite food:** "My wife's white bean chili or my wife's chicken tacos with avocado lime sauce on it."



JORDAN DAVIS

DEFENSIVE TACKLE | 90



Height: 6-6 Weight: 336 DOB: Jan. 12, 2000 (Age 25)
NFL Experience: 4th Year (4th with Eagles) Draft: D1-22 (13th overall) by PHI
College: Georgia Hometown (HS): Charlotte, NC (Mallard Creek)

SUPER BOWL CHAMPION: 2024 (LIX) ALL-ROOKIE: 2022

CAREER STATISTICS																		
			TACKLES				PASS RUSH			INTERCEPTIONS					FUMBLES		DEF SNAPS	
Year	Team	GP/S	Total	Solo	Asst	TFL	Sacks	QBH	QBP	Int	Yds	Lg	TD	PD	FF	FR	No	Pct
2022	Philadelphia	13/5	18	8	10	1	0.0	0	4	0	0	--	0	1	0	0	224	20%
2023	Philadelphia	17/17	45	18	27	2	2.5	5	16	0	0	--	0	1	1	0	519	45%
2024	Philadelphia	17/17	27	15	12	3	1.0	1	5	0	0	--	0	2	0	1	388	37%
2025	Philadelphia	1/1	6	3	3	1	0.0	0	2	0	0	--	0	1	0	0	53	87%
Totals		48/40	96	44	52	7	3.5	6	27	0	0	--	0	5	1	1	---	---
PLAYOFFS																		
2022	Philadelphia	3/0	4	3	1	0	0.0	2	4	0	0	--	0	0	0	0	45	29%
2023	Philadelphia	1/1	2	1	1	0	0.0	0	0	0	0	--	0	0	0	0	42	60%
2024	Philadelphia	4/4	6	4	2	2	2.0	2	2	0	0	--	0	1	0	0	57	21%
Totals		8/5	12	8	4	2	2.0	4	6	0	0	--	0	1	0	0	---	---

CAREER HIGHS		
Tackles	6	2x, last: 9/4/25 vs. Dal.
Sacks	1.0	4x, last: 2/9/25 vs. KC (SB)
INTs	--	---
PDs	1	5x, last: 1/26/25 vs. Was. (NFC CG)
FFs	1	9/10/23 at NE
FRs	1	12/29/24 vs. Dal.



BIRDSEED

- ▶ Is very close with his mother, Shay Allen, and two younger brothers, Donovan and Yashua ... Shay was originally a huge fan of the Eagles
- ▶ Credits his mother for getting him into football ... When he hit a growth spurt before entering 10th grade, she struggled to keep pace with his increased appetite and would often come home from her second job to find the refrigerator and cabinets almost bare ... Shay was sold on Mallard Creek (NC) High School's football team when she learned that summer practices included free breakfast and lunch
- ▶ At the 2022 NFL Combine, recorded a 4.78 time in the 40-yard dash, which was the fastest by any player over 330 pounds since 2006 and is believed to be one of the fastest times ever for a player his size ... In addition, his 10'3" standing broad jump is thought to be the record for a 300-pound player at the NFL Combine ... Earned a perfect 10 on the Relative Athletic Score due to his rare measurables
- ▶ Represented Camp Sunshine and Northwest Victims Services through the league's *My Cause My Cleats* initiative ... Camp Sunshine offers re-treats for children with life-threatening illnesses to enable hope and promote joy among them and their families ... Northwest Victims Services is a nonprofit organization that provides services to victims of crime in Philadelphia while promoting safety in the community

CAREER HIGHLIGHTS

- ▶ A member of the Eagles' **Super Bowl LIX**-winning defense in 2024
- ▶ Voted to the PFWA **All-Rookie** Team in 2022 ... Contributed to a group that helped Philadelphia earn a Super Bowl LVII appearance

2025 SEASON - EAGLES

- ▶

2024 SEASON - EAGLES

- ▶ Produced 27 tackles with 5 pressures, 3 TFLs, 2 PDs and 1 FR in 17 games (all starts) ... Logged 6 tackles with 2.0 sacks and 1 PD in four starts during Philadelphia's **Super Bowl LIX**-winning playoff run



2025 GAME-BY-GAME STATISTICS (PHI)												
Date	Opp		GP/S	Tot	Solo	Sk	Int	PD	FF	FR	Snap	Pct
Sep 4	Dal	W	1/1	6	3	0.0	0	1	0	0	53	87%
Sep 14	at KC											
Sep 21	LAR											
Sep 28	at TB											
Oct 5	Den											
Oct 9	at NYG											
Oct 19	at Min											
Oct 26	NYG											
Nov 10	at GB											
Nov 16	Det											
Nov 23	at Dal											
Nov 28	Chi											
Dec 8	at LAC											
Dec 14	LV											
Dec 20	at Was											
Dec 28	at Buf											
TBD	Was											
Totals			1/1	6	3	0.0	0	1	0	0	53	87%

First job: Worked at an amusement park called Carowinds ... What he wanted to grow up to be when he was younger: "An astronaut. I was always so fascinated with space." ... Bucket list: Travel to Europe ... Favorite athletes: LeBron James and Kobe Bryant ... Favorite movie: Love and Basketball ... Favorite TV show: Family Guy ... Favorite food: Carne asada tacos ... Favorite candy: "Swedish fish. It's got to be the red ones and it's got to be the small ones. The small ones are better than the bigger ones."



- ▶ Sacked Chiefs QB **Patrick Mahomes** during the third quarter of the 40-22 win vs. Kansas City in **Super Bowl LIX** (2/9/25) ... Finished the game with a stat line of 2 tackles, 1.0 sack, 1 QB hit and 1 TFL
- ▶ Made 2 tackles with 1.0 sack, 1 QB hit, 1 TFL and 1 PD in the 55-23 victory vs. Washington in the NFC Championship Game (1/26/25) ... Brought down Commanders QB **Jayden Daniels** for a 12-yard loss on second-and-8 leading to a three-and-out during the third quarter

COLLEGE HIGHLIGHTS

- ▶ Played collegiately at Georgia (2018-21), totaling 91 tackles (37 solo), 12.5 TFLs, 7.0 sacks and 1 PD in 47 career games (33 starts) ... A key member of the 2021 CFP National Championship-winning defense
- ▶ Honored with the Outland Trophy (nation's best interior lineman) and Chuck Bednarik Award (best defensive player in college football) as a senior in 2021 ... Also voted first-team All-America by the *Associated Press* and earned first-team All-SEC honors (media and coaches) after recording 32 tackles (17 solo), 5.5 TFLs, 2.0 sacks and 1 PD

TRANSACTIONS

- ▶ **2022** - Drafted by PHI in 1st round (13th overall) ... **11/2/22** - Placed on Reserve/Injured (ankle) ... **12/3/22** - Activated from Reserve/Injured (ankle)



NAKOBE DEAN (PUP)

LINEBACKER | 17



Height: 5-11 Weight: 231 DOB: Dec. 13, 2000 (Age 24)
NFL Experience: 4th Year (4th with Eagles) Draft: D3-22 (83rd overall) by PHI
College: Georgia Hometown (HS): Horn Lake, MS (Horn Lake)

SUPER BOWL CHAMPION: 2024 (LIX)

CAREER STATISTICS																		
			TACKLES				PASS RUSH			INTERCEPTIONS					FUMBLES		DEF SNAPS	
Year	Team	GP/S	Total	Solo	Asst	TFL	Sacks	QBH	QBP	Int	Yds	Lg	TD	PD	FF	FR	No	Pct
2022	Philadelphia	17/0	6	5	1	1	0.0	0	0	0	0	--	0	0	0	0	34	3%
2023	Philadelphia	5/4	30	22	8	2	0.5	1	4	0	0	--	0	0	0	0	182	16%
2024	Philadelphia	15/15	128	80	48	9	3.0	6	13	1	0	0	0	4	1	2	858	82%
2025	Philadelphia	0/0	0	0	0	0.0	0.0	0	0	0	0	--	0	0	0	0	---	---
Totals		37/19	164	107	57	12	3.5	7	17	1	0	0	0	4	1	2	---	---
PLAYOFFS																		
2022	Philadelphia	3/0	0	0	0	0	0.0	0	0	0	0	--	0	0	0	0	9	6%
2024	Philadelphia	1/1	6	3	3	2	0.0	0	0	0	0	--	0	0	0	0	23	8%
Totals		4/1	6	3	3	2	0.0	0	0	0	0	--	0	0	0	0	---	---
ADDITIONAL STATISTICS																		
Special Teams Tackles: 7 - 2022 (7) Postseason Special Teams Tackles: 2 - 2022 (2)																		

CAREER HIGHS		
Tackles	13	10/29/23 at Was.
Sacks	2.0	10/20/24 at NYG
INTs	1	11/3/24 vs. Jax.
PDs	2	11/3/24 vs. Jax.
FFs	1	12/15/24 vs. Pit.
FRs	1	2x, last: 11/24/24 at LAR



- BIRDSEED
- ▶ Launched his foundation, Kind Hearts, to help support disadvantaged children and families ... Is very involved in the Philadelphia community, especially during holidays with turkey giveaways and toy drives ... Has represented Kind Hearts and the Boys and Girls Club of Greater Philadelphia through the league’s *My Cause My Cleats* campaign
 - ▶ Raised by his mother, Neketta, in a single-parent household with his older brother, Nikolas, and younger sister, Brooklyn ... Neketta worked as the director of community affairs in Tunica County, MS, and prioritized community service in her family, bringing her children to various neighborhood events where they often volunteered
 - ▶ Studied mechanical engineering at Georgia and is interested in prosthetics ... His passion for the field stems from many visits to Veterans Affairs with his mother, who served in the military ... Felt at a young age that he wanted to improve the lives of injured veterans
 - ▶ Maintained a 3.55 GPA in the mechanical engineering program during his time at Georgia ... During the 2023 offseason, returned to school to continue working toward finishing his degree requirements ... Would consider pursuing pre-med studies following his NFL career
 - ▶ Was roommates with **Nolan Smith** at Georgia

- CAREER HIGHLIGHTS
- ▶ A key part of Philadelphia’s defense during its **Super Bowl LIX**-winning campaign in 2024 ... Registered career highs with 13 pressures, 9 TFLs, 6 QB hits, 4 PDs, 3.0 sacks, 2 FRs, 1 INT and 1 FF in 15 games
 - ▶ Contributed to the Eagles’ Super Bowl LVIII roster in 2022

- 2025 SEASON - EAGLES
- ▶



2025 GAME-BY-GAME STATISTICS (PHI)												
Date	Opp		GP/S	Tot	Solo	Sk	Int	PD	FF	FR	Snaps	Pct
Sep 4	Dal	W	0/0	PHYSICALLY UNABLE TO PERFORM (KNEE)								
Sep 14	at KC											
Sep 21	LAR											
Sep 28	at TB											
Oct 5	Den											
Oct 9	at NYG											
Oct 19	at Min											
Oct 26	NYG											
Nov 10	at GB											
Nov 16	Det											
Nov 23	at Dal											
Nov 28	Chi											
Dec 8	at LAC											
Dec 14	LV											
Dec 20	at Was											
Dec 28	at Buf											
TBD	Was											
Totals			0/0	0	0	0.0	0	0	0	0	0	0%

What he wanted to grow up to be when he was younger: “I wanted to be an engineer, an architect, or a doctor. I always wanted to help people and I was good at math and science.” ... Surprisingly good at: “If you ask me, I think I can sing. I can perform and dance a little bit.” ... Desired talent: “I wish I was good at making songs, producing.” ... Favorite athletes growing up: Troy Polamalu and James Harrison ... Favorite music artists: Rod Wave and Kevin Gates ... Favorite pre-game music: “I mix it up, but I always listen to some Lil Boosie. He gets me going.” ... Favorite food: Salmon and chicken



2024 SEASON - EAGLES

- ▶ Tallied career highs in tackles (128), TFLs (9), pressures (13), QB hits (6), sacks (3.0), INTs (1), FFs (1) and FRs (2) in 15 regular-season starts ... Helped lead a defense that went on to capture **Super Bowl LIX**
- ▶ During Weeks 6-18, ranked 2nd among NFL LBs in *Pro Football Focus* defensive grade (88.3), trailing only **Zack Baun** (91.5) in that span
- ▶ Made 10 tackles with 1 FF in the 27-13 win vs. Pittsburgh (12/15/24)
- ▶ Intercepted Jaguars QB **Trevor Lawrence** in the end zone with 1:38 left in regulation to seal the 28-23 victory vs. Jacksonville (11/3/24)
- ▶ Posted 11 tackles, 4 QB hits, 3 pressures and a career-high 2.0 sacks against QB **Daniel Jones** in the 28-3 win at N.Y. Giants (10/20/24)

COLLEGE HIGHLIGHTS

- ▶ Played collegiately at Georgia (2019-21), where he totaled 168 tackles (89 solo), 13.5 TFLs, 10 PDs, 7.5 sacks, 3 FFs and 2 INTs in 39 career games (25 starts) ... A team captain who helped guide the Bulldogs to the CFP National Championship during the 2021 campaign
- ▶ Voted the recipient of the 2021 Butkus Award (nation’s best LB) along with first-team All-SEC honors ... Selected as the SEC Defensive Player of the Year by *Pro Football Focus* and was a semifinalist for the 2021 Chuck Bednarik Award, which recognizes the best defensive player in college football ... Finished his junior campaign with 72 tackles (career high), 10.5 TFLs (team high), 8 PDs, 6.0 sacks, 2 INTs and 2 FFs
- ▶ Named a semifinalist for the Butkus Award as a sophomore in 2020, leading Georgia in tackles (71) and producing 1.5 sacks

TRANSACTIONS

- ▶ **2022** - Drafted by PHI in 3rd round (83rd overall) ... **9/12/23** - Placed on Reserve/Injured (foot) ... **10/14/23** - Activated from Reserve/Injured (foot) ... **11/16/23** - Placed on Reserve/Injured (foot) ... **1/14/25** - Placed on Reserve/Injured (knee) ... **7/23/25** - Placed on Active/Physically Unable to Perform (knee)



COOPER DEJEAN

DEFENSIVE BACK | 33



Height: 6-0 Weight: 198 DOB: Feb. 9, 2003 (Age 22)
NFL Experience: 2nd Year (2nd with Eagles) Draft: D2-24 (40th overall) by PHI
College: Iowa Hometown (HS): Odebolt, IA (Odebolt-Arthur-Battle Creek-Ida Grove)

SUPER BOWL CHAMPION: 2024 (LIX)

CAREER STATISTICS																		
			TACKLES				PASS RUSH			INTERCEPTIONS					FUMBLES		DEF SNAPS	
Year	Team	GP/S	Total	Solo	Asst	TFL	Sacks	QBH	QBP	Int	Yds	Lg	TD	PD	FF	FR	No	Pct
2024	Philadelphia	16/9	50	37	13	3	0.5	1	2	0	0	--	0	6	1	3	627	60%
2025	Philadelphia	1/1	5	3	2	0	0.0	0	0	0	0	--	0	0	0	0	61	100%
Totals		17/10	55	40	15	3	0.5	1	2	0	0	--	0	6	1	3	---	---
PLAYOFFS																		
2024	Philadelphia	4/4	18	12	6	0	0.0	0	1	1	38	38t	1	4	0	1	254	94%
Totals		4/4	18	12	6	0	0.0	0	1	1	38	38t	1	4	0	1	---	---
ADDITIONAL STATISTICS																		
Punt Returns: 21-211 - 2024 (21-211) Postseason Punt Returns: 9-53 - 2024 (9-53) Special Teams Tackles: 1 - 2024 (1) Offensive Snaps: 3 - 2025 (3)																		

CAREER HIGHS		
Tackles	6	3x, last: 1/26/25 vs. Was. (CC)
Sacks	0.5	10/13/24 vs. Cle.
INTs	1	2/9/25 vs. KC (SB)
PDs	2	3x, last: 1/26/25 vs. Was. (CC)
FFs	1	12/22/24 at Was.
FRs	1	4x, last: 1/19/25 vs. LAR (Div.)



BIRDSEED

- ▶ Co-founded the *Exciting Mics* podcast with **Reed Blankenship** in 2025
- ▶ Participated in numerous volunteer activities during his time at Iowa, including staffing Special Olympics events, working with Safe Haven of Iowa County, assisting CommUnity Crisis Services and more ... Voted a semifinalist for the Lott IMPACT Trophy, which is awarded to a student-athlete who makes the biggest impact on and off the field
- ▶ Turned in a legendary football career at OA-BCIG (IA) High School as a QB and DB ... Set school career records in passing yards, passing TDs, completions and receiving TDs, in addition to single-season marks in passing yards, receptions, receiving yards and total yards ... Won back-to-back state championships as a junior and senior ... Scored the game-winning TD in the final minute of the state title game as a senior after his younger brother, Beckett, recovered a fumble on a kickoff
- ▶ Also lettered in basketball, baseball, and track at OA-BCIG ... Won the long jump and 100-meter dash state championships as a senior ... His 1,832 career points in basketball ranked just 58 points behind Vikings TE **T.J. Hockenson** on Iowa's all-time high school scoring list

CAREER HIGHLIGHTS

- ▶ A key contributor of Philadelphia's **Super Bowl LIX**-winning team in 2024 ... Recorded a 38-yard INT-TD in **Super Bowl LIX** against Kansas City, becoming the youngest player (22) in NFL history to do so
- ▶ Finished as an *Associated Press* NFL Defensive Rookie of the Year finalist in 2024 ... Didn't allow a TD the entire season and ranked 3rd among NFL CBs in *PFF* defensive grade (82.7) (min. 400 snaps)

2025 SEASON - EAGLES

▶

2024 SEASON - EAGLES

- ▶ Saw action in 16 games (nine starts), registering 50 tackles (37 solo), 6 PDs, 3 FRs, 1 FF and surrendered 0 TDs en route to being named an AP Defensive Rookie of the Year finalist ... Also served as a punt returner, returning 21 punts for 211 yards



2025 GAME-BY-GAME STATISTICS (PHI)												
Date	Opp		GP/S	Tot	Solo	Sk	Int	PD	FF	FR	Snap	Pct
Sep 4	Dal	W	1/1	5	3	0.0	0	1	0	0	61	100%
Sep 14	at KC											
Sep 21	LAR											
Sep 28	at TB											
Oct 5	Den											
Oct 9	at NYG											
Oct 19	at Min											
Oct 26	NYG											
Nov 10	at GB											
Nov 16	Det											
Nov 23	at Dal											
Nov 28	Chi											
Dec 8	at LAC											
Dec 14	LV											
Dec 20	at Was											
Dec 28	at Buf											
TBD	Was											
Totals			1/1	5	3	0.0	0	1	0	0	61	100%

Nickname: Coop ... **Hobbies:** Playing pick-up basketball, golfing, and playing video games ... **Bucket list:** Travel to Italy ... **Little known fact:** His hometown has zero stoplights — only stop signs and yield signs ... **If he could have a career outside of sports:** Real estate because he feels like it’s an enjoyable business and he loves looking at new houses ... **Favorite athlete to watch:** LeBron James ... **Favorite TV show:** *Suits* ... **Favorite music/artists:** Rap and country; favorite artists are Drake, Lil Baby, Morgan Wallen and Zach Bryan



- Intercepted Chiefs QB **Patrick Mahomes** and returned it 38 yards for his first career TD to take a 17-0 lead in the 40-22 **Super Bowl LIX** victory vs. Kansas City (2/9/25) ... Became the youngest player (22) ever to record an INT-TD in the Super Bowl

COLLEGE HIGHLIGHTS

- Played collegiately at Iowa (2021-23), where he recorded 120 tackles (85 solo) with 20 PDs and 7 INTs (3 TDs) in 30 games (24 starts) ... Also returned 31 punts for 406 yards (13.1 avg.) and 1 TD in his career
- Earned unanimous consensus All-America honors and was voted a finalist for the Bronko Nagurski (nation’s best defensive player) and Jim Thorpe (nation’s best DB) Awards in 2023 ... Also recognized as the Big Ten Defensive Back of the Year ... Registered 41 tackles (26 solo) with 2 INTs and returned 21 punts for 241 yards in 10 appearances
- Collected the first of two first-team All-Big Ten honors in his career in 2022, when he started all 13 games and produced 75 tackles (56 solo) with 8 PDs and 5 INTs, including a school-record 3 INT-TDs

TRANSACTIONS

- **2024** - Drafted by PHI in 2nd round (40th overall) ... **7/24/24** - Placed on Active/Non-Football Injury (hamstring) ... **8/13/24** - Activated from Active/Non-Football Injury (hamstring)



LANDON DICKERSON

GUARD | 69



Height: 6-6 Weight: 332 DOB: Sept. 30, 1998 (Age 26)
NFL Experience: 5th Year (5th with Eagles) Draft: D2-21 (37th overall) by PHI
College: Alabama Hometown (HS): Hudson, NC (South Caldwell)

SUPER BOWL CHAMPION: 2024 (LIX) PRO BOWL: 2022, 2023, 2024

CAREER STATISTICS							
			STARTS			OFF SNAPS	
Year	Team	GP/S	LG	C	RG	No	Pct
2021	Philadelphia	14/13	12	0	1	859	77%
2022	Philadelphia	17/17	17	0	0	1,096	93%
2023	Philadelphia	16/16	16	0	0	1,046	91%
2024	Philadelphia	16/16	16	0	0	996	86%
2025	Philadelphia	1/1	0	0	0	52	83%
Totals		64/63	61	0	1	---	---
PLAYOFFS							
2021	Philadelphia	1/1	1	0	0	66	100%
2022	Philadelphia	3/3	3	0	0	201	92%
2023	Philadelphia	1/1	1	0	0	57	97%
2024	Philadelphia	4/4	3	1	0	236	88%
Totals		9/9	8	1	0	---	---



BIRDSEED

- ▶ Known as a skilled handyman who embarks on a number of do-it-yourself home projects with his wife, Brooke ... The couple runs their own home improvement page on Instagram called @dickerson_diys
- ▶ Has built an inseparable friendship with **Jordan Mailata**, who served as Landon’s best man at his wedding during the 2023 offseason
- ▶ Is an Eagle Scout ... Announced on National Signing Day in 2016 that he would finish his Eagle Scout service project installing park benches to restore a recreation center instead of enrolling in college early
- ▶ Learned discipline through martial arts at a young age ... Earned a black belt in karate when he was just 11 years old, becoming the youngest black belt in the history of the dojo that he attended
- ▶ Has supported the Eagles Autism Foundation through the league’s *My Cause My Cleats* initiative ... The foundation helps support impactful autism research and care to improve the lives of affected individuals and families while aiming to drive scientific breakthroughs

CAREER HIGHLIGHTS

- ▶ A three-time **Pro Bowl** selection (2022, ‘23, ‘24), two-time NFC Champion (2022, ‘24) and **Super Bowl LIX** Champion ... Is tied with **Brandon Brooks** (2016-21) for the most Pro Bowl nods by an Eagles guard
- ▶ Blocked for a **Super Bowl LIX**-winning OL that helped **Saquon Barkley** (2,005) become just the ninth player in NFL history to join the 2,000+ yard rushing club in 2024 ... Barkley established a league record with 2,504 rushing yards in the regular season and playoffs ... The Eagles totaled the most combined rushing yards (3,866) in NFL history

NOTES TO KNOW

- ▶ Is one of five NFL guards with Pro Bowls each year since 2022, joining **Joel Bitonio**, **Chris Lindstrom**, **Quenton Nelson** and **Joe Thuney**

2025 SEASON - EAGLES



2024 SEASON - EAGLES

- ▶ Produced his third consecutive season with **Pro Bowl** honors
- ▶ Contributed to the Eagles’ **Super Bowl LIX**-winning OL that paved the way for **Saquon Barkley**, who finished as the NFL’s rushing champion with 2,005 yards ... Barkley, who became the ninth all-time member of the league’s 2,000+ yard rushing club, set an NFL record with 2,504 rushing yards in the regular season and playoffs ... Philadelphia also combined for the most rushing yards (3,866) in league history
- ▶ Helped the Eagles set a team record in passer rating (103.4)



Nickname: Big Country ... **Hobbies:** Woodworking, hunting, fishing, working on cars, home improvement, landscaping, mowing grass and Legos ... **Bucket list:** Visit every continent ... **Guilty pleasures:** Rita's birthday cake custard ... **Memorable fan interactions:** "There was a woman at Alabama. Every single game, I mean at the team hotel, war-mups, bus ride, she was there for everything. It didn't matter if we were in Texas, Florida, Arkansas, it didn't matter." ... **Favorite movie:** *Forrest Gump* ... **Favorite meal:** Steak and sweet potato fries ... **Favorite athlete growing up:** Lawrence Taylor

COLLEGE HIGHLIGHTS

- ▶ Named the recipient of the Rimington Trophy (awarded to the nation's top center) and voted a unanimous first-team All-American and first-team All-SEC honoree as a fifth-year senior at Alabama in 2020
- ▶ Helped lead Alabama to an undefeated 2020 campaign, which culminated in a CFP National Championship ... Anchored an OL that blocked for the Power 5's top-ranked scoring offense (48.5 ppg) ... The Crimson Tide also ranked 1st in the country in pass efficiency rating (198.9) and 2nd in passing offense (358.2 ypg) and total offense (541.6 ypg)
- ▶ Received All-America honorable mention accolades from *Pro Football Focus* in 2019 ... Voted second-team All-SEC as a guard (Associated Press) and center (league's coaches) ... Paved the way for a unit that ranked 2nd in the nation in scoring offense (47.2 ppg), 3rd in passing offense (342.2 ypg) and 6th in total offense (510.8 ypg)
- ▶ Began his collegiate career at Florida State (2016-18)

TRANSACTIONS

- ▶ **2021** - Drafted by PHI in 2nd round (37th overall) ... **7/28/21** - Placed on Active/Non-Football Injury ... **8/30/21** - Activated from Active/Non-Football Injury ... **12/19/21** - Placed on Reserve/COVID-19 ... **12/24/21** - Activated from Reserve/COVID-19... **3/11/24** - Agreed to terms with PHI on 4-year contract extension



A.J. DILLON
RUNNING BACK | 29



Height: 6-0 Weight: 247 DOB: May 2, 1998 (Age 27)
NFL Experience: 6th Year (1st with Eagles) Draft: D2-20 (62nd overall) by GB Acquired: FA-GB-25
College: Boston College Hometown (HS): Groton, MA (Lawrence Academy)

CAREER STATISTICS															
			RUSHING					RECEIVING					OFF SNAPS		
Year	Team	GP/S	Att	Yds	Avg	Lg	TD	Rec	Yds	Avg	Lg	TD	TYS	No	Pct
2020	Green Bay	11/0	46	242	5.3	30t	2	2	21	10.5	16	0	263	97	9%
2021	Green Bay	17/2	187	803	4.3	36	5	34	313	9.2	50	2	1,116	476	43%
2022	Green Bay	17/3	186	770	4.1	27	7	28	206	7.4	17	0	976	537	49%
2023	Green Bay	15/6	178	613	3.4	40	2	22	223	10.1	35	0	836	494	45%
2025	Philadelphia	1/0	3	10	3.3	9	0	0	0	---	--	0	10	8	13%
Totals		61/11	600	2,438	4.1	40	16	86	763	8.9	50	2	3,191	---	---
PLAYOFFS															
2020	Green Bay	2/0	9	44	4.9	9	0	1	13	13.0	13	0	57	25	17%
2021	Green Bay	1/0	7	25	3.6	6t	1	0	0	---	--	0	25	15	27%
Totals		3/0	16	69	4.3	9	1	1	13	13.0	13	0	82	---	---
ADDITIONAL STATISTICS															
Fumbles/Lost: 3/1 - 2021 (2/1), 2022 (1/0)															

CAREER HIGHS		
Rush Attempts	21	2x, last: 11/14/21 vs. Sea.
Rushing Yards	124	12/27/20 vs. Ten.
Rushing Long	40	11/12/23 at Pit.
Rushing TDs	2	4x, last: 12/19/22 vs. LAR
Receptions	6	11/21/21 at Min.
Receiving Yards	62	11/14/21 vs. Sea.
Receiving Long	50	11/14/21 vs. Sea.
Receiving TDs	1	2x, last: 11/28/21 vs. LAR
Scrimmage Yards	129	12/27/20 vs. Ten.
Scrimmage TDs	2	4x, last: 12/19/22 vs. LAR



BIRDSEED

- ▶ Alongside his wife, Gabrielle, founded the Dillon Family Foundation ... The organization aims to empower families and combat hunger through resources, support and opportunity ... The foundation hosted its inaugural gala in 2024 that featured over 150+ guests and raised over \$100,000 to combat hunger in Wisconsin
- ▶ His grandfather, Thom Gatewood, was the first African-American football captain in Notre Dame history ... Gatewood set program records in career receptions and single-season receptions ... He also was inducted into the College Football Hall of Fame in 2015
- ▶ Has consistently supported the military by honoring and helping veterans ... In 2024, joined other Packers teammates in signing autographs to help raise money for the Salvation Army and also participated in the Packers’ Huddle for Heroes event that honored military members

CAREER HIGHLIGHTS

- ▶ Spent first four seasons of his career in Green Bay (2020-23), carrying the ball 597 times for 2,428 yards (4.1 avg.) with 16 TDs ... Also added 763 yards on 86 receptions (8.9 avg.) with 2 TDs

2025 SEASON - EAGLES

- ▶

2024 SEASON - PACKERS

- ▶ Spent the entirety of the season on Reserve/Injured

COLLEGE HIGHLIGHTS

- ▶ Played collegiately at Boston College (2017-19), concluded his career with school records in rushing yards (4,382) and all-purpose yards (4,618) ... Finished with 14 games of 150+ rushing yards, the most of any ACC player in the 20 years prior to his arrival



2025 GAME-BY-GAME STATISTICS (PHI)																
				RUSHING					RECEIVING						OFF SNAPS	
Date	Opp		GP/S	Att	Yds	Avg	Lg	TD	Rec	Yds	Avg	Lg	TD	TYS	No	Pct
Sep 4	Dal	W	1/0	3	10	3.3	9	0	0	0	---	--	0	10	8	13%
Sep 14	at KC															
Sep 21	LAR															
Sep 28	at TB															
Oct 5	Den															
Oct 9	at NYG															
Oct 19	at Min															
Oct 26	NYG															
Nov 10	at GB															
Nov 16	Det															
Nov 23	at Dal															
Nov 28	Chi															
Dec 8	at LAC															
Dec 14	LV															
Dec 20	at Was															
Dec 28	at Buf															
TBD	Was															
Totals			1/0	3	10	3.3	9	0	0	0	---	--	0	10	8	13%



► As a junior in 2019, ran for 1,685 yards on 318 carries (5.3 avg.) with 14 TDs ... Averaged 140.4 yards per game on the ground, good for 4th-most in the nation and earned him first-team All-ACC honors ... Ranked in the top-10 among NCAA active career rushing yard leaders despite playing in the fewest contests of those featured in the ranking

TRANSACTIONS

► **2020** - Drafted by GB in the 2nd round (62nd overall) ... **11/2/20** - Placed on Reserve/COVID-19 ... **12/10/20** - Activated from Reserve/COVID-19 ... **12/10/20** - Placed on Reserve/Commissioner Exempt List ... **12/12/20** - Activated from Reserve/Commissioner Exempt List ... **3/15/24** - Re-signed by GB to 1-year contract ... **8/27/24** ... Placed on Reserve/Injured (neck) ... **3/14/25** - Signed by PHI to 1-year contract



JAHAN DOTSON

WIDE RECEIVER | 2



Height: 5-11 Weight: 184 DOB: March 22, 2000 (Age 25)
NFL Experience: 4th Year (2nd with Eagles) Draft: D1-22 (16th overall) by WAS Acquired: T-Was-24
College: Penn State Hometown (HS): Nazareth, PA (Nazareth)

SUPER BOWL CHAMPION: 2024 (LIX)

CAREER STATISTICS									
			RECEIVING					OFF SNAPS	
Year	Team	GP/S	Rec	Yds	Avg	Lg	TD	No	Pct
2022	Washington	12/10	35	523	14.9	61	7	651	55%
2023	Washington	17/16	49	518	10.6	33t	4	910	82%
2024	Philadelphia	17/6	19	216	11.4	36	0	674	58%
2025	Philadelphia	1/1	3	59	19.7	51	0	29	46%
Totals		47/33	106	1,316	12.4	61	11	---	---
PLAYOFFS									
2024	Philadelphia	4/2	3	53	17.7	27	1	156	58%
Totals		4/2	3	53	17.7	27	1	---	---
ADDITIONAL STATISTICS									
Rushing: 3-(6) - 2022 (2-(-7)), 2024 (1-13)									

CAREER HIGHS		
Receptions	8	10/29/23 vs. Phi.
Receiving Yards	108	10/29/23 vs. Phi.
Receiving Long	61	12/18/22 vs. NYG
Receiving TDs	2	9/11/22 vs. Jax.



BIRDSEED

- ▶ Has supported the American Cancer Society in honor of his mother, Robin, who battled myeloma cancer, through the NFL's *My Cause My Cleats* campaign ... Also works with the league's *Crucial Catch* program to help fight cancer through early detection and risk reduction
- ▶ Prepped at Nazareth (PA) High School, where he was a three-sport athlete competing in football, basketball, and track ... Earned first-team All-USA Pennsylvania Football Team honors as a senior

CAREER HIGHLIGHTS

- ▶ A member of Philadelphia's **Super Bowl LIX**-winning team in 2024
- ▶ Originally selected by the Commanders with the 16th-overall pick in the 2022 NFL Draft ... Spent the first two seasons of his career in Washington, totaling 1,041 yards and 11 TDs on 84 receptions (12.4 avg.)

2025 SEASON - EAGLES



2024 SEASON - EAGLES

- ▶ Played in all 17 regular-season contests (six starts), recording 216 yards on 19 catches (11.4 avg.) ... Appeared in all four postseason games with two starts, logging 53 yards on 3 catches (17.7 avg.) with 1 TD

COLLEGE HIGHLIGHTS

- ▶ Played collegiately at Penn State (2018-21), appearing in 42 career games (38 starts) and totaling 183 catches (2nd-most in school history) for 2,757 yards (4th-most in school history) and 25 TDs (2nd-most in school history) ... Became the 10th player in program history to eclipse 2,000+ career receiving yards ... Posted the 2nd-most 100+ receiving yard games (11) in program history ... Set a school record for career punt return average (17.8)
- ▶ Voted a third-team All-American by the *Associated Press* and earned first-team All-Big Ten honors after producing 1,182 yards and 12 TDs on 91 receptions in 2021 ... Hauled in 3 TDs while establishing a Penn State receiving record with 242 yards vs. Maryland (11/6/21)
- ▶ Led the team in receiving with 884 yards in 2020, earning honorable mention All-America honors from *Phil Steele* ... Set a single-season mark at Penn State with a 24.6 yards per punt return average

TRANSACTIONS


- ▶ **2021** - Drafted by WAS in 1st round (16th overall) ... **8/22/24** - Acquired by PHI with 2025 5th-round draft pick from WAS in exchange for 2025 3rd-round draft pick and two 2025 7th-round draft picks

Nickname: Han ... Hobbies: Recently started golfing but considers video games his main hobby ... Loves *Call of Duty*, *Warzone* and *College Football 25* ... Alternate career choice: Would love to own an NFL team so he could be around football 24/7 ... If he could play another sport: Would play shortstop for the L.A. Dodgers ... Favorite athlete to watch: LeBron James ... Favorite TV show: *That '70s Show*




2025 GAME-BY-GAME STATISTICS (PHI)										
Date	Opp		GP/S	Rec	Yds	Avg	Lg	TD	Snaps	Pct
Sep 4	Dal	W	1/1	3	59	19.7	51	0	29	46%
Sep 14	at KC									
Sep 21	LAR									
Sep 28	at TB									
Oct 5	Den									
Oct 9	at NYG									
Oct 19	at Min									
Oct 26	NYG									
Nov 10	at GB									
Nov 16	Det									
Nov 23	at Dal									
Nov 28	Chi									
Dec 8	at LAC									
Dec 14	LV									
Dec 20	at Was									
Dec 28	at Buf									
TBD	Was									
Totals			1/1	3	59	19.7	51	0	29	46%






JAKE ELLIOTT

KICKER | 4



Height: 5-9 Weight: 167 DOB: Jan. 21, 1995 (Age 30)
NFL Experience: 9th Year (9th with Eagles) Draft: D5a-17 (153rd overall) by CIN Acquired: PS-Cin-17
College: Memphis Hometown (HS): La Grange, IL (Lyons Township)



SUPER BOWL CHAMPION: 2017 (LII), 2024 (LIX) ALL-PRO: 2023 PRO BOWL: 2022

CAREER STATISTICS															
Year	Team	GP	FG-FGA	Pct	0-19	20-29	30-39	40-49	50+	Lg	XP-XPA	Pct	Pts	KO	TB
2017	Philadelphia	15	26-31	83.9	0-0	5-5	4-7	12-13	5-6	61	39-42	92.9	117	83	42
2018	Philadelphia	16	26-31	83.9	0-0	7-7	10-11	7-8	2-5	56	33-35	94.3	111	81	57
2019	Philadelphia	16	22-26	84.6	0-0	7-7	8-8	5-7	2-4	53	35-37	94.6	101	79	52
2020	Philadelphia	16	14-19	73.7	0-0	1-3	6-6	5-5	2-5	54	24-26	92.3	66	70	46
2021	Philadelphia	17	30-33	90.9	0-0	7-7	10-10	10-13	3-3	58	44-44	100.0	134	94	61
2022	Philadelphia	16	20-23	87.0	0-0	6-6	8-9	1-2	5-6	56	51-53	96.2	111	91	63
2023	Philadelphia	17	30-32	93.8	0-0	9-9	7-8	7-7	7-8	61	45-46	97.8	135	90	73
2024	Philadelphia	17	28-36	77.8	0-0	9-9	10-11	8-9	1-7	50	47-48	97.9	131	11	9
2025	Philadelphia	1	1-1	100.0	0-0	0-0	0-0	0-0	1-1	58	3-3	100.0	6	5	0
Totals		131	198-233	86.2	0-0	51-53	63-70	55-64	29-46	61	321-334	96.2	912	604	403
PLAYOFFS															
2017	Philadelphia	3	7-7	100.0	0-0	2-2	2-2	2-2	1-1	53	7-9	77.8	28	19	13
2018	Philadelphia	2	1-1	100.0	0-0	0-0	0-0	1-1	0-0	43	3-3	100.0	6	7	2
2019	Philadelphia	1	3-3	100.0	0-0	1-1	1-1	1-1	0-0	46	0-0	---	9	4	1
2021	Philadelphia	1	0-0	---	0-0	0-0	0-0	0-0	0-0	--	1-1	100.0	1	2	1
2022	Philadelphia	3	4-4	100.0	0-0	0-0	4-4	0-0	0-0	35	12-12	100.0	24	19	11
2023	Philadelphia	1	1-1	100.0	0-0	0-0	0-0	1-1	0-0	47	0-0	---	3	3	3
2024	Philadelphia	4	10-11	90.9	0-0	2-2	4-4	3-3	1-2	50	13-16	81.3	43	32	18
Totals		15	26-27	96.3	0-0	5-5	11-11	8-8	2-3	53	36-41	87.8	114	86	49
ADDITIONAL STATISTICS															
Successful Onside Kicks: 1 - 2017 (1) Punting: 3-112 - 2020 (2-77), 2022 - (1-35) Pass Attempts: 1 - 2019 (1)															

CAREER HIGHS		
Points	16	3x, last: 2/9/25 vs. KC (SB)
FGs	5	1/8/23 vs. NYG
FG Attempts	5	1/8/23 vs. NYG
Longest FG	61	2x, last: 9/14/23 vs. Min.
Longest Attempt	61	2x, last: 9/14/23 vs. Min.
PATs	6	2x, last: 12/11/22 at NYG



BIRDSEED

- Has supported Street Tails Animal Rescue (STAR) through the NFL's *My Cause My Cleats* initiative ... The organization, where Elliott adopted his dog, Willy, is dedicated to helping the homeless, unwanted and abandoned dogs in the Philadelphia area find their forever homes ... Also represented Everytown for Gun Safety, which builds awareness and teaches people about the issues of gun violence in America
- Is a very skilled golfer who qualified for The Philadelphia Open Championship during the summer of 2022 ... The local pro-am tournament is held annually at the Philadelphia Cricket Club-Wissahickon
- Originally joined the football team at Lyons Township (IL) High School when the head coach pulled him aside after winning a student kicking competition at the school's pep rally

CAREER HIGHLIGHTS

- In 2024, produced 16 points in the 40-22 **Super Bowl LIX** victory vs. Kansas City (2/9/25), eclipsing **Don Chandler's** 57-year record (15 in 1968) and tying the record for most FGs in a Super Bowl (4) ... Established an Eagles' record for most kicking points in a postseason (43)
- Voted second-team **All-Pro** by the *Associated Press* in 2023, when he established a single-season franchise record in FG percentage (93.8%)



2025 GAME-BY-GAME STATISTICS (PHI)														
Date	Opp		FG-FGA	Pct	0-19	20-29	30-39	40-49	50+	Lg	XP-XPA	Pct	Pts	Kick by Kick
Sep 4	Dal	W	1-1	100.0	0-0	0-0	0-0	0-0	1-1	58	3-3	100.0	6	(58)
Sep 14	at KC													
Sep 21	LAR													
Sep 28	at TB													
Oct 5	Den													
Oct 9	at NYG													
Oct 19	at Min													
Oct 26	NYG													
Nov 10	at GB													
Nov 16	Det													
Nov 23	at Dal													
Nov 28	Chi													
Dec 8	at LAC													
Dec 14	LV													
Dec 20	at Was													
Dec 28	at Buf													
TBD	Was													
Totals			1-1	100.0	0-0	0-0	0-0	0-0	1-1	58	3-3	100.0	6	---

LONGEST FIELD GOALS		
Date	Opponent	Yds
9/14/23	vs. Minnesota Vikings (W, 34-28)	61
9/24/17	vs. New York Giants (W, 27-24)	61
11/26/23	vs. Buffalo Bills (W, 37-34)	59
10/10/21	at Carolina Panthers (W, 21-18)	58
9/10/23	at New England Patriots (W, 25-20)	56
1/1/23	vs. New Orleans Saints (L, 10-20)	56
11/11/18	vs. Dallas Cowboys (L, 20-27)	56
10/1/23	vs. Washington Commanders (W, 34-31)	54
1/8/23	vs. New York Giants (W, 22-16)	54
11/27/22	vs. Green Bay Packers (W, 40-33)	54
9/27/20	vs. Cincinnati Bengals (T, 23-23)	54



Hobbies: Golf ... First job: Tennis instructor ... If he could play another sport: Shortstop, Chicago Cubs ... Player he models his game after: Stephen Gostkowski ... Favorite meal: Deep dish pizza ... Favorite quote: “Success isn’t owned. It’s rented, and rent is due every day.”

- ... Also set a career high with 135 kicking points (5th in team history)
- ▶ A member of the Eagles’ Super Bowl LVII roster in 2022
 - ▶ Named to his first career **Pro Bowl** appearance following the 2021 season after producing a then-team-record 90.9% FG percentage
 - ▶ Recorded the longest FGs (43 and 46 yards) by a rookie in Super Bowl history during the 41-33 win over New England in **Super Bowl LII**
 - ▶ Connected on the longest postseason FG (53 yards) in Eagles history during the 2017 NFC Divisional Playoff victory vs. Atlanta (1/13/18)
 - ▶ Kicked a game-winning, 61-yard FG (franchise record and NFL rookie record) as time expired in the 27-24 win vs. N.Y. Giants on 9/24/17 ... Matched his Eagles record with another 61-yard FG as time expired in the first half of the 34-28 victory vs. Minnesota on 9/14/23

- NOTES TO KNOW**
- ▶ His 912 career points are the 2nd-most in team history, behind only **David Akers** (1,323, 1999-2010) ... Is the fastest player in Eagles history to reach 500 points (77 games)
 - ▶ Owns the 2nd-most career FGs (197) in franchise history, trailing only **David Akers** (294, 1999-2010) ... Has recorded the most 50+ yard FGs (29) ever recorded by an Eagle (including playoffs)

2025 SEASON - EAGLES

- ▶



2024 SEASON - EAGLES

- Kicked during the team's **Super Bowl LIX**-winning campaign ... Produced 131 points and 28 made field goals, marking the second consecutive year that he eclipsed the 130+ point mark
- Totaled 16 points during the Eagles' 40-22 **Super Bowl LIX** victory over Kansas City (2/9/25), breaking **Don Chandler**'s record set in 1968 (15) for most points scored by a kicker during a Super Bowl ... Tied a record for most made FGs in a Super Bowl (4) ... Set a club record with 43 postseason kicking points during the team's playoff run

COLLEGE HIGHLIGHTS

- A four-time Lou Groza Award semifinalist (top collegiate placekicker), including a finalist in 2015 ... Totaled a school-best 445 career points, topping **Stephen Gostkowski** (369) and **DeAngelo Williams** (362)
- During his four seasons at Memphis, ranked 2nd among NCAA kickers in points (445), behind **Zane Gonzalez** (492) ... Holds the school record for longest FG (56 yards) and kicked 4 of the 5 longest FGs in program history from 56, 54, 53 and 53 yards

TRANSACTIONS

- **2017** - Drafted by CIN in 5th round (153rd overall) ... **9/2/17** - Waived by CIN ... **9/3/17** - Signed by CIN to practice squad ... **9/12/17** - Signed by PHI from CIN practice squad ... **2/22/19** - Signed by PHI to 1-year contract ... **11/27/19** - Signed by PHI to 5-year contract extension ... **3/13/24** - Agreed to terms with PHI on 4-year contract extension



MARCUS EPPS (PS)
SAFETY | 39



Height: 6-0 Weight: 191 DOB: Jan. 27, 1996 (Age 29)
NFL Experience: 7th Year (5th with Eagles) Draft: D6b-19 (191st overall) by MIN Acquired: FA-25
College: Wyoming Hometown (HS): Huntington Beach, CA (Edison)

CAREER STATISTICS																		
			TACKLES				PASS RUSH			INTERCEPTIONS					FUMBLES		DEF SNAPS	
Year	Team	GP/S	Total	Solo	Asst	TFL	Sacks	QBH	QBP	Int	Yds	Lg	TD	PD	FF	FR	No	Pct
2019	Minnesota	8/0	1	1	0	0	0.0	0	0	0	0	--	0	0	0	0	12	2%
	Philadelphia	7/0	5	4	1	0	0.0	0	0	0	0	--	0	0	0	0	99	10%
	Totals	15/0	6	5	1	0	0.0	0	0	0	0	--	0	0	0	0	---	---
2020	Philadelphia	14/5	38	30	8	0	0.0	0	0	2	0	0	0	4	0	0	363	33%
2021	Philadelphia	16/3	56	36	20	0	0.0	0	0	1	0	0	0	5	0	0	506	45%
2022	Philadelphia	17/17	92	68	24	4	0.0	0	0	0	0	--	0	6	1	0	1,096	99%
2023	Las Vegas	17/17	66	41	25	4	0.0	0	0	0	0	--	0	3	1	1	1,031	91%
2024	Las Vegas	3/3	19	16	3	2	0.0	0	0	0	0	--	0	0	0	0	176	16%
2025	Philadelphia	1/0	0	0	0	0	0.0	0	0	0	0	--	0	0	0	0	0	0%
Totals		83/45	277	196	81	10	0.0	0	0	3	0	0	0	18	2	1	---	---
PLAYOFFS																		
2019	Philadelphia	1/0	3	2	1	0	0.0	0	0	0	0	--	0	0	0	0	13	20%
2021	Philadelphia	1/0	3	1	2	0	0.0	0	0	0	0	--	0	0	0	0	32	44%
2022	Philadelphia	3/3	13	9	4	0	0.0	0	0	0	0	--	0	0	0	0	145	95%
Totals		5/3	19	12	7	0	0.0	0	0	0	0	--	0	0	0	0	---	---
ADDITIONAL STATISTICS																		
Special Teams Tackles: 17 - 2020 (9), 2021 (6), 2022 (2) Postseason Special Teams Tackles: 1 - 2021 (1)																		

CAREER HIGHS		
Tackles	11	10/24/21 at LV
Sacks	--	---
INTs	1	3x, last: 12/5/21 at NYJ
PDs	2	2x, last: 1/8/23 vs. NYG
FFs	1	2x, last: 12/14/23 vs. LAC
FRs	1	11/19/23 at Mia.



BIRDSEED

- ▶ Embarked on his first business venture by opening a gym – EBS Performance and Fitness – with his longtime trainer, Karif Byrd, in Costa Mesa, CA, in 2021 ... Has trained with Byrd, who he affectionately refers to as his ‘uncle,’ for over 10 years and credits him as being one of the reasons why he was able to walk on at Wyoming ... The facility includes 5,000 square feet of gym space and a turf field and offers sports performance, personal training, and group fitness programs
- ▶ Previously supported Minding Your Mind through the NFL’s My Cause My Cleats initiative ... The organization is dedicated to ending stigmas and destructive behaviors associated with mental health challenges by using the power of storytelling to inspire and educate

CAREER HIGHLIGHTS

- ▶ An 7-year veteran who has seen stints with Minnesota (2019), Philadelphia (2019-22) and Las Vegas (2023-24) ... Has appeared in 82 contests (45 starts), recording 277 tackles (196 solo), 15 PDs, 10 TFLs and 3 INTs
- ▶ Started all 17 games, leading the team in defensive snaps played (1,096) and totaling career high numbers in tackles (92) and PDs (6) when the Eagles made an appearance in Super Bowl LVII

2025 SEASON - EAGLES

- ▶

2025 GAME-BY-GAME STATISTICS (PHI)												
Date	Opp		GP/S	Tot	Solo	Sk	Int	PD	FF	FR	Snap	Pct
Sep 4	Dal	W	1/0	0	0	0.0	0	0	0	0	0	0%
Sep 14	at KC											
Sep 21	LAR											
Sep 28	at TB											
Oct 5	Den											
Oct 9	at NYG											
Oct 19	at Min											
Oct 26	NYG											
Nov 10	at GB											
Nov 16	Det											
Nov 23	at Dal											
Nov 28	Chi											
Dec 8	at LAC											
Dec 14	LV											
Dec 20	at Was											
Dec 28	at Buf											
TBD	Was											
Totals			1/0	0	0	0.0	0	0	0	0	0	0%

First job: "Helping my grandma around the office. She was a lawyer."
... Bucket list: Traveling around Europe ... Biggest pet peeve: When people chew with their mouth open ... Favorite meal: Mexican food, burrito ... Favorite music/artists: "Rap, hip-hop, Nipsey Hussle, Kendrick Lamar – West Coast guys." ... Favorite athletes growing up: Troy Polamalu and LeBron James ... Moment left starstruck: "Any time I saw a pro athlete when I was younger."



2024 SEASON - RAIDERS
► Played in three contests with Las Vegas before spending the remainder of the season on Reserve/Injured

COLLEGE HIGHLIGHTS
► Started 50 career games at Wyoming after originally joining the team as a walk-on ... Voted a captain during the 2016-18 seasons and was a named a finalist for the 2018 Burlsworth Trophy, given to the nation's top walk-on ... Finished with 325 tackles, 31 PDs and 9 INTs

TRANSACTIONS
► 2019 - Drafted by MIN in 6th round (191st overall) ... 11/6/19 - Waived by MIN ... 11/7/19 - Claimed off waivers by PHI ... 11/5/20 - Placed on Reserve/COVID-19 ... 11/18/20 - Activated from Reserve/COVID-19 ... 1/3/22 - Placed on Reserve/COVID-19 ... 1/10/22 - Activated from Reserve/COVID-19 ... 3/16/23 - Signed by LV to 2-year contract ... 9/24/24 - Placed on Reserve/Injured (Torn ACL) ... 3/14/25 - Signed by NE to 1-year contract ... 8/26/25 - Released by NE ... 8/28/25 - Signed by PHI to practice squad



AUDRIC ESTIME (PS)

RUNNING BACK | 37



(pronounced AW-drick ESS-teh-may)

Height: 5-11 Weight: 227 DOB: Sept. 6, 2003 (Age 22)
NFL Experience: 2nd Year (1st with Eagles) Draft: D5-24 (147th Overall) Acquired:
College: Notre Dame Hometown (HS): Nyack, NY (St. Joseph Regional)

CAREER STATISTICS															
			RUSHING					RECEIVING						OFF SNAPS	
Year	Team	GP/S	Att	Yds	Avg	Lg	TD	Rec	Yds	Avg	Lg	TD	TYS	No	Pct
2024	Denver	13/1	76	310	4.1	21	2	5	27	5.4	13	0	337	138	13%
2025	Philadelphia	0/0	0	0	--	---	0	0	0	--	---	0	0	0	0%
Totals		13/1	76	310	4.1	21	2	5	27	5.4	13	0	337	---	---
ADDITIONAL STATISTICS															
Fumbles/Lost: 2/1 - 2024 (2/1)															

CAREER HIGHS		
Rush Attempts	14	11/10/24 at KC
Rushing Yards	53	11/10/24 at KC
Rushing Long	21	11/3/24 at Bal.
Rushing TDs	1	2x, last 1/5/2025 vs. KC
Receptions	3	11/17/24 vs. Atl.
Receiving Yards	13	12/28/24 at Cin.
Receiving Long	13	12/28/24 at Cin.
Receiving TDs	--	--
Scrimmage Yards	53	11/10/24 at KC
Scrimmage TDs	--	--



BIRDSEED

- ▶ During his time at Notre Dame, Coach Marcus Freeman would have Estime address the team in song
- ▶ Was a four-star recruit by 247Sports and Rivals, and a three-star recruit by ESPN ... Named 2020 New Jersey Football Player of the Year

CAREER HIGHLIGHTS

- ▶ Originally selected by Denver in the 5th round (147th overall) ... Appeared in 13 games his rookie season ... Rushed 310 yards (4.1 avg) and recieved 27 yards (5.4 avg)

2025 SEASON - EAGLES

- ▶

2024 SEASON - BRONCOS

- ▶ Played in 13 contests (one start) with Denver, totaling 337 yards, 2 TDs, and 5 receptions.

COLLEGE HIGHLIGHTS

- ▶ Played collgiately at Notre Dame (2021-23), totaling 2598 yards and 30 touchdowns on
- ▶ His junior year, he finished with six 100-yard rushing games, tying for 7th -most in a season in program history ... Was titled an Associated Press Second Team All-American, Sporting News Second Team All-American, and USA Today Second Team All-American ... Was titled 2023 Notre Dame Offensive Player of the Game in four appearances (Stanford, Southern Cal, Tennessee State, Central Michigan)

TRANSACTIONS

- ▶ 2024 - Drafted by DEN in 5th round (147 overall) ... 8/26/25 - Waived from DEN ... 8/29/25 - Signed by PHI to practice squad



2025 GAME-BY-GAME STATISTICS (PHI)																
				RUSHING					RECEIVING						OFF SNAPS	
Date	Opp		GP/S	Att	Yds	Avg	Lg	TD	Rec	Yds	Avg	Lg	TD	TYS	No	Pct
Sep 4	Dal	W	---	EAGLES PRACTICE SQUAD												
Sep 14	at KC															
Sep 21	LAR															
Sep 28	at TB															
Oct 5	Den															
Oct 9	at NYG															
Oct 19	at Min															
Oct 26	NYG															
Nov 10	at GB															
Nov 16	Det															
Nov 23	at Dal															
Nov 28	Chi															
Dec 8	at LAC															
Dec 14	LV															
Dec 20	at Was															
Dec 28	at Buf															
TBD	Was															
Totals			0/0	0	0	---	--	0	0	0	---	--	0	0	0	0%



LUKE FELIX-FUALALO (PS)

TACKLE | 72



(pronounced FOO-ah-lah-low)

Height: 6-7 Weight: 318 DOB: Feb. 2nd, 2002 (Age 23)
NFL Experience: Rookie (1st with Eagles) Draft: UDFA-25 by SEA Acquired: FA-25
College: Hawaii Hometown (HS): Brisbane, QLD (Mater Dei - Los Angeles, CA)

CAREER STATISTICS						
			STARTS		OFF SNAPS	
Year	Team	GP/S	LT	RT	No	Pct
2025	Philadelphia	0/0	0	0	0	0%
Totals		0/0	0	0	---	---



- BIRDSEED**
- ▶ Was labeled as college football’s “most interesting man” by ESPN in August of 2024
 - ▶ Played rugby in Australia and didn’t play football until his junior year of high school at Mater Dei ... Ranked a three star recruit by Rivals and 247sports ... Was a part of the team who ended IMG Academy’s (Fla.) 41-game winning streak
 - ▶ His mother, Denise Felix, was a professional netball player while his father played rugby for Tonga in Australia
 - ▶ Named “Luke” based off of Luke Skywalker from Star Wars
 - ▶ Earned a degree in psychology, and continued to study philosophy afterwards ... Spent time in between football and his schooling learning about the works of the Japanese masters

2025 SEASON - EAGLES

▶

- COLLEGE HIGHLIGHTS**
- ▶ Played collegiately at Utah (2019-21) and Hawai’i (2022-24) ... Appeared in 45 total contests ... During his senior year at Hawai’i, ranked 27th out of 601 offensive tackles with a pass blocking grade of 85.2 from *Pro Football Focus* ... Named to the preseason watchlist for the Polynesian College Football Player of the Year Award in 2024

- TRANSACTIONS**
- ▶ **2025** - Signed by Sea. as UDFA ... **6/16/25** - Waived by SEA ... **8/28/25** - Signed by PHI to practice squad



DALLAS GOEDERT

TIGHT END | 88

(pronounced GOD-ert)

Height: 6-5 Weight: 256 DOB: Jan. 3, 1995 (Age 30)
NFL Experience: 8th Year (8th with Eagles) Draft: D2-18 (49th overall) by PHI
College: South Dakota State Hometown (HS): Britton, SD (Britton-Hecla)



SUPER BOWL CHAMPION: 2024 (LIX)

CAREER STATISTICS									
			RECEIVING					OFF SNAPS	
Year	Team	GP/S	Rec	Yds	Avg	Lg	TD	No	Pct
2018	Philadelphia	16/8	33	334	10.1	32t	4	525	48%
2019	Philadelphia	15/9	58	607	10.5	28t	5	781	66%
2020	Philadelphia	11/9	46	524	11.4	41	3	602	53%
2021	Philadelphia	15/14	56	830	14.8	45	4	781	70%
2022	Philadelphia	12/12	55	702	12.8	31	3	735	62%
2023	Philadelphia	14/14	59	592	10.0	49	3	809	71%
2024	Philadelphia	10/10	42	496	11.8	61	2	446	39%
2025	Philadelphia	1/1	7	44	6.3	9	0	52	83%
Totals		94/77	356	4,129	11.6	61	24	---	---
PLAYOFFS									
2018	Philadelphia	2/0	2	20	10.0	10t	1	50	42%
2019	Philadelphia	1/1	7	73	10.4	17	0	67	97%
2021	Philadelphia	1/1	6	92	15.3	28	0	59	89%
2022	Philadelphia	3/3	16	141	8.8	23	1	203	93%
2023	Philadelphia	1/1	4	21	5.3	10	1	48	81%
2024	Philadelphia	4/4	17	215	12.6	31	1	235	88%
Totals		12/10	52	562	10.8	31	4	---	---
ADDITIONAL STATISTICS									
Fumbles/Lost: 6/3 - 2019 (2/2), 2021 (1/0), 2022 (1/1), 2024 (2/0)									
Rushing: 1-1 - 2023 (1-1) Postseason Rushing: 2-13 - 2024 (2-13)									
Kickoff Returns: 1-16 - 2019 (1-16) Special Teams Tackles: 5 - 2018 (3), 2019 (2)									
Postseason Special Teams Tackles: 1 - 2018 (1)									

CAREER HIGHS		
Receptions	10	9/22/24 at NO
Receiving Yards	170	9/22/24 at NO
Receiving Long	61	9/22/24 at NO
Receiving TDs	2	12/5/21 at NYJ



BIRDSEED

- Is a skilled unicyclist who used to ride in parades throughout neighborhoods around Britton, SD ... Considers learning how to ride a six-foot unicycle at 12 years old as the greatest feat of his unicycling career
- Played nine-man football lining up as a WR, RB, and LB at Britton-Hecla (SD) High School due to the small population in his hometown
- Represented Feeding America’s Backpack Program through the NFL’s *My Cause My Cleats* initiative in 2024 ... The backpack program offers families free groceries for weekends and school breaks that include healthy, easy-to-prepare food for kid-friendly meals ... Has also supported the Wawa Foundation through MCMC, championing life-saving research and care for people in need, leading hunger relief efforts, and supporting the heroes making a difference in the community

CAREER HIGHLIGHTS

- Is the Eagles’ all-time leader in postseason receptions (52)
- Paced the team in catches (17) and receiving yards (215) during Philadelphia’s **Super Bowl LIX**-winning playoff run ... Finished with the most receiving yards by a TE in a single postseason in franchise history
- Also led the Eagles with 16 receptions for 141 yards and 1 TD during the 2022 playoffs, earning a Super Bowl LVII berth ... Has been a part of six playoff teams during his first seven NFL seasons

NOTES TO KNOW

- Has totaled the 5th-most receiving yards per game (51.2) among NFL TEs since 2021, trailing only **Travis Kelce** (66.4), **George Kittle** (62.7), **Mark Andrews** (57.2) and **T.J. Hockenson** (53.9) (min. 30 games)
- Ranks 2nd among NFL TEs in YAC per reception (6.4) dating back to 2021, behind **George Kittle** (6.6) in that category (min. 200 catches)
- Has registered the 4th-most receptions (356), receiving yards (4,129) and receiving TDs (24) by a TE in franchise history

2025 SEASON - EAGLES

-

2024 SEASON - EAGLES

- Led the offense in receptions (17) and receiving yards (215) with 1 TD during Philadelphia’s **Super Bowl LIX**-winning playoff run ... Marked the most receiving yards ever by an Eagles TE in a single postseason
- Hauled in 42 passes for 496 yards and 2 TDs in 10 games during the regular season ... Tallied the 6th-most receiving yards per game (49.6) among NFL TEs, trailing only **George Kittle** (73.7), **Trey McBride** (71.6), **Brock Bowers** (70.2), **Jonnu Smith** (52.0) and **Travis Kelce** (51.4)
- Posted career highs in catches (10) and receiving yards (170) in the 15-12 win at New Orleans (9/22/24) ... Marked the most yards by an Eagles TE since **Pete Retzlaff** on 11/14/65 vs. Washington (204) ... His 61-yard gain in the fourth quarter set up the game-winning TD

COLLEGE HIGHLIGHTS

- A two-time first-team FCS All-America selection (2016-17) and two-time FCS Walter Payton Award finalist (2016-17) at South Dakota State,

2025 GAME-BY-GAME STATISTICS (PHI)										
Date	Opp		GP/S	Rec	Yds	Avg	Lg	TD	Snaps	Pct
Sep 4	Dal	W	1/1	7	44	6.3	9	0	52	83%
Sep 14	at KC									
Sep 21	LAR									
Sep 28	at TB									
Oct 5	Den									
Oct 9	at NYG									
Oct 19	at Min									
Oct 26	NYG									
Nov 10	at GB									
Nov 16	Det									
Nov 23	at Dal									
Nov 28	Chi									
Dec 8	at LAC									
Dec 14	LV									
Dec 20	at Was									
Dec 28	at Buf									
TBD	Was									
Totals			1/1	7	44	6.3	9	0	52	83%

MOST RECEIVING YARDS		
Date	Opponent	Yds
9/22/24	at New Orleans Saints (W, 15-12)	170
12/21/21	vs. Washington Commanders (W, 27-17)	135
10/8/23	at Los Angeles Rams (W, 23-14)	117
12/5/21	at New York Jets (W, 33-18)	105
9/13/20	at Washington Commanders (L, 17-27)	101
11/3/22	at Houston Texans (W, 29-17)	100

First job: Owned a lawn care company ... Surprisingly good at: Unicycling ... Favorite athletes growing up: Brett Favre and Aaron Rodgers ... Favorite TV show: The Office ... Favorite music: Country



- where he finished with the 3rd-most catches (198), 4th-most receiving yards (2,988) and 5th-most receiving TDs (21) in school history
- ▶ Over his last two years with the Jackrabbits, led all FCS TEs in catches (164) and receiving yards (2,404) while ranking 2nd in TDs (18)
 - ▶ As a senior in 2017, earned first-team All-MVFC honors after leading nationally-ranked South Dakota State with 72 receptions and 1,111 receiving yards ... Ranked 2nd on the team with 7 TDs
 - ▶ Received all-conference honors as a junior in 2016 after setting a single-season school record with 92 catches ... His 1,293 receiving yards were the 5th-most in Jackrabbits history (most by a TE)

TRANSACTIONS

- ▶ 2018 - Drafted by PHI in 2nd round (49th overall) ... 9/29/20 - Placed on Reserve/Injured (ankle) ... 10/31/20 - Activated from Reserve/Injured (ankle) ... 10/12/21 - Placed on Reserve/COVID-19 ... 10/21/21 - Activated from Reserve/COVID-19 ... 11/19/21 - Signed by PHI to 4-year contract extension ... 1/3/22 - Placed on Reserve/COVID-19 ... 1/10/22 - Activated from Reserve/COVID-19 ... 11/16/22 - Placed on Reserve/Injured (shoulder) ... 12/20/22 - Activated from Reserve/Injured (shoulder) ... 12/7/24 - Placed on Reserve/Injured (knee) ... 1/4/25 - Activated from Reserve/Injured (knee)



KYLEN GRANSON

TIGHT END | 83



Height: 6-3 Weight: 242 DOB: March 27, 1998 (Age 27)
NFL Experience: 5th Year (1st with Eagles) Draft: D4-21 (127th overall) by IND Acquired: FA-Ind-25
College: Southern Methodist Hometown (HS): Austin, TX (Westlake)

CAREER STATISTICS									
			RECEIVING					OFF SNAPS	
Year	Team	GP/S	Rec	Yds	Avg	Lg	TD	No	Pct
2021	Indianapolis	17/0	11	106	9.6	27	0	228	21%
2022	Indianapolis	13/4	31	302	9.7	32	0	408	45%
2023	Indianapolis	15/7	30	368	12.3	46	1	496	49%
2024	Indianapolis	17/6	14	182	13.0	40	0	430	40%
2025	Philadelphia	1/0	1	1	1.0	1	0	17	27%
Totals		63/17	87	959	11.0	46	1	---	---
ADDITIONAL STATISTICS									
Fumbles/Lost: 1/0 - 2022 (1/0) Rushing: 2-2 - 2022 (1-0), 2023 (1-2)									
Kickoff Returns: 1-15 - 2022 (1-15)									
Special Teams Tackles: 11 - 2022 (3), 2023 (4), 2024 (3), 2025 (1)									

CAREER HIGHS		
Receptions	5	12/24/23 at Atl.
Receiving Yards	72	12/3/23 at Ten.
Receiving Long	46	12/3/23 at Ten.
Receiving TDs	1	9/17/23 at Hou.



BIRDSEED

- Founded KG’s Kids during his time in Indianapolis ... The non-profit foundation is dedicated to empowering underserved youth through access to reading materials and books ... The signature event of the foundation is “KG’s Carnival of Books,” where kids are able to take books home for free from a wide selection of culturally diverse topics ... Also represented the foundation through the NFL’s *My Cause My Cleats* initiative from 2021-24, helping bring awareness to Indiana’s state reading test scores and working to further provide adequate materials for youth
- Is engaged to Daisy Foko, who hosts the podcast “Daiz at Night,” and has amassed over 800,000 followers on TikTok, where she discusses history, animal facts, food recommendations and more

CAREER HIGHLIGHTS

- Saw action in 62 contests (17 starts) during his first four NFL seasons with Indianapolis (2021-24) ... Totaled 958 yards on 86 catches (11.1 avg.) with 1 TD ... Appeared in over 1,500 offensive snaps and saw action on special teams

2025 SEASON - EAGLES

-

2024 SEASON - COLTS

- Appeared in all 17 games (six starts) for Indianapolis, posting 182 yards on 14 touches (13.0 avg.) in 430 offensive snaps ... Also saw action on special teams, adding 3 tackles

COLLEGE HIGHLIGHTS

- Played collegiately at Rice (2016-2017) and Southern Methodist (2019-2020) ... Tallied 129 receptions for 1,879 yards and 16 TDs for the Owls and Mustangs ... In 2020, registered 35 catches for 536 yards (15.3 avg.) and a team-high 5 TDs during his senior season at SMU en route to earning first-team All-AAC honors ... Concluded his career as Southern Methodist’s record holder for receiving TDs by a TE with 14 TD catches during his two seasons as a Mustang

TRANSACTIONS

- **2021** - Drafted by IND in 4th round (127th overall) ... **3/14/25** - Signed by PHI to 1-year contract



2025 GAME-BY-GAME STATISTICS (PHI)										
Date	Opp		GP/S	Rec	Yds	Avg	Lg	TD	Snaps	Pct
Sep 4	Dal	W	1/0	1	1	1.0	1	0	17	27%
Sep 14	at KC									
Sep 21	LAR									
Sep 28	at TB									
Oct 5	Den									
Oct 9	at NYG									
Oct 19	at Min									
Oct 26	NYG									
Nov 10	at GB									
Nov 16	Det									
Nov 23	at Dal									
Nov 28	Chi									
Dec 8	at LAC									
Dec 14	LV									
Dec 20	at Was									
Dec 28	at Buf									
TBD	Was									
Totals			1/0	1	1	1.0	1	0	17	27%





GABE HALL

DEFENSIVE TACKLE | 96



Height: 6-6 Weight: 295 DOB: Jan. 12, 2001 (Age 24)
NFL Experience: 1st Year (1st with Eagles) Draft: UDFA-24 by PHI
College: Baylor Hometown (HS): Waller, TX (Waller)

SUPER BOWL CHAMPION: 2024 (LIX) (PS)

CAREER STATISTICS																		
			TACKLES				PASS RUSH			INTERCEPTIONS					FUMBLES		DEF SNAPS	
Year	Team	GP/S	Total	Solo	Asst	TFL	Sacks	QBH	QBP	Int	Yds	Lg	TD	PD	FF	FR	No	Pct
2025	Philadelphia	1/0	0	0	0	0.0	0.0	0	0	0	0	--	0	0	0	0	5	8%
Totals		1/0	0	0	0	0.0	0.0	0	0	0	0	--	0	0	0	0	---	---

CAREER HIGHS		
Tackles	--	--
Sacks	--	--
INTs	--	---
PDs	--	---
FFs	--	---
FRs	--	---



BIRDSEED

- ▶ A three-star, dual-sport athlete out of Waller (TX) High School ... Played football and competed in track and field throwing shot put
- ▶ Majored in communications during his time at Baylor

CAREER HIGHLIGHTS

- ▶ Contributed to the Eagles Super Bowl LIX-winning roster during his rookie campaign in 2024

2025 SEASON - EAGLES

- ▶

2024 SEASON - EAGLES

- ▶ Spent his entire rookie season on Philadelphia’s practice squad

COLLEGE HIGHLIGHTS

- ▶ Played five seasons at Baylor (2019-23), recording 76 tackles (38 solo), 17 TFLs, 12.5 sacks, 3 PDs, 1 FF and 1 FR in 47 games (32 starts)
- ▶ Earned All-Big 12 honorable mention in 2022, when he recorded 36 tackles (16 solo), 5.5 TFLs, 4.5 sacks and 1 FR-TD ... Voted the Big 12 Defensive Player of the Week after posting 3.0 sacks vs. Texas Tech (10/29/22) ... In 2021, helped Baylor capture the Big 12 Championship along with a Sugar Bowl victory over Ole Miss (1/1/22) ... Registered 17 tackles (11 solo) with a career-high 7 TFLs and 6.0 sacks in 2021

TRANSACTIONS

- ▶ 2024 - Signed by PHI as UDFA ... 8/27/24 - Waived by PHI ... 8/28/24 - Signed by PHI to practice squad ... 2/14/25 - Signed by PHI to reserve/future contract



2025 GAME-BY-GAME STATISTICS (PHI)												
Date	Opp		GP/S	Tot	Solo	Sk	Int	PD	FF	FR	Snap	Pct
Sep 4	Dal	W	1/0	0	0	0.0	0	0	0	0	5	8%
Sep 14	at KC											
Sep 21	LAR											
Sep 28	at TB											
Oct 5	Den											
Oct 9	at NYG											
Oct 19	at Min											
Oct 26	NYG											
Nov 10	at GB											
Nov 16	Det											
Nov 23	at Dal											
Nov 28	Chi											
Dec 8	at LAC											
Dec 14	LV											
Dec 20	at Was											
Dec 28	at Buf											
TBD	Was											
Totals			1/0	0	0	0.0	0	0	0	0	5	8%





MYLES HINTON (IR)

TACKLE | 78



Height: 6-7 Weight: 323 DOB: Jan. 9, 2002 (Age 23)
NFL Experience: Rookie (1st with Eagles) Draft: D6b-25 (191st overall) by PHI
College: Michigan Hometown (HS): Norcross, GA (Greater Atlanta Christian)

CAREER STATISTICS						
			STARTS		OFF SNAPS	
Year	Team	GP/S	LT	RT	No	Pct
2025	Philadelphia	0/0	0	0	---	---
Totals		0/0	0	0	---	---



BIRDSEED

- ▶ Comes from a family of athletes ... His father, Chris, was an eight-time NFL All-Pro, while his brother, Christopher, was a starting DL for the Michigan Wolverines and currently plays for the Chargers ... His mother, Mya, and aunt, Anique, were basketball standouts at Northwestern
- ▶ Prepped at Greater Atlanta Christian (GA), where he was graded by 247Sports as a four-star prospect, the No. 74-ranked player nationally, the No. 6 tackle and the No. 8 player in the state of Georgia ... Helped lead the Spartans to four regional championships ... Was a three-sport athlete who also competed in basketball and track and field, earning a state championship title in discus in 2018

2025 SEASON - EAGLES



COLLEGE HIGHLIGHTS

- ▶ Saw action in 46 contests at Stanford (2020-22) and Michigan (2023-24), starting 11 games at LT and 20 at RT ... In 2024, earned All-Big Ten honorable mention honors from the league's coaches and media
- ▶ In 2023, appeared in 13 contests (five starts) for the CFP National Championship-winning Michigan Wolverines team ... Aided **Blake Corum** in setting a program single-season TD rushing record (27), a top-10 Heisman Trophy finish and earning first-team All-American honors
- ▶ Collected three varsity letters at Stanford (2020-22) after appearing in 23 games (16 starts) at RT ... In 2022, started all seven games, blocking for **Tanner McKee** when his 264 completions tied for the 5th-most single-season completions in Cardinal history

TRANSACTIONS

- ▶ **2025** - Drafted by PHI in 6th round (191st overall) ... **8/26/25** - Placed on Reserve/Injured

Nickname: Big grease ... **Hobbies:** Fishing and art ... **Little known fact:** Has drawn all of his tattoos except for one ... **If he could play another sport:** Would be a DH for the Cubs ... **Career choice outside of sports:** Would own a restaurant, says he is a "chef and a half" ... **Favorite movie:** *Interstellar* ... **Favorite sports moment:** Beating Ohio State in Columbus in 2024 ... **Favorite player to watch:** Ben Sheppard



SAM HOWELL
QUARTERBACK | 14



Height: 6'1 Weight: 225 DOB: Sept. 16, 2000 (Age 24)
NFL Experience: 4th Year (1st with Eagles) Draft: D5a-22 (144th overall) Acquired: T-Min-25
College: North Carolina Hometown (HS): Monroe, NC (Sun Valley)

CAREER STATISTICS																			
			PASSING										RUSHING					OFF SNAPS	
Year	Team	GP/S	Att	Cmp	Pct	Yds	Y/A	TD	Int	Lg	Sk/Yds	Rate	Att	Yds	Avg	Lg	TD	No	Pct
2022	Washington	1/1	19	11	57.9	169	8.9	1	1	52	3/11	83.0	5	35	7.0	10	1	66	6%
2023	Washington	17/17	612	388	63.4	3946	6.4	21	21	51t	65/449	78.9	48	263	5.5	24	5	1,061	96%
2024	Seattle	2/0	14	35.7	35.7	24	1.7	0	1	12	4/21	14.6	1	2	2.0	2	0	25	2%
2025	Philadelphia	0/0	0	0	---	0	---	0	0	--	0/0	---	0	0	---	--	0	0	0%
Totals		20/18	645	404	62.6	4139	6.4	22	23	52	72/481	77.5	54	300	5.6	24	6	---	---

CAREER HIGHS		
Pass Attempts	52	10/29/23 vs. Phi.
Completions	39	10/29/23 vs. Phi.
Passing Yards	397	10/29/23 vs. Phi.
Yards/Attempt	8.89	1/8/23 vs. Dal.
Passing Long	52	1/8/23 vs. Dal.
Passing TDs	4	10/29/23 vs. Phi.
Completion %	75.0	10/29/23 vs. Phi.
Passer Rating	119.7	10/15/23 at Atl.
Rush Attempts	6	10/1/23 at Phi.
Rushing Yards	40	10/1/23 at Phi.
Rushing Long	24	11/5/23 at NE
Rushing TDs	2	12/3/23 at Mia.



BIRDSEED

- ▶ His grandparents met in South Korea in 1960 after the Korean War, and resided in Monroe, North Carolina upon their arrival in the United States ... Grew up with Korean heritage playing a large and beneficial role on his upbringing ... Joined a small group of Korean Americans currently active in the league to promote Korean representation in the NFL
- ▶ In High School, ranked a consensus four-star prospect who was ranked the No. 2 player in the state of North Carolina, the No. 3 pro-style quarterback in the country, and the No. 87 overall player nationally by the 247Sports Composite

2025 SEASON - EAGLES

- ▶
- ▶ 2024 SEASON - SEAHAWKS
- ▶ Appeared in two contests, seeing 25 offensive snaps

COLLEGE HIGHLIGHTS

- ▶ Started all 37 games at North Carolina (2019-21) ... Threw for 10,283 yards and 92 TDs, both noted as Carolina School Records
- ▶ 3rd in ACC league history with 92 career passing TDs and the most ever by a player in three or fewer seasons ... Ranks 5th in touchdowns responsible for (111), 8th in total offense (11,292), 5th in passing yards (10,283), 2nd in passing yards per game (277.9) and 2nd in passing efficiency (164.2)
- ▶ As a junior, was a AAU Sullivan Award Finalist, Preseason ACC Player of the Year, All-ACC Honorable Mention ... Was one of three Power 5 quarterbacks to throw for 20+ touchdowns and nine interceptions ...

TRANSACTIONS

- ▶ 2022 - Drafted by WAS in 5th round (144th overall) ... 3/14/24 - Acquired by SEA from WAS with a 2024 4th-round pick and a 2024 6th-round pick in exchange for a 2024 3rd-round pick and 2024 5th-round pick ... 04/26/25 - Acquired by MIN with for a 2025 5th-round draft pick in exchange for 2025 5th-round draft pick ... 08/24/25 - Acquired by PHI with a 2026 6th-round pick in exchange for a 2026 5th-round pick and a 2027 7th-round pick



2025 Game-by-Game Statistics (PHI)																				
				Passing									Rushing					Off Snaps		
Date	Opp		GP/S	Att	Cmp	Pct	Yds	Y/A	TD	Int	Lg	Sk/Yds	Rate	Att	Yds	Avg	Lg	TD	No	Pct
Sep 4	Dal	W	0/0	DID NOT PLAY																
Sep 14	at KC																			
Sep 21	LAR																			
Sep 28	at TB																			
Oct 5	Den																			
Oct 9	at NYG																			
Oct 19	at Min																			
Oct 26	NYG																			
Nov 10	at GB																			
Nov 16	Det																			
Nov 23	at Dal																			
Nov 28	Chi																			
Dec 8	at LAC																			
Dec 14	LV																			
Dec 20	at Was																			
Dec 28	at Buf																			
TBD	Was																			
Totals			0/0	0	0	---	0	---	0	0	--	0	---	0	0	---	--	0	0	0%





CHARLEY HUGHLETT

LONG SNAPPER | 47



Height: 6-4 Weight: 248 DOB: May 16, 1990 (Age 35)
NFL Experience: 11th Year (1st with Eagles) Draft: UDFA-12 by DAL Acquired: FA-25
College: Central Florida Hometown (HS): Tampa, FL (Hillsborough)

CAREER STATISTICS					
			ST	ST Snaps	
Year	Team	GP	Tackles	No	Pct
2015	Cleveland	16	3	129	30%
2016	Cleveland	16	5	138	31%
2017	Cleveland	16	3	128	30%
2018	Cleveland	16	4	146	31%
2019	Cleveland	16	2	130	30%
2020	Cleveland	16	1	128	30%
2021	Cleveland	17	0	130	31%
2022	Cleveland	17	2	132	30%
2023	Cleveland	17	5	163	32%
2024	Cleveland	5	1	43	9%
2025	Philadelphia	1	0	7	31%
Totals		152	26	---	---
PLAYOFFS					
2020	Cleveland	2	1	18	33%
2023	Cleveland	1	0	6	21%
Totals		3	1	---	---
ADDITIONAL STATISTICS					
Forced Fumbles: 1 - 2018 (1)					



BIRDSEED

- ▶ Supported the American Diabetes Association through the NFL’s *My Cause My Cleats* program ... Represented his father, Jim, who has been battling diabetes for over 25 years and raising awareness for prediabetes symptoms ... Also promoted the Gunner Martin Foundation, which aims to provide water safety education through pamphlets, videos and more while advocating for the prevention of children drowning
- ▶ Annually volunteers as a counselor at a summer camp in Florida for children with muscular dystrophy
- ▶ Earned varsity letters in track and field and wrestling during his time at Hillsborough (FL) High School

CAREER HIGHLIGHTS

- ▶ A 10-year NFL veteran, spent 2015-24 with Cleveland ... Snapped for the Browns in 155 games while recording 27 special teams tackles

2025 SEASON - EAGLES

- ▶

2024 SEASON - BROWNS

- ▶ Saw action in five games before being placed on Reserve/Injured

COLLEGE HIGHLIGHTS

- ▶ Played collegiately at Central Florida (2008-11), where he served as a long snapper for the Golden Knights ... Started all 51 games during his four-year collegiate career and earned All-Conference-USA honors in three of his four seasons played

TRANSACTIONS

- ▶ **2012** - Signed by DAL as UDFA ... **8/27/12** - Waived by DAL ... **1/7/13** - Signed by DAL ... **5/29/13** - Waived by DAL ... **3/19/14** - Signed by NE ... **5/15/14** - Waived by NE ... **6/19/14** - Signed by JAX ... **8/25/14** - Waived by JAX ... **9/1/14** - Signed by NE to practice squad ... **9/3/14** - Waived by NE ... **9/30/14** - Signed by CLE to practice squad ... **10/7/14** - Waived by CLE ... **11/26/14** - Signed by NE to practice squad ... **11/28/14** - Waived by NE ... **12/17/14** - Signed by KC to practice squad ... **12/23/14** - Waived by KC ... **12/24/14** - Signed by CLE to active roster ... **2/16/17** - Agreed to terms with CLE on 6-year contract extension ... **11/29/21** - Placed on Reserve/COVID-19 ... **12/7/21** - Activated from Reserve/COVID-19 ... **10/28/22** - Agreed to terms with CLE on 4-year contract extension ... **10/9/2024** - Placed on Reserve/Injured (ribs) ... **2/24/25** - Released by CLE ... **3/14/25** - Signed by PHI to 1-year contract

First job: Worked at his dad’s sub shop ... **Hobbies:** Playing guitar and skateboarding ... **Surprisingly good at:** “I’m probably the most flexible person on the team.” ... **Favorite athlete growing up:** Derek Jeter ... **Favorite movie:** *Fast and Furious* ... **Favorite TV show:** *The Office*



JALYX HUNT

OUTSIDE LINEBACKER | 58

(pronounced JAY-lix)

Height: 6-3 Weight: 252 DOB: March 13, 2001 (Age 24)
NFL Experience: 2nd Year (2nd with Eagles) Draft: D3-24 (94th overall) by PHI
College: Houston Christian Hometown (HS): DeBary, FL (University)



SUPER BOWL CHAMPION: 2024 (LIX)

CAREER STATISTICS																		
			TACKLES				PASS RUSH			INTERCEPTIONS					FUMBLES		DEF SNAPS	
Year	Team	GP/S	Total	Solo	Asst	TFL	Sacks	QBH	QBP	Int	Yds	Lg	TD	PD	FF	FR	No	Pct
2024	Philadelphia	16/1	17	11	6	1	1.5	3	9	0	0	--	0	1	2	0	241	23%
2025	Philadelphia	1/1	3	1	2	1	0.0	0	5	0	0	--	0	0	0	0	39	64%
Totals		17/2	20	12	8	2	1.5	3	14	0	0	--	0	1	2	0	---	---
PLAYOFFS																		
2024	Philadelphia	4/0	9	6	3	1	1.5	3	8	0	0	--	0	0	0	0	103	38%
Totals		4/0	9	6	3	1	1.5	3	8	0	0	--	0	0	0	0	---	---
ADDITIONAL STATISTICS																		
Special Teams Tackles: 4 - 2024 (4) Postseason Special Teams Tackles: 1 - 2024 (1)																		

CAREER HIGHS		
Tackles	6	12/29/24 vs. Dal.
Sacks	1.0	2x, last: 1/19/25 vs. LAR (Div.)
INTs	--	--
PDs	1	11/10/24 at Dal.
FFs	1	2x, last: 11/14/24 vs. Was.
FRs	--	--

Hobbies: Solving puzzles, watching anime, playing video games, and listening to music ... Surprisingly good at: Drawing and painting ... If he could play another sport, what position/team: Shortstop, Baltimore Orioles ... If he could have a career outside of sports: Would be a video producer for TV shows or YouTube channels ... Favorite movie: Now You See Me ... Favorite TV show: The Office ... Favorite music/artists: Hip-hop and R&B; Aaliyah, SZA, J. Cole, The Internet



- BIRDSEED**
- ▶ Is the first Houston Christian alum to be drafted by an NFL team
 - ▶ After being fined for his sack celebration in the Super Bowl, he focused attention of fans who wanted to cover the fine towards supporting the Barbers Who Care organization to support Boys' Latin Charter School and their trips to tour colleges ... In March 2025, Hunt presented the school with a check for over \$25,000 through money raised
 - ▶ Hosted his first annual Turkey Drive at the Booker T. Washington Community Center in Chester, PA ... The event invited families in need to receive Turkeys and items they could prepare for Thanksgiving
 - ▶ Originally started his collegiate career as a safety at Cornell before experiencing a growth spurt that led him to transition to DL/LB ... Was a standout WR and DB at University (FL) High School, where he earned all-county honors after leading in yards per catch (23.8) as a senior
 - ▶ Was given his name, Jalyx, because his mother's favorite fragrance is Calyx, and everyone in his family's name begins with the letter 'J' ... Credits his love for cologne to the origin of his unique name

- CAREER HIGHLIGHTS**
- ▶ A member of Philadelphia's for Philadelphia's **Super Bowl LIX**-winning team, seeing action on defense and special teams

- 2025 SEASON - EAGLES**
- ▶

- 2024 SEASON - EAGLES**
- ▶ Appeared in 16 games during the regular season, recording 17 tackles (11 solo), 2 FFs, 1.5 sacks in 241 defensive snaps ... Also added 9 tackles (6 solo), 8 pressures and 1.5 sacks in four postseason contests
 - ▶ Recorded his first career sack and forced fumble on QB **Drew Lock** in the fourth quarter of the 28-3 win at N.Y. Giants (10/20/24)

- COLLEGE HIGHLIGHTS**
- ▶ Spent four seasons at Houston Christian (2022-23) and Cornell (2019-21) ... Combined for 162 tackles (74 solo), 20.5 TFLs, 13.5 sacks, 6 PDs, 5 FFs, 4 FRs and 1 INT-TD in 38 career games ... Finished his career at



2025 GAME-BY-GAME STATISTICS (PHI)												
Date	Opp		GP/S	Tot	Solo	Sk	Int	PD	FF	FR	Snap	Pct
Sep 4	Dal	W	1/1	3	1	0.0	0	0	0	0	39	64%
Sep 14	at KC											
Sep 21	LAR											
Sep 28	at TB											
Oct 5	Den											
Oct 9	at NYG											
Oct 19	at Min											
Oct 26	NYG											
Nov 10	at GB											
Nov 16	Det											
Nov 23	at Dal											
Nov 28	Chi											
Dec 8	at LAC											
Dec 14	LV											
Dec 20	at Was											
Dec 28	at Buf											
TBD	Was											
Totals			1/1	3	1	0.0	0	0	0	0	39	64%



- Houston Christian playing 22 contests at the hybrid/EDGE position
- ▶ Voted the Southland Conference Defensive Player of the Year in 2023 after recording 46 tackles (19 solo), 9 TFLs, 6.5 safcks, 3 PDs, 2 FFs, 2 FRs and 1 INT-TD in 10 games ... In his first season at Houston Christian in 2022, garnered second-team All-Southland Conference recognition after posting 87 tackles (39 solo), 11.5 TFLs (led conference), 7.0 sacks (2nd in conference), 3 FFs, 2 PDs and 1 FR in 11 appearances
 - ▶ Began his career at Cornell, where he played safety and produced 29 tackles (16 solo) with 1 PD and 1 FR in 17 contests

TRANSACTIONS

- ▶ 2024 - Drafted by PHI in 3rd round (94th overall)



JALEN HURTS

QUARTERBACK | 1



Height: 6-1 Weight: 223 DOB: Aug. 7, 1998 (Age 27)
NFL Experience: 6th Year (6th with Eagles) Draft: D2-20 (53rd overall) by PHI
College: Oklahoma Hometown (HS): Channelview, TX (Channelview)

SUPER BOWL CHAMPION: 2024 (LIX) SUPER BOWL MVP: 2024 (LIX) ALL-PRO: 2022 PRO BOWL: 2022, 2023

CAREER STATISTICS																			
			PASSING										RUSHING					OFF SNAPS	
Year	Team	GP/S	Att	Cmp	Pct	Yds	Y/A	TD	Int	Lg	Sk/Yds	Rate	Att	Yds	Avg	Lg	TD	No	Pct
2020	Philadelphia	15/4	148	77	52.0	1,061	7.2	6	4	81t	13/59	77.6	63	354	5.6	24	3	334	30%
2021	Philadelphia	15/15	432	265	61.3	3,144	7.3	16	9	91	26/150	87.2	139	784	5.6	31	10	954	85%
2022	Philadelphia	15/15	460	306	66.5	3,701	8.1	22	6	68	38/231	101.5	165	760	4.6	42	13	1,028	87%
2023	Philadelphia	17/17	538	352	65.4	3,858	7.2	23	15	63t	36/222	89.1	157	605	3.9	24	15	1,103	96%
2024	Philadelphia	15/15	361	248	68.7	2,903	8.0	18	5	67t	38/271	103.7	150	630	4.2	35	14	934	81%
2025	Philadelphia	1/1	23	19	82.6	152	6.6	0	0	51	1/8	94.2	14	62	4.4	15	2	63	100%
Totals		78/67	1,962	1,267	64.6	14,819	7.6	85	39	91	152/941	93.5	688	3,195	4.6	42	57	---	---
PLAYOFFS																			
2021	Philadelphia	1/1	43	23	53.5	258	6.0	1	2	35	2/14	60.0	8	39	4.9	11	0	66	100%
2022	Philadelphia	3/3	87	58	66.7	579	6.7	3	0	45t	4/8	96.9	35	143	4.1	28	5	210	96%
2023	Philadelphia	1/1	35	25	71.4	250	7.1	1	0	55	3/16	100.9	1	5	5.0	5	0	57	97%
2024	Philadelphia	4/4	91	65	71.4	726	8.0	5	1	46t	13/100	108.6	34	194	5.7	44t	5	256	96%
Totals		9/9	256	171	66.8	1,813	7.1	10	3	55	22/138	95.4	78	381	4.9	44t	10	---	---
ADDITIONAL STATISTICS																			
Fumbles/Lost: 45/16 - 2020 (9/2), 2021 (9/2), 2022 (9/2), 2023 (9/5), 2024 (9/5) Postseason Fumbles/Lost: 4/1 - 2021 (1/0), 2022 (2/1), 2024 (1/0) Receptions: 1-3 - 2020 (1-3)																			

CAREER HIGHS		
Pass Attempts	48	10/3/21 vs. KC
Completions	32	10/3/21 vs. KC
Passing Yards	387	10/3/21 vs. KC
Yards/Attempt	11.8	10/27/24 at Cin.
Passing Long	91	9/19/21 vs. SF
Passing TDs	4	2x, last: 10/29/23 at Was.
Completion %	83.9	9/19/22 vs. Min
Passer Rating	140.6	10/30/22 vs. Pit
Rush Attempts	18	2x, last: 11/21/21 vs. NO
Rushing Yards	157	11/27/22 vs. GB
Rushing Long	44t	1/19/25 vs. LAR (Div.)
Rushing TDs	3	5x, last: 1/26/25 vs. Was. (CC)
Total Yards	434	10/3/21 vs. KC
Total TDs	5	11/26/23 vs. Buf.



- BIRDSEED**
- ▶ Launched the Jalen Hurts Foundation during the spring of 2024 with a mission to strengthen communities by servicing and advancing the youth ... The “Keep it Cool” campaign has impacted thousands of students by donating money to install air conditioners in city schools ... Helps fund unique opportunities for local programs such as the KB Foundation, a youth mentorship nonprofit ... Recognized as the 2024 Philadelphia Citizen of the Year for his community outreach
 - ▶ Authored a children’s book, entitled *Better Than a Touchdown*, which will be released in March 2026 ... Making a dream of his into a reality, Hurts hopes the project strikes a chord of resilience, encourages self-belief, and resonates with kids, teachers, mentors and parents
 - ▶ Is an avid advocate of women in sports, surrounding himself with an all-female team of representatives ... Believes in empowering women and validating that they have equality in what they strive to do
 - ▶ Selected as the global flag football ambassador for the 2028 Summer Olympics, which will debut men’s and women’s flag football events ... Also supports the Eagles Girls Flag Football League Championships
 - ▶ Embraces the Eagles’ legacy of Black QBs and maintains relationships with legends such as **Randall Cunningham**, **Donovan McNabb** and **Michael Vick** ... Each of them motivated him growing up, as he used to watch their highlights for inspiration during personal workouts
 - ▶ For the NFL’s *My Cause My Cleats* initiative in 2024, visited with three patients at the Children’s Hospital of Philadelphia to design a special pair of cleats for him to wear on gameday ... The children attended the Week 14 matchup as his guests and were surprised with their own



2025 Game-by-Game Statistics (PHI)																				
				Passing										Rushing					Off Snaps	
Date	Opp		GP/S	Att	Cmp	Pct	Yds	Y/A	TD	Int	Lg	Sk/Yds	Rate	Att	Yds	Avg	Lg	TD	No	Pct
Sep 4	Dal	W	1/1	23	19	82.6	152	6.6	0	0	51	1/8	94.2	14	62	4.4	15	2	63	100%
Sep 14	at KC																			
Sep 21	LAR																			
Sep 28	at TB																			
Oct 5	Den																			
Oct 9	at NYG																			
Oct 19	at Min																			
Oct 26	NYG																			
Nov 10	at GB																			
Nov 16	Det																			
Nov 23	at Dal																			
Nov 28	Chi																			
Dec 8	at LAC																			
Dec 14	LV																			
Dec 20	at Was																			
Dec 28	at Buf																			
TBD	Was																			
Totals			1/1	19	23	82.6	152	6.6	0	0	51	1/8	94.2	14	62	4.4	15	2	63	100%

Bucket list: Meet Denzel Washington ... Desired talent: Ability to sing ... If he could play another sport, what team/position: "I'd go team up with Bryce Harper and the Phillies and play shortstop or center field." ... Moments left starstruck: Meeting Frankie Beverly and Kobe Bryant ... Favorite movies: Friday Night Lights and He Got Game ... Favorite music: Frankie Beverly and Maze, Al Green, The Isley Brothers, Anita Baker, Jaydayoungan ... Favorite meal: Seafood, boiled crawfish



shoes sporting the same design they collaborated on together

- Grew up in a proud football family ... Coached by his father, Averion, at Channelview (TX) High School ... His brother, Averion Jr., was a QB at Texas Southern and is a coach at Westfield (TX) High School ... Credits his success to the example his father set for him as a coach's kid

CAREER HIGHLIGHTS

- Voted **Super Bowl LIX MVP** after totaling 293 yards (221 passing, 72 rushing) and 3 TDs (2 passing, 1 rushing) with a 119.7 passer rating in the 40-22 win against Kansas City in 2024 ... Broke his Super Bowl QB record with 72 rushing yards (first QB to register a 100+ passer rating and 50+ rushing yards in two Super Bowls) ... Became just the seventh QB to appear in multiple Super Bowls and win a championship during their first five career seasons, joining **Troy Aikman, Tom Brady, Patrick Mahomes, Ben Roethlisberger, Kurt Warner** and **Russell Wilson**
- Selected to his second career **Pro Bowl** following the 2023 campaign, when he tied for the most rushing TDs (15) by a QB in NFL history and established team records in total yards (4,463) and total TDs (38)
- Led the Eagles to Super Bowl LVII in 2022, becoming the eighth Black QB to start in a Super Bowl ... Competing with **Patrick Mahomes** (also squared off in **Super Bowl LIX**), Super Bowl LVII was the first to feature two Black starting QBs ... Produced 374 yards (304 passing, 70 rushing) and 4 TDs, including a career-high-tying 3 rushing TDs (most by a QB and tied for the most by any player in Super Bowl history)
- Named second-team **All-Pro** by the *Associated Press*, earned his first career **Pro Bowl** honor and finished second in AP NFL MVP voting in 2022 ... Guided Philadelphia to Super Bowl LVII after going 14-1 in the regular season at 24 years old, becoming the second-youngest QB to ever win 14 games, behind **Dan Marino** with Miami in 1984 (23)
- In 2021, became the youngest Eagles QB (23 years old) to start in a playoff game (previously **Donovan McNabb** at 24 in 2000)



MOST TOTAL YARDS				
Date	Opponent	Pass	Rush	Total
10/3/21	vs. Kansas City Chiefs (L, 30-42)	387	47	434
12/27/20	at Dallas Cowboys (L, 17-37)	342	69	411
12/20/20	at Arizona Cardinals (L, 26-33)	338	63	401
12/4/22	vs. Tennessee Titans (W, 35-10)	380	12	392
9/19/22	vs. Minnesota Vikings (W, 24-7)	333	57	390
12/18/22	at Chicago Bears (W, 25-20)	315	61	376
10/8/23	at Los Angeles Rams (W, 23-14)	303	72	375
2/12/23	vs. Kansas City Chiefs (L, 35-38) (SB)	304	70	374
10/22/20	vs. New York Giants (W, 22-21)	359	14	373
9/27/21	at Dallas Cowboys (L, 21-41)	326	35	361

MOST TOTAL TOUCHDOWNS				
Date	Opponent	Pass	Rush	Total
11/26/23	vs. Buffalo Bills (W, 37-34)	3	2	5
1/26/25	vs. Washington Commanders (W, 55-23) (CC)	1	3	4
11/10/24	at Dallas Cowboys (W, 34-6)	2	2	4
10/27/24	at Cincinnati Bengals (W, 37-17)	1	3	4
10/29/23	at Washington Commanders (W, 38-31)	4	0	4
2/12/23	vs. Kansas City Chiefs (L, 35-38) (SB)	1	3	4
12/4/22	vs. Tennessee Titans (W, 35-10)	3	1	4
10/30/22	vs. Pittsburgh Steelers (W, 35-13)	4	0	4
12/20/20	at Arizona Cardinals (L, 26-33)	3	1	4



NOTES TO KNOW

- ▶ Owns the highest QB winning percentage (.792, 38-10) in the NFL since 2022 ... His .701 (47-20) career winning percentage is the 7th-best since the 1970 merger
- ▶ Ranks 2nd in the NFL with 107 total TDs since 2022, trailing only **Josh Allen** (130) ... Is one of three QBs to post 25+ total TDs in each of the last four seasons (since 2021), joining Allen and **Patrick Mahomes**
- ▶ Has registered 12,671 total yards since 2022, ranking 7th in the NFL ... Joins **Josh Allen**, **Joe Burrow**, **Jared Goff** and **Patrick Mahomes** as the only QBs to produce 10,000+ total yards and 100+ total TDs during that span
- ▶ Leads the entire league with 54 rushing TDs since 2021, including 10+ rushing TDs in four consecutive seasons (NFL QB record) ... His 55 career rushing TDs are the 3rd-most by a QB in history, behind **Cam Newton** (75, 2011-21) and **Josh Allen** (67) ... Additionally has recorded the most career games with 2+ rushing TDs (16) by a QB

2025 SEASON - EAGLES



2024 SEASON - EAGLES

- ▶ Earned **Super Bowl LIX MVP** accolades after guiding Philadelphia to a 40-22 victory vs. Kansas City (2/9/25) ... Combined for 293 yards (221 passing, 72 rushing) and 3 TDs (2 passing, 1 rushing) while completing 17-of-22 (77.3%) attempts for a 119.7 passer rating and breaking his own Super Bowl QB record with 72 rushing yards ... Became just the second QB to post a 115+ passer rating with 50+ rushing yards in a Super Bowl, joining **Joe Montana** in Super Bowl XIX (1/20/85)
- ▶ Amassed 36 total TDs with 4 giveaways in 13 games after the Eagles' bye week (including playoffs) ... In that span, connected on 223-of-320 (69.7%) attempts for 2,699 yards, 19 TDs, 2 INTs and a 112.5 passer rating, while rushing for 661 yards and 17 TDs ... With 10 total TDs in Philadelphia's four playoff games, became the first NFL QB to register 5+ passing TDs and 5+ rushing TDs in a single postseason
- ▶ Recorded a season-high-tying 4 TDs (1 passing, 3 rushing) with a 110.1 rating on 20-of-28 (71.4%) passing in the 55-23 win vs. Washington in the NFC Championship (1/26/25) ... Philadelphia established an NFL conference championship record in points scored that game
- ▶ Set career highs in completion percentage (68.7%) and passer rating (103.7) during the regular season ... In total, combined for 32 TDs (18 passing, 14 rushing) and 3,533 yards (2,903 passing, 630 rushing)
- ▶ Became the sixth QB since the 1970 merger to record a 115+ passer rating in five consecutive games during Weeks 6-10, including a season-best 132.5 rating in the 37-17 victory at Cincinnati (10/27/24)

COLLEGE HIGHLIGHTS

- ▶ Started 42 of 56 games at Alabama (2016-18) and Oklahoma (2019), posting a 38-4 record ... Threw for 9,477 yards and 80 TDs on 682-of-1,047 (65.1%) passing, while rushing for 3,274 yards and 43 TDs
- ▶ As a senior at Oklahoma, finished as the runner-up for the Heisman Trophy and also earned All-America and first-team All-Big 12 honors ... Tallied 5,149 total yards (3,851 passing, 1,298 rushing) ... Set school records for rushing yards and points scored (126) by a QB
- ▶ Rallied Alabama to the 2018 SEC Championship as a junior ... Helped the Crimson Tide win a CFP National Championship in 2017

TRANSACTIONS

- ▶ **2020** - Drafted by PHI in 2nd round (53rd overall) ... **4/17/23** - Agreed to terms with PHI on 5-year contract extension



ADOREE' JACKSON
CORNERBACK | 8

(pronounced uh-DOOR-ee)



Height: 5-11 Weight: 185 DOB: Sep. 18, 1995 (Age 29)
NFL Experience: 9th Year (1st with Eagles) Draft: D1b-17 (18th overall) by TEN Acquired: FA-NYG-25
College: USC Hometown (HS): Gardena, CA (Junipero Serra)

CAREER STATISTICS																		
			TACKLES				PASS RUSH			INTERCEPTIONS					FUMBLES		DEF SNAPS	
Year	Team	GP/S	Total	Solo	Asst	TFL	Sacks	QBH	QBP	Int	Yds	Lg	TD	PD	FF	FR	No	Pct
2017	Tennessee	16/16	70	61	9	1	0.0	0	0	0	0	--	0	17	3	0	1,020	94%
2018	Tennessee	16/13	72	66	6	2	0.0	0	0	2	7	7	0	10	0	2	957	91%
2019	Tennessee	11/10	45	39	6	3	0.0	0	0	0	0	--	0	6	0	0	576	52%
2020	Tennessee	3/2	12	9	3	0	0.0	0	0	0	0	--	0	0	0	0	154	14%
2021	N.Y. Giants	13/12	62	47	15	1	0.0	0	0	1	10	10	0	8	0	0	814	70%
2022	N.Y. Giants	10/10	51	40	11	2	0.0	0	0	0	0	--	0	7	1	2	554	49%
2023	N.Y. Giants	14/14	63	49	14	0	0.0	0	0	1	76	76t	1	8	1	0	792	70%
2024	N.Y. Giants	14/5	28	18	10	1	0.0	0	0	0	0	--	0	5	1	1	427	39%
2025	Philadelphia	1/1	7	5	2	0	0.0	0	0	0	0	--	0	1	0	0	42	69%
Totals		98/83	410	334	76	10	0.0	0	0	4	93	76t	1	62	6	5	---	---
PLAYOFFS																		
2017	Tennessee	2/2	7	6	1	0	0.0	0	0	0	0	--	0	0	0	0	133	97%
2019	Tennessee	3/3	9	8	1	0	0.0	0	0	0	0	--	0	5	0	0	216	96%
2020	Tennessee	1/1	8	8	0	0	0.0	0	0	0	0	--	0	0	0	0	63	97%
2022	N.Y. Giants	2/2	14	11	3	1	0.0	0	0	0	0	--	0	0	0	0	119	94%
Totals		8/8	38	33	5	1	0.0	0	0	0	0	--	0	5	0	0	---	---
ADDITIONAL STATISTICS																		
Kickoff Returns: 27-601 - 2017 (25-578), 2019 (2-23) Punt Returns: 56-469: 2017 (34-290), 2018 (16-148), 2019 (3-26), 2022 (3-5) Special Teams Tackles: 1 - 2018 (1)																		
Postseason Kickoff Returns: 6-126 - 2017 (6-126) Postseason Punt Returns: 4-18 - 2017 (4-18) Rushing: 5-55: 2017 (5-55)																		

CAREER HIGHS		
Tackles	12	11/24/19 vs. Jax.
Sacks	--	--
INTs	1	4x, last: 12/25/23 at Phi.
PDs	2	14x, last: 12/25/23 at Phi.
FFs	1	4x, last: 12/15/24 vs. Bal.
FRs	2	11/11/28 vs. NE



BIRDSEED

- ▶ Has a close relationship with his mother, Vianca Jackson ... Vianca was diagnosed with breast cancer in May 2015, but through chemotherapy and lumpectomy surgery, she is cancer free
- ▶ Co-founded Kor Media Entertainment along with his business partners,- James Moore and Jay Levine ... The Los Angeles based entertainment agency serves under Warner Brothers Digital
- ▶ Grew up in Illinois before moving to California prior to his sophomore year of high school ... Originally attended Junipero Sierra (CA) High School to run track, but after making a one-hand catch over multiple defenders on a side field, he drew the attention of the coaches ... His coaches joked that they only needed to see him practice for about 20 minutes to see that he would play varsity at a high level

CAREER HIGHLIGHTS

- ▶ An eight-year NFL veteran who previously played with Tennessee (2017-20) and the N.Y. Giants (2021-24) ... Saw action in 97 games (82 starts), recording 403 tackles (329 solo), 61 PDs, 10 TFLs, 6 FFs, 5 FRs during those stints ... Has also played in eight postseason games, posting 38 tackles (33 solo) and 5 PDs



2025 GAME-BY-GAME STATISTICS (PHI)												
Date	Opp		GP/S	Tot	Solo	Sk	Int	PD	FF	FR	Snap	Pct
Sep 4	Dal	W	1/1	7	5	0.0	0	1	0	0	42	69%
Sep 14	at KC											
Sep 21	LAR											
Sep 28	at TB											
Oct 5	Den											
Oct 9	at NYG											
Oct 19	at Min											
Oct 26	NYG											
Nov 10	at GB											
Nov 16	Det											
Nov 23	at Dal											
Nov 28	Chi											
Dec 8	at LAC											
Dec 14	LV											
Dec 20	at Was											
Dec 28	at Buf											
TBD	Was											
Totals			1/1	7	5	0.0	0	1	0	0	42	69%

2025 SEASON - EAGLES



2024 SEASON - GIANTS

- ▶ Played in 14 contests (five starts) with New York, totaling 28 tackles (18 solo), 5 PDs, 1 FF and 1 FR in 427 defensive snaps

COLLEGE HIGHLIGHTS

- ▶ Played collegiately at USC (2014-16), where he impacted the Trojans team as a CB, WR and returner ... Tallied 139 tackles (113 solo) with 6 TFLs, 6 INTs, 3 FRs and 2 FFs on defense ... On the offensive end, he caught 39 passes for 628 yards (16.1 avg.) with 6 receiving TDs ... Was the first three-way player at USC in almost 20 years and won the 2016 Thorpe Award (nation’s best defensive back) while being a finalist for the 2016 Hornung Award (nation’s most versatile player)
- ▶ As a returner, finished first on USC’s career kickoff return list (2,141 yards) and 4 KR-TDs ... Also posted 578 career punt return yards on 46 returns (12.6) with 4 TDs (T-most in school history)

TRANSACTIONS

- ▶ **2017** - Drafted by TEN in 1st round (18th overall) ... **5/1/20** - 5th-year option exercised by TEN ... **9/14/20** - Placed on Reserve/Injured (knee) ... **11/11/20** - Activated from Reserve/Injured (knee) ... **3/16/21** - Released by TEN ... **3/22/21** - Signed by NYG to 3-year contract ... **12/16/21** - Placed on Reserve/COVID-19 ... **12/29/21** - Activated from Reserve/COVID-19 ... **8/31/24** - Re-signed by NYG to 1-year contract ... **3/19/25** - Signed by PHI to 1-year contract



E.J. JENKINS (PS)

TIGHT END | 84



Height: 6-6 Weight: 245 DOB: Nov. 3, 1998 (Age 26)
NFL Experience: 2nd Year (2nd with Eagles) Draft: UDFA-23 by NYJ Acquired: FA-24
College: Georgia Tech Hometown (HS): Fredricksburg, VA (Chancellor)

SUPER BOWL CHAMPION: 2024 (LIX)

CAREER STATISTICS									
			RECEIVING					OFF SNAPS	
Year	Team	GP/S	Rec	Yds	Avg	Lg	TD	No	Pct
2024	Philadelphia	8/0	1	7	7.0	7t	1	95	8%
2025	Philadelphia	0/0	0	0	---	--	0	0	0%
Totals		8/0	1	7	7.0	7t	1	---	---
PLAYOFFS									
2024	Philadelphia	4/0	0	0	---	--	0	17	6%
Totals		4/0	0	0	---	--	0	---	---

CAREER HIGHS		
Receptions	1	1/5/25 vs. NYG
Receiving Yards	7	1/5/25 vs. NYG
Receiving Long	7t	1/5/25 vs. NYG
Receiving TDs	1	1/5/25 vs. NYG



BIRDSEED

- ▶ Originally played WR in college prior to moving to TE in the NFL
- ▶ Prepped at Chancellor (VA) High School, where he set the records for career receiving yards, career receiving TDs, most TDs in a season and most receiving TDs in a single game ... Also played basketball in high school, averaging 21.5 points and 12 rebounds as a senior

CAREER HIGHLIGHTS

- ▶ Spent time on the Eagles practice squad and on the active roster during the 2024 **Super Bowl LIX**-winning season for Philadelphia, playing in eight regular-season contests and in all four postseason games
- ▶ Entered the NFL as an undrafted rookie with the Jets in 2023 ... Spent time on the Eagles' and Raiders' practice squads in his first year

2025 SEASON - EAGLES



2024 SEASON - EAGLES

- ▶ Saw action in eight contests on offense and special teams during his first year with Philadelphia, playing 95 offensive snaps and 91 special teams snaps
- ▶ Caught his first career TD on a 7-yard pass from **Tanner McKee** in the Eagles 20-13 win versus the N.Y. Giants (1/5/25)

COLLEGE HIGHLIGHTS

- ▶ Played in 46 career games during stints with St. Francis (PA) (2017-20), South Carolina (2021) and Georgia Tech (2022) ... Finished his collegiate career with 1,264 yards and 18 TDs on 69 catches (18.3 avg.)
- ▶ As a senior at Georgia Tech in 2022, appeared in 12 games (11 starts) and posted 316 yards and 3 TDs on 17 receptions (18.6 avg.)
- ▶ Hauled in 44 passes for 831 yards in two years of action at St. Francis (PA) ... Earned All-NEC honors in 2019, when he registered 779 yards and a school-record 13 TDs on 39 receptions (20.0 avg.)

TRANSACTIONS

- ▶ **2023** - Signed by NYJ as UDFA ... **8/29/23** - Waived by NYJ ... **11/1/23** - Signed by PHI to practice squad ... **11/14/23** - Released by PHI from practice squad ... **1/2/24** - Signed by LV to practice squad ... **1/18/24** - Signed by PHI to reserve/future contract ... **8/27/24** - Waived by PHI ... **8/28/24** - Signed by PHI to practice squad ... **9/6/24** - Elevated by PHI from practice squad for Week 1 vs. Green Bay ... **9/16/24** - Elevated by PHI from practice squad for Week 2 vs. Atlanta ... **10/2/24** - Elevated by PHI from practice squad for Week 9 vs. Jacksonville ... **12/7/24** - Signed by PHI to active roster from practice squad ... **8/25/25** - Waived by PHI ... **8/27/25** - Signed by PHI to practice squad



2025 GAME-BY-GAME STATISTICS (PHI)										
Date	Opp		GP/S	Rec	Yds	Avg	Lg	TD	Snaps	Pct
Sep 4	Dal	W	---	EAGLES PRACTICE SQUAD						
Sep 14	at KC									
Sep 21	LAR									
Sep 28	at TB									
Oct 5	Den									
Oct 9	at NYG									
Oct 19	at Min									
Oct 26	NYG									
Nov 10	at GB									
Nov 16	Det									
Nov 23	at Dal									
Nov 28	Chi									
Dec 8	at LAC									
Dec 14	LV									
Dec 20	at Was									
Dec 28	at Buf									
TBD	Was									
Totals			0/0	0	0	---	--	0	0	0%





BRANDON JOHNSON (PS)

CORNERBACK | 35



Height: 5-10 Weight: 185 DOB: March 25, 2003 (Age 22)
NFL Experience: Rookie (1st with Eagles) Draft: UDFA-25 by PHI
College: Oregon Hometown (HS): Newton, NC (Newton-Conover)

CAREER STATISTICS																		
			TACKLES				PASS RUSH			INTERCEPTIONS					FUMBLES		DEF SNAPS	
Year	Team	GP/S	Total	Solo	Asst	TFL	Sacks	QBH	QBP	Int	Yds	Lg	TD	PD	FF	FR	No	Pct
2025	Philadelphia	0/0	0	0	0	0.0	0.0	0	0	0	0	--	0	0	0	0	---	---
Totals		0/0	0	0	0	0.0	0.0	0	0	0	0	--	0	0	0	0	---	---

CAREER HIGHS		
Tackles	--	---
Sacks	--	---
INTs	--	---
PDs	--	---
FFs	--	---
FRs	--	---



BIRDSEED

- ▶ Comes from an athletic family background ... His father, Wayne, played four seasons at Lenoir-Rhyne University (1991-94), while his mother, Alanda, played basketball at Lenoir-Rhyne, eclipsing the 1,000+ point mark and finishing her collegiate career as the program’s all-time leader in steals with 336
- ▶ Graduated from Duke with a degree in sociology before attending the University of Oregon

2025 SEASON - EAGLES

▶

COLLEGE HIGHLIGHTS

- ▶ Played collegiately at Duke (2021-23) and Oregon (2024), appearing in 51 contests (34 starts) across the two programs, registering 173 tackles (93 solo), 20.5 TFLs, 19 PDs, 8.0 sacks, 4 FRs and 3 INTs
- ▶ In 2024, played in 14 games (eight starts), recording 45 tackles (23 solo), 6 PDs, 4.5 TFLs and 1 INT ... Helped the Ducks win the Big Ten Championship in the program’s inaugural season with the conference while earning an appearance in the Rose Bowl
- ▶ As a sophomore at Duke in 2022, posted 55 tackles (30 solo), 9 PDs, 7.5 TFLs, 5.5 sacks, 2 INTs and 1 INT-TD in 13 contests (13 starts) en route to earning All-ACC Honorable Mention honors

TRANSACTIONS

- ▶ 2025 - Signed by PHI as UDFA... 8/25/25 - Waived by PHI ... 8/27/25 - Signed by PHI to practice squad



2025 GAME-BY-GAME STATISTICS (PHI)												
Date	Opp		GP/S	Tot	Solo	Sk	Int	PD	FF	FR	Snaps	Pct
Sep 4	Dal	W	---	EAGLES PRACTICE SQUAD								
Sep 14	at KC											
Sep 21	LAR											
Sep 28	at TB											
Oct 5	Den											
Oct 9	at NYG											
Oct 19	at Min											
Oct 26	NYG											
Nov 10	at GB											
Nov 16	Det											
Nov 23	at Dal											
Nov 28	Chi											
Dec 8	at LAC											
Dec 14	LV											
Dec 20	at Was											
Dec 28	at Buf											
TBD	Was											
Totals			0/0	0	0	0.0	0	0	0	0	0	0%





FRED JOHNSON

TACKLE | 74



Height: 6-7 Weight: 326 DOB: June 5, 1997 (Age 28)
NFL Experience: 7th Year (3rd with Eagles) Draft: UDFA-19 by PIT Acquired: T-Jax-25
College: Florida Hometown (HS): Royal Palm Beach, FL (Royal Palm Beach)

SUPER BOWL CHAMPION: 2024 (LIX)

CAREER STATISTICS							
			STARTS			OFF SNAPS	
Year	Team	GP/S	LT	RG	RT	No	Pct
2019	Cincinnati	6/1	1	0	0	146	13%
2020	Cincinnati	12/6	3	2	1	491	46%
2021	Cincinnati	5/1	0	0	1	90	8%
2022	Tampa Bay	5/0	0	0	0	2	1%
2023	Philadelphia	17/0	0	0	0	35	3%
2024	Philadelphia	17/6	5	0	1	481	42%
2025	Philadelphia	1/0	0	0	0	0	0%
Totals		63/14	9	2	3	---	---
PLAYOFFS							
2023	Philadelphia	1/0	0	0	0	2	3%
2024	Philadelphia	4/0	0	0	0	17	6%
Totals		5/0	0	0	0	---	---
ADDITIONAL STATISTICS							
Fumble Recoveries: 1 - 2024 (1)							



First job: Worked at an insurance claim call center ... Bucket list: Travel to all seven wonders of the world and visit each continent ... Jersey number significance: "74 is a number I want to keep throughout my career. It means a lot." ... His grandfather passed at age 74, while Fred wore No. 74 at the time ... Favorite TV show: Friends

BIRDSEED

- Represented Eagles Autism Foundation through the NFL’s *My Cause My Cleats* initiative ... The foundation helps support impactful autism research and care to improve the lives of affected individuals and families while aiming to drive scientific breakthroughs
- During his time in college at Florida, mentored youth in juvenile detention centers through the VERB Kind program ... VERB Kind encourages individuals to give at-risk youth a second chance through mentoring, education and connecting them with community resources
- Named to the 2018 SEC Football Community Service Team in recognition of the hours he dedicated to community service with 17 different organizations ... Also received a spot on the 2018 Wuerffel Trophy Watch List in honor of his work in the community

CAREER HIGHLIGHTS

- A member of the Eagles’ 2024 roster that won **Super Bowl LIX**
- Contributed to the Eagles’ practice squad during the 2022 campaign, when Philadelphia appeared in Super Bowl LVII ... Also a part of the Bengals’ 2021 roster that advanced to Super Bowl LVI
- Has appeared in 52 games (11 starts at LT, RG and RT) through six NFL seasons with Cincinnati, Tampa Bay and Philadelphia
- Entered the NFL as a UDFA with Pittsburgh in 2019

2025 SEASON - EAGLES

►

2024 SEASON - EAGLES

- Appeared in all 17 regular season and four postseason contests (six starts) for Philadelphia ... Contributed to the offensive line that blocked for RB **Saquon Barkley**, who set the Eagles single-season rushing record and became the ninth NFL player to rush for 2000+ yards

COLLEGE HIGHLIGHTS

- Played in 44 career contests and made 31 starts across four seasons at Florida ... During his career, started games at RG and RT

TRANSACTIONS

- **2019** - Signed by PIT as UDFA ... **10/11/19** - Waived by PIT ... **10/14/19** - Claimed off waivers by CIN ... **11/6/20** - Placed on Reserve/COVID-19 ... **11/20/20** - Activated from Reserve/COVID-19 ... **3/22/22** - Signed by CIN to reserve/future contract ... **3/23/22** - Waived by CIN ... **4/4/22** - Signed by TB to reserve/future contract ... **11/1/22** - Waived by TB ... **11/8/22** - Signed by PHI to practice squad ... **2/16/23** - Signed by PHI to reserve/future contract ... **8/24/23** - Signed by PHI to 2-year contract ... **3/19/25** - Signed by JAX to 1-year contract ... **8/24/25** - Acquired by PHI in exchange for a 2026 7th-round pick



LANE JOHNSON

TACKLE | 65



Height: 6-6 Weight: 325 DOB: May 8, 1990 (Age 35)
NFL Experience: 13th Year (13th with Eagles) Draft: D1-13 (4th overall) by PHI
College: Oklahoma Hometown (HS): Groveton, TX (Groveton)

SUPER BOWL CHAMPION: 2017 (LII), 2024 (LIX) ALL-PRO: 2017, 2021, 2022, 2023, 2024 PRO BOWL: 2017, 2018, 2019, 2022, 2023, 2024

CAREER STATISTICS						
			STARTS		OFF SNAPS	
Year	Team	GP/S	LT	RT	No	Pct
2013	Philadelphia	16/16	0	16	1,102	100%
2014	Philadelphia	12/12	0	12	889	76%
2015	Philadelphia	16/16	2	14	1,156	100%
2016	Philadelphia	6/6	0	6	407	36%
2017	Philadelphia	15/15	0	15	964	85%
2018	Philadelphia	15/15	0	15	962	88%
2019	Philadelphia	12/12	0	12	773	65%
2020	Philadelphia	7/7	0	7	404	36%
2021	Philadelphia	13/13	0	13	821	73%
2022	Philadelphia	15/15	0	15	974	83%
2023	Philadelphia	16/16	0	16	981	86%
2024	Philadelphia	15/15	0	15	937	81%
2025	Philadelphia	1/1	0	1	63	100%
Totals		159/159	2	157	---	---
PLAYOFFS						
2013	Philadelphia	1/1	0	1	58	100%
2017	Philadelphia	3/3	0	3	207	100%
2018	Philadelphia	2/2	0	2	119	100%
2019	Philadelphia	0/0	0	0	0	0%
2021	Philadelphia	1/1	0	1	43	65%
2022	Philadelphia	3/3	0	3	202	92%
2023	Philadelphia	1/1	0	1	57	97%
2024	Philadelphia	4/4	0	4	253	94%
Totals		15/15	0	15	---	---
ADDITIONAL STATISTICS						
Receiving TDs: 1 - 2021 (1)						



BIRDSEED

- Nominated by the Eagles as their Walter Payton NFL Man of the Year candidate in 2023 ... The award is considered the league’s most prestigious honor and recognizes players who have exhibited excellence on the field as well as a passion to impact the lives of others in their community ... Advocates for mental health awareness while raising money for numerous charities ... Has represented the Travis Manion Foundation, Waterboys, Merging Vets & Players, and Feherty’s Troops First Foundation through the NFL’s *My Cause My Cleats* initiative
- Opened up about his struggles with anxiety and depression in 2021 ... Aimed to help further the conversation about mental health with professional athletes ... Diagnosed with an anxiety disorder in 2008
- Recorded three holiday albums – *A Philly Special Christmas* (2022), *A Philly Special Christmas Special* (2023), and *A Philly Special Christmas Party* (2024) – with **Jason Kelce** and **Jordan Mailata** to raise millions of dollars for local charities ... In 2024, Operation Snowball provided gifts to every student in the Philadelphia public school system ... The success of the hit projects even led to *Billboard* 200 music rankings
- Co-created the OL Masterminds Summit with his friend and OL guru Duke Manyweather in 2018 ... The annual meeting brings together OL from the NFL and college to discuss the technical and mental aspects of their craft, invest in each other and advance OL appreciation
- Converted a horse barn on his property into a world-class home gym that is famously known as the “Bro Barn” ... Hosts groups of Eagles and other NFL players for competitive workouts in the offseason
- Began his collegiate career at Kilgore College (TX), where he served as the Rangers’ QB playing at a 202-pound weight ... After transferring to Oklahoma as a TE in 2009, he redshirted for one year before playing TE and DE in 2010 ... Later settled in as a RT in 2011 prior to moving to the left side of the OL as a senior during the 2012 campaign

CAREER HIGHLIGHTS

- A six-time **Pro Bowl** selection (2017, ‘18, ‘19, ‘22, ‘23, ‘24), five-time *Associated Press* **All-Pro** honoree (2017, ‘21, ‘22, ‘23, ‘24), three-time NFC Champion (2017, ‘22, ‘24) and two-time Super Bowl Champion (**Super Bowl LII** and **Super Bowl LIX**) ... One of just three players in franchise history to win multiple Super Bowls with the team (only Eagles OL)
- Is one of only two Eagles OTs to earn five AP All-Pro accolades, along with **Bob Brown** (five, 1964-68) ... Also selected to the 2nd-most Pro Bowls by an OT in franchise history, behind **Jason Peters** (seven)
- Joined **Jason Peters** (2013-16) and **Frank “Bucko” Kilroy** (1953-55) as the only Eagles OTs to register three consecutive Pro Bowl appearances, having accomplished the feat twice (2017-19 and 2022-24)
- Anchored the **Super Bowl LIX**-winning OL that helped pave the way for **Saquon Barkley** (2,005) to become the ninth member of the league’s 2,000+ yard rushing club in 2024 ... Barkley set an NFL record rushing for 2,504 yards in the regular season and playoffs ... Philadelphia finished with the most combined rushing yards (3,866) in NFL history
- Has blocked for two NFL rushing champions, opening lanes for **LeSean McCoy** in 2013 (1,607) and **Saquon Barkley** in 2024 (2,005)

First job: Grave digger in high school ... **Biggest pet peeve:** Drivers that take a long time to make a turn ... **Hobbies:** Hunting and fishing ... **Favorite teams/athletes growing up:** Houston Rockets, Green Bay Packers and Brett Favre ... **If he could play another sport, what position/team:** Small forward, Houston Rockets ... **Favorite movie:** *Forrest Gump* ... **Favorite TV show:** *Impractical Jokers* ... **Three favorite throwback jerseys:** Hakeem Olajuwon, Rockets; Michael Vick, Falcons; Bo Jackson, Raiders



NOTES TO KNOW

- ▶ Owns the highest *PFF* pass-blocking grade (85.3) among NFL RTs since 2023 ... Is also 2nd among RTs in knockdown percentage (0.6%) and pressure percentage (4.2%) (min. 1,000 pass-blocking snaps)

2025 SEASON - EAGLES



2024 SEASON - EAGLES

- ▶ Voted to his sixth career **Pro Bowl** and received his fifth career **All-Pro** selection after leading all NFL RTs in *PFF* pass-blocking grade (88.1), knockdown percentage (0.2%) and pressure percentage (2.2%) ... Allowed 0 sacks and 1 QB hit in 451 pass-blocking opportunities
- ▶ Captained an Eagles OL that helped win the **Super Bowl LIX** Championship while blocking for **Saquon Barkley**, who paced the league with 2,005 rushing yards ... Barkley, who became the ninth all-time player to rush for 2,000+ yards in a season, also set an NFL record with 2,504 rushing yards in the regular season and playoffs ... Philadelphia registered the most combined rushing yards (3,866) in league history
- ▶ Helped the Eagles set a team record with a 103.4 passer rating

COLLEGE HIGHLIGHTS

- ▶ As a senior in 2012, started 11 games at LT and garnered third-team All-America honors from CBSSports.com and second-team All-Big 12 recognition from the league's coaches ... Anchored a Sooners offense that ranked 12th in the nation with 497.9 yards per game ... Posted 123 knockdowns and led the Big 12 with 19 TD-resulting blocks
- ▶ Started 12 games at RT as a junior in 2011, as Oklahoma ranked 10th nationally in scoring (39.5 ppg), 5th in total offense (512.3 ypg), 5th in passing offense (349.4 ypg) and 7th in fewest sacks allowed (11)
- ▶ Appeared in nine games as a reserve QB at Kilgore College in 2008 ... Completed 32-of-61 (52.5%) attempts for 510 yards, 3 TDs and 7 INTs, while adding 24 yards and 1 TD on 17 rushing attempts

TRANSACTIONS

- ▶ **2013** - Drafted by PHI in 1st round (4th overall) ... **7/23/14** - Placed on Reserve/Suspended ... **9/29/14** - Activated from Reserve/Suspended ... **1/29/16** - Signed by PHI to 6-year contract extension ... **10/11/16** - Placed on Reserve/Suspended ... **12/20/16** - Activated from Reserve/Suspended ... **11/29/19** - Signed by PHI to 4-year contract extension ... **7/29/20** - Placed on Reserve/COVID-19 ... **8/11/20** - Activated from Reserve/COVID-19 ... **12/2/20** - Placed on Reserve/Injured (ankle) ... **3/24/23** - Signed by PHI to new contract ... **3/17/25** - Agreed to terms with PHI on 1-year extension



MONTRELL JOHNSON (PS)

RUNNING BACK |



Height: 5-11 Weight: 212 DOB: Oct. 13, 2002 (Age 22)
NFL Experience: Rookie (*1st with Eagles*) Draft: UDFA-25 by PHI
College: Florida Hometown (HS): New Orleans, LA (De La Salle)

CAREER STATISTICS															
			RUSHING					RECEIVING						OFF SNAPS	
Year	Team	GP/S	Att	Yds	Avg	Lg	TD	Rec	Yds	Avg	Lg	TD	TYS	No	Pct
2025	Philadelphia	0/0	0	0	---	--	0	0	0	---	--	0	0	0	0%
Totals		0/0	0	0	---	--	0	0	0	---	--	0	0	---	---



BIRDSEED

- Was one of six players from the University of Florida inducted into the Chi Alpha Sigma Society in the Spring of 2024 ... The organization is the first and only nonprofit established to recognize student-athletes who excel both on and off the field

COLLEGE HIGHLIGHTS

- Played collegiately at Louisiana (2021) and Florida (2022-24), totaling 3,089 yards on 569 carries (5.4 avg) with 33 TDs ... Also added 411 yards on 61 catches (6.7 avg) with 2 TDs ... At the conclusion of his career, led all active SEC players in rushing TDs
- In 2023, led Florida in rushing yards (817) for the second straight season after appearing in 12 games (11 starts) ... Recorded career-highs in catches (30) and receiving yards (236) with 1 TD
- Earned the Sun Belt Conference Freshman of the Year with Louisiana in 2021 after posting 838 yards on 162 carries (5.2 avg) with a team-high 12 TDs ... Ran for 150 yards on 17 touches with 2 TDs in the win at Arkansas State (10/21/21), including a program-record 99-yard TD run

TRANSACTIONS

- **2025** - Signed by PHI as UDFA ... **8/26/25** - Waived by PHI ... **9/8/25** - Signed by PHI to practice squad



2025 GAME-BY-GAME STATISTICS (PHI)																
				RUSHING					RECEIVING						OFF SNAPS	
Date	Opp		GP/S	Att	Yds	Avg	Lg	TD	Rec	Yds	Avg	Lg	TD	TYS	No	Pct
NOT ON NFL ROSTER																
Sep 14	at KC															
Sep 21	LAR															
Sep 28	at TB															
Oct 5	Den															
Oct 9	at NYG															
Oct 19	at Min															
Oct 26	NYG															
Nov 10	at GB															
Nov 16	Det															
Nov 23	at Dal															
Nov 28	Chi															
Dec 8	at LAC															
Dec 14	LV															
Dec 20	at Was															
Dec 28	at Buf															
TBD	Was															
Totals			0/0	0	0	---	--	0	0	0	---	--	0	0	0	0%



PATRICK JOHNSON
OUTSIDE LINEBACKER | 48



Height: 6-2 Weight: 248 DOB: Jan. 10, 1998 (Age 27)
NFL Experience: 5th Year (4th with Eagles) Draft: D7-21 (234th overall) by PHI Acquired: FA-NYG-25
College: Tulane Hometown (HS): Chattanooga, TN (Notre Dame)

CAREER STATISTICS																		
			TACKLES				PASS RUSH			INTERCEPTIONS					FUMBLES		DEF SNAPS	
Year	Team	GP/S	Total	Solo	Asst	TFL	Sacks	QBH	QBP	Int	Yds	Lg	TD	PD	FF	FR	No	Pct
2021	Philadelphia	17/2	12	7	5	1	0.0	0	1	0	0	--	0	0	0	0	111	10%
2022	Philadelphia	16/0	7	5	2	0	0.0	3	8	0	0	--	0	0	1	1	213	19%
2023	Philadelphia	15/0	1	0	1	0	0.0	0	2	0	0	--	0	0	0	0	38	3%
2024	Philadelphia	1/0	0	0	0	0	0.0	0	0	0	0	--	0	0	0	0	0	0%
	N.Y. Giants	12/0	4	0	3	0	0.0	1	2	0	0	--	0	0	0	0	46	6%
	Totals	13/0	4	0	3	0	0.0	1	2	0	0	--	0	0	0	0	---	---
2025	Philadelphia	1/0	0	0	0	0.0	0.0	0	1	0	0	--	0	0	0	0	12	20%
Totals		62/2	23	12	11	1	0.0	4	14	0	0	--	0	0	1	1	---	---
PLAYOFFS																		
2021	Philadelphia	1/0	0	0	0	0	0.0	0	0	0	0	--	0	0	0	0	1	1%
2022	Philadelphia	3/0	1	1	0	1	0.0	0	0	0	0	--	0	0	0	0	16	10%
2023	Philadelphia	1/0	0	0	0	0	0.0	0	0	0	0	--	0	0	0	0	0	0%
Totals		5/0	1	1	0	1	0.0	0	0	0	0	--	0	0	0	0	---	---
ADDITIONAL STATISTICS																		
Special Teams Tackles: 16 - 2021 (5), 2022 (4), 2023 (6), 2024 (1) Postseason Special Teams Tackles: 1 - 2021 (1)																		

CAREER HIGHS		
Tackles	5	1/8/22 vs. Dal.
Sacks	--	---
INTs	--	---
PDs	--	---
FFs	1	10/2/22 vs. Jax.
FRs	1	12/11/22 at NYG



- BIRDSEED**
- ▶ Represented Girls on the Run Philadelphia as part of the league’s *My Cause My Cleats* initiative ... Girls on the Run Philadelphia helps inspire girls to build their confidence, kindness and decision-making skills
 - ▶ Spent his teenage years routinely scheduling workout sessions with his grandfather, Jerry Fitzgerald, a Vietnam War veteran with a passion for weightlifting ... Considered his grandfather one of his best friends growing up and learned a lot from him on how to train his body
 - ▶ Did not participate in the 2020 Famous Idaho Potato Bowl due to the death of his father, Kevin, who passed away unexpectedly while visiting Patrick in New Orleans ... Had a very strong bond with his father, who also played collegiately at Tennessee-Chattanooga as a LT

- CAREER HIGHLIGHTS**
- ▶ A member of the Eagles’ Super Bowl LVII roster in 2022

2025 SEASON - EAGLES

- ▶

- 2024 SEASON - EAGLES & GIANTS**
- ▶ Began the season on the Eagles active roster, seeing action in one contest ... After being claimed off waivers, played the final 12 games of the season with the Giants, recording 4 tackles in 46 defensive snaps

- COLLEGE HIGHLIGHTS**
- ▶ Played collegiately at Tulane, where he totaled 135 tackles (92 solo), 40 TFLs, 24.5 sacks, 11 PDs, 6 FFs and 1 FR in 49 career games ... Finished as the Green Wave’s all-time sacks leader



2025 GAME-BY-GAME STATISTICS (PHI)												
Date	Opp		GP/S	Tot	Solo	Sk	Int	PD	FF	FR	Snap	Pct
Sep 4	Dal	W	1/0	0	0	0.0	0	0	0	0	12	20%
Sep 14	at KC											
Sep 21	LAR											
Sep 28	at TB											
Oct 5	Den											
Oct 9	at NYG											
Oct 19	at Min											
Oct 26	NYG											
Nov 10	at GB											
Nov 16	Det											
Nov 23	at Dal											
Nov 28	Chi											
Dec 8	at LAC											
Dec 14	LV											
Dec 20	at Was											
Dec 28	at Buf											
TBD	Was											
Totals			1/0	0	0	0.0	0	0	0	0	12	20%

Nicknames: PJ or Pat ... Hobbies: Love to golf and is around a 6-10 handicap ... Bucket list: Start his own training gym and also travel to Europe ... Biggest pet peeve: When someone doesn't live up to their word ... Biggest influence: "My father. Me and him, we bonded over football a lot. He actually played in college. Me and him were very, very close and very similar people" ... Players he models his game after: Marvin Ingram, Khalil Mack and Von Miller ... Desired talent: Ability to play piano ... If he could play another sport: Golf on the PGA Tour ... Favorite TV shows: Game of Thrones ... Favorite meal: Hibachi ... Favorite athletes growing up: Derek Jeter



- ▶ Garnered first-team All-AAC accolades following his senior campaign in 2020, when he notched 14.5 TFLs and 10.0 sacks
- ▶ As a junior in 2019, started all 13 games and led Tulane's defense in TFLs (8.5) and sacks (4.0) en route to second-team All-AAC honors
- ▶ Played in all 13 contests (12 starts) as a sophomore in 2018 and received All-AAC recognition after leading the team and ranking 2nd in the conference with a career-high 10.5 sacks

TRANSACTIONS

- ▶ 2021 - Drafted by PHI in 7th round (234th overall) ... 9/16/24 - Waived by PHI ... 9/17/24 - Claimed off waivers by NYG ... 3/24/25 - Signed by PHI ... 8/25/25 - Waived by PHI ... 8/27/25 - Signed by PHI to practice squad ... 9/8/25 - Signed by PHI to active roster from practice squad



CAM JURGENS

CENTER | 51



Height: 6-3 Weight: 303 DOB: Aug. 21, 1999 (Age 26)
NFL Experience: 4th Year (4th with Eagles) Draft: D2-22 (51st overall) by PHI
College: Nebraska Hometown (HS): Beatrice, NE (Beatrice)

SUPER BOWL CHAMPION: 2024 (LIX) PRO BOWL: 2024

CAREER STATISTICS						
			STARTS		OFF SNAPS	
Year	Team	GP/S	C	RG	No	Pct
2022	Philadelphia	17/0	0	0	35	3%
2023	Philadelphia	11/11	0	11	654	57%
2024	Philadelphia	16/16	16	0	1,068	92%
2025	Philadelphia	1/1	1	0	63	100%
Totals		45/28	17	11	---	---
PLAYOFFS						
2022	Philadelphia	3/0	0	0	9	4%
2023	Philadelphia	1/1	0	1	59	100%
2024	Philadelphia	4/3	3	0	217	81%
Totals		8/4	3	1	---	---

Bucket list: Play golf at Augusta National and Sandhills ... Dream job outside of playing football: "Probably a NASCAR driver, especially when I was a real little kid." ... Favorite athletes growing up: "Lavonte David and Ndamukong Suh. I was a big Huskers football fan, so those were guys I looked up to." ... Favorite movies: "I've got a lot. I'd put Warrior up there. The Departed and Titanic, both are fire." ... Favorite TV show: Yellowstone ... Favorite music: Jon Pardi, Whiskey Myers, and Zach Bryan ... Favorite food: Buffalo wings with ranch



BIRDSEED

- ▶ Grew up in a family that has farmed cattle, corn, hay, soybeans and more for over 100 years ... His great grandfather established Jurgens Farms in the small town of Pickrell, NE in 1907 ... Attributes his hard work, attention to detail, and humility to being raised on a farm
- ▶ Built his own beef jerky business with the assistance of family and friends ... Originally a product of NIL, "Jurgy," whose title comes from Jurgens' nickname, is a proud distributor of Midwest beef jerky that comes in five different flavors — original, hot honey, cracked pepper, mango habanero and teriyaki — and sells apparel on its site (jurgy.co) ... Jurgens serves as the "Chief Beef Officer" of the company
- ▶ Supported the Team Jack Foundation through the NFL's My Cause My Cleats campaign in 2024 ... The organization works to fund impactful childhood brain cancer research and raise national awareness ... Has also represented the Eagles Autism Foundation through MCMC

CAREER HIGHLIGHTS

- ▶ Garnered Pro Bowl accolades following his first season as the team's starting center in 2024 ... Became the youngest Eagles center to earn Pro Bowl recognition since Ken Farragut at 25 years old in 1953
- ▶ Blocked for a Super Bowl LIX-winning OL that helped Saquon Barkley (2,005) become just the ninth player in NFL history to join the 2,000+ yard rushing club in 2024 ... Barkley established a league record with 2,504 rushing yards in the regular season and playoffs ... The Eagles totaled the most combined rushing yards (3,866) in NFL history
- ▶ A member of the Eagles' Super Bowl LVII roster in 2022

2025 SEASON - EAGLES



2024 SEASON - EAGLES

- ▶ Earned his first career Pro Bowl after taking over as the club's starting center ... At 25 years old, became the youngest Eagles center to produce a Pro Bowl campaign since Ken Farragut in 1953 (also 25)
- ▶ Contributed to the Eagles' Super Bowl LIX-winning OL that paved the way for Saquon Barkley, who finished as the NFL's rushing champion with 2,005 yards ... Barkley, who became the ninth all-time member of the league's 2,000+ yard rushing club, set an NFL record with 2,504 rushing yards in the regular season and playoffs ... Philadelphia also combined for the most rushing yards (3,866) in league history
- ▶ Helped the Eagles set a team record in passer rating (103.4)

**COLLEGE HIGHLIGHTS**

- ▶ Started 31 of 32 career games at Nebraska (2018-21) ... Earned All-Big Ten accolades from the league's coaches and media after his junior season in 2021 ... Became the first Huskers freshman (true or redshirt) to start a game at center since 1972 ... Originally recruited as a TE and appeared in one game at the position

TRANSACTIONS

- ▶ **2022** - Drafted by PHI in 2nd round (51st overall) ... **10/7/23** - Placed on Reserve/Injured (foot) ... **11/18/23** - Activated from Reserve/Injured (foot) ... **4/21/25** - Agreed to terms with PHI on 4-year contract extension



DREW KENDALL

CENTER/GUARD | 66



Height: 6-4 Weight: 308 DOB: Nov. 27, 2001 (Age 23)
NFL Experience: Rookie (*1st with Eagles*) Draft: D5c-25 (168th overall) by PHI
College: Boston College Hometown (HS): Norwell, MA (Noble and Greenough)

CAREER STATISTICS							
			STARTS			OFF SNAPS	
Year	Team	GP/S	LG	C	RG	No	Pct
2025	Philadelphia	0/0	0	0	0	0	0%
Totals		0/0	0	0	0	---	---



BIRDSEED

- Wears No. 66 in honor of his father, **Pete Kendall**, a 1st-round selection by the Seattle Seahawks in the 1996 NFL Draft ... Pete started 188 of his 189 career games played from 1996-2008
- Prepped at Noble and Greenough (MA) School, where he played football and lacrosse ... Played guard, center and DE
- Rated a four star recruit and the No. 1 recruit in Massachusetts by 247Sports, ESPN and Rivals.com ... Also was ranked the No. 5 recruit in the nation by Rivals and the No. 11 OG in the country by 247Sports

2025 SEASON - EAGLES




COLLEGE HIGHLIGHTS

- Started 37 of 39 career games at Boston College (2021-24) ... Earned All-ACC first-team accolades as a redshirt junior in 2024 after posting a team-best 83.1 pass-block grade and 76.8 offensive grade via *Pro Football Focus*
- In 2023, started all 13 games at center, anchoring an offensive line that paved the way for 198.8 rushing yards per game, ranking 13th-best in the FBS and 2nd in the ACC ... Aided the Golden Eagles in increasing the team’s win total by four from the previous season

TRANSACTIONS

- **2025** - Drafted by PHI in 5th round (168th overall)

Nickname: DK ... Hobbies: Golfing and playing video games ... Surprisingly good at: Lacrosse, played midfield in high school and considered playing in college ... If he could play another sport: Would be a stretch forward for the Celtics ... Alternate career choice: Coaching ... One food he would never eat: Beets ... Favorite movie: *Interstellar* ... Favorite sports moment: Seeing the Celtics win the 2024 NBA Finals



WILLIE LAMPKIN (IR)

GUARD/CENTER | 61



Height: 5-11 Weight: 290 DOB: Jan. 22, 2002 (Age 23)
NFL Experience: Rookie (1st with Eagles) Draft: UDFA-25 by LAR Acquired: W-LAR-25
College: North Carolina Hometown (HS): Lakeland, FL (Lakeland)

CAREER STATISTICS								
			STARTS				OFF SNAPS	
Year	Team	GP/S	LT	LG	RG	RT	No	Pct
2025	Philadelphia	0/0	0	0	0	0	0	0%
Totals		0/0	0	0	0	0	---	---



BIRDSEED

- ▶ During his senior year of high school, he was ranked as the No. 1 wrestler in Class 2A with a perfect record of 47-0 ... Won his weight class with a perfect 9-0 record at the 2019 Disney Duals
- ▶ Rated a three-star recruit by ESPN and by 247Sports Composite ... Played on the offensive and defensive lines at Lakeland High School

2025 SEASON - EAGLES



COLLEGE HIGHLIGHTS

- ▶ Played collegiately at Coastal Carolina (2020-22) and North Carolina - (2023-24) ... Started all 11 games as a junior as a junior in 2021, blocking for an offense that averaged 299.2 yards passing per game (14th NCAA/1st ACC), 192.1 yards rushing per game (7th NCAA/1st ACC), and 34.5 points per game (20th NCAA/2nd ACC)

TRANSACTIONS

- ▶ **2025** - Signed by LAR as UDFA ... **8/26/25** - Waived by LAR **8/27/25** - Signed by PHI to active roster ... **8/29/25** - Placed on Reserve/Injured



CAMERON LATU (PS)

TIGHT END | 87



(pronounced LAH-too)

Height: 6-5 Weight: 244 DOB: Feb. 24, 2000 (Age 25)
NFL Experience: 2nd Year (1st with Eagles) Draft: D3c-23 (101st overall) by SF Acquired: FA-25
College: Alabama Hometown (HS): Holladay, UT (Olympus)

CAREER STATISTICS									
			RECEIVING					OFF SNAPS	
Year	Team	GP/S	Rec	Yds	Avg	Lg	TD	No	Pct
2025	Philadelphia	0/0	0	0	---	--	0	0	0%
Totals		0/0	0	0	---	--	0	---	---



BIRDSEED

- Grew up playing rugby in Chisolm, MN before moving to Utah when he was 13 years old ... When he arrived to Utah, he played DE at Olympus (UT) High School, posting 43 tackles, 11 TFLs and 6.0 sacks for the Titans his senior season in 2017 ... Finished his career as one of the top weakside DEs in the country in the 2018 signing class ... Was recruited to Alabama originally to play LB, before **Nick Saban** and **Steve Sarkisian** suggested he make the move to TE
- Has a twin brother named Nathan, who played DE at Oklahoma State and briefly spent time with the New Orleans Saints in 2024
- Majored in communications at Alabama

CAREER HIGHLIGHTS

- Selected by the San Francisco 49ers in the 3rd round (101st overall) of the 2023 NFL Draft when the team advanced to Super Bowl LVII

2025 SEASON - EAGLES

-

2024 SEASON - BROWNS

- Spent the majority of the regular season on Cleveland’s practice squad

COLLEGE HIGHLIGHTS

- Played collegiately at Alabama (2018-22), appearing in 26 games and recording 56 catches, 787 yards (14.1 avg), and 12 TDs ... A member of Alabama’s 2020 CFP National Championship team
- Set the Alabama record for TD receptions by a TE with 8 catches during his junior season in 2021, ranking 7th in the SEC

TRANSACTIONS

- **2023** - Drafted by SF in 3rd round (101st overall) ... **8/29/23** - Placed on Reserve/Injured (knee) ... **8/27/24** - Waived by SF ... **8/29/24** - Signed by CLE to practice squad ... **12/17/24** - Waived by CLE ... **12/31/24** - Signed by CLE to practice squad ... **1/13/25** - Waived by CLE ... **1/21/25** - Signed by PHI to reserve/future contract ... **8/25/25** - Waived by PHI ... **8/27/25** - Signed by PHI to practice squad



2025 GAME-BY-GAME STATISTICS (PHI)										
Date	Opp		GP/S	Rec	Yds	Avg	Lg	TD	Snaps	Pct
Sep 4	Dal	W	---	EAGLES PRACTICE SQUAD						
Sep 14	at KC									
Sep 21	LAR									
Sep 28	at TB									
Oct 5	Den									
Oct 9	at NYG									
Oct 19	at Min									
Oct 26	NYG									
Nov 10	at GB									
Nov 16	Det									
Nov 23	at Dal									
Nov 28	Chi									
Dec 8	at LAC									
Dec 14	LV									
Dec 20	at Was									
Dec 28	at Buf									
TBD	Was									
Totals			0/0	0	0	---	--	0	0	0%





JORDAN MAILATA

TACKLE | 68



(pronounced my-LOT-uh)

Height: 6-8 Weight: 365 DOB: March 31, 1997 (Age 27)
NFL Experience: 8th Year (8th with Eagles) Draft: D7-18 (233rd overall) by PHI
Hometown (HS): Sydney, Australia (Condell Park)

SUPER BOWL CHAMPION: 2024 (LIX) ALL-PRO: 2024

CAREER STATISTICS						
			STARTS		OFF SNAPS	
Year	Team	GP/S	LT	RT	No	Pct
2018	Philadelphia	0/0	0	0	0	0%
2019	Philadelphia	0/0	0	0	0	0%
2020	Philadelphia	15/10	9	1	731	65%
2021	Philadelphia	14/14	12	2	914	82%
2022	Philadelphia	16/16	16	0	1,026	87%
2023	Philadelphia	17/17	17	0	1,147	100%
2024	Philadelphia	12/12	12	0	802	69%
2025	Philadelphia	1/1	1	0	63	100%
Totals		75/70	67	3	---	---
PLAYOFFS						
2021	Philadelphia	1/1	1	0	66	100%
2022	Philadelphia	3/3	3	0	219	100%
2023	Philadelphia	1/1	1	0	59	100%
2024	Philadelphia	4/4	4	0	268	100%
Totals		9/9	9	0	---	---



BIRDSEED

- ▶ A former rugby player from Australia who had never played a snap of football prior to being selected by the Eagles in the 2018 NFL Draft
- ▶ Played professional rugby for the South Sydney Rabbitohs, a club that is owned by actor Russell Crowe ... Was not afforded a large salary as a member of the team’s second unit ... Earned his keep by waking up at 5 a.m. most mornings to work on a high-end demolition crew
- ▶ Did not initially receive his family’s blessing to leave Australia, though they eventually granted permission ... Departed from his home at 20 years old to pursue a career in a sport he had never played before
- ▶ Is a supremely talented singer, having appeared on FOX’s *The Masked Singer* in 2022 ... Was unmasked during the third episode after he performed the songs “Wanted Dead or Alive” by Bon Jovi, “Perfect” by Ed Sheeran and “Classic” by MKTO ... Went viral after singing “Tennessee Whiskey” by Chris Stapleton in a team meeting early in his career
- ▶ Recorded three holiday albums – *A Philly Special Christmas* (2022), *A Philly Special Christmas Special* (2023), and *A Philly Special Christmas Party* (2024) – with **Jason Kelce** and **Lane Johnson** to raise millions of dollars for local charities ... In 2024, Operation Snowball provided gifts to every student in the Philadelphia public school system ... The success of the hit projects even led to *Billboard* 200 music rankings
- ▶ Has built an inseparable friendship with **Landon Dickerson** ... Served as the best man at Dickerson’s wedding during the 2023 offseason
- ▶ Previously supported the American Association for Cancer Research through the NFL’s *My Cause My Cleats* initiative ... The AACR aims to prevent and cure cancer through research, education, communication, collaboration, science policy and advocacy ... Chose to support AACR due to his wife’s mother, who is a colon cancer survivor

CAREER HIGHLIGHTS

- ▶ Earned second-team **All-Pro** honors in 2024 after producing the best *Pro Football Focus* offensive grade (96.9) in the NFL ... Also ranked 1st in run-blocking grade (94.9) and 2nd in pass-blocking grade (91.7)
- ▶ A member of the **Super Bowl LIX**-winning OL that paved the way for **Saquon Barkley** (2,005) to become the ninth member of the league’s 2,000+ yard rushing club in 2024 ... Barkley set an NFL record rushing for 2,504 yards in the regular season and playoffs ... Philadelphia finished with the most combined rushing yards (3,866) in NFL history
- ▶ Voted a Pro Bowl alternate in 2022, 2023 and 2024 ... Blocked for an offense that made a Super Bowl LVII appearance in 2022

NOTES TO KNOW

- ▶ Owns the 2nd-highest *PFF* offensive grade (92.5) among NFL tackles since 2022, trailing only **Trent Williams** (94.7) in that category



First job: McDonald's ... **Hobbies:** Playing guitar ... **Desired talent:** Swimming ... **If he could play another sport:** Horse jockey ... **Player he models his game after:** Jason Peters ... **Favorite athlete growing up:** Usain Bolt ... **Moment left starstruck:** Getting drafted ... **Favorite sports moment:** Winning the Rugby Grand Final when he was 14 years old ... **Favorite quote:** "You think darkness is your ally? I was born in it, molded by it." - Bane, *The Dark Knight Rises* ... **Favorite movies:** *The Lord of the Rings* trilogy and *Star Wars* movies ... **Favorite TV show:** *The Walking Dead* ... **Favorite music:** Everything

2025 SEASON - EAGLES



2024 SEASON - EAGLES

- ▶ Received second-team **All-Pro** recognition after leading the NFL in *PFF* offensive grade (96.9) ... Also finished 1st in run-blocking grade (94.9) and 2nd in pass-blocking grade (91.7), behind **Tristan Wirfs** (93.7) ... Allowed just 1 sack and 1 QB hit in 406 pass-blocking snaps, marking the 3rd-best knockdown percentage (0.3%) among NFL tackles
- ▶ Anchored the Eagles' **Super Bowl LIX**-winning OL and opened way for **Saquon Barkley**, who finished as the league's rushing champion with 2,005 yards ... Barkley, who became the ninth player in NFL history to reach 2,000+ rushing yards in a season, also set an NFL record with 2,504 rushing yards in the regular season and playoffs ... Philadelphia tallied the most combined rushing yards (3,866) in league history
- ▶ Helped the Eagles set a team record with a 103.4 passer rating

TRANSACTIONS

- ▶ **2018** - Drafted by PHI in 7th round (233rd overall) ... **12/14/18** - Placed on Reserve/Injured (back) ... **9/21/19** - Placed on Reserve/Injured (back) ... **7/29/20** - Placed on Reserve/COVID-19 ... **8/13/20** - Activated from Reserve/COVID-19 ... **9/11/21** - Signed by PHI to 4-year contract extension ... **4/4/24** - Agreed to terms with PHI on 3-year contract extension ... **10/18/24** - Placed on Reserve/Injured (hamstring) ... **11/13/24** - Activated from Reserve/Injured (hamstring)



BRADEN MANN

PUNTER | 10



Height: 5-11 Weight: 198 DOB: Nov. 24, 1997 (Age 27)
NFL Experience: 6th Year (3rd with Eagles) Draft: D6-20 (191st overall) by NYJ Acquired: FA-23
College: Texas A&M Hometown (HS): Cypress, TX (Cypress Fairbanks)

SUPER BOWL CHAMPION: 2024 (LIX)

CAREER STATISTICS														
Year	Team	GP	No	Yds	Avg	Lg	TB	In20	Opp Ret	Opp Yds	Net Yds	Net Avg	Blk	ST
2020	N.Y. Jets	16	82	3,598	43.9	60	5	19	38	446	3,052	37.2	0	4
2021	N.Y. Jets	10	41	1,875	45.7	63	1	14	16	151	1,704	40.6	1	0
2022	N.Y. Jets	17	83	3,889	46.9	72	8	27	32	363	3,366	40.6	0	0
2023	Philadelphia	15	44	2,190	49.8	63	1	15	27	237	1,933	43.9	0	0
2024	Philadelphia	17	54	2,633	48.8	70	7	20	24	187	2,306	42.1	1	0
2025	Philadelphia	1	3	146	48.7	51	0	2	0	0	146	48.7	0	0
Totals		76	307	14,331	46.7	72	22	97	137	1,376	12,535	40.6	2	4
PLAYOFFS														
2023	Philadelphia	1	4	188	47.0	57	0	0	2	24	164	41.0	0	0
2024	Philadelphia	4	13	621	47.8	63	2	6	5	52	529	40.7	0	0
Totals		5	17	809	47.6	63	2	6	7	76	693	40.8	0	0
ADDITIONAL STATISTICS														
Kickoffs: 150 - 2020 (28), 2021 (22), 2022 (14), 2024 (86) Postseason Kickoffs: 1 - 2023 (1) Passing: 2/3 - 45 - 2022 (1/2-17), 2023 (1/1-28) Rushing: 1-4 - 2022 (1-4)														
Postseason Special Teams Tackles: 1 - 2024 (1)														

CAREER HIGHS		
Punts	10	3x, last: 11/20/22 at NE
Punt Yards	497	1/9/22 at Buf.
Punt Long	72	10/23/22 at Den.
Inside 20	5	2x, last: 12/1/24 at Bal.
Gross Average	59.0	11/27/22 vs. Chi.
Net Average	53.0	11/27/22 vs. Chi.



BIRDSEED

- ▶ Has supported the KB Foundation through the NFL’s *My Cause My Cleats* initiative ... The organization is dedicated to empowering and mentoring Philadelphia-area youth through educational, recreational and hands-on learning experiences
- ▶ Originally played LB at Cypress Fairbanks (TX) High School ... After fracturing his back during his freshman season, he refused to quit football and instead switched his focus to learning how to kick and punt ... Following the change of position, went on to become an Under Armour All-American and was rated the No. 2 kicker recruit in the country

CAREER HIGHLIGHTS

- ▶ Punted during the Eagles **Super Bowl LIX**-winning campaign in 2024 ... Held for **Jake Elliott**, helping him eclipse **Don Chandler**’s 1968 record of total points by a kicker (15) in a Super Bowl history
- ▶ In his first year with the Eagles in 2023, established single-season franchise records in both gross (49.8) and net (43.9) punting average
- ▶ Spent the first three seasons of his NFL career with the Jets (2020-22) ... Totaled 206 punts for 9,362 yards and a 45.4 gross punting average and 39.2 net punting average in 43 career games with New York

2025 SEASON - EAGLES



2024 SEASON - EAGLES

- ▶ Totaled 621 yards and 13 punts (47.8 avg) during the **Super Bowl LIX**-winning postseason run ... Held for **Jake Elliott**, who made 4-of-4 kicks in the Super Bowl, breaking **Don Chandler**’s record (1968, 15 points) of most points scored by a kicker in a Super Bowl



2025 GAME-BY-GAME STATISTICS (PHI)										
Date	Opp		No	Yds	Avg	Net	Lg	TB	In20	Blk
Sep 4	Dal	W	3	146	48.7	146	51	0	2	0
Sep 14	at KC									
Sep 21	LAR									
Sep 28	at TB									
Oct 5	Den									
Oct 9	at NYG									
Oct 19	at Min									
Oct 26	NYG									
Nov 10	at GB									
Nov 16	Det									
Nov 23	at Dal									
Nov 28	Chi									
Dec 8	at LAC									
Dec 14	LV									
Dec 20	at Was									
Dec 28	at Buf									
TBD	Was									
Totals			3	146	48.7	146	51	0	2	0

Nickname: "My family calls me 'B.' No one has come up with that creative of a nickname. I need to find one." ... Hobbies: Golfing, cornhole, darts, other mini-games ... Bucket list: Travel to Africa and Italy ... Little known fact: Has done Taekwondo for 13 years while only playing football for 12 years ... If he could witness any sports moment: Tiger Woods winning The Masters in 2019 ... Favorite movie: *Interstellar* ... Favorite music/artists: Hip-hop (Lil Wayne is his all-time favorite)

- Totaled 307 yards and 6 punts (51.2 avg) in the 24-19 win at Baltimore (12/1/24) ... Tied his career-high with 5 punts inside the 20-yard line, including 2 punts inside the 10-yard line

COLLEGE HIGHLIGHTS

- Played collegiately at Texas A&M (2016-19), where he produced 109 punts for 5,328 yards (48.9 avg.) in 52 career appearances
- Voted the recipient of the Ray Guy Award (nation's top punter) in 2018 ... Also received SEC Special Teams Player of the Year honors and was recognized as a unanimous All-America selection ... Established an NCAA record with a 51.0 punting average ... Set the NCAA record for single-game punting average (60.8 at Alabama) and single-season 60+ yard punts (14) ... Served as a kickoff specialist from 2016-17

TRANSACTIONS

- **2020** - Drafted by NYJ in 6th round (191st overall) ... **9/15/21** - Placed on Reserve/Injured (knee) ... **11/13/21** - Activated from Reserve/Injured (knee) ... **4/13/23** - Waived by NYJ ... **4/14/23** - Claimed off waivers by PIT ... **8/30/23** - Waived by PIT ... **9/18/23** - Signed by PHI to practice squad ... **9/25/23** - Elevated by PHI from practice squad for Week 3 at Tampa Bay ... **9/30/23** - Elevated by PHI from practice squad for Week 4 vs. Washington ... **10/7/23** - Elevated by PHI from practice squad for Week 5 at L.A. Rams ... **10/12/23** - Signed by PHI to active roster from practice squad ... **3/12/24** - Signed by PHI to 2-year extension





TERRACE MARSHALL (PS)

WIDE RECEIVER | 82



Height: 6-2 Weight: 200 DOB: June 9, 2000 (Age 25)
NFL Experience: 5th Year (1st with Eagles) Draft: D2-21 (59th overall) by CAR Acquired: FA-LV-25
College: LSU Hometown (HS): Bossier City, LA (Parkway)

CAREER STATISTICS									
			RECEIVING					OFF SNAPS	
Year	Team	GP/S	Rec	Yds	Avg	Lg	TD	No	Pct
2021	Carolina	13/3	17	138	8.1	23	0	422	37%
2022	Carolina	14/9	28	490	17.5	43	1	645	63%
2023	Carolina	9/4	19	139	7.3	14	0	335	29%
2024	Las Vegas	7/1	3	41	13.7	28	0	140	12%
2025	Philadelphia	0/0	0	0	---	--	0	0	0%
Totals		43/17	67	808	12.1	43	1	---	---
ADDITIONAL STATISTICS									
Fumbles/Lost: 3/0 - 2022 (2/0), 2023 (1/0)									

CAREER HIGHS		
Receptions	9	10/1/23 vs. Min.
Receiving Yards	87	10/30/22 at Atl.
Receiving Long	43	11/10/22 vs. Atl.
Receiving TDs	1	11/6/22 at Cin.

2025 GAME-BY-GAME STATISTICS (PHI)										
Date	Opp		GP/S	Rec	Yds	Avg	Lg	TD	Snaps	Pct
Sep 4	Dal	W	---	EAGLES PRACTICE SQUAD						
Sep 14	at KC									
Sep 21	LAR									
Sep 28	at TB									
Oct 5	Den									
Oct 9	at NYG									
Oct 19	at Min									
Oct 26	NYG									
Nov 10	at GB									
Nov 16	Det									
Nov 23	at Dal									
Nov 28	Chi									
Dec 8	at LAC									
Dec 14	LV									
Dec 20	at Was									
Dec 28	at Buf									
TBD	Was									
Totals			0/0	0	0	---	--	0	0	0%

BIRDSEED

- ▶ His uncle, **Joe Delaney**, was a 2nd-round pick by the Kansas City Chiefs in 1981 ... He tragically passed in 1983 after saving multiple children from drowning at a pond in Louisiana ... Delaney was awarded the Presidential Citizens Medal by President Ronald Reagan in July of 1983
- ▶ Was the unanimous No. 1 high school prospect out of Louisiana and No. 2 ranked WR in the country ... As a junior at Parkway (LA) High School, earned the *Shreveport Times* Male Athlete of the Year

CAREER HIGHLIGHTS

- ▶ Spent first four years of career with Carolina (2021-23) and Las Vegas (2024), playing in 43 games (17 starts) and totaling 808 yards on 67 catches (12.1 avg) with 1 TD

2025 SEASON - EAGLES



2024 SEASON - 49ERS & RAIDERS

- ▶ Saw action in seven games (one start), playing 140 offensive snaps and adding 41 yards on 3 touches (13.7 avg)





COLLEGE HIGHLIGHTS

- ▶ Played collegiately at LSU (2018-20), appearing in 32 games (27 starts) ... Registered 1,594 yards on 106 catches (15.0 avg.) ... Concluded his career with the 4th-most TD receptions in program history (23) ... Also is one of only six players in school history to register 1,500+ receiving yards and 20+ TDs ... As a junior in 2020, led the Tigers in receptions (48), receiving yards (731) and TDs (10) ... Ranked 3rd in the SEC in catches per game (6.9) and TDs
- ▶ Played a pivotal role in the Tigers' 2019 CFP National Championship winning-team ... Caught 46 passes and for 671 yards (14.6 avg.) with 13 TDs, which are the 3rd-most in a single-season in school history, behind only **Ja'marr Chase** (20, 2019) and **Justin Jefferson** (18, 2019)

TRANSACTIONS

- ▶ **2021** - Drafted by CAR in 2nd round (59th overall) ... **1/5/22** ... Placed on Reserve/Injured (foot) ... **8/27/24** - Waived by CAR ... **8/29/24** - Signed by SF to practice squad ... **10/15/24** - Waived by SF ... **10/22/24** - Signed by LV to practice squad ... **11/16/24** - Elevated for Week 11 at Miami ... **11/28/24** - Signed by LV from practice squad ... 4/11/25 - Signed by PHI to 1-year contract ... **8/25/25** - Waived by PHI ... **8/27/25** - Signed by PHI to practice squad



KYLE MCCORD (PS)

QUARTERBACK | 19



Height: 6-3 Weight: 218 DOB: Sep. 19, 2002 (Age 22)

NFL Experience: Rookie (*1st with Eagles*) Draft: D6a-25 (181st overall) by PHI

College: Syracuse Hometown (HS): Mt. Laurel, NJ (St. Joseph's Prep)

CAREER STATISTICS																			
			PASSING										RUSHING					OFF SNAPS	
Year	Team	GP/S	Att	Cmp	Pct	Yds	Y/A	TD	Int	Lg	Sk/Yds	Rate	Att	Yds	Avg	Lg	TD	No	Pct
2025	Philadelphia	0/0	0	0	---	0	---	0	0	--	0/0	---	0	0	---	--	0	0	0%
Totals		0/0	0	0	---	0	---	0	0	--	0/0	---	0	0	---	--	0	---	---

CAREER HIGHS		
Pass Attempts	--	---
Completions	--	---
Passing Yards	--	---
Yards/Attempt	--	---
Passing Long	--	---
Passing TDs	--	---
Completion %	--	---
Passer Rating	--	---
Rush Attempts	--	---
Rushing Yards	--	---
Rushing Long	--	---
Rushing TDs	--	---

Hobbies: Golfing and fishing ... Bucket list item: Getting a hole-in-one ... Alternate career choice: Coaching or broadcasting ... If he could witness any moment in sports history: Wilt Chamberlain's 100-point game ... Favorite movie: *The Sandlot* ... Favorite sports moments: Beating Notre Dame or Miami ... Favorite athletes: Steph Curry and Scottie Scheffler ... Favorite music: Rap, Country and Reggae



- BIRDSEED
- ▶ Attended St. Joseph's (PA) Prep for high school, where he was teammates with **Jeremiah Trotter Jr.** ... As a senior, won the 2021 Pennsylvania Gatorade Player of the Year ... Also set city records in career passing yards (6,887) and TD passes (88)
 - ▶ While in high school, would train with **Phil Simms** on releases, footwork, throwing on the run and more ... Credits his time with Simms for helping develop him as a QB and introducing him to new techniques
 - ▶ His father, Derek, was a QB at Rutgers from 1988-92 and the two have formed an even stronger bond through their love of the position

2025 SEASON - EAGLES

▶

- COLLEGE HIGHLIGHTS
- ▶ Played collegiately at Ohio State (2021-23) and Syracuse (2024), playing in 37 games (26 starts) across the two schools ... Totaled 8,555 yards on 661-of-998 (66.2%) passing with 61 TDs and a 154.4 passer rating
 - ▶ In his lone year at Syracuse, started all 13 games for the Orange and directed a passing attack that was the most productive in school history ... Set the Atlantic Coast Conference's all-time single-season passing yard record (4,779) while also setting new program records in completions (391), passing yards and passing TDs (34) ... Had the most 300-yard passing games (12) in a single-season in program history ... Despite only playing one season with the Orange, finished 7th all-time on Syracuse's TD passes list and 8th all-time in career passing yards
 - ▶ Started all 12 games for Ohio State in 2023, throwing for 3,170 yards (7th-most in program single-season history) on 229-of-348 with 24 TDs, leading the team to an 11-1 record and a Cotton Bowl appearance

- TRANSACTIONS
- ▶ **2025** - Drafted by PHI in 6th round (181st overall) ... **8/25/25** - Waived by PHI ... **8/27/25** - Signed by PHI to practice squad



2025 GAME-BY-GAME STATISTICS (PHI)																					
				PASSING									RUSHING					OFF SNAPS			
Date	Opp		GP/S	Att	Cmp	Pct	Yds	Y/A	TD	Int	Lg	Sk/Yds	Rate	Att	Yds	Avg	Lg	TD	No	Pct	
Sep 4	Dal	W	---	EAGLES PRACTICE SQUAD																	
Sep 14	at KC																				
Sep 21	LAR																				
Sep 28	at TB																				
Oct 5	Den																				
Oct 9	at NYG																				
Oct 19	at Min																				
Oct 26	NYG																				
Nov 10	at GB																				
Nov 16	Det																				
Nov 23	at Dal																				
Nov 28	Chi																				
Dec 8	at LAC																				
Dec 14	LV																				
Dec 20	at Was																				
Dec 28	at Buf																				
TBD	Was																				
Totals			0/0	0	0	---	0	---	0	0	--	0/0	---	0	0	---	--	0	0	0%	



TANNER MCKEE
QUARTERBACK | 16



Height: 6-6 Weight: 231 DOB: April 27, 2000 (Age 25)
NFL Experience: 3rd Year (3rd with Eagles) Draft: D6-23 (188th overall) by PHI
College: Stanford Hometown (HS): Corona, CA (Centennial)

SUPER BOWL CHAMPION: 2024 (LIX)

CAREER STATISTICS																			
			PASSING										RUSHING					OFF SNAPS	
Year	Team	GP/S	Att	Cmp	Pct	Yds	Y/A	TD	Int	Lg	Sk/Yds	Rate	Att	Yds	Avg	Lg	TD	No	Pct
2023	Philadelphia	0/0	0	0	---	0	---	0	0	--	0/0	---	0	0	---	--	0	0	0%
2024	Philadelphia	2/1	45	30	66.7	323	7.2	4	0	25t	2/17	117.2	5	-1	-0.2	2	0	89	8%
2025	Philadelphia	0/0	0	0	---	0	--	0	0	--	0/0	---	0	0	--	--	0	0	0%
Totals		2/1	45	30	66.7	323	7.2	4	0	25t	2/17	117.2	5	-1	-0.2	2	0	---	---

PLAYOFFS																			
2023	Philadelphia	0/0	0	0	---	0	---	0	0	--	0/0	---	0	0	---	--	0	0	0%
2024	Philadelphia	0/0	0	0	---	0	---	0	0	--	0/0	---	0	0	---	--	0	0	0%
Totals		0/0	0	0	---	0	---	0	0	--	0/0	---	0	0	---	--	0	---	---

CAREER HIGHS		
Pass Attempts	41	1/5/25 vs. NYG
Completions	27	1/5/25 vs. NYG
Passing Yards	269	1/5/25 vs. NYG
Yards/Attempt	13.5	12/29/24 vs. Dal.
Passing Long	25t	12/29/24 vs. Dal.
Passing TDs	2	2x, last: 1/5/25 vs. NYG
Completion %	75.0	12/29/24 vs. Dal.
Passer Rating	156.3	12/29/24 vs. Dal.
Rush Attempts	3	1/5/25 vs. NYG
Rushing Yards	1	1/5/25 vs. NYG
Rushing Long	2	1/5/25 vs. NYG
Rushing TDs	--	---



- BIRDSEED**
- Overcame cancer when he was 16 years old ... Diagnosed with melanoma, a serious form of skin cancer, after his mother noticed a concerning mole on his face ... Had surgery to remove the mole and, as a precaution, doctors removed two lymph nodes in his neck
 - Before his Stanford career began, took a two-year pause from football in order to complete his missionary service for the Church of Jesus Christ of Latter-Day Saints in Curitiba, Brazil ... During that 21-month experience, he learned how to read and speak Portuguese
 - Previously had an opportunity to play with **Jalen Hurts** at Alabama ... A four-star prospect who was recruited by the Crimson Tide in 2017, visited Tuscaloosa on a weekend when Hurts beat LSU

- CAREER HIGHLIGHTS**
- In 2024, served as a backup to **Jalen Hurts** and **Kenny Pickett** during Philadelphia's **Super Bowl LIX**-winning campaign ... Played in two games (one start), completing 30-of-45 passes for 323 yards and 4 TDs with a 117.2 passer rating

2025 SEASON - EAGLES

-

- 2024 SEASON - EAGLES**
- Appeared in two games (one start), throwing for 323 yards with 4 TDs on 30-of-45 (66.7% passing) for a 117.2 passer rating ... Backed up **Jalen Hurts** and **Kenny Pickett** in 15 regular season games
 - Started his first career game in Week 18, going 27-of-41 for 269 yards with 2 TDs in the 20-13 win versus the N.Y. Giants (1/5/25) ... He became the second Eagle since the 1970 merger to throw for 250+ yards, 2+ TDs and 0 INTs in their first career start since **Carson Wentz** on 9/11/16 vs. Cleveland.
 - Made his NFL debut in relief of an injured **Kenny Pickett** in the 41-7 win versus Dallas (12/29/24) ... Completed 3-of-4 passes for 54 yards and 2 TDs in the division-clinching win ... Became the first player in NFL history to have multiple TD passes in his NFL debut while attempting five or fewer passes

2025 Game-by-Game Statistics (PHI)																				
				Passing									Rushing					Off Snaps		
Date	Opp		GP/S	Att	Cmp	Pct	Yds	Y/A	TD	Int	Lg	Sk/Yds	Rate	Att	Yds	Avg	Lg	TD	No	Pct
Sep 4	Dal	W	0/0	Inactive																
Sep 14	at KC																			
Sep 21	LAR																			
Sep 28	at TB																			
Oct 5	Den																			
Oct 9	at NYG																			
Oct 19	at Min																			
Oct 26	NYG																			
Nov 10	at GB																			
Nov 16	Det																			
Nov 23	at Dal																			
Nov 28	Chi																			
Dec 8	at LAC																			
Dec 14	LV																			
Dec 20	at Was																			
Dec 28	at Buf																			
TBD	Was																			
Totals			0/0	0	0	---	0	---	0	0	--	0	---	0	0	---	--	0	0	0%



Hobbies: Golf, ping-pong, spikeball ... First job: Mowed lawns for elderly people in his neighborhood in high school ... Bucket list: Play golf at Pebble Beach, visit The Colosseum and Christ the Redeemer statue ... Surprisingly good at: Speaking Portuguese and is “pretty good” at playing pickleball ... Desired talent: Piano ... If he could own a business: “I love private equity (interned with a firm while at Stanford). It also would be cool to invent something that would be able to help other people or save lives or help the military.” ... Karaoke song of choice: “Ain’t No Mountain High Enough” by Marvin Gaye and Tammi Terrell ... Favorite TV shows: *The Office*, *Game of Thrones*

COLLEGE HIGHLIGHTS

- ▶ A team captain who started 21 of 23 career games at Stanford (2020-22), where he completed 473-of-748 (63.0%) passes for 5,336 yards (7.1 avg.), 28 TDs, 15 INTs and a 131.5 passer efficiency rating
- ▶ In 2022, totaled the 9th-most passing yards (2,947) in single-season program history, averaging 245.6 yards per game with 13 TDs ... In his first year as a starter in 2021, set the school freshman record with 19 total TDs en route to All-Pac-12 honorable mention accolades

TRANSACTIONS

- ▶ 2023 - Drafted by PHI in 6th round (188th overall)



MAC MCWILLIAMS

CORNERBACK | 22



Height: 5-10 Weight: 191 DOB: Nov. 29, 2001 (Age 23)
NFL Experience: Rookie (*1st with Eagles*) Draft: D5a-25 (145th overall) by PHI
College: Central Florida Hometown (HS): Pensacola, FL (Pine Forrest)

CAREER STATISTICS																		
			TACKLES				PASS RUSH			INTERCEPTIONS					FUMBLES		DEF SNAPS	
Year	Team	GP/S	Total	Solo	Asst	TFL	Sacks	QBH	QBP	Int	Yds	Lg	TD	PD	FF	FR	No	Pct
2025	Philadelphia	1/0	0	0	0	0	0.0	0	0	0	0	--	0	0	0	0	0	0%
Totals		1/0	0	0	0	0	0.0	0	0	0	0	--	0	0	0	0	---	---

CAREER HIGHS		
Tackles	--	---
Sacks	--	---
INTs	--	---
PDs	--	---
FFs	--	---
FRs	--	---



BIRDSEED

- ▶ Attended Pine Forrest (FL) High School, where he starred as a DB, recording 5 INT-TDs during his senior season while returning kickoffs and punts ... Played with **Devon Witherspoon** and **Martin Emerson**

2025 SEASON - EAGLES

- ▶

COLLEGE HIGHLIGHTS

- ▶ Spent five years in the collegiate ranks with stints at UAB (2020-23) and Central Florida (2024) ... Saw action in 42 contests (36 starts) and recorded 131 tackles (98 solo), 24 PDs, 12.5 TFLs, 2 INTs, 2 FFs, 2 FRs, 1 INT-TD and 1.0 sack
- ▶ In 2024, played in 11 games (11 starts), registering 32 tackles (25 solo), 6.5 TFLs, 1 INT, 1 FF and 1 FR ... According to *Pro Football Focus*, finished the season as the Knights’ highest graded defender at 81.6
- ▶ As a junior at UAB, posted a career-high 52 tackles (39 solo), 2 TFLs, 1 FF and 1 FR in 12 games (12 starts) ... Also served as a punt returner for the Blazers, returning 6 punts for 60 yards (10.0 avg)

TRANSACTIONS

- ▶ **2025** - Drafted by PHI in 5th round (145th overall)

Nickname: Mac ... Hobbies: Playing video games, hiking and hunting, loves playing NCAA 25, made himself a 99 overall ... If he could play another sport: Lacrosse, loves the physicality and competitiveness of the game ... Alternate career choice: Owning a sports team or being a general manager ... Favorite sports moment: Winning the 2020 C-USA Championship ... Favorite movie: *Scream* ... Favorite music genre: Rap



2025 GAME-BY-GAME STATISTICS (PHI)												
Date	Opp		GP/S	Tot	Solo	Sk	Int	PD	FF	FR	Snap	Pct
Sep 4	Dal	W	1/0	0	0	0.0	0	0	0	0	0	0%
Sep 14	at KC											
Sep 21	LAR											
Sep 28	at TB											
Oct 5	Den											
Oct 9	at NYG											
Oct 19	at Min											
Oct 26	NYG											
Nov 10	at GB											
Nov 16	Det											
Nov 23	at Dal											
Nov 28	Chi											
Dec 8	at LAC											
Dec 14	LV											
Dec 20	at Was											
Dec 28	at Buf											
TBD	Was											
Totals			1/0	0	0	0.0	0	0	0	0	0	0%





JOHN METCHIE

WIDE RECEIVER | 18



Height: 6-0 Weight: 195 DOB: July 18, 2000 (Age 25)
NFL Experience: 4th Year (1st with Eagles) Draft: D2b-22 (44th overall) by HOU Acquired: T-Hou-25
College: Alabama Hometown (HS): Brampton, Ontario, Canada (St. James - Hagerstown, MD)

CAREER STATISTICS									
			RECEIVING					OFF SNAPS	
Year	Team	GP/S	Rec	Yds	Avg	Lg	TD	No	Pct
2023	Houston	16/0	16	158	9.9	22	0	310	27%
2024	Houston	13/3	24	254	10.6	28	1	381	34%
2025	Philadelphia	1/0	0	0	---	--	0	0	0%
Totals		30/3	40	412	10.3	28	1	---	---
PLAYOFFS									
2023	Houston	2/0	3	44	14.7	27	0	70	74%
2024	Houston	2/1	6	63	10.5	24	0	76	54%
Totals		4/1	9	107	11.9	27	0	---	---
ADDITIONAL STATISTICS									
Fumbles/Lost: 1/0 - 2024 (1/0) Postseason Fumbles/Lost: 1/1 - 2024 (1/1)									
Special Teams Tackles: 1 - 2025 (1)									

CAREER HIGHS		
Receptions	5	2x, last: 11/10/24 vs. Det.
Receiving Yards	74	11/10/24 vs. Det.
Receiving Long	28	10/27/24 vs. Ind.
Receiving TDs	1	11/10/24 vs. Det.



BIRDSEED

- ▶ Missed his entire rookie season after being diagnosed with Acute Promyelocytic Leukemia in July 2022 ... Upon diagnosis, Metchie admitted that he was concerned that he wouldn't be able to play football but relied on his faith and support system to persevere ... In August of 2023, he was cleared to return to the practice field
- ▶ Was born in Taipei, Taiwan, then spent a few of his early childhood years in Ghana before moving to Brampton, Canada ... His first opportunity to connect with football came with the Brampton Bulldogs and he credits his brother, Royce, for inspiring him to want to play professional football
- ▶ Came to the United States from Canada when he was just 14 years old to play football at St. James (MD) School before spending a prep season at The Peddie (NJ) School ... Totaled over 2,500 receiving yards and 1,300 rushing yards during his time at St. James

CAREER HIGHLIGHTS

- ▶ Originally selected by Houston in the 2nd round (44th overall) of the 2022 NFL Draft ... Spent first three seasons of career with the Texans, seeing action in 29 contests (three starts) and registering 412 yards on 40 catches (10.3 avg.) with 1 TD ... Helped the team make the AFC Divisional Round in consecutive years (2023-24)

2025 SEASON - EAGLES



2024 SEASON - TEXANS

- ▶ Appeared in 13 contests (three starts), posting career highs in offensive snaps (381), receiving yards (254) and receptions (24)

COLLEGE HIGHLIGHTS

- ▶ Played collegiately at Alabama (2019-21), spending three seasons with the Crimson Tide ... Played in 39 games, registering 2,081 yards on 155 touches (13.4 avg.) with 14 TDs ... His 155 catches rank 7th-most in program history ... As a junior in 2021, earned All-SEC second-team honors after catching 96 passes for 1,142 yards (11.9 avg.) and 8 TDs ... The 96 receptions led the team and ranked 3rd-most in Alabama single-season history

TRANSACTIONS

- ▶ **2022** - Drafted by HOU in 2nd round (44th overall) ... **8/23/22** - Placed on Reserve/Non-Football Injury (Acute Promyelocytic Leukemia) ... **8/17/25** - Acquired by PHI with a 2026 6th-round pick in exchange for Harrison Bryant and a 2026 5th-round pick



2025 GAME-BY-GAME STATISTICS (PHI)										
Date	Opp		GP/S	Rec	Yds	Avg	Lg	TD	Snaps	Pct
Sep 4	Dal	W	1/0	0	0	---	--	0	1	1%
Sep 14	at KC									
Sep 21	LAR									
Sep 28	at TB									
Oct 5	Den									
Oct 9	at NYG									
Oct 19	at Min									
Oct 26	NYG									
Nov 10	at GB									
Nov 16	Det									
Nov 23	at Dal									
Nov 28	Chi									
Dec 8	at LAC									
Dec 14	LV									
Dec 20	at Was									
Dec 28	at Buf									
TBD	Was									
Totals			1/0	0	0	---	--	0	1	1%





QUINYON MITCHELL

CORNERBACK | 27



Height: 6-0 Weight: 193 DOB: July 18, 2001 (Age 24)
NFL Experience: 2nd Year (2nd with Eagles) Draft: D1-24 (22nd overall) by PHI
College: Toledo Hometown (HS): Williston, FL (Williston)

SUPER BOWL CHAMPION: 2024 (LIX)

CAREER STATISTICS																		
			TACKLES				PASS RUSH			INTERCEPTIONS					FUMBLES		DEF SNAPS	
Year	Team	GP/S	Total	Solo	Asst	TFL	Sacks	QBH	QBP	Int	Yds	Lg	TD	PD	FF	FR	No	Pct
2024	Philadelphia	16/16	46	37	9	0	0.0	0	0	0	0	--	0	12	0	0	955	91%
2025	Philadelphia	1/1	4	3	1	0	0.0	0	0	0	0	--	0	1	0	1	61	100%
Totals		17/17	50	40	10	0	0.0	0	0	0	0	--	0	13	0	1	---	---
PLAYOFFS																		
2024	Philadelphia	4/4	14	12	2	0	0.0	0	0	2	0	0	0	4	0	0	204	75%
Totals		4/4	14	12	2	0	0.0	0	0	2	0	0	0	4	0	0	---	---

CAREER HIGHS		
Tackles	6	2x, last: 1/12/25 vs. GB (WC)
Sacks	--	---
INTs	1	2x, last: 1/26/25 vs. Was. (CC)
PDs	2	4x, last: 1/26/25 vs. Was. (CC)
FFs	--	---
FRs	1	9/4/25 vs. Dal.

Nicknames: Q, Bill, Speed Buggy ... Bucket list: Travel to Paris ... If he could play another sport, what position/team: Would be a Pitcher for the Philadelphia Phillies ... Food he would never eat: Pig feet ... If he could witness any sports moment: Golden State Warriors NBA Finals game ... Favorite athlete to watch: Darius Slay ... Favorite movies: Forrest Gump and Set It Off ... Favorite TV show: Criminal Minds ... Favorite music: Rap/hip-hop (Young Jeezy, Yo Gotti and Kodak Black)



- BIRDSEED**
- ▶ Became the first Toledo player to be selected in the 1st round of the NFL Draft since **Dan Williams** in 1993 (11th overall by Denver)
 - ▶ Credits Toledo for sticking with him and giving him a chance to play college football when he struggled academically in high school ... Says the relationships he built with coaches, staff and teammates are why he never considered leaving Toledo for power five opportunities
 - ▶ A three-sport athlete at Williston (FL) High School, where he competed in football, basketball and track ... Produced 8 INTs and ran for 983 yards and 11 TDs with a 9.5 rushing average as a senior

- CAREER HIGHLIGHTS**
- ▶ A key member of the Eagles' **Super Bowl LIX**-winning defense in 2024
 - ▶ Recognized as an *Associated Press* award finalist for Defensive Rookie of the Year in 2024 ... Ranked 3rd among NFL CBs in yards allowed per coverage snap (0.8) (min. 600 coverage snaps) ... Also had the 3rd-most forced incompletions (15) in the league

2025 SEASON - EAGLES



- 2024 SEASON - EAGLES**
- ▶ Started 16 regular season contests during his rookie season, totaling 46 tackles (37 solo) and 12 PDs en route to being named an *Associated Press* Defensive Rookie of the Year finalist ... Also appeared in all four postseason contests, registering a team-high-tying 2 INTs and 4 PDs during Philadelphia's **Super Bowl LIX**-winning playoff run
 - ▶ Picked off Commanders QB **Jayden Daniels** in the end zone of Philadelphia's 55-23 NFC Championship win over Washington (1/26/25) ... The INT led to a 2-yard **Will Shipley** TD with 3:07 left in the fourth quarter
 - ▶ Intercepted Packers QB **Jordan Love** in the endzone with 2:00 remaining to seal the Eagles NFC Wild Card victory vs. Green Bay (1/12/25) ... Became the first rookie to produce a postseason INT since **Roynell Young** on 1/11/81 vs. Dallas

- COLLEGE HIGHLIGHTS**
- ▶ Played collegiately at Toledo (2020-23), finishing as the program's all-time leader in PDs (52) ... Became the first Rocket to ever be named to all five major All-America teams (*AP*, *FWAA*, *AFCA*, *Sporting News* and



2025 GAME-BY-GAME STATISTICS (PHI)												
Date	Opp		GP/S	Tot	Solo	Sk	Int	PD	FF	FR	Snap	Pct
Sep 4	Dal	W	1/1	4	3	0.0	0	0	0	1	61	100%
Sep 14	at KC											
Sep 21	LAR											
Sep 28	at TB											
Oct 5	Den											
Oct 9	at NYG											
Oct 19	at Min											
Oct 26	NYG											
Nov 10	at GB											
Nov 16	Det											
Nov 23	at Dal											
Nov 28	Chi											
Dec 8	at LAC											
Dec 14	LV											
Dec 20	at Was											
Dec 28	at Buf											
TBD	Was											
Totals			1/1	4	3	0.0	0	0	0	1	61	100%



- Walter Camp) during his career ... Also became the second player in school history to be selected to an All-America team in consecutive seasons (2022-23) by one of the five major publications
- ▶ As a senior in 2023, earned second-team All-America honors and was voted first-team All-MAC for the second straight year after recording 40 tackles, 19 PDs (2nd in nation), 1 INT and 1 blocked punt ... Led the country with a program-record 25 PDs as a junior in 2022, receiving first-team All-MAC and second-team All-America recognition
- TRANSACTIONS**
- ▶ **2024** - Drafted by PHI in 1st round (22nd overall)



SMAEL MONDON

LINEBACKER | 42

(pronounced SMILE)

Height: 6-2 Weight: 224 DOB: Feb. 13, 2003 (Age 22)
NFL Experience: Rookie (1st with Eagles) Draft: D5b-25 (161st overall) by PHI
College: Georgia Hometown (HS): Dallas, GA (Paulding County)



CAREER STATISTICS																		
			TACKLES				PASS RUSH			INTERCEPTIONS					FUMBLES		DEF SNAPS	
Year	Team	GP/S	Total	Solo	Asst	TFL	Sacks	QBH	QBP	Int	Yds	Lg	TD	PD	FF	FR	No	Pct
2025	Philadelphia	1/0	0	0	0	0.0	0.0	0	0	0	0	--	0	0	0	0	0	0%
Totals		1/0	0	0	0	0.0	0.0	0	0	0	0	--	0	0	0	0	---	---

CAREER HIGHS		
Tackles	--	---
Sacks	--	---
INTs	--	---
PDs	--	---
FFs	--	---
FRs	--	---

Nicknames: The mayor, Slimey dude ... Hobbies: Watching movies, tv shows and exploring cars ... First jobs: Working at McDonalds and Little Caesars ... If he could play another sport: Basketball, would want to play with LeBron ... Career choice outside of sports: Owning a luxury car dealership ... Favorite TV shows: *Narcos* or *Stranger Things* ... Favorite movie: *Interstellar* ... Favorite athlete: Anthony Edwards



BIRDSEED

- ▶ Parents hail from the Ivory Coast (Cote D'Ivoire), West Africa ... Grew up bilingual, originally learning French and English as a child
- ▶ Career at Georgia overlapped with Eagles LB **Nakobe Dean**, who Mondon models his playing style after and refers to as his "big brother"
- ▶ Prepped at Paulding County (GA) High School, where he played four seasons at QB, RB and WR in addition to LB ... Ranked as a five star composite prospect by 247Sports ... Labeled as the No. 29 prospect nationally, the No. 2 overall OLB prospect and No. 3 prospect in Georgia

2025 SEASON - EAGLES



COLLEGE HIGHLIGHTS

- ▶ Played collegiately at Georgia (2021-24), totaling 213 tackles (124 solo), 17.5 TFLs, 6 PDs, 8.0 sacks and 1 INT in 51 career games (32 starts)
- ▶ As a senior in 2024, played in 10 games (eight starts), registering 57 tackles (29 solo), 3.5 TFLs and 3.0 sacks ... Helped lead the Dawgs to a victory over Texas (12/7/24) in the SEC Championship after posting 6 tackles (4 solo) and 2 pressures ... Included on Senior Bowl, Chuck Bednarik Award, Bronko Nagurski Trophy and Butkus Award watch lists

TRANSACTIONS

- ▶ 2025 - Drafted by PHI in 5th round (161st overall)



2025 GAME-BY-GAME STATISTICS (PHI)												
Date	Opp		GP/S	Tot	Solo	Sk	Int	PD	FF	FR	Snap	Pct
Sep 4	Dal	W	1/0	0	0	0.0	0	0	0	0	0	0%
Sep 14	at KC											
Sep 21	LAR											
Sep 28	at TB											
Oct 5	Den											
Oct 9	at NYG											
Oct 19	at Min											
Oct 26	NYG											
Nov 10	at GB											
Nov 16	Det											
Nov 23	at Dal											
Nov 28	Chi											
Dec 8	at LAC											
Dec 14	LV											
Dec 20	at Was											
Dec 28	at Buf											
TBD	Was											
Totals			1/0	0	0	0.0	0	0	0	0	0	0%





ANDREW MUKUBA

SAFETY | 24



(pronounced muh-KOO-bah)

Height: 5-11 Weight: 186 DOB: Dec. 7, 2002 (Age 22)
NFL Experience: Rookie (*1st with Eagles*) Draft: D2-25 (64th overall) by PHI
College: Texas Hometown (HS): Austin, TX (Lyndon B. Johnson)

CAREER STATISTICS																		
			TACKLES				PASS RUSH			INTERCEPTIONS					FUMBLES		DEF SNAPS	
Year	Team	GP/S	Total	Solo	Asst	TFL	Sacks	QBH	QBP	Int	Yds	Lg	TD	PD	FF	FR	No	Pct
2025	Philadelphia	1/1	4	3	1	0	0.0	0	0	0	0	--	0	0	0	0	51	84%
Totals		1/1	4	3	1	0	0.0	0	0	0	0	--	0	0	0	0	---	---

CAREER HIGHS		
Tackles	4	9/4/25 vs. Dal.
Sacks	--	--
INTs	--	--
PDs	--	--
FFs	--	--
FRs	--	--

Nicknames: Koobs, Kub ... First job: YMCA basketball official for 9U teams ... Bucket list item: Trying out the best food places in Philadelphia ... If he could play another sport: Would be a striker for Real Madrid because soccer was his first love ... Career choice outside of sports: Real estate, "You can make some good money in that." ... Favorite TV show: *Power Book II: Ghost* ... Favorite movie: *Home Alone*



BIRDSEED

- ▶ Was born in Harare, Zimbabwe before his family immigrated to Austin, TX when he was 9 years old ... While in Zimbabwe, Mukuba’s family dealt with far from ideal living conditions that included Andrew and his siblings sleeping on the floor, going days without electricity and having to walk miles into Zimbabwe’s capital city for necessary resources
- ▶ Upon moving to the states, he attended Lyndon B. Johnson (TX) High School where he excelled as a versatile superstar, winning District Offensive Player of the Year in 2020 while recording 6 INTs on defense

2025 SEASON - EAGLES



COLLEGE HIGHLIGHTS

- ▶ Began his collegiate career at Clemson (2021-23) before spending his final season at Texas (2024) ... Played in 50 total games (44 starts), recording 218 tackles (151 solo), 31 PDs, 8.5 TFL, 6 INTs and 2 FRs
- ▶ As a senior at Texas in 2024, played in 15 contests (12 starts) earning third-team All-SEC honors after totaling 69 tackles (41 solo), 11 PDs, 5 INTs (tied team-high), 4 TFLs and 1 FF ... Helped the Longhorns make appearances in the SEC Championship and the CFP Semifinal
- ▶ In 2021, registered 54 tackles (38 solo), 2 TFLs, 1.0 sack and 1 FR in 13 games (10 starts) en route to earning Freshman All-American honors and winning the ACC Defensive Rookie of The Year ... The 10 starts were the most by a Clemson true freshman in the modern era ... Began season as the first true freshman DB to start a game for Clemson since 1972 when he took the field versus Georgia (9/4/21)

TRANSACTIONS

- ▶ 2025 - Drafted by PHI in 2nd Round (64th overall)



2025 GAME-BY-GAME STATISTICS (PHI)												
Date	Opp		GP/S	Tot	Solo	Sk	Int	PD	FF	FR	Snap	Pct
Sep 4	Dal	W	1/1	4	3	0.0	0	0	0	0	51	84%
Sep 14	at KC											
Sep 21	LAR											
Sep 28	at TB											
Oct 5	Den											
Oct 9	at NYG											
Oct 19	at Min											
Oct 26	NYG											
Nov 10	at GB											
Nov 16	Det											
Nov 23	at Dal											
Nov 28	Chi											
Dec 8	at LAC											
Dec 14	LV											
Dec 20	at Was											
Dec 28	at Buf											
TBD	Was											
Totals			1/1	4	3	0.0	0	0	0	0	51	84%





PARRY NICKERSON (PS)
CORNERBACK | 34



Height: 5-10 Weight: 182 DOB: Oct. 11, 1994 (Age 30)
NFL Experience: 6th Year (1st with Eagles) Draft: D6a-18 (179th overall) by NYJ Acquired: FA-24
College: Tulane Hometown (HS): New Orleans, LA (West Harvey)

SUPER BOWL CHAMPION: 2024 (LIX) (PS)

CAREER STATISTICS																		
			TACKLES				PASS RUSH			INTERCEPTIONS					FUMBLES		DEF SNAPS	
Year	Team	GP/S	Total	Solo	Asst	TFL	Sacks	QBH	QBP	Int	Yds	Lg	TD	PD	FF	FR	No	Pct
2018	N.Y. Jets	16/2	19	16	3	1	0.0	0	0	0	0	--	0	1	0	0	212	19%
2019	Jacksonville	4/1	3	2	1	0	0.0	0	0	0	0	--	0	0	0	0	38	14%
2020	Green Bay	1/0	0	0	0	0	0.0	0	0	0	0	--	0	0	0	0	0	0%
2021	Minnesota	4/0	1	1	0	0	0.0	0	0	0	0	--	0	0	0	0	17	6%
2023	Miami	5/0	5	5	0	0	0.0	0	0	0	0	--	0	0	0	0	84	24%
2025	Philadelphia	0/0	0	0	0	0	0.0	0	0	0	0	--	0	0	0	0	0	0%
Totals		30/3	28	24	4	1	0.0	0	0	0	0	--	0	1	0	0	---	---
ADDITIONAL STATISTICS																		
Special Teams Tackles: 5 - 2018 (2), 2019 (3)																		

CAREER HIGHS		
Tackles	6	2x, last: 10/21/18 vs. Min.
Sacks	--	---
INTs	--	---
PDs	1	10/14/18 vs. Ind.
FFs	--	---
FRs	--	---



BIRDSEED

- ▶ Is the co-owner of the E. Robert Art Gallery in New Orleans, LA
- ▶ Majored in public relations during his time at Tulane

CAREER HIGHLIGHTS

- ▶ Was a member of Philadelphia’s practice squad during the club’s **Super Bowl LIX**-winning season in 2024
- ▶ Spent the first five seasons of his NFL career with the Jets (2018), Jaguars (2019), Packers (2020), Vikings (2021) and Dolphins (2023)

2025 SEASON - EAGLES

- ▶

2024 SEASON - EAGLES

- ▶ Contributed to Philadelphia’s practice squad when the team won **Super Bowl LIX**

COLLEGE HIGHLIGHTS

- ▶ Played collegiately at Tulane (2013-17), tallying 188 tackles (152 solo), 31 PDs, 16 INTs, 8 TFLs, 4 FRs and 3 FFs in 48 games (46 starts) ... Finished his career with the 2nd-most INTs in Green Wave history ... Earned second-team All-America and first-team All-AAC recognition in 2017 after posting 55 tackles (46 solo), 14 PDs, 6 INTs and 2 TFLs

TRANSACTIONS


- ▶ **2018** - Drafted by NYJ in 6th round (179th overall) ... **8/31/19** - Acquired by SEA from NYJ in exchange for 2021 7th-round draft choice ... **9/10/19** - Waived by SEA ... **9/12/19** - Signed by SEA to practice squad ... **10/15/19** - Released by SEA from practice squad ... **10/17/19** - Signed by JAX ... **10/21/19** - Waived by JAX ... **10/23/19** - Signed by JAX to practice squad ... **12/3/19** - Elevated by JAX from practice squad for Week 15 vs. Los Angeles ... **7/30/20** - Placed on Reserve/COVID-19 ... **8/5/20** - Activated from Reserve/COVID-19 ... **9/5/20** - Waived by JAX ... **9/7/20** - Signed by GB ... **10/20/20** - Placed on Reserve/Injured (hamstring) ... **5/17/21** - Signed by MIN ... **8/31/21** - Waived by MIN ...



2025 GAME-BY-GAME STATISTICS (PHI)												
Date	Opp		GP/S	Tot	Solo	Sk	Int	PD	FF	FR	Snaps	Pct
Sep 4	Dal	W	---	EAGLES PRACTICE SQUAD								
Sep 14	at KC											
Sep 21	LAR											
Sep 28	at TB											
Oct 5	Den											
Oct 9	at NYG											
Oct 19	at Min											
Oct 26	NYG											
Nov 10	at GB											
Nov 16	Det											
Nov 23	at Dal											
Nov 28	Chi											
Dec 8	at LAC											
Dec 14	LV											
Dec 20	at Was											
Dec 28	at Buf											
TBD	Was											
Totals			0/0	0	0	0.0	0	0	0	0	0	0%



9/1/21 - Signed by MIN to practice squad ... **9/25/21** - Elevated by MIN from practice squad for Week 3 vs. Seattle ... **10/2/21** - Elevated by MIN from practice squad for Week 4 vs. Cleveland ... **10/9/21** - Elevated by MIN from practice squad for Week 5 vs. Detroit ... **1/4/22** - Released by MIN from practice squad ... **1/8/22** - Signed by MIN to practice squad ... **1/8/22** - Elevated by MIN from practice squad for Week 18 vs. Chicago ... **1/10/22** - Signed by MIN ... **8/30/22** - Released by MIN ... **8/31/22** - Signed by MIN to practice squad ... **9/27/22** - Released by MIN from practice squad ... **11/15/22** - Signed by MIN to practice squad ... **12/16/22** - Elevated by MIN from practice squad for Week 15 vs. Indianapolis ... **8/7/23** - Signed by MIA ... **8/29/23** - Released by MIA ... **8/31/23** - Signed by MIA ... **10/28/23** - Released by MIA ... **10/30/23** - Signed by MIA to practice squad ... **6/7/24** - Signed by PHI ... **8/26/24** - Released by PHI ... **10/15/24** - Signed by PHI to practice squad ... **2/14/25** - Signed by PHI to reserve/future contract ... **8/25/25** - Released by PHI ... **8/27/25** - Signed by PHI to practice squad



MORO OJOMO


DEFENSIVE TACKLE | 97

(pronounced MORE-oh oh-JOE-moe)

Height: 6-3 Weight: 292 DOB: Aug. 15, 2001 (Age 24)

NFL Experience: 3rd Year (3rd with Eagles) Draft: D7-23 (249th overall) by PHI

College: Texas Hometown (HS): Katy, TX (Katy)



SUPER BOWL CHAMPION: 2024 (LIX)

CAREER STATISTICS																		
			TACKLES				PASS RUSH			INTERCEPTIONS					FUMBLES		DEF SNAPS	
Year	Team	GP/S	Total	Solo	Asst	TFL	Sacks	QBH	QBP	Int	Yds	Lg	TD	PD	FF	FR	No	Pct
2023	Philadelphia	8/0	3	2	1	0	0.0	0	1	0	0	--	0	0	0	0	68	6%
2024	Philadelphia	17/1	20	6	14	0	0.0	5	22	0	0	--	0	0	0	0	388	37%
2025	Philadelphia	1/1	1	0	1	0	0.0	1	1	0	0	--	0	0	0	0	55	90%
Totals		26/2	24	8	16	0	0.0	6	24	0	0	--	0	0	0	0	---	---
PLAYOFFS																		
2023	Philadelphia	0/0	0	0	0	0	0.0	0	0	0	0	--	0	0	0	0	0	0%
2024	Philadelphia	4/0	7	5	2	2	1.0	1	7	0	0	--	0	0	0	0	102	38%
Totals		4/0	7	5	2	2	1.0	1	7	0	0	--	0	0	0	0	---	---

CAREER HIGHS		
Tackles	5	1/5/25 vs. NYG
Sacks	1.0	1/19/25 vs. LAR (Div.)
INTs	--	---
PDs	--	---
FFs	--	---
FRs	--	---

Hobbies: Reading about finance, networking, watching Liverpool ...
First job: Working at Hat Creek headquarters ... Biggest influence: His dad, who's always speaking positivity into his life ...
If he could have a career outside of sports: Would work in private equity and venture capital ... Favorite movie: *The Great Gatsby*



- BIRDSEED
- ▶ Originally born in Lagos, Nigeria ... His family emigrated from Nigeria to Santa Clarita, CA, when he was 8 years old after his mother, Bimbo, received an offer to work for an IT company ... His father, Ololade, is a pastor who opened a church in California after the move ... Early on during their time in the United States, his older sister, Omodele, was diagnosed with leukemia ... After several years of hospital visits and chemotherapy, the family moved to Katy, TX, for a fresh start
 - ▶ Enrolled at the University of Texas when he was 16 years old ... Began kindergarten at 3 years old at a British school in Nigeria and remained on that educational path after moving to the United States
 - ▶ While at Katy (TX) High School, served as a backup on the freshman team and didn't earn a spot on junior varsity the following year ... Had to push himself to keep up with the older players and began investing time in weight training before his junior year ... Made the varsity team and went on to become a highly-recruited, all-state player
 - ▶ Majored in business finance and plans to have a career as a corporate lawyer after football ... A four-time first-team Academic All-Big 12 honoree and eight-time Big 12 Commissioner's Honor Roll member ... Served on the student athlete advisory committee for three years to advocate and address issues student athletes faced

- CAREER HIGHLIGHTS
- ▶ A member of Philadelphia's **Super Bowl LIX**-winning roster in 2024

2025 SEASON - EAGLES

- ▶

- 2024 SEASON - EAGLES
- ▶ Appeared in 17 contests (one start) with 22 pressures and 20 tackles (6 solo) in 388 defensive snaps ... According to *PFF*, finished 2nd in the NFL in pass rush win rate (18.7%), trailing only **Chris Jones** (18.9%)

- COLLEGE HIGHLIGHTS
- ▶ Played collegiately at Texas (2018-22), where he was a two-time All-Big 12 honoree ... During his five-year career with the Longhorns, totaled 95 tackles (50 solo), 13.5 TFLs, 5.0 sacks, 1 FF and 1 FR in 50 games



2025 GAME-BY-GAME STATISTICS (PHI)												
Date	Opp		GP/S	Tot	Solo	Sk	Int	PD	FF	FR	Snap	Pct
Sep 4	Dal	W	1/1	1	0	0.0	0	0	0	0	55	90%
Sep 14	at KC											
Sep 21	LAR											
Sep 28	at TB											
Oct 5	Den											
Oct 9	at NYG											
Oct 19	at Min											
Oct 26	NYG											
Nov 10	at GB											
Nov 16	Det											
Nov 23	at Dal											
Nov 28	Chi											
Dec 8	at LAC											
Dec 14	LV											
Dec 20	at Was											
Dec 28	at Buf											
TBD	Was											
Totals			1/1	1	0	0.0	0	0	0	0	55	90%



- ▶ Registered career highs in tackles (32 solo), TFLs (5.5), sacks (3.0) and FFs (1) over 12 games (five starts) as a senior in 2022, earning second-team All-Big 12 accolades ... Also voted an all-conference honorable mention selection following his junior campaign in 2021

TRANSACTIONS

- ▶ 2023 - Drafted by PHI in 7th round (249th overall)



AZEEZ OJULARI

OUTSIDE LINEBACKER | 13



(pronounced ah-ZEEZ oju-LAHR-ee)

Height: 6-3 Weight: 240 DOB: June 16, 2000 (Age 25)
NFL Experience: 5th Year (1st with Eagles) Draft: D2-21 (50th overall) by NYG Acquired: FA-NYG-25
College: Georgia Hometown (HS): Marietta, GA (Marietta)

CAREER STATISTICS																		
			TACKLES				PASS RUSH			INTERCEPTIONS					FUMBLES		DEF SNAPS	
Year	Team	GP/S	Total	Solo	Asst	TFL	Sacks	QBH	QBP	Int	Yds	Lg	TD	PD	FF	FR	No	Pct
2021	N.Y. Giants	17/13	49	29	20	8	8.0	13	38	0	0	--	0	2	1	0	780	67%
2022	N.Y. Giants	7/5	14	9	5	3	5.5	7	16	0	0	--	0	1	3	1	230	20%
2023	N.Y. Giants	11/7	16	9	7	3	2.5	7	23	0	0	--	0	0	0	1	423	38%
2024	N.Y. Giants	11/5	28	12	16	7	6.0	10	23	0	0	--	0	0	0	1	392	36%
2025	Philadelphia	0/0	0	0	0	0.0	0.0	0	0	0	0	--	0	0	0	0	0	0%
Totals		46/30	107	59	48	21	22.0	37	100	0	0	--	0	3	4	3	---	---
PLAYOFFS																		
2022	N.Y. Giants	2/1	2	1	1	1	0.0	1	0	0	0	--	0	0	0	0	22	17%
Totals		2/1	2	1	1	1	0.0	1	0	0	0	--	0	0	0	0	---	---

CAREER HIGHS		
Tackles	7	10/28/24 at Pit.
Sacks	2.5	10/24/21 vs. Car.
INTs	--	--
PDs	1	3x, last: 12/4/22 vs. Was.
FFs	1	4x, last: 12/18/22 at Was.
FRs	1	9/22/24 at Cle.



BIRDSEED

- ▶ Boasts family ties to Philadelphia ... His parents met in Philadelphia after moving from Nigeria, while his sister was born in Philly and still has some family in the area
- ▶ His brother, B.J., plays for the Cardinals ... The brothers host an annual youth football camp that helps kids ages 7-12 in Marietta, GA ... They aim to serve as role models for younger kids and provide them space to learn the fundamentals of football and interact with their peers
- ▶ Supported the Boys and Girls Club of Newark through the NFL's My Cause My Cleats initiative ... The club supports after school programming and empowers the young people of Newark to achieve success in education as well as preparing them for the future

CAREER HIGHLIGHTS

- ▶ Spent first four seasons of career with N.Y. Giants (2021-24), appearing in 46 games (30 starts) and recording 107 tackles (59 solo), 100 pressures, 22.0 sacks, 21 TFLs, 4 FFs and 3 FRs

2025 SEASON - EAGLES

- ▶

2024 SEASON - GIANTS

- ▶ Saw action in 11 contests (five starts), registering 28 tackles (12 solo), 7 TFLs, 6.0 sacks and 23 pressures

COLLEGE HIGHLIGHTS

- ▶ Played collegiately at Georgia (2018-2020), where he recorded 71 tackles (41 solo), 19.5 TFLs, 14 sacks and 5 FFs ... In his two years as a starter (2019-20), led the Bulldogs in sacks both years
- ▶ As a redshirt sophomore in 2020, earned second-team All-SEC honors after posting 12.5 TFLs and 8.5 sacks (led team in both categories) ... Also was named defensive MVP of Georgia's Chick-Fil-A Peach Bowl win over Cincinnati (1/1/21) after accumulating 3.0 sacks and 2 FFs



2025 GAME-BY-GAME STATISTICS (PHI)												
Date	Opp		GP/S	Tot	Solo	Sk	Int	PD	FF	FR	Snap	Pct
Sep 4	Dal	W	0/0	INACTIVE								
Sep 14	at KC											
Sep 21	LAR											
Sep 28	at TB											
Oct 5	Den											
Oct 9	at NYG											
Oct 19	at Min											
Oct 26	NYG											
Nov 10	at GB											
Nov 16	Det											
Nov 23	at Dal											
Nov 28	Chi											
Dec 8	at LAC											
Dec 14	LV											
Dec 20	at Was											
Dec 28	at Buf											
TBD	Was											
Totals			0/0	0	0	0.0	0	0	0	0	0	0%



TRANSACTIONS

► **2021** - Drafted by NYG in 2nd round (50th overall) ... **10/22/22** - Placed on Reserve/Injured (calf) ... **12/3/22** - Activated from Reserve/Injured (calf) ... **10/14/23** - Placed on Reserve/Injured (ankle) ... **11/11/23** - Activated from Reserve/Injured (ankle) ... **11/26/24** - Placed on Reserve/Injured (toe) ... **3/19/25** - Signed by PHI to 1-year contract



OGBO OKORONKWO
OUTSIDE LINEBACKER | 45

(pronounced OH-bo oh-kor-ON-kwoo)



Height: 6-2 Weight: 250 DOB: April 24, 1995 (Age 30)
NFL Experience: 8th Year (1st with Eagles) Draft: D5b-18 (160th overall) by LAR Acquired: FA-25
College: Oklahoma Hometown (HS): Houston, TX (Alief Taylor)

SUPER BOWL CHAMPION: 2021 (LVI)

CAREER STATISTICS																		
			TACKLES				PASS RUSH			INTERCEPTIONS					FUMBLES		DEF SNAPS	
Year	Team	GP/S	Total	Solo	Asst	TFL	Sacks	QBH	QBP	Int	Yds	Lg	TD	PD	FF	FR	No	Pct
2019	L.A. Rams	10/0	6	3	3	1	1.5	4	12	0	0	--	0	0	0	0	115	10%
2020	L.A. Rams	10/0	10	6	4	1	1.0	3	20	0	0	--	0	1	0	0	158	15%
2021	L.A. Rams	13/0	15	9	6	3	2.0	6	14	0	0	--	0	0	2	0	255	22%
2022	Houston	17/8	44	32	12	9	5.0	11	39	0	0	--	0	2	1	0	518	44%
2023	Cleveland	14/0	31	22	9	12	4.5	8	33	0	0	--	0	1	0	1	455	42%
2024	Cleveland	16/5	21	14	7	5	3.0	6	22	0	0	--	0	0	1	0	465	43%
2025	Philadelphia	0/0	0	0	0	0	0	0	0	0	0	--	0	0	0	0	0	0%
Totals		80/13	127	86	41	31	17.0	38	140	0	0	--	0	4	4	1	---	---
PLAYOFFS																		
2020	L.A. Rams	2/0	1	1	0	0	0.0	2	3	0	0	--	0	0	0	0	23	17%
2021	L.A. Rams	4/0	3	2	1	0	0.0	1	5	0	0	--	0	1	0	0	59	25%
2023	Cleveland	1/0	0	0	0	0	0.0	3	0	0	0	--	0	0	0	0	16	35%
Totals		7/0	4	3	1	0	0.0	6	8	0	0	--	0	1	0	0	---	---
ADDITIONAL STATISTICS																		
Special Teams Tackles: 5 - 2019 (1), 2020 (2), 2024 (2) Postseason Special Teams Tackles: 2 - 2021 (2)																		

CAREER HIGHS		
Tackles	7	2x, last: 11/20/22 vs. Was.
Sacks	2.0	12/24/22 at Ten.
INTs	--	--
PDs	1	5x, last: 11/12/23 vs. Bal.
FFs	1	4x, last: 11/17/24 at NO
FRs	1	10/22/23 at Ind.



- BIRDSEED**

 - ▶ Represented the Easterseals organization through the NFL's *My Cause My Cleats* initiative in 2023 ... Easterseals aims to provide support and services for people with special needs or disabilities to thrive and live full, independent lives
- CAREER HIGHLIGHTS**

 - ▶ A seven-year veteran who has held stints with Los Angeles (2019-2021), Houston (2022) and Cleveland (2023-24) ... Appeared in 80 games (13 starts) and totaled 127 tackles (86 solo), 140 pressures, 38 QB hits, 31 TFLs, 17.0 sacks, 4 FFs and 1 FF
 - ▶ Appeared in all four career playoff contests during the Rams Super Bowl LVI-winning season in 2021
- 2025 SEASON - EAGLES**

 - ▶
- 2024 SEASON - BROWNS**

 - ▶ Played in 16 games (five starts), posting 21 tackles (14 solo), 5 TFLs, 3.0 sacks and 1 FF ... Also added 2 special teams tackles
- COLLEGE HIGHLIGHTS**

 - ▶ Spent four seasons playing collegiately at Oklahoma (2014-17), appearing in 46 games (26 starts) ... Recorded 164 tackles (106 solo), 34.5 TFLs, 21.0 sacks (2nd-most by LB in program history) and 5 FFs
 - ▶ As a senior in 2017, started all 14 games en route to earning *Walter Camp* first-team All-American honors ... Registered 76 tackles (47 solo), 17.5 TFLs (2nd-most in Big 12) and 8.0 sacks ... Also earned sec-



2025 GAME-BY-GAME STATISTICS (PHI)												
Date	Opp		GP/S	Tot	Solo	Sk	Int	PD	FF	FR	Snap	Pct
Sep 4	Dal	W	0/0	INACTIVE								
Sep 14	at KC											
Sep 21	LAR											
Sep 28	at TB											
Oct 5	Den											
Oct 9	at NYG											
Oct 19	at Min											
Oct 26	NYG											
Nov 10	at GB											
Nov 16	Det											
Nov 23	at Dal											
Nov 28	Chi											
Dec 8	at LAC											
Dec 14	LV											
Dec 20	at Was											
Dec 28	at Buf											
TBD	Was											
Totals			0/0	0	0	0.0	0	0	0	0	0	0%



ond-team All-Big-12 honors as a junior in 2016

TRANSACTIONS

- 2018 - Drafted by LAR in 5th round (160th overall) ... 9/1/18 - Placed on Reserve/Physically Unable to Perform (foot) ... 11/5/18 - Activated from Reserve/Physically Unable to Perform (foot) ... 10/20/20 - Placed on Reserve/Injured (elbow) ... 12/5/20 - Activated from Reserve/Injured (elbow) ... 9/2/21 - Placed on Reserve/Injured (shoulder) ... 10/2/21 - Activated from Reserve/Injured (shoulder) ... 12/16/21 - Placed on Reserve/COVID-19 ... 12/22/21 - Activated from Reserve/COVID-19 ... 3/23/22 - Signed by HOU to 1-year contract ... 3/15/23 - Signed by CLE to 3-year contract ... 6/26/25 - Released by CLE ... 7/22/25 - Signed by PHI



HOLLIN PIERCE (PS)

TACKLE | 63



Height: 6-8 Weight: 341 DOB: April 19, 2001 (Age 24)
NFL Experience: Rookie (1st with Eagles) Draft: UDFA-25 by PHI
College: Rutgers Hometown (HS): Trenton, NJ (Trenton Central)

CAREER STATISTICS						
			STARTS		OFF SNAPS	
Year	Team	GP/S	LT	RT	No	Pct
2025	Philadelphia	0/0	0	0	---	---
Totals		0/0	0	0	---	---



BIRDSEED

- Prepped at Fork Union Military Academy (VA), where he began his post-graduate playing career as a 450-pound prospect ... Walked on at Rutgers in 2020 after a meeting with Head Coach Greg Schiano and his staff ... Since the beginning of his post-graduate journey, he has lost over 100 pounds and credits the Rutgers training staff for helping him transform his body
- Attended Trenton Central (NJ) High School where he began playing football his junior year on the OL and DL ... Also a member of the varsity basketball team and nephew of former NBA player and Rutgers Hall of Famer Hollis Copeland

2025 SEASON - EAGLES

►

COLLEGE HIGHLIGHTS

- Played collegiately at Rutgers (2020-24), seeing action in 52 games (50 starts) at RT and LT ... Became the first Scarlet Knight offensive lineman to earn All-America status since 2009 and earned All-Big Ten honors
- In 2024, was nominated for the Bulsworth Trophy (nation’s walk-on with the most outstanding career) after anchoring an offensive line that helped the Scarlet Knights to 28.9 points per game, the program’s best mark since 2008, and recording 4,975 yards of total offense (4th-best in a season in school history)
- Played a pivotal role in a unit that led the Big Ten in fewest sacks allowed per game (1.08) as a junior in 2023 and No. 2 in the Big Ten by PFF

TRANSACTIONS

- **2025** - Signed by PHI as UDFA ... **8/25/25** - Waived by PHI ... **8/27/25**
- Signed by PHI to practice squad ... 9/3/25 - Waived by PHI ... 9/8/25
- Signed by PHI to practice squad



MATT PRYOR
GUARD/TACKLE | 79



Height: 6-7 Weight: 332 DOB: Dec. 16, 1994 (Age 30)
NFL Experience: 8th Year (3rd with Eagles) Draft: D6-18 (206th overall) by PHI Acquired: FA-Chi-25
College: TCU Hometown (HS): Lakewood, CA (Lakewood)

CAREER STATISTICS								
			STARTS				OFF SNAPS	
Year	Team	GP/S	LT	LG	RG	RT	No	Pct
2019	Philadelphia	12/0	0	0	0	0	79	7%
2020	Philadelphia	15/10	1	0	6	3	775	69%
2021	Indianapolis	17/5	1	0	1	3	440	40%
2022	Indianapolis	16/9	4	0	4	1	577	50%
2023	San Francisco	15/0	0	0	0	0	42	4%
2024	Chicago	17/15	0	0	14	1	1,006	89%
2025	Philadelphia	1/0	0	0	0	0	0	0%
Totals		92/39	6	0	25	8	---	---
PLAYOFFS								
2019	Philadelphia	1/1	0	0	1	0	69	100%
Totals		1/1	0	0	1	0	---	---



BIRDSEED

- ▶ Played organized football for the first time when he was a freshman at Lakewood (CA) High School ... Only received one offer out of high school to TCU, where he blossomed into an all-conference player
- ▶ Represented Kicking the Stigma during the NFL's *My Cause My Cleats* initiative while in Indianapolis ... Kicking the Stigma aims to encourage and support men's mental health

CAREER HIGHLIGHTS

- ▶ An eight-year veteran with stints across Philadelphia (2019-20), Indianapolis (2021-22), San Francisco (2023) and Chicago (2024) ... Has played in 92 games (39 starts), spending time at LT, RG and RT

2025 SEASON - EAGLES

- ▶

2024 SEASON - BEARS

- ▶ Saw action in 17 games (15 starts), playing in a career-high 1,006 offensive snaps for an offensive line that helped **Caleb Williams** throw for 3,541 yards, establishing a Bears rookie single-season passing record

COLLEGE HIGHLIGHTS

- ▶ Played collegiately at TCU (2014-17), appearing in 47 games (32 starts), making starts at RG and RT during his career ... In 2017, earned Big 12 coaches and *Associated Press* second-team All-Big 12 honors en route to helping the Horned Frogs finish with a 11-3 record ... Was also selected to play in the NFLPA Collegiate Bowl

TRANSACTIONS

- ▶ **2018** - Drafted by PHI in 6th round (206th overall) ... **10/16/20** - Placed on Reserve/COVID-19 ... **10/21/20** - Activated from Reserve/COVID-19 ... **10/21/20** - Placed on Reserve/Commissioner Exempt List ... **10/22/21** - Activated Reserve/Commissioner Exempt List ... **8/31/21** - Traded to IND with a 2022 7th-round pick from PHI for a 2022 6th-round pick ... **3/16/22** - Re-signed by IND to 1-year extension ... **3/27/23** - Signed by SF to 1-year contract ... **12/25/23** - Released by SF ... **12/27/23** - Signed by SF ... **3/13/24** - Signed by CHI to 1-year contract ... **4/2/25** - Signed by PHI to 1-year contract

First job: Bouncer at Varsity Bar near TCU's campus ... **Surprisingly good at:** Proficient at graphic design and using technology ... **Prized possession:** His family ... **Favorite TV shows:** *Breaking Bad*, *Sons of Anarchy* and *Blacklist* ... **Best player he has faced:** Colts DE DeForest Buckner ... **First jersey:** Magic Johnson, Los Angeles Lakers ... **Three favorite throwback jerseys:** Michael Jordan, Chicago Bulls; Allen Iverson, Philadelphia 76ers; Kobe Bryant, Los Angeles Lakers



ELI RICKS (PS)
CORNERBACK | 23



Height: 6-2 Weight: 188 DOB: Sept. 26, 2001 (Age 23)
NFL Experience: 3rd Year (3rd with Eagles) Draft: UDFA-23 by PHI
College: Alabama Hometown (HS): Rancho Cucamonga, CA (IMG Academy - Bradenton, FL)

SUPER BOWL CHAMPION: 2024 (LIX)

CAREER STATISTICS																		
			TACKLES				PASS RUSH			INTERCEPTIONS					FUMBLES		DEF SNAPS	
Year	Team	GP/S	Total	Solo	Asst	TFL	Sacks	QBH	QBP	Int	Yds	Lg	TD	PD	FF	FR	No	Pct
2023	Philadelphia	16/0	18	12	6	1	0.0	0	0	0	0	--	0	3	0	0	301	26%
2024	Philadelphia	7/0	1	1	0	0	0.0	0	0	0	0	--	0	0	0	0	14	1%
2025	Philadelphia	0/0	0	0	0	0	0.0	0	0	0	0	--	0	0	0	0	0	0%
Totals		23/0	19	13	6	1	0.0	0	0	0	0	--	0	3	0	0	---	---
PLAYOFFS																		
2023	Philadelphia	1/0	0	0	0	0	0.0	0	0	0	0	0	0	0	0	0	15	21%
2024	Philadelphia	0/0	0	0	0	0	0.0	0	0	0	0	--	0	0	0	0	0	0%
Totals		1/0	0	0	0	0	0.0	0	0	0	0	0	0	0	0	0	15	21%
ADDITIONAL STATISTICS																		
Special Teams Tackles: 1 - 2023 (1) Postseason Special Teams Tackles: 1 - 2023 (1)																		

CAREER HIGHS		
Tackles	4	11/5/23 vs. Dal.
Sacks	--	---
INTs	--	---
PDs	1	3x, last: 12/31/23 vs. Ari.
FFs	--	---
FRs	--	---

Hobbies: Watching Formula 1, MMA and soccer ... Bucket list: Travel to Fiji to see the water ... Desired talent: Jiu-jitsu ... Biggest influence: His mother ... Moment left starstruck: Saw Conor McGregor in a hotel ... If he could play another sport, what position/team: Left wing for Liverpool ... Favorite movies: The Wolf of Wall Street and James Bond: No Time to Die ... Favorite TV show: Peaky Blinders



BIRDSEED

- ▶ Began his high school career at Mater Dei in Santa Ana, CA, where he won back-to-back national championships before transferring to IMG Academy in Bradenton, FL, for his senior year ... His performance at IMG Academy resulted in an invite to the All-American Bowl
- ▶ Rated the No. 1 CB in the 2020 recruiting class ... Earned the nickname of “Pick-6 Ricks” during his freshman season at LSU

CAREER HIGHLIGHTS

- ▶ A member of Philadelphia’s Super Bowl LIX-winning team in 2024
- ▶ Entered the NFL as an undrafted rookie with the Eagles in 2023 ... Was the only UDFA to make Philadelphia’s roster out of training camp

2025 SEASON - EAGLES

- ▶

2024 SEASON - EAGLES

- ▶ Played in seven contests, appearing on both defense and on special teams in 51 defensive snaps

COLLEGE HIGHLIGHTS

- ▶ Played collegiately at LSU (2020-21) and Alabama (2022) ... Combined for 44 tackles, 10 PDs and 5 INTs with 2 TDs in 26 career games ... Appeared in 10 contests (five starts) during his lone season with the Crimson Tide in 2022, registering 13 tackles with 4 PDs
- ▶ Earned All-America honors from the Associated Press and FWAA as a freshman at LSU in 2020 ... Finished his debut season with 20 tackles, 5 PDs and 4 INTs ... Returned a pair of picks for TDs

TRANSACTIONS

- ▶ 2023 - Signed by PHI as UDFA ... 8/25/25 - Waived by PHI ... 8/27/25 - Signed by PHI to practice squad



2025 GAME-BY-GAME STATISTICS (PHI)												
Date	Opp		GP/S	Tot	Solo	Sk	Int	PD	FF	FR	Snaps	Pct
Sep 4	Dal	W	---	EAGLES PRACTICE SQUAD								
Sep 14	at KC											
Sep 21	LAR											
Sep 28	at TB											
Oct 5	Den											
Oct 9	at NYG											
Oct 19	at Min											
Oct 26	NYG											
Nov 10	at GB											
Nov 16	Det											
Nov 23	at Dal											
Nov 28	Chi											
Dec 8	at LAC											
Dec 14	LV											
Dec 20	at Was											
Dec 28	at Buf											
TBD	Was											
Totals			0/0	0	0	0.0	0	0	0	0	0	0%





KELEE RINGO
CORNERBACK | 7

(pronounced KEE-lee)

Height: 6-2 Weight: 207 DOB: June 27, 2002 (Age 23)
NFL Experience: 3rd Year (3rd with Eagles) Draft: D4-23 (105th overall) by PHI
College: Georgia Hometown (HS): Tacoma, WA (Saguaro - Scottsdale, AZ)



SUPER BOWL CHAMPION: 2024 (LIX)

CAREER STATISTICS																		
			TACKLES				PASS RUSH			INTERCEPTIONS					FUMBLES		DEF SNAPS	
Year	Team	GP/S	Total	Solo	Asst	TFL	Sacks	QBH	QBP	Int	Yds	Lg	TD	PD	FF	FR	No	Pct
2023	Philadelphia	17/4	16	14	2	0	1.0	1	1	1	0	0	0	2	0	1	199	17%
2024	Philadelphia	17/1	7	4	3	0	0.0	0	0	0	0	--	0	1	1	1	112	11%
2025	Philadelphia	1/0	0	0	0	0.0	0.0	0	0	0	0	--	0	0	0	0	0	0%
Totals		35/5	23	18	5	0	1.0	1	1	1	0	0	0	3	1	2	---	---
PLAYOFFS																		
2023	Philadelphia	1/0	2	1	1	0	0.0	0	0	0	0	--	0	0	0	0	35	50%
2024	Philadelphia	4/0	0	0	0	0	0.0	0	0	0	0	--	0	0	0	0	15	6%
Totals		5/0	2	1	1	0	0.0	0	0	0	0	--	0	0	0	0	---	---
ADDITIONAL STATISTICS																		
Special Teams Tackles: 13 - 2023 (5), 2024 (8)																		

CAREER HIGHS		
Tackles	5	12/25/23 vs. NYG
Sacks	1.0	1/7/24 at NYG
INTs	1	12/25/23 vs. NYG
PDs	1	3x, last: 1/5/25 vs. NYG
FFs	1	12/1/24 at Bal.
FRs	1	2x, last: 11/3/24 vs. Jax

Nicknames: Key, Lee, Ring ... Hobbies: Traveling, playing video games, watching/listening to podcasts ... Biggest influence: Credits his father for raising him with great positive energy and being a role model ... Bucket list: Travel to Bali and Cancun ... If he could have a career outside of sports: Own a real estate company ... If he could witness any sports moment in person: Malcolm Butler's interception in Super Bowl XLIX ... Favorite sports moment: His pick-6 that sealed the win in the National Championship vs. Alabama ... Favorite music/artist: Hip-hop, Rylo Rodriguez ... Favorite TV show: The Boondocks



- BIRDSEED**
- ▶ Has a special bond with his mother, Tralee Hale, who moved across the country to Athens, GA, to support her son's college football dreams ... Shortly after, she was diagnosed with triple-negative ductal carcinoma, a rare form of breast cancer ... She underwent surgery, multiple rounds of chemotherapy, and endured complications ... As she battled, she never missed a single game during Georgia's run to the 2022 CFP National Championship ... In February 2022, she was declared cancer free
 - ▶ Alongside his mother, launched the Ringo Family Foundation during the 2023 offseason ... The aim of the foundation is to raise awareness and provide education on triple-negative breast cancer through outreach, education and treatment to improve outcomes for all women
 - ▶ Originally born in Tacoma, WA, and moved to Scottsdale, AZ, as a sophomore, attending Saguaro High School ... Had only played RB and WR to that point, but his new coaches asked him to move to CB because they were thin at the position ... Went on to become a first-team All-America selection and five-star recruit, helping Saguaro to a state title

- CAREER HIGHLIGHTS**
- ▶ A member of Philadelphia's **Super Bowl LIX**-winning team in 2024

2025 SEASON - EAGLES

- 2024 SEASON - EAGLES**
- ▶ Played in all 17 regular season games (one start), registering 7 tackles (4 solo), 2 PDs, 1 FF and 1 FR ... Also added 8 special teams tackles (2nd-most on team) ... Appeared in all four postseason contests on defense and special teams during Philadelphia's playoff run
 - ▶ Recovered a fumble forced by **Sydney Brown** on a punt return in the first quarter of the 28-23 win vs. Jacksonville (11/3/24)



2025 GAME-BY-GAME STATISTICS (PHI)												
Date	Opp		GP/S	Tot	Solo	Sk	Int	PD	FF	FR	Snap	Pct
Sep 4	Dal	W	1/0	0	0	0.0	0	0	0	0	0	0%
Sep 14	at KC											
Sep 21	LAR											
Sep 28	at TB											
Oct 5	Den											
Oct 9	at NYG											
Oct 19	at Min											
Oct 26	NYG											
Nov 10	at GB											
Nov 16	Det											
Nov 23	at Dal											
Nov 28	Chi											
Dec 8	at LAC											
Dec 14	LV											
Dec 20	at Was											
Dec 28	at Buf											
TBD	Was											
Totals			1/0	0	0	0.0	0	0	0	0	0	0%



COLLEGE HIGHLIGHTS

- ▶ A two-time CFP National Champion at Georgia (2021-22), where he totaled 76 tackles (63 solo), 19 PDs and 4 INTs in 30 games (27 starts)
- ▶ Started all 15 games as a redshirt sophomore in 2022, registering 42 tackles (37 solo), 9 PDs, 2 INTs and 1 FF en route to All-SEC honors
- ▶ Voted to the 2021 All-SEC Freshman Team after totaling 34 tackles (26 solo), 10 PDs and 2 INTs in 15 games (12 starts) ... Sealed the Bulldogs’ victory vs. Alabama in the CFP National Championship with a 79-yard INT-TD, marking one of the greatest moments in program history

TRANSACTIONS

- ▶ 2023 - Drafted by PHI in 4th round (105th overall)



TY ROBINSON

DEFENSIVE TACKLE | 95



Height: 6-5 Weight: 288 DOB: May 3, 2001 (Age 24)
NFL Experience: Rookie (1st with Eagles) Draft: D4-25 (111th overall) by PHI
College: Nebraska Hometown (HS): Gilbert, AZ (Higley)

COLLEGE STATISTICS																		
			TACKLES				PASS RUSH			INTERCEPTIONS					FUMBLES		DEF SNAPS	
Year	Team	GP/S	Total	Solo	Asst	TFL	Sacks	QBH	QBP	Int	Yds	Lg	TD	PD	FF	FR	No	Pct
2025	Philadelphia	0/0	0	0	0	0	0.0	0	0	0	0	--	0	0	0	0	0	0%
Totals		0/0	0	0	0	0	0.0	0	0	0	0	--	0	0	0	0	---	---

CAREER HIGHS		
Tackles	--	---
Sacks	--	---
INTs	--	---
PDs	--	---
FFs	--	---
FRs	--	---

Nicknames: TRob, Vanilla Gorilla ... Hobbies: Movies, video games and hanging with his dog ... Little known fact: Was born with a sixth toe on his right foot ... Career choice outside of sports: Pediatrics ... If he could play another sport: Would be a closer for the St. Louis Cardinals ... Favorite TV show: The Office ... Favorite movie: Star Wars Episode III ... Favorite artists: Earth Wind & Fire, Brad Paisley, Slim Knot



BIRDSEED

- ▶ His father, Jason, passed away at the age of 40 after a battle with Lymphoma ... Ty wears a green bracelet to honor his dad, using it as a way to remember him and the lessons he received
- ▶ Temporarily owned a pet camel back home in Arizona ... His neighbor needed a place for the camel to go, and Robinson ended up taking the camel in and raising it for a brief period of time
- ▶ During his senior year in 2024, wore the No. 9 after his teammates selected him to wear a single-digit number ... The single-digit number tradition was started by Nebraska head coach Matt Rhule and is awarded to the 10 toughest players on the team
- ▶ Earned Nebraska’s Brook Berringer and Tom Osborne Citizenship Team awards in three consecutive years (2023-25) for his outstanding leadership, work ethic and community engagement

2025 SEASON - EAGLES



COLLEGE HIGHLIGHTS

- ▶ Played six seasons at Nebraska (2019-24), seeing action in a program-record 60 contests ... Totaled 134 tackles (60 solo), 26 TFLs, 12.0 sacks and 12 PDs ... Earned All-Big Ten honors in his final two seasons with the Cornhuskers
- ▶ As a senior in 2024, started all 13 games, recording 37 tackles (21 solo), 12 TFLs, 7.0 sacks, 4 PDs and 1 FF en route to earning Associated Press second-team All-Big Ten honors
- ▶ In 2023, registered 29 tackles (7 solo), 4 TFLs, 1.0 sack and 1 FR, helping anchor a Nebraska defense that allowed the fewest rushing yards (92.9 ypg.), total defense (303.5 ypg.) and opponent scoring (18.3 ppg.) since the program’s move to the Big Ten in 2011

TRANSACTIONS

- ▶ 2025 - Drafted by PHI in 4th round (111th overall)



2025 GAME-BY-GAME STATISTICS (PHI)												
Date	Opp		GP/S	Tot	Solo	Sk	Int	PD	FF	FR	Snap	Pct
Sep 4	Dal	W	0/0	INACTIVE								
Sep 14	at KC											
Sep 21	LAR											
Sep 28	at TB											
Oct 5	Den											
Oct 9	at NYG											
Oct 19	at Min											
Oct 26	NYG											
Nov 10	at GB											
Nov 16	Det											
Nov 23	at Dal											
Nov 28	Chi											
Dec 8	at LAC											
Dec 14	LV											
Dec 20	at Was											
Dec 28	at Buf											
TBD	Was											
Totals			0/0	0	0	0.0	0	0	0	0	0	0%





ANDRE SAM (PS)
SAFETY | 31



Height: 5-10 Weight: 194 DOB: Feb. 9, 1999 (Age 26)
NFL Experience: 1st Year (1st with Eagles) Draft: UDFA-24 by PHI
College: LSU Hometown (HS): Iowa, LA (Iowa)

SUPER BOWL CHAMPION: 2024 (LIX) (PS)

CAREER STATISTICS																		
			TACKLES				PASS RUSH			INTERCEPTIONS					FUMBLES		DEF SNAPS	
Year	Team	GP/S	Total	Solo	Asst	TFL	Sacks	QBH	QBP	Int	Yds	Lg	TD	PD	FF	FR	No	Pct
2024	Philadelphia	1/0	0	0	0	0	0.0	0	0	0	0	--	0	0	0	0	0	0%
2025	Philadelphia	0/0	0	0	0	0	0.0	0	0	0	0	--	0	0	0	0	0	0%
Totals		1/0	0	0	0	0	0.0	0	0	0	0	--	0	0	0	0	0	0%
ADDITIONAL STATISTICS																		
Special Teams Tackles: 1 - 2024 (1)																		

CAREER HIGHS		
Tackles	--	--
Sacks	--	--
INTs	--	--
PDs	--	--
FFs	--	--
FRs	--	--



BIRDSEED

- ▶ After losing his father at 6 years old and his grandfather not long after that, developed a stutter that he has had to manage most of his life ... His personal battle has helped him serve as a role model for young people with speech impediments ... Has gained more confidence in speaking over the years and wants to inspire others to be resilient
- ▶ Graduated from Iowa (LA) High School with zero stars and zero offers ... Walked on at McNeese State and quickly earned a scholarship

CAREER HIGHLIGHTS

- ▶ Spent the majority of the season on the Eagles' practice squad when the club won **Super Bowl LIX** in 2024

2025 SEASON - EAGLES

- ▶

2024 SEASON - EAGLES

- ▶ A member of Philadelphia's practice squad who was elevated for Week 14 vs. Carolina and recorded 1 special teams tackle in 12 snaps

COLLEGE HIGHLIGHTS

- ▶ Spent seven seasons at the collegiate level between McNeese State (2017-21), Marshall (2022) and LSU (2023) ... Combined for 317 tackles, 30 PDs, 11 TFLs, 9 INTs, 1 FF and 1 FR in 58 games (53 starts) ... Voted LSU's Defensive Player of the Year after the 2023 season, when he led the Tigers with 3 INTs while posting a career-high 85 tackles
- ▶ Received consecutive first-team All-Southland Conference accolades following the 2020 and 2021 campaigns at McNeese State

TRANSACTIONS

- ▶ **2024** - Signed by PHI as UDFA ... **8/27/24** - Waived by PHI ... **8/28/24** - Signed by PHI to practice squad ... **12/7/24** - Elevated by PHI from practice squad for Week 14 vs. Carolina ... **2/14/25** - Signed by PHI to reserve/future contract ... **8/25/25** - Waived by PHI ... **8/27/25** - Signed by PHI to practice squad



2025 GAME-BY-GAME STATISTICS (PHI)												
Date	Opp		GP/S	Tot	Solo	Sk	Int	PD	FF	FR	Snaps	Pct
Sep 4	Dal	W	---	EAGLES PRACTICE SQUAD								
Sep 14	at KC											
Sep 21	LAR											
Sep 28	at TB											
Oct 5	Den											
Oct 9	at NYG											
Oct 19	at Min											
Oct 26	NYG											
Nov 10	at GB											
Nov 16	Det											
Nov 23	at Dal											
Nov 28	Chi											
Dec 8	at LAC											
Dec 14	LV											
Dec 20	at Was											
Dec 28	at Buf											
TBD	Was											
Totals			0/0	0	0	0.0	0	0	0	0	0	0%





WILL SHIPLEY

RUNNING BACK | 28



Height: 5-11 Weight: 209 DOB: Aug. 29, 2002 (Age 24)
NFL Experience: 2nd Year (2nd with Eagles) Draft: D4-24 (127th overall) by PHI
College: Clemson Hometown (HS): Weddington, NC (Weddington)

SUPER BOWL CHAMPION: 2024 (LIX)

CAREER STATISTICS															
			RUSHING					RECEIVING						OFF SNAPS	
Year	Team	GP/S	Att	Yds	Avg	Lg	TD	Rec	Yds	Avg	Lg	TD	TYS	No	Pct
2024	Philadelphia	16/1	30	82	2.7	9	0	4	35	8.8	13	0	117	65	3%
2025	Philadelphia	1/0	3	26	8.7	20	0	0	0	--	---	0	0	5	8%
Totals		17/1	33	108	2.7	20	0	4	35	8.8	13	0	117	---	---
PLAYOFFS															
2024	Philadelphia	4/0	4	77	19.3	57	1	0	0	---	--	0	77	10	4%
Totals		4/0	4	77	19.3	57	1	0	0	---	--	0	77	---	---
ADDITIONAL STATISTICS															
Kickoff Returns: 7-185 - 2024 (6-173), 2025 (1-12) Postseason Kickoff Returns: 4-113 - 2024 (4-113) Special Teams Tackles: 6 - 2024 (6) Postseason Special Teams Tackles: 3 - 2024 (3)															
Postseason FFs: 1 - 2024 (1)															

CAREER HIGHS		
Rush Attempts	10	1/5/25 vs. NYG
Rushing Yards	77	1/26/25 vs. Was. (CC)
Rushing Long	57	1/26/25 vs. Was. (CC)
Rushing TDs	1	1/26/25 vs. Was. (CC)
Receptions	4	1/5/25 vs. NYG
Receiving Yards	35	1/5/25 vs. NYG
Receiving Long	13	1/5/25 vs. NYG
Receiving TDs	--	---
Scrimmage Yards	77	1/26/25 vs. Was. (CC)
Scrimmage TDs	1	1/26/25 vs. Was. (CC)



BIRDSEED

- ▶ His brother, James, played lacrosse at the University of Pennsylvania from 2020-23 and earned second-team All-Ivy League honors in 2022 ... The competitive brothers are very close and captured state titles together in football and lacrosse at Weddington (NC) High School ... Will concluded his high school career being recognized as a five-star recruit for lacrosse
- ▶ Named a semifinalist for the Wuerffel Trophy (nation's most impactful leader in community service and academic achievement) and was Clemson's ninth all-time selection to the AFCA Good Works Team for his charitable endeavors ... Fundraised \$10,000 for Levine Children's Hospital in the Charlotte Metro area ... Also helped establish the "1 CLEM5ON" endowment to provide resources to Clemson students

CAREER HIGHLIGHTS

- ▶ In 2024, saw action on offense and special teams for Philadelphia's Super Bowl LIX-winning team as a rookie

2025 SEASON - EAGLES



2024 SEASON - EAGLES

- ▶ Saw action in 16 contests (one start) during his rookie season ... Finished 4th on Philadelphia with 244 special teams snaps and was tied for 3rd-most on the team with 6 special teams tackles ... Added 117 scrimmage yards (82 rushing, 35 receiving) in 65 offensive snaps
- ▶ Returned 3 kicks for 88 yards (29.3 avg.), recorded two special teams tackles and forced a Commanders RB **Jeremy McNichols** fumble on a kickoff that in the 55-23 NFC Championship win versus Washington (1/26/25) ... Also ran for a career-high 77 yards (including a career-long 57-yard run) on only 4 carries (19.3 avg.) and scored his first career TD

COLLEGE HIGHLIGHTS

- ▶ Played collegiately at Clemson (2021-23), rushing for 2,747 yards and 31 TDs on 526 attempts (5.2 avg.) while hauling in 85 passes for 602



2025 GAME-BY-GAME STATISTICS (PHI)																
				RUSHING					RECEIVING						OFF SNAPS	
Date	Opp		GP/S	Att	Yds	Avg	Lg	TD	Rec	Yds	Avg	Lg	TD	TYS	No	Pct
Sep 4	Dal	W	1/0	3	26	8.7	20	0	0	0	---	--	0	26	5	8%
Sep 14	at KC															
Sep 21	LAR															
Sep 28	at TB															
Oct 5	Den															
Oct 9	at NYG															
Oct 19	at Min															
Oct 26	NYG															
Nov 10	at GB															
Nov 16	Det															
Nov 23	at Dal															
Nov 28	Chi															
Dec 8	at LAC															
Dec 14	LV															
Dec 20	at Was															
Dec 28	at Buf															
TBD	Was															
Totals			1/0	3	26	8.7	20	0	0	0	---	--	0	26	5	8%



Nickname: Ship ... **Hobbies:** Playing video games and cooking (is very interested in culinary arts) ... **Little-known fact:** Taekwondo was his first sport and lacrosse was his second sport ... **If he could have a career outside of sports:** Real estate ... **One food he would never eat:** Brussels sprouts ... **Favorite athletes to watch:** James Shipley (brother) and Anthony Edwards ... **Favorite movie:** *The Blindside* ... **Favorite TV show:** *Suits* ... **Favorite music genre:** Christian rap

yards and 2 TDs in 36 career games (27 starts) ... Returned 34 kickoffs for 904 yards ... Finished his career among the top-10 in Clemson history in total TDs (33), rushing TDs (31), 100+ yard rushing games (10), all-purpose yards (4,253) and kickoff return yards (904)

- ▶ Became the first player in ACC history to receive first-team all-conference honors at three different positions (RB, all-purpose, specialist) during the 2022 campaign ... Rushed for 1,182 yards and 15 TDs and tallied 242 yards on 38 catches en route to helping Clemson win the ACC Championship and earn an Orange Bowl appearance
- ▶ Earned second-team Freshman All-America honors in 2021 ... Posted 738 yards and 11 TDs on 149 carries (5.0 avg.) ... His 11 rushing TDs were the 2nd-most by a Clemson true freshman since 1972

TRANSACTIONS

- ▶ **2024** - Drafted by PHI in 4th round (127th overall)



DEVONTA SMITH

WIDE RECEIVER | 6



(pronounced duh-VON-tay)

Height: 6-0 Weight: 170 DOB: Nov. 14, 1998 (Age 26)
NFL Experience: 5th Year (5th with Eagles) Draft: D1-21 (10th overall) by PHI
College: Alabama Hometown (HS): Amite, LA (Amite)

SUPER BOWL CHAMPION: 2024 (LIX)

CAREER STATISTICS									
			RECEIVING					OFF SNAPS	
Year	Team	GP/S	Rec	Yds	Avg	Lg	TD	No	Pct
2021	Philadelphia	17/16	64	916	14.3	46	5	916	82%
2022	Philadelphia	17/17	95	1,196	12.6	45	7	1,083	92%
2023	Philadelphia	16/16	81	1,066	13.2	63t	7	1,043	91%
2024	Philadelphia	13/13	68	833	12.3	49	8	801	69%
2025	Philadelphia	1/1	3	16	5.3	7	0	56	89%
Totals		64/63	311	4,027	12.9	63t	27	---	---
PLAYOFFS									
2021	Philadelphia	1/1	4	60	15.0	31	0	66	100%
2022	Philadelphia	3/3	15	197	13.1	45	1	208	95%
2023	Philadelphia	1/1	8	148	18.5	55	0	57	97%
2024	Philadelphia	4/4	16	190	11.9	46t	1	227	85%
Totals		9/9	43	595	13.8	55	2	---	---
ADDITIONAL STATISTICS									
Fumbles/Lost: 3/3 - 2021 (1/1), 2022 (1/1), 2023 (1/1) Rushing: 1-1 - 2024 (1-1)									
Punt Returns: 2-15 - 2022 (2-15)									

CAREER HIGHS		
Receptions	11	12/15/24 vs. Pit.
Receiving Yards	169	9/25/22 at Was.
Receiving Long	63t	9/14/23 vs. Min.
Receiving TDs	2	3x, last: 12/29/24 vs. Dal.



BIRDSEED

- Hosts the DeVonta Smith & Friends Celebrity Softball Game annually at the Lehigh Valley IronPigs (Philadelphia Phillies’ Triple-A affiliate) stadium in Allentown, PA ... The fundraiser’s teams feature a number of Eagles teammates and other players from across the league
- Is the son of Christina Smith-Sylve, who is a social worker, and Kelvin Dickerson, who manages a car-detailing business ... Also has a younger brother, Christian, who was a RB at Amite (LA) High School ... Bought a brand new home for his mother during the 2021 offseason
- Credits much of his success to his barber, Vincent Sanders, who became his mentor growing up ... Sanders helped reinforce that football was meant to be a part of Smith’s future and drove him to camps
- Has represented the Eagles Autism Foundation through the NFL’s *My Cause My Cleats* campaign ... The foundation helps support impactful autism research and care to improve the lives of affected individuals and families while aiming to drive scientific breakthroughs

CAREER HIGHLIGHTS

- Is the Eagles’ all-time leader in postseason receiving yards (595)
- Led Philadelphia with 69 yards and 1 TD on 4 receptions (17.3 avg.) in the 40-22 win vs. Kansas City in **Super Bowl LIX** in 2024 ... Hauled in a 46-yard TD pass that is remembered as “The Dagger” as it lifted the Eagles to an insurmountable 34-0 lead during the third quarter
- Recorded the most single-game receiving yards (148) in team playoff history in the NFC Wild Card at Tampa Bay on 1/15/24
- Produced 100 yards on 7 receptions (14.3 avg.) in Super Bowl LVII vs. Kansas City in 2022, becoming the third player in franchise history to have 100+ receiving yards in a Super Bowl ... Joined **Terrell Owens** in Super Bowl XXXIX (122) and **Corey Clement** in Super Bowl LII (100)
- With a career-high 1,196 receiving yards in 2022, teamed up with **A.J. Brown** (1,496) to become the Eagles’ first 1,000+ yard receiving duo ... The tandem then repeated the feat during the 2023 campaign
- Set the team rookie record for receiving yards (916) in 2021, breaking the previous mark owned by **DeSean Jackson** in 2008 (912)

NOTES TO KNOW

- Is one of just four NFL players with 7+ receiving TDs in three consecutive seasons, joining **Davante Adams**, **A.J. Brown** and **Ja’Marr Chase** ... Also one of four Eagles to accomplish that feat, along with **Mike Quick** (five, 1983-87), **Harold Carmichael** (four, 1977-80) and Brown

2025 SEASON - EAGLES

►

2024 SEASON - EAGLES

- Finished with 833 yards after leading the team in receptions (68) and receiving TDs (career-high 8) in 13 games ... Added 190 yards and 1 TD on 16 catches in four playoff contests ... Became the first Eagle with 300+ career receptions (308) in their first four NFL seasons
- Caught 4 passes for 69 yards (17.3 avg.) and 1 TD in the 40-22 victory vs. Kansas City in **Super Bowl LIX** (2/9/25) ... Completed the signature



2025 GAME-BY-GAME STATISTICS (PHI)										
Date	Opp		GP/S	Rec	Yds	Avg	Lg	TD	Snaps	Pct
Sep 4	Dal	W	1/1	3	16	5.3	7	0	56	89%
Sep 14	at KC									
Sep 21	LAR									
Sep 28	at TB									
Oct 5	Den									
Oct 9	at NYG									
Oct 19	at Min									
Oct 26	NYG									
Nov 10	at GB									
Nov 16	Det									
Nov 23	at Dal									
Nov 28	Chi									
Dec 8	at LAC									
Dec 14	LV									
Dec 20	at Was									
Dec 28	at Buf									
TBD	Was									
Totals			1/1	3	16	5.3	7	0	56	89%

Nicknames: Smitty, Slim Reaper, Skinny Batman ... Place he'd like to visit: Tokyo, Japan ... Hidden talent: Cooking ... If he could play another sport, what position: Basketball, point guard ... What his job would be if he wasn't playing football: "Probably detailing cars. That was my first job at the car wash." ... Favorite athlete growing up: Former Saints QB Aaron Brooks ... Favorite pregame music: "It's got to be Lil Boosie. For some reason, I listen to 'Candy Rain' (by Soul for Real) the whole time I'm stretching. I don't change the song. It's on repeat, the entire time, on loop." ... Favorite movie: *I'm Bout It* by Master P ... Favorite food: "Crawfish étouffée. That's Louisiana stuff."



MOST RECEIVING YARDS		
Date	Opponent	Yds
9/25/22	at Washington Commanders (W, 24-8)	169
1/15/24	at Tampa Bay Buccaneers (L, 9-32) (WC)	148
9/14/23	vs. Minnesota Vikings (W, 34-28)	131
12/18/22	at Chicago Bears (W, 25-20)	126
10/3/21	vs. Kansas City Chiefs (L, 30-42)	122
12/29/24	vs. Dallas Cowboys (W, 41-7)	120
11/7/21	vs. Los Angeles Chargers (L, 24-27)	116
1/1/23	vs. New Orleans Saints (L, 10-20)	115
12/24/22	at Dallas Cowboys (L, 34-40)	113
12/15/24	vs. Pittsburgh Steelers (W, 27-13)	109

MULTI-TOUCHDOWN GAMES		
Date	Opponent	TD
12/29/24	vs. Dallas Cowboys (W, 41-7)	2
12/24/22	at Dallas Cowboys (L, 34-40)	2
11/14/21	at Denver Broncos (W, 30-13)	2

- play of the game, known as "The Dagger," a 46-yard TD that provided Philadelphia a 34-0 lead with 2:40 remaining in the third quarter
- ▶ Posted a season-high 120 yards and a career-high-tying 2 TDs on 6 receptions (20.0 avg.) in the 41-7 win vs. Dallas (12/29/24) ... His 22-yard TD in the second quarter gave the Eagles a lead they would not surrender en route to clinching the NFC East Championship
 - ▶ Logged a career-high 11 catches (most by an Eagle in 2024) for 109 yards and 1 TD in the 27-13 victory vs. Pittsburgh (12/15/24)
 - ▶ Registered the game-winning, 45-yard TD with 7:54 remaining in the fourth quarter of the 20-16 win vs. Cleveland (10/13/24)

COLLEGE HIGHLIGHTS

- ▶ Played collegiately at Alabama (2017-20), where he caught 235 passes for 3,965 yards and 46 TDs in 54 career games ... Finished as the SEC's all-time leader in receiving yards and TDs (5th-most in NCAA history)
- ▶ Voted the 2020 Heisman Trophy winner after leading the NCAA in receptions (117), receiving yards (1,856) and receiving TDs (23) ... Became the first WR to capture the Heisman Trophy since **Desmond Howard** in 1991 ... Also became just the third player in Crimson Tide history to do so, joining **Derrick Henry** (2015) and **Mark Ingram** (2009)
- ▶ Recognized as the 2020 *Associated Press* Player of the Year (first WR to ever win the award) ... Also honored as the Biletnikoff Award winner (presented to the nation's top receiver), Paul Hornung Award recipient (awarded to the nation's most versatile player), a unanimous first-team All-America selection and SEC Offensive Player of the Year
- ▶ A two-time CFP National Champion (2017 and 2020) ... Selected as the Offensive MVP of the 2021 CFP National Championship Game after posting 12 receptions for 215 yards (17.9 avg.) and 3 TDs in the first half, shattering seven school, conference and CFP records

TRANSACTIONS

- ▶ **2021** - Drafted by PHI in 1st round (10th overall) ... **4/15/24** - 5th-year option exercised by PHI ... Agreed to terms with PHI on 3-year contract extension



NOLAN SMITH

OUTSIDE LINEBACKER | 3



Height: 6-2 Weight: 238 DOB: Jan. 18, 2001 (Age 24)
NFL Experience: 3rd Year (3rd with Eagles) Draft: D1b-23 (30th overall) by PHI
College: Georgia Hometown (HS): Savannah, GA (IMG Academy - Bradenton, FL)

SUPER BOWL CHAMPION: 2024 (LIX)

CAREER STATISTICS																		
			TACKLES				PASS RUSH			INTERCEPTIONS					FUMBLES		DEF SNAPS	
Year	Team	GP/S	Total	Solo	Asst	TFL	Sacks	QBH	QBP	Int	Yds	Lg	TD	PD	FF	FR	No	Pct
2023	Philadelphia	17/0	13	6	7	1	1.0	3	5	0	0	--	0	0	0	0	188	16%
2024	Philadelphia	16/10	39	21	18	7	6.5	11	24	0	0	--	0	2	1	2	586	52%
2025	Philadelphia	1/1	4	1	3	0	0.0	0	4	0	0	--	0	0	0	0	52	85%
Totals		34/11	56	28	28	8	7.5	14	33	0	0	--	0	2	1	2	---	---
PLAYOFFS																		
2023	Philadelphia	1/0	4	1	3	0	0.5	1	1	0	0	--	0	0	0	0	16	23%
2024	Philadelphia	4/4	14	6	8	4	4.0	5	17	0	0	--	0	0	1	0	209	77%
Totals		5/4	18	7	11	4	4.5	6	18	0	0	--	0	0	1	0	---	---
ADDITIONAL STATISTICS																		
Special Teams Tackles: 8 - 2023 (5), 2024 (3) Postseason Special Teams Tackles: 2 - 2024 (2)																		

CAREER HIGHS		
Tackles	8	12/1/24 at Bal.
Sacks	2.0	1/12/25 vs. GB (WC)
INTs	--	---
PDs	1	2x, last: 12/15/24 vs. Pit.
FFs	1	2x, last: 1/19/24 vs. LAR (Div.)
FRs	2	12/22/24 at Was.



- BIRDSEED**
- ▶ Created the Nolan Smith Foundation to capitalize on the platform that sports provide to support and inspire communities in need ... Hosts an annual youth football camp called “Pups Day Out” in his hometown, providing hands-on training of technique for children to develop as football players while gaining valuable life lessons ... The foundation is also involved in community bicycle drives, golf fundraisers and providing meals to the homeless, among other charitable endeavors
 - ▶ Wears No. 3 as a tribute to his mother, Chakeima Bigham ... Chakeima also wore the number playing high school sports in Savannah, GA
 - ▶ Posted historic figures at the 2023 NFL Combine, including a 4.39 40-yard dash and a 41.5-inch vertical ... Each of those led all DL at the Combine ... Became the heaviest player in Combine history to log a sub-4.4 40-yard dash along with a 40+ inch vertical
 - ▶ Was roommates with **Nakobe Dean** at Georgia
 - ▶ Prepped at Calvary Day School (Savannah, GA) before transferring to IMG Academy (Bradenton, FL) for his final two years of high school ... Rated a top-five player nationally across recruiting platforms

- CAREER HIGHLIGHTS**
- ▶ Totaled 4.0 sacks during Philadelphia’s **Super Bowl LIX**-winning playoff run in 2024, marking the most by an Eagle in a single postseason

- NOTES TO KNOW**
- ▶ His 4.5 career sacks in the playoffs are the 3rd-most in Eagles postseason history, behind **Brandon Graham** (5.5) and **Josh Sweat** (5.0)

2025 SEASON - EAGLES

- ▶

- 2024 SEASON - EAGLES**
- ▶ Posted 39 tackles with 24 pressures, 11 QB hits, 7 TFLs, 6.5 sacks, 2 PDs, 2 FRs and 1 FF in 16 games (10 starts) ... Added 17 pressures, 14 tackles, 5 QB hits, 4.0 sacks and 1 FF in four straight during the club’s



2025 GAME-BY-GAME STATISTICS (PHI)												
Date	Opp		GP/S	Tot	Solo	Sk	Int	PD	FF	FR	Snap	Pct
Sep 4	Dal	W	1/1	4	1	0.0	0	0	0	0	52	85%
Sep 14	at KC											
Sep 21	LAR											
Sep 28	at TB											
Oct 5	Den											
Oct 9	at NYG											
Oct 19	at Min											
Oct 26	NYG											
Nov 10	at GB											
Nov 16	Det											
Nov 23	at Dal											
Nov 28	Chi											
Dec 8	at LAC											
Dec 14	LV											
Dec 20	at Was											
Dec 28	at Buf											
TBD	Was											
Totals			1/1	4	1	0.0	0	0	0	0	52	85%



Super Bowl LIX-winning playoff run ... Combined for 10.5 sacks, including the most sacks ever by an Eagle in a single postseason

- ▶ Sacked Commanders QB **Jayden Daniels** on fourth-and-11 during the fourth quarter of the 55-23 win vs. Washington in the NFC Championship (1/26/25) ... Marked his 4th sack of the playoffs, breaking a team postseason record previously held by **Haason Reddick** in 2022 (3.5)
- ▶ Had a fourth-quarter strip-sack against Rams QB **Matthew Stafford** in the 28-22 win vs. L.A. Rams in the NFC Divisional Playoff (1/19/25)
- ▶ Became the youngest Eagle (23 years old) to register 2.0+ sacks in a playoff game when he brought down Packers QB **Jordan Love** twice in the 22-10 win vs. Green Bay in the NFC Wild Card Playoff (1/12/25)
- ▶ Made his first career start and produced 1.0 sack against QB **Daniel Jones** during the 28-3 victory at N.Y. Giants (10/20/24)

COLLEGE HIGHLIGHTS

- ▶ A two-time CFP National Champion (2021, '22) at Georgia (2019-22) ... During his Bulldogs career, registered 114 tackles (66 solo), 21 TFLs, 11.5 sacks, 4 PDs, 3 FFs, 1 FR and 1 INT in 36 games (22 starts)
- ▶ As a senior in 2022, led Georgia with 16 hurries through eight games (all starts) before sustaining a season-ending injury ... Finished with 18 tackles (14 solo), 7 TFLs, 3.0 sacks and 1 PD ... Named to preseason watch lists for the Outland Trophy (nation's top interior lineman) and Bronko Nagurski Trophy (nation's top defender) ... Additionally was a second-team preseason All-America selection by *Athlon Sports*
- ▶ Totaled 56 tackles (31 solo), 9 TFLs, 3.5 sacks, 3 FFs, 2 PDs and 1 FR over 14 games (all starts) during his junior campaign in 2021 ... Earned SEC Co-Defensive Player of the Week twice, including when he produced a FF, FR and INT in that span of 39 seconds vs. Florida

TRANSACTIONS

- ▶ **2023** - Drafted by PHI in 1st round (30th overall)

Nickname: Young Nolan ... **Hobbies:** Loves fishing, considers himself a “big country boy” ... **Wants to catch some small mount fish in the area** ... **Has always wanted to catch a Goliath Grouper** ... **If he could play another sport:** Would play catcher or center field in the MLB ... **Favorite sports moments:** Winning back-to-back CFP Championships at Georgia ... **Favorite TV shows:** *Yellowstone* and *Game of Thrones*



ZA'DARIUS SMITH
OUTSIDE LINEBACKER | 52

(pronounced zuh-DAIR-ee-us)

Height: 6-4 Weight: 270 DOB: Sep. 8, 1992 (Age 33)
NFL Experience: 11th Year (*1st with Eagles*) Draft: D4a-15 (122nd overall) by BAL Acquired: FA-25
College: Kentucky Hometown (HS): Montgomery, AL (Greenville)



ALL-PRO: 2020 PRO BOWL: 2019, 2020, 2022

CAREER STATISTICS																		
			TACKLES				PASS RUSH			INTERCEPTIONS					FUMBLES		DEF SNAPS	
Year	Team	GP/S	Total	Solo	Asst	TFL	Sacks	QBH	QBP	Int	Yds	Lg	TD	PD	FF	FR	No	Pct
2015	Baltimore	15/0	30	20	10	7	5.5	7	---	0	0	--	0	1	0	0	406	38%
2016	Baltimore	13/4	20	10	10	4	1.0	4	22	0	0	--	0	1	1	0	494	47%
2017	Baltimore	14/4	24	15	9	3	3.5	16	29	0	0	--	0	1	1	0	532	49%
2018	Baltimore	16/8	45	26	19	10	8.5	25	44	0	0	--	0	2	1	0	690	67%
2019	Green Bay	16/16	55	41	14	17	13.5	37	73	0	0	--	0	0	1	0	872	84%
2020	Green Bay	16/16	52	35	17	12	12.5	23	50	0	0	--	0	2	4	2	858	84%
2021	Green Bay	1/0	1	1	0	0	0.0	0	0	0	0	--	0	0	0	0	18	2%
2022	Minnesota	16/16	44	32	12	15	10.0	24	56	0	0	--	0	5	2	0	771	66%
2023	Cleveland	16/16	27	18	9	8	5.5	20	56	0	0	--	0	3	1	0	584	55%
2024	Cleveland	9/9	23	15	8	6	5.0	7	26	0	0	--	0	0	0	0	327	30%
	Detroit	8/7	12	7	5	3	4.0	10	34	0	0	--	0	1	0	0	291	27%
	Totals	17/16	35	22	13	9	9.0	17	60	0	0	--	0	1	0	0	---	---
2025	Philadelphia	0/0	0	0	0	0	0.0	0	0	0	0	--	0	0	0	0	0	0%
Totals		140/96	333	220	113	85	69.0	173	390	0	0	--	0	16	11	2	---	---

PLAYOFFS																		
2018	Baltimore	1/1	1	1	0	0	0.0	0	0	0	0	--	0	0	0	0	53	73%
2019	Green Bay	2/2	7	5	2	1	2.0	4	5	0	0	--	0	0	0	0	108	91%
2020	Green Bay	2/2	5	3	2	1	1.0	2	8	0	0	--	0	0	0	0	102	86%
2021	Green Bay	1/0	1	1	0	1	1.0	1	1	0	0	--	0	0	0	0	19	35%
2022	Minnesota	1/1	3	2	1	1	0.0	0	2	0	0	--	0	0	0	0	52	72%
2023	Cleveland	1/1	1	0	1	0	0.0	1	1	0	0	--	0	0	0	0	23	50%
2024	Detroit	1/1	0	0	0	0	0.0	0	2	0	0	--	0	1	0	0	40	53%
Totals		9/8	18	12	6	4	4.0	8	19	0	0	--	0	1	0	0	---	---

CAREER HIGHS		
Tackles	8	10/5/20 vs. Atl.
Sacks	3.5	12/23/19 at Min.
INTs	--	--
PDs	2	11/6/22 at Was.
FFs	1	10x, last: 10/22/23 at Ind.
FRs	1	2x, last: 11/5/20 at SF



BIRDSEED

- ▶ Grew up mainly playing basketball with dreams of going pro, didn't play football until his senior year of high school at Greenville (AL) High School ... Inspired by his high school coach, Ben Blackmon, Smith took a chance on football and began attending 6:30am workouts ... He totaled 11 sacks in his lone season on the gridiron
- ▶ Comes from a family with strong football roots ... His brother, Bob Meeks spent time in the NFL with the Broncos, while his cousin, Davern Williams played with the New York Giants
- ▶ Hosts a yearly Fourth of July event in his hometown of Greenville to give back to the community ... The event features waterslides, fireworks and more activities

CAREER HIGHLIGHTS

- ▶ A 10-year NFL veteran with stints at Baltimore (2015-18), Green Bay (2019-21), Minnesota (2022), Cleveland (2023-24) and Detroit (2024), appearing in 140 contests (96 starts) and registering 333 tackles, 390



2025 GAME-BY-GAME STATISTICS (PHI)											
Date	Opp	GP/S	Tot	Solo	Sk	Int	PD	FF	FR	Snap	Pct
NOT ON NFL ROSTER											
Sep 14	at KC										
Sep 21	LAR										
Sep 28	at TB										
Oct 5	Den										
Oct 9	at NYG										
Oct 19	at Min										
Oct 26	NYG										
Nov 10	at GB										
Nov 16	Det										
Nov 23	at Dal										
Nov 28	Chi										
Dec 8	at LAC										
Dec 14	LV										
Dec 20	at Was										
Dec 28	at Buf										
TBD	Was										
Totals		0/0	0	0	0.0	0	0	0	0	0	0%



pressures, 173 QB hits, 85 TFLs, 69.0 sacks and 11 FFs ... Earned three Pro Bowl selections (2018-19, 2022) and an *Associated Press* second-team selection in 2020

2025 SEASON - EAGLES



2024 SEASON - BROWNS & LIONS

- ▶ Began the season with Cleveland, seeing action in nine games (nine starts) and recording 6 TFLs and 5.0 sacks before being traded to Detroit ... Played in the final eight contests of the season with the Lions, totaling 4.0 sacks, 10 QB hits and 34 pressures

COLLEGE HIGHLIGHTS

- ▶ Began his career at East Mississippi Community College (2011-12) before spending his final two seasons at Kentucky (2013-14) ... As a junior at Kentucky in 2013, was selected All-SEC third-team after posting 59 tackles, 6.5 TFLs and 6.0 sacks
- ▶ As a sophomore in 2012 at EMCC, earned second-team All-America honors by the National Junior College Athletic Association ... In 2011, helped East Mississippi go 11-0 and win the NJCAA National Championship ... Was ranked the No. 1 junior college strongside DE and the No. 10 JUCO prospect in the nation

TRANSACTIONS

- ▶ **2015** - Drafted by BAL in 4th Round (122nd overall) ... **3/14/19** - Signed by GB to 4-year contract ... **9/17/21** - Placed on Reserve/Injured (back) ... **1/21/22** - Activated from Reserve/Injured (back) ... **3/14/22** - Released by GB ... **3/23/22** - Signed by MIN ... **5/15/23** - Traded by MIN to CLE for two 5th-round picks (2024 and 2025) ... **3/13/24** - Re-signed by CLE to 2-year extension ... **11/5/24** - Traded from CLE to DET with a 2026 7th-round pick in exchange for a 2025 5th-round pick and a 2026 6th-round pick ... **3/9/25** - Released by DET ... **9/5/25** - Signed by PHI



TYLER STEEN

GUARD/TACKLE | 56



Height: 6-6 Weight: 321 DOB: June 24, 2000 (Age 25)
NFL Experience: 3rd Year (3rd with Eagles) Draft: D3a-23 (65th overall) by PHI
College: Alabama Hometown (HS): Miami, FL (St. Thomas Aquinas)

SUPER BOWL CHAMPION: 2024 (LIX)

CAREER STATISTICS								
			STARTS				OFF SNAPS	
Year	Team	GP/S	LT	LG	RG	RT	No	Pct
2023	Philadelphia	11/1	0	0	1	0	71	6%
2024	Philadelphia	17/2	0	1	1	0	316	27%
2025	Philadelphia	1/1	0	0	1	0	63	100%
Totals		28/3	0	1	3	0	---	---
PLAYOFFS								
2023	Philadelphia	0/0	0	0	0	0	0	0%
2024	Philadelphia	4/1	0	1	0	0	84	31%
Totals		4/1	0	1	0	0	---	---



BIRDSEED

- Comes from a family with a strong military background ... His grandfather, Sgt. Rodney M. Davis, was posthumously honored with the Medal of Honor after jumping on a grenade to save his fellow soldiers during the Vietnam War ... Steen takes great pride in knowing his grandfather sacrificed his life for his country at age 25 ... His father, Daris Steen, is a retired Marine who instilled great values in him growing up
- His father played football at LSU and also coached him when he was younger ... His brother, Blake, currently plays OL at Virginia
- Prepped at St. Thomas Aquinas (FL) High School, which produced the most NFL Draft selections in the country from 2013-23
- Has experience playing on the defensive side of the ball ... Started his Vanderbilt career as a DL before transitioning full-time to OL

CAREER HIGHLIGHTS

- A member of Philadelphia’s **Super Bowl LIX**-winning roster in 2024 ... Contributed to an OL unit that helped RB **Saquon Barkley** set an Eagles single-season rushing record (2,005) and an NFL record for single-season rushing yards including playoffs (2,504) ... Philadelphia established a league record for most single-season combined yards (3,866)

2025 SEASON - EAGLES



2024 SEASON - EAGLES

- Appeared in all 17 regular season games (two starts), playing a career-high 316 offensive snaps in the regular season ... Also appeared in all four postseason contests (one start), seeing 84 postseason snaps


COLLEGE HIGHLIGHTS

- Played five seasons in the collegiate ranks, including stints at Alabama (2022) and Vanderbilt (2018-21) ... Started his final 46 games with the Crimson Tide and Commodores, appearing at both OT positions
- During his redshirt senior season at Alabama in 2022, garnered second-team All-SEC honors after earning the Crimson Tide’s starting LT job ... Started all 13 games and totaled 25 knockdown blocks while protecting the nation’s No. 4 scoring offense (41.1 ppg) ... Appeared in 38 contests (33 starts) over his four-year career at Vanderbilt

TRANSACTIONS

- **2023** - Drafted by PHI in 3rd round (65th overall)

Hobbies: Watching movies and playing video games ... Surprisingly good at: Sudoku ... If he could have a career outside of sports: Music label producer or owner ... Favorite sports moment: Winning the 2022 Sugar Bowl while at Alabama ... Favorite TV show: *The Office*



AMBRY THOMAS (PS)

CORNERBACK | 38



Height: 6-0 Weight: 183 DOB: Sept. 9, 1999 (Age 26)
NFL Experience: 5th Year (1st with Eagles) Draft: D3-21 (102nd Overall) by SF Acquired: W-SF-25
College: Michigan Hometown (HS): Detroit, MI (Martin Luther King)

CAREER STATISTICS																		
			TACKLES				PASS RUSH			INTERCEPTIONS					FUMBLES		DEF SNAPS	
Year	Team	GP/S	Total	Solo	Asst	TFL	Sacks	QBH	QBP	Int	Yds	Lg	TD	PD	FF	FR	No	Pct
2021	San Fransisco	12/5	19	14	5	1	0.0	0	0	1	0	0	0	5	0	0	333	31%
2022	San Fransisco	15/0	5	5	0	0	0.0	0	0	0	0	0	0	0	0	0	41	4%
2023	San Fransisco	15/6	41	34	7	0	0.0	0	0	1	2	2	0	7	1	1	481	44%
2025	Philadelphia	0/0	0	0	0	0	0.0	0	0	0	0	--	0	0	0	0	0	0%
Totals		0/0	0	0	0	0	0.0	0	0	0	0	--	0	0	0	0	---	---

CAREER HIGHS		
Tackles	6	12/3/23 at Phi.
Sacks	--	--
INTs	1	2x, last 11/23/23 at Sea.
PDs	3	12/3/23 at Phi.
FFs	1	11/12/23 at Jax.
FRs	1	11/12/23 at Jax.



BIRDSEED

- Prepped at Martin Luther King (MI) High School ... Labeled an ESPN four-star recruit ... Ranked No. 186 player nationally and No.3 prospect in Michigan ... Ranked 247.com four-star recruit rated No. 94 prospect nationally and the No. 13 cornerback in the country

CAREER HIGHLIGHTS

- Spent time on San Fransisco’s active roster, appearing in 42 total contests ... Registered 79 total tackles

2025 SEASON - EAGLES

-

2024 SEASON - VIKINGS

- Spent time with San Fransisco and Indiannapolis before signing to the Vikings practice squad, where he spent the rest of season

COLLEGE HIGHLIGHTS

- Played collegiately at Michigan (2017-19), where he made 34 catches for 903 yards, and 14 touchdowns as a reciever his senior year ... Recorded 44 tackles and 14 pass breakups

TRANSACTIONS

- **2021** - Drafted by SF in 3rd round (102nd overall) ... **1/5/22** - Placed on Reserve/Non-Football Injury (COVID-19) ... **1/7/22** - Re-instated by SF ... **12/17/24** - Waived by SF ... **12/18/24** ... Acquired by IND from waiver ... **12/19/24** - Waived by IND ... **12/24/24** - Signed by MIN to practice squad ... **1/16/24** - Signed by MIN ... **8/26/25** - Waived by MIN ... **8/29/25** - Signed by PHI to practice squad



2025 GAME-BY-GAME STATISTICS (PHI)												
Date	Opp		GP/S	Tot	Solo	Sk	Int	PD	FF	FR	Snaps	Pct
Sep 4	Dal	W	---	EAGLES PRACTICE SQUAD								
Sep 14	at KC											
Sep 21	LAR											
Sep 28	at TB											
Oct 5	Den											
Oct 9	at NYG											
Oct 19	at Min											
Oct 26	NYG											
Nov 10	at GB											
Nov 16	Det											
Nov 23	at Dal											
Nov 28	Chi											
Dec 8	at LAC											
Dec 14	LV											
Dec 20	at Was											
Dec 28	at Buf											
TBD	Was											
Totals			0/0	0	0	0.0	0	0	0	0	0	0%



BRETT TOTH

OFFENSIVE LINE | 64

(pronounced TOETH)

Height: 6-6 Weight: 304 DOB: Sept. 1, 1996 (Age 29)
NFL Experience: 6th Year (5th with Eagles) Draft: UDFA-19 by PHI Acquired: FA-23
College: Army Hometown (HS): Charleston, SC (West Ashley)



SUPER BOWL CHAMPION: 2024 (LIX)

CAREER STATISTICS									
			STARTS					OFF SNAPS	
Year	Team	GP/S	LT	LG	C	RG	RT	No	Pct
2019	Arizona	0/0	0	0	0	0	0	0	0%
2020	Philadelphia	6/1	0	0	0	0	1	94	8%
2021	Philadelphia	11/0	0	0	0	0	0	53	5%
2023	Carolina	3/1	0	0	0	1	0	74	6%
2025	Philadelphia	1/0	0	0	0	0	0	11	17%
Totals		20/2	0	0	0	1	1	---	---
PLAYOFFS									
2024	Philadelphia	4/0	0	0	0	0	0	12	4%
Totals		4/0	0	0	0	0	0	---	---



BIRDSEED

- ▶ A first lieutenant in the U.S. Army who received a waiver to pursue an NFL career while serving as an active-duty soldier ... In the offseason, Has worked as an instructor at Temple’s ROTC program in Philadelphia
- ▶ Earned a degree in nuclear engineering ... Returned to a career in the military after serving as a graduate assistant for the Black Knights in 2018, taking a Basic Officer Leadership Course at Fort Leonard Wood in Missouri ... As an engineer officer, learned about demolition, project management and construction ... Earned a platoon leader role with the 3rd Chemical Brigade doing Basic Combat Training
- ▶ Followed in the footsteps of numerous family members who served their country, including his father, Douglas, who is a Navy veteran ... His wife, Thereasa, was previously stationed in Korea
- ▶ Has supported Legacies Alive through the NFL’s *My Cause My Cleats* initiative ... The foundation, which was created by combat veterans, is focused on strengthening and supporting Gold Star families

CAREER HIGHLIGHTS

- ▶ A member of the 2024 Eagles roster that won **Super Bowl LIX**
- ▶ Entered the NFL as a UDFA with the Eagles in 2019 ... Has held stints with Philadelphia (2019, ‘20-24), Arizona (2019) and Carolina (2023) ... Has played in 20 games with one start at RT and one start at RG

2025 SEASON - EAGLES



2024 SEASON - EAGLES

- ▶ Spent time on Philadelphia’s practice squad before being signed to the team’s active roster during their playoff run ... Appeared in all four postseason matchups

First job: “Bus boy at a Southern cooking buffet, and it was terrible.”
... Bucket list: Seeing the Northern lights with his wife, who used to live in Alaska ... Desired talent: Ability to sing or play an instrument...
Favorite movies: *Gladiator* and *Cinderella Man* ... Favorite TV show: *Band of Brothers* ... If he could be a fly on the wall for a moment in history: “A presidential inauguration, because you know there’s national secrets. Kind of gets you thinking, almost like *National Treasure*.” ... Food that he couldn’t live without: “My favorite, 100 percent, is shrimp and grits, but I couldn’t do without sushi. There are just so many different assortments of sushi. Endless possibilities.”



COLLEGE HIGHLIGHTS

- ▶ Played collegiately at Army, where he was a two-year starter at tackle ... Appeared in 31 games (28 starts) ... Started all 26 games (25 at RT) over his final two seasons with the Black Knights
- ▶ Ranked by *Pro Football Focus* as the nation's 5th-best run-blocking tackle in 2017 ... Invited to the Senior Bowl, becoming the first Army player to earn that honor

TRANSACTIONS

- ▶ **2019** - Signed by PHI as UDFA ... **8/31/19** - Waived by PHI ... **9/1/19** - Claimed off waivers by ARI ... **10/19/19** - Placed on Reserve/Non-Football Injury ... **9/4/20** - Waived/injured by ARI ... **9/6/20** - Placed on Reserve/Injured (undisclosed) ... **10/6/20** - Activated from Reserve/injured (undisclosed) ... **10/7/20** - Claimed off waivers by PHI ... **11/2/21** - Waived by PHI ... **11/4/21** - Signed by PHI to practice squad ... **11/30/21** - Signed by PHI from practice squad to active roster ... **1/10/22** - Placed on Reserve/Injured (knee) ... **7/27/22** - Placed on Active/Physically Unable to Perform ... **8/23/22** - Placed on Reserve/Physically Unable to Perform ... **3/9/23** - Released by PHI ... **3/13/23** - Agreed to terms with PHI on 1-year contract ... **8/29/23** - Released by PHI ... **8/30/23** - Signed by PHI to practice squad ... **10/24/23** - Signed by CAR to active roster from PHI practice squad ... **12/4/23** - Released by CAR ... **12/7/23** - Signed by PHI to practice squad ... **1/18/24** - Signed by PHI to reserve/future contract ... **8/29/24** - Signed by PHI to practice squad ... **1/10/25** - Signed by PHI to active roster



JEREMIAH TROTTER JR.
LINEBACKER | 54



Height: 6-0 Weight: 225 DOB: Dec. 24, 2002 (Age 22)
NFL Experience: 2nd Year (2nd with Eagles) Draft: D5b-24 (155th overall) by PHI
College: Clemson Hometown (HS): Hainesport, NJ (Philadelphia, PA - St. Joseph's Prep)

SUPER BOWL CHAMPION: 2024 (LIX)

CAREER STATISTICS																		
			TACKLES				PASS RUSH			INTERCEPTIONS					FUMBLES		DEF SNAPS	
Year	Team	GP/S	Total	Solo	Asst	TFL	Sacks	QBH	QBP	Int	Yds	Lg	TD	PD	FF	FR	No	Pct
2024	Philadelphia	17/1	19	6	13	0	0.5	1	1	0	0	--	0	1	0	0	104	10%
2025	Philadelphia	1/0	0	0	0	0.0	0.0	0	0	0	0	--	0	0	0	0	0	0%
Totals		18/1	19	6	13	0	0.5	1	1	0	0	--	0	1	0	0	---	---
PLAYOFFS																		
2024	Philadelphia	4/0	1	0	1	0	0.0	0	0	0	0	--	0	0	0	1	6	2%
Totals		4/0	1	0	1	0	0.0	0	0	0	0	--	0	0	0	1	---	---
ADDITIONAL STATISTICS																		
Special Teams Tackles: 8 - 2024 (6), 2025 (2) Postseason Special Teams Tackles: 4 - 2024 (4)																		

CAREER HIGHS		
Tackles	11	1/5/25 vs. NYG
Sacks	0.5	12/29/24 vs. Dal.
INTs	--	--
PDs	1	11/24/24 at LAR
FFs	--	--
FRs	1	1/12/25 vs. GB (WC)

Nicknames: Trot, J, or Axe Man Jr. ... Hobbies: Play video games, golf, watch movies (favorites are Marvel movies)... Surprisingly good at: Video games ... Feels like he's close to professional-level gaming... If he could play another sport, what position/team: Point guard, Philadelphia 76ers ... If he could have a career outside of sports: Real estate ... If he could witness any sports moment: Seeing the Cavaliers win the 2016 NBA Finals ... Favorite TV show: Naruto ... Favorite music/artists: Gospel and R&B; Kirk Franklin, Rod Wave, Shakira



- BIRDSEED**
- ▶ Is the oldest son of Eagles Hall of Famer **Jeremiah Trotter**, who is remembered by fans as the "Axe Man" ... Trotter was selected by Philadelphia in the 3rd round (72nd overall) of the 1998 NFL Draft and went on to play 12 seasons, including eight years with the Eagles (1998-2001, 2004-06, 2009) ... Trotter finished his NFL career with 903 tackles (716 solo), 51 PDs, 12.5 sacks, 10 FFs, 9 INTs and 3 FRs in 147 games
 - ▶ Honors his late mother, Tammi, who passed away after a battle with breast cancer in February 2023, through the way he carries himself on and off the field ... Playing in the NFL was always a dream of his, but it was a dream of his mother's too ... During her treatment, she would text him to share scripture and would call him to offer her support
 - ▶ His brother, Josiah, currently plays LB at Missouri
 - ▶ Attended St. Joseph's Prep in Philadelphia, where he helped lead the team to a No. 3 national ranking and won back-to-back 6A state championships ... Rated as the nation's No. 1 LB in his recruiting class

- CAREER HIGHLIGHTS**
- ▶ In his rookie season, was a member of Philadelphia's **Super Bowl LIX**-winning team, playing a vital role on special teams

- 2025 SEASON - EAGLES**
- ▶
- 2024 SEASON - EAGLES**
- ▶ Appeared in all 17 regular season games in his rookie season, recording 19 tackles (6 solo) on defense and totaling 6 special teams tackles
 - ▶ Recovered a Packers fumble forced by **Oren Burks** on the opening play of the 22-10 NFC Wild Card victory versus Green Bay (1/12/25) ... The Eagles became the first team to recover a fumble on the opening kickoff of a playoff game since Miami on 1/13/2002
 - ▶ Made his first career start and recorded 11 tackles in the 20-13 win versus the Giants (1/5/25)



2025 GAME-BY-GAME STATISTICS (PHI)												
Date	Opp		GP/S	Tot	Solo	Sk	Int	PD	FF	FR	Snap	Pct
Sep 4	Dal	W	1/0	0	0	0.0	0	0	0	0	0	0%
Sep 14	at KC											
Sep 21	LAR											
Sep 28	at TB											
Oct 5	Den											
Oct 9	at NYG											
Oct 19	at Min											
Oct 26	NYG											
Nov 10	at GB											
Nov 16	Det											
Nov 23	at Dal											
Nov 28	Chi											
Dec 8	at LAC											
Dec 14	LV											
Dec 20	at Was											
Dec 28	at Buf											
TBD	Was											
Totals			1/0	0	0	0.0	0	0	0	0	0	0%



COLLEGE HIGHLIGHTS

- ▶ Played collegiately at Clemson (2021-23), where he combined for 202 tackles (142 solo), 29.5 TFLs, 13.0 sacks, 12 PDs, 4 INTs, 3 FFs and 2 INT-TDs in 39 career games (26 starts) ... Became the first Clemson LB to earn multiple All-America accolades since the 2000 campaign
- ▶ Earned first-team All-America honors from ESPN and *Sports Illustrated* and first-team All-ACC recognition while being named a Butkus Award (nation’s top LB) finalist in 2023 ... Became just the sixth Tiger to earn finalist status for the award ... Finished the season with a team-high 88 tackles, 15 TFLs, 6 PDs, 5.5 sacks, 2 FFs and 2 INTs (1 TD)
- ▶ Started all 14 games during his sophomore campaign in 2022, totaling 92 tackles (74 solo), 13.5 TFLs, 6.5 sacks, 6 PDs, 2 INTs, 1 FF and 1 INT-TD ... Voted a second-team All-American by the *Associated Press* and helped the Tigers win the ACC Championship

TRANSACTIONS

- ▶ **2024** - Drafted by PHI in 5th round (155th overall) by PHI



JOSHUA UCHE
OUTSIDE LINEBACKER | 0

(pronounced OO-shay)



Height: 6-1 Weight: 240 DOB: Sep. 18, 1998 (Age 26)
NFL Experience: 6th Year (1st with Eagles) Draft: D2b-20 (60th overall) by NE Acquired: FA-KC-25
College: Michigan Hometown (HS): Miami, FL (Christopher Columbus)

CAREER STATISTICS																		
			TACKLES				PASS RUSH			INTERCEPTIONS					FUMBLES		DEF SNAPS	
Year	Team	GP/S	Total	Solo	Asst	TFL	Sacks	QBH	QBP	Int	Yds	Lg	TD	PD	FF	FR	No	Pct
2020	New England	9/1	9	7	2	2	1.0	7	8	0	0	--	0	0	0	0	178	18%
2021	New England	12/0	12	10	2	2	3.0	4	16	0	0	--	0	0	0	1	236	22%
2022	New England	15/0	27	23	4	4	11.5	14	34	0	0	--	0	0	2	0	374	33%
2023	New England	15/0	15	8	7	7	3.0	6	32	0	0	--	0	0	0	0	331	29%
2024	New England	7/1	13	10	3	3	2.0	3	12	0	0	--	0	0	0	0	162	14%
	Kansas City	6/0	10	7	3	3	0.0	0	2	0	0	--	0	0	0	0	87	8%
	Totals	13/1	23	17	6	6	2.0	3	14	0	0	--	0	0	0	0	---	---
2025	Philadelphia	1/0	0	0	0	0.0	0.0	0	3	0	0	--	0	0	0	0	19	31%
Totals		65/4	86	65	21	19	20.5	34	107	0	0	--	0	0	2	1	---	---
PLAYOFFS																		
2021	New England	1/0	0	0	0	0	0.0	0	0	0	0	--	0	0	0	0	0	0%
2024	Kansas City	0/0	0	0	0	0	0.0	0	0	0	0	--	0	0	0	0	0	0%
Totals		1/0	0	0	0	0	0.0	0	0	0	0	--	0	0	0	0	---	---

CAREER HIGHS		
Tackles	8	1/5/25 at Den.
Sacks	3.0	2x, last: 12/12/22 at Ari.
INTs	--	---
PDs	--	---
FFs	1	2x, last: 12/18/22 at LV
FRs	1	10/24/21 vs. NYJ



BIRDSEED

- ▶ Created the Josh Uche Foundation, which provides and empowers at-risk youth through initiatives such as educational advancement, resource programming and mental health ... In July 2022, held his first football camp in the greater Boston area for boys and girls ages 9-12, focusing on building team work and developing skills
- ▶ Has been passionate about expanding and growing opportunities for youth and African athletes ... In February 2025, served as a panelist at the 27th HBS Africa Business Conference held at Harvard University, which is the largest student-run African conference in the world
- ▶ Mental health has always been significant in Uche’s life through his experiences and others’ ... Spoke alongside **Mac Jones** in 2023 to over 400 high school students about the importance of mental health at the inaugural Kyle Cares Conference

CAREER HIGHLIGHTS

- ▶ Spent first five seasons with New England (2020-24) and Kansas City (2024), seeing action in 64 contests and recording 86 tackles (65 solo), 104 QB pressures, 20.5 sacks, 19 TFLs, 2 FFs and 1 FR

2025 SEASON - EAGLES

- ▶

2024 SEASON - PATRIOTS & CHIEFS

- ▶ Began the season with New England, seeing action in seven contests (one start), recording 3 TFLs and 2.0 sacks ... After being traded mid-season, played the remainder of the season with Kansas City when they made a Super Bowl LIX appearance



2025 GAME-BY-GAME STATISTICS (PHI)												
Date	Opp		GP/S	Tot	Solo	Sk	Int	PD	FF	FR	Snap	Pct
Sep 4	Dal	W	1/0	0	0	0.0	0	0	0	0	19	31%
Sep 14	at KC											
Sep 21	LAR											
Sep 28	at TB											
Oct 5	Den											
Oct 9	at NYG											
Oct 19	at Min											
Oct 26	NYG											
Nov 10	at GB											
Nov 16	Det											
Nov 23	at Dal											
Nov 28	Chi											
Dec 8	at LAC											
Dec 14	LV											
Dec 20	at Was											
Dec 28	at Buf											
TBD	Was											
Totals			1/0	0	0	0.0	0	0	0	0	19	31%




COLLEGE HIGHLIGHTS

- ▶ Played collegiately at Michigan (2016-19), appearing in 39 games (nine starts) with 56 tackles (39 solo), 20.5 TFLs, 16.5 sacks, 4 FFs and 1 FR ... Earned All-Big Ten honors in 2018-19 with the Wolverines
- ▶ As a senior in 2019, earned Michigan’s defensive MVP honors after leading the team in TFLs (11.5) and sacks (8.5) ... Recorded 5 TFLs and 3.0 sacks in the win at Illinois (10/12/19)

TRANSACTIONS

- ▶ **2020** - Drafted by NE in 2nd round (60th overall) ... **9/26/20** - Placed on Reserve/Injured (foot) ... **10/31/20** - Activated from Reserve/Injured (foot) ... **12/31/20** - Placed on Reserve/Injured (foot) ... **11/17/21** ... Placed on Reserve/Injured (ankle) ... **12/28/21** - Placed on Reserve/COVID-19 ... **1/1/22** - Activated from Reserve/COVID-19 ... **3/12/24** - Re-signed by NE to 1-year contract ... **10/28/24** - Traded by NE to KC for 2026 6th-round pick ... **3/13/25** - Signed by PHI to 1-year contract



BEN VANSUMEREN (IR)

FULLBACK | 43

(pronounced van-SUE-mer-en)

Height: 6-2 Weight: 231 DOB: May 5, 2000 (Age 25)
NFL Experience: 3rd Year (3rd with Eagles) Draft: UDFA-23 by PHI
College: Michigan State Hometown (HS): Bay City, MI (Garber)



SUPER BOWL CHAMPION: 2024 (LIX)

CAREER STATISTICS															
			RUSHING					RECEIVING						OFF SNAPS	
Year	Team	GP/S	Att	Yds	Avg	Lg	TD	Rec	Yds	Avg	Lg	TD	TYS	No	Pct
2023	Philadelphia	9/0	0	0	---	--	0	0	0	---	--	0	0	0	0
2024	Philadelphia	11/1	0	0	---	--	0	1	0	0.0	0	0	0	22	2%
2025	Philadelphia	0/0	0	0	--	---	0	0	0	--	---	0	0	0	0%
Totals			20/1	0	0	---	--	1	0	0.0	0	0	0	---	---
PLAYOFFS															
2023	Philadelphia	1/0	0	0	---	--	0	0	0	---	--	0	0	0	0%
Totals			1/0	0	0	---	--	0	0	---	--	0	0	---	---
ADDITIONAL STATISTICS															
Defensive Tackles: 9 - 2023 (9) Special Teams Tackles: 7 - 2023 (4), 2024 (3) Postseason Special Teams Tackles: 1 - 2023 (1)															

CAREER HIGHS		
Rush Attempts	--	--
Rushing Yards	--	--
Rushing Long	--	--
Rushing TDs	--	--
Receptions	1	11/3/24 vs. Jax.
Receiving Yards	0	11/3/24 vs. Jax.
Receiving Long	0	11/3/24 vs. Jax.
Receiving TDs	--	--
Scrimmage Yards	0	11/3/24 vs. Jax.
Scrimmage TDs	--	--



- BIRDSEED**
- ▶ Began his NFL career as a LB before transitioning to a FB in 2024
 - ▶ Also started his collegiate career as a FB, rushing 9 times for 20 yards and 1 TD as a redshirt freshman in 2019 ... Excelled as a receiver and RB at Garber (MI) High School, leading Bay County in receiving three times, including breaking the regular-season state record with 1,259 yards ... Rushed for 1,053 yards and threw for 279 yards and 4 TDs
 - ▶ Supported American Cancer Society through the NFL's *My Cause My Cleats* initiative ... The organization hopes to provide everyone with the opportunity to prevent, detect, treat, and survive cancer

- CAREER HIGHLIGHTS**
- ▶ A member of the Eagles' **Super Bowl LIX**-winning roster in 2024

- 2025 SEASON - EAGLES**
- ▶

- 2024 SEASON - EAGLES**
- ▶ Appeared in 11 games (one start) ... Saw action in 213 special teams snaps with three special teams tackles and added 22 snaps on offense

- COLLEGE HIGHLIGHTS**
- ▶ Played collegiately at Michigan (2018-20) and Michigan State (2021-22), appearing in a combined 39 career games (13 starts) as a FB, LB and special teams contributor ... Finished with 100 tackles (37 solo), 4 TFLs, 2.0 sacks and 2 PDs while adding 20 yards and 1 TD on 9 carries
 - ▶ Started 10 of 11 games for the Spartans in 2022, registering a career-high 81 tackles (27 solo) with 3 TFLs, 2.0 sacks and 2 PDs



2025 GAME-BY-GAME STATISTICS (PHI)																
				RUSHING					RECEIVING						OFF SNAPS	
Date	Opp		GP/S	Att	Yds	Avg	Lg	TD	Rec	Yds	Avg	Lg	TD	TYS	No	Pct
Sep 4	Dal	W	1/0	0	0	---	--	0	0	0	---	--	0	0	0	0%
Sep 14	at KC															
Sep 21	LAR															
Sep 28	at TB															
Oct 5	Den															
Oct 9	at NYG															
Oct 19	at Min															
Oct 26	NYG															
Nov 10	at GB															
Nov 16	Det															
Nov 23	at Dal															
Nov 28	Chi															
Dec 8	at LAC															
Dec 14	LV															
Dec 20	at Was															
Dec 28	at Buf															
TBD	Was															
Totals			1/0	0	0	---	--	0	0	0	---	--	0	0	0	0%



TRANSACTIONS

► **2023** - Signed by PHI as UDFA ... **8/29/23** - Waived by PHI ... **8/30/23** - Signed by PHI to practice squad ... **11/4/23** - Elevated by PHI from practice squad for Week 9 vs. Dallas ... **11/20/23** - Elevated by PHI from practice squad for Week 11 at Kansas City ... **11/27/23** - Elevated by PHI from practice squad for Week 12 vs. Buffalo ... **11/30/23** - Signed by PHI to active roster from practice squad ... **11/30/24** - Placed on Reserve/Injured (knee) ... **3/12/25** - Re-signed by PHI to 1-year contract ... **9/5/25** - Placed on Reserve/Injured (knee)

Nickname: Benny the Jet (from *The Sandlot*) ... **Biggest influence:** His high school head coach Mike Reid ... **If he could play another sport:** Would play Center Field for the Phillies ... **Favorite TV show:** *Breaking Bad* ... **Favorite movie:** *Lone Survivor* ... **Favorite sports moment:** Michigan State's 16-point comeback win over Michigan in 2021



CAMERON WILLIAMS

TACKLE | 73



Height: 6-6 Weight: 317 DOB: Oct. 16, 2003 (Age 21)
NFL Experience: Rookie (1st with Eagles) Draft: D6c-25 (207th overall) by PHI
College: Texas Hometown (HS): Duncanville, TX (Duncanville)

CAREER STATISTICS						
			STARTS		OFF SNAPS	
Year	Team	GP/S	LT	RT	No	Pct
2025	Philadelphia	0/0	0	0	0	0%
Totals		0/0	0	0	---	---



BIRDSEED

- ▶ During his time at Texas, was involved in the Austin community in a variety of ways ... Worked with Brighter Bites to pack healthy groceries and food for underserved communities and also worked with the Austin Angels non-profit to support the organization’s mission of guiding youth and their families in the foster care community
- ▶ Attended Duncanville (TX) High School, where he was a four-time all-district honoree and four-star recruit ... As a senior, was selected as a top-10 offensive lineman in the state of Texas by Dave Campbell’s Texas Football and was chosen to the 2021 Texas Super Team

2025 SEASON - EAGLES



COLLEGE HIGHLIGHTS

- ▶ Played collegiately at Texas (2022-24), where he appeared in 37 games (16 starts), helping the Longhorns won 14 of the 16 games he started
- ▶ In his first season as a full-time starter in 2024, played in 15 games (15 starts), blocking for an offensive line that was a finalist for the Joe Moore Award (nation’s best offensive line) ... Anchored an offensive line that made an appearance in the SEC Championship in the program’s inaugural season with the conference ... Also helped the Longhorns win two CFP playoff games and make it to the CFP Semifinal

TRANSACTIONS

- ▶ 2025 - Drafted by PHI in 6th round (207th overall)

Nickname: Big Cam ... Hobbies: Hanging out with family, playing Madden or NCAA 25 ... Bucket list item: Travel to Cuba ... Surprisingly good at: Basketball, “I’m a cold hooper” ... If he could play another sport: Would be a DH in baseball or play soccer ... Career choice outside of sports: Owning a cake shop, first thought of that idea in 5th grade ... Favorite TV show: Snowfall ... Favorite movie: Grown Ups



JOHNNY WILSON (IR)

WIDE RECEIVER | 89



Height: 6-6 Weight: 228 DOB: April 3, 2001 (Age 24)
NFL Experience: 2nd Year (2nd with Eagles) Draft: D6a-24 (185th overall) by PHI
College: Florida State Hometown (HS): Pacoima, CA (Calabasas)

SUPER BOWL CHAMPION: 2024 (LIX)

CAREER STATISTICS									
			RECEIVING					OFF SNAPS	
Year	Team	GP/S	Rec	Yds	Avg	Lg	TD	No	Pct
2024	Philadelphia	16/4	5	38	7.6	9	1	369	32%
2025	Philadelphia	0/0	0	0	---	--	0	0	0%
Totals		16/4	5	38	7.6	9	1	---	---
PLAYOFFS									
2024	Philadelphia	4/1	0	0	---	--	0	39	15%
Totals		4/1	0	0	---	--	0	---	---

CAREER HIGHS		
Receptions	3	1/5/25 vs. NYG
Receiving Yards	24	1/5/25 vs. NYG
Receiving Long	9	2x, last: 1/5/25 vs. NYG
Receiving TDs	1	11/10/24 at Dal.



BIRDSEED

- ▶ Became the tallest WR selected in the NFL Draft in the last decade ... Was the tallest WR to ever participate at the NFL Combine and was measured to have the longest recorded wingspan (84.5 inches) ever by a WR prospect ... Discovered Pro Football Hall of Famer and Eagles legend **Harold Carmichael**, who was 6-foot-8, when studying players of similar sizes ... Says he loves watching Carmichael’s highlights

CAREER HIGHLIGHTS

- ▶ A member of Philadelphia’s **Super Bowl LIX**-winning team in 2024

2025 SEASON - EAGLES



2024 SEASON - EAGLES

- ▶ Played in 16 games (four starts) during his rookie season, seeing 369 offensive snaps and adding 38 yards on 5 catches (7.6 avg) with 1 TD
- ▶ Caught his first career TD on a 5-yard pass from **Jalen Hurts** in Philadelphia’s 34-6 win over Dallas (11/10/24)

COLLEGE HIGHLIGHTS

- ▶ Registered 102 receptions for 1,757 yards (17.2 avg.) and 8 TDs in 31 career games (26 starts) during stints with Arizona State (2020-21) and Florida State (2022-23) ... Started all 23 games he played for the Seminoles, catching 84 passes for 1,514 yards (18.0 avg.) and 7 TDs
- ▶ As a junior in 2023, started 10 contests and logged 617 yards on 41 receptions (15.0 avg.) with 2 TDs ... Voted third-team All-ACC and was selected by teammates for the Bob Crenshaw Award (offensive player with most heart) as well as the Bobby Bowden Leadership Award
- ▶ Earned ACC Newcomer of the Year honors and received second-team All-ACC accolades in 2022, when he totaled 897 yards and 5 TDs on 43 receptions (20.9 avg.) ... Led the conference and ranked 3rd nationally with 22 receptions of 20+ yards ... His 20.9 receiving average ranked 2nd in the ACC and 5th in the country ... Recorded a career-best 202 yards on 8 catches in the Cheez-It Bowl vs. Oklahoma (12/29/22)

TRANSACTIONS


- ▶ **2024** - Drafted by PHI in 6th round (185th overall) ... **8/22/25** - Placed on Reserve/Injured (knee, ankle)

Nicknames: Birdman, Johnski ... Hobbies: Playing video games (*Top Spin Tennis* is his favorite), listening to music, playing with his dog ... Surprisingly good at: Drawing ... If he could play another sport: Tennis ... If he had a career outside of sports: Own a music label ... Food he would never eat: Sweet potatoes (tried them in fourth grade and decided “never again”) ... Favorite movie: *Step Brothers* ... Favorite quote: “Pain is temporary; success is forever.”




2025 GAME-BY-GAME STATISTICS (PHI)										
Date	Opp		GP/S	Rec	Yds	Avg	Lg	TD	Snaps	Pct
Sep 4	Dal	W	0/0	RESERVE/INJURED (KNEE/ANKLE)						
Sep 14	at KC									
Sep 21	LAR									
Sep 28	at TB									
Oct 5	Den									
Oct 9	at NYG									
Oct 19	at Min									
Oct 26	NYG									
Nov 10	at GB									
Nov 16	Det									
Nov 23	at Dal									
Nov 28	Chi									
Dec 8	at LAC									
Dec 14	LV									
Dec 20	at Was									
Dec 28	at Buf									
TBD	Was									
Totals			0/0	0	0	---	--	0	0	0%





BYRON YOUNG

DEFENSIVE TACKLE | 94



Height: 6-3 Weight: 292 DOB: Nov. 10, 2000 (Age 24)

NFL Experience: 3rd Year (2nd with Eagles) Draft: D3a-23 (70th overall) by LV Acquired: W-LV-24

College: Alabama Hometown (HS): Laurel, MS (West Jones)

SUPER BOWL CHAMPION: 2024 (LIX)

CAREER STATISTICS																		
			TACKLES				PASS RUSH			INTERCEPTIONS					FUMBLES		DEF SNAPS	
Year	Team	GP/S	Total	Solo	Asst	TFL	Sacks	QBH	QBP	Int	Yds	Lg	TD	PD	FF	FR	No	Pct
2023	Las Vegas	6/0	4	4	0	0	0.0	0	0	0	0	--	0	0	0	0	99	9%
2024	Philadelphia	0/0	0	0	0	0	0.0	0	0	0	0	--	0	0	0	0	0	0%
2025	Philadelphia	1/0	1	0	1	0	0.0	0	0	0	0	--	0	0	0	0	22	36%
Totals		7/0	5	4	1	0	0.0	0	0	0	0	--	0	0	0	0	---	---

CAREER HIGHS		
Tackles	2	9/24/23 vs. Pit.
Sacks	--	--
INTs	--	--
PDs	--	--
FFs	--	--
FRs	--	--

2025 GAME-BY-GAME STATISTICS (PHI)												
Date	Opp		GP/S	Tot	Solo	Sk	Int	PD	FF	FR	Snap	Pct
Sep 4	Dal	W	1/0	1	0	0.0	0	0	0	0	22	36%
Sep 14	at KC											
Sep 21	LAR											
Sep 28	at TB											
Oct 5	Den											
Oct 9	at NYG											
Oct 19	at Min											
Oct 26	NYG											
Nov 10	at GB											
Nov 16	Det											
Nov 23	at Dal											
Nov 28	Chi											
Dec 8	at LAC											
Dec 14	LV											
Dec 20	at Was											
Dec 28	at Buf											
TBD	Was											
Totals			1/0	1	0	0.0	0	0	0	0	22	36%

BIRDSEED

► Attended West Jones (MS) High School, where he was the No. 7 ranked player in the state by ESPN ... Was named to the 2018 Clarion Ledger Dandy Dozen, one of the highest honors in Mississippi High School football, joining teammates **A.J. Brown** and **Nakobe Dean** on that list

CAREER HIGHLIGHTS

► A member of Philadelphia’s **Super Bowl LIX**-winning roster in 2024

► Selected by Las Vegas in the 3rd round (70th overall) of the 2023 NFL Draft ... Spent the 2023 season with the Raiders, seeing action in six contests and recording four tackles

2025 SEASON - EAGLES

►

2024 SEASON - EAGLES

► Spent the first seven weeks of the season on Philadelphia’s active roster before being placed on Injured Reserve



**COLLEGE HIGHLIGHTS**

- ▶ Played collegiately at Alabama (2019-22), playing in 54 games (26 starts), registering 139 tackles, 22.5 TFLs, 8.0 sacks, 3 PDs, 1 FF and 1 FR ... Helped the Tide win the CFP Championship in 2020
- ▶ Earned first-team All-SEC from the *Associated Press* and second-team All-American honors from the *American Football Coaches Association* in 2022 ... Registered 48 tackles, 5.5 TFLs, 4.0 sacks and 1 FF while starting all 13 contests

TRANSACTIONS

- ▶ **2022** - Drafted by LV in 3rd round (70th overall) ... **8/28/24** - Waived by LV ... **8/29/24** - Signed by PHI to active roster ... **10/26/24** - Placed on Reserve/Injured (hamstring)



ROSTER BREAKDOWN



FRONT OFFICE & COACHING STAFF

PLAYER BIOS

ROSTER BREAKDOWN

2025 EAGLES STATISTICS

RECORD BOOK

NFL STATISTICS

OFF THE FIELD

Compiled by the Eagles Communications department:
as of September 9, 2025

OFFENSE						
WR	11	A.J. Brown	80	Darius Cooper		
LT	68	Jordan Mailata	74	Fred Johnson		
LG	69	Landon Dickerson	64	Brett Toth		
C	51	Cam Jurgens	66	Drew Kendall		
RG	56	Tyler Steen	79	Matt Pryor		
RT	65	Lane Johnson	73	Cameron Williams		
TE	88	Dallas Goedert	81	Grant Calcaterra	83	Kylen Granson
WR	2	Jahan Dotson				
WR	6	DeVonta Smith	18	John Metchie		
RB	26	Saquon Barkley	28	Will Shipley	29	A.J. Dillon
QB	1	Jalen Hurts	16	Tanner McKee	14	Sam Howell

DEFENSE						
EDGE	3	Nolan Smith	13	Azeez Ojulari	52	Za'Darius Smith
DT	98	Jalen Carter	96	Gabe Hall		
DT	90	Jordan Davis	95	Ty Robinson		
DT	97	Moro Ojomo	94	Byron Young		
EDGE	58	Jalyx Hunt	0	Joshua Uche	45	Ogbo Okoronkwo
					48	Patrick Johnson
LB	53	Zack Baun	42	Smael Mondon		
LB	30	Jihaad Campbell	54	Jeremiah Trotter Jr.		
CB	27	Quinyon Mitchell	7	Kelee Ringo		
CB	8 Adoree' Jackson / 23 Jakorian Bennett					
NCB	33	Cooper DeJean	22	Mac McWilliams		
S	32	Reed Blankenship				
S	21 Sydney Brown / 24 Andrew Mukuba					

SPECIAL TEAMS						
P	10	Braden Mann				
K	4	Jake Elliott				
H	10	Braden Mann				
LS	47	Charley Hughlett				
PR	33	Cooper DeJean	2	Jahan Dotson		
KR	28	Will Shipley	29	A.J. Dillon		

PRONUNCIATION GUIDE			
Javon Baker (PS)	JAY-von	Quinyon Mitchell	quin-YON
Saquon Barkley	SAY-kwon	Smael Mondon	SMILE
Jihaad Campbell	JUH-haad	Andrew Mukuba	muh-KOO-bah
Britain Covey (PS)	CUH-vee	Moro Ojomo	MORE-oh oh-JOE-mo
Audric Estime (PS)	AW-drick ESS-teh-may	Azeez Ojulari	ah-ZEEZ oju-LAHR-ee
Luke Felix-Fualalo (PS)	FOO-ah-lah-low	Ogbo Okoronkwo	OH-bow oh-kor-ON-kwoo
Dallas Goedert	GOD-ert	Kelee Ringo	KEE-lee
Jalyx Hunt	JAY-lix	DeVonta Smith	duh-VON-tay
Adoree' Jackson	uh-DOOR-ee	Brett Toth	TOETH
Cameron Latu (PS)	LAH-too	Joshua Uche	OO-shay
Jordan Mailata	my-LOT-uh		



#	NAME	POS	HT	WT	DOB	AGE	EXP	COLLEGE	HOMETOWN	HOW ACQ
26	Barkley, Saquon	RB	6-0	232	2/9/97	28	8	Penn State	Coplay, PA	FA-NYG-24
53	Baun, Zack	LB	6-3	225	12/30/96	28	6	Wisconsin	Brown Deer, WI	FA-NO-24
23	Bennett, Jakorian	CB	5-10	200	8/23/00	25	3	Maryland	Mobile, AL	T-LV-25
32	Blankenship, Reed	S	6-1	203	3/2/99	26	4	Middle Tennessee State	Lester, AL	UDFA-22
11	Brown, A.J.	WR	6-1	226	6/30/97	28	7	Mississippi	Starkville, MS	T-Ten-22
21	Brown, Sydney	S	5-10	211	3/21/00	25	3	Illinois	London, Ontario, Canada	D3b-23
81	Calcaterra, Grant	TE	6-4	240	12/4/98	26	4	Southern Methodist	Rancho Santa Margarita, CA	D6b-22
30	Campbell, Jihaad	LB	6-3	235	2/24/04	21	R	Alabama	Erial, NJ	D1-25
98	Carter, Jalen	DT	6-3	314	4/4/01	24	3	Georgia	Apopka, FL	D1a-23
80	Cooper, Darius	WR	5-11	210	11/22/01	23	R	Tarleton State	St. Louis, MO	UDFA-25
90	Davis, Jordan	DT	6-6	336	1/12/00	25	4	Georgia	Charlotte, NC	D1-22
33	DeJean, Cooper	DB	6-0	198	2/9/03	22	2	Iowa	Odebolt, IA	D2-24
69	Dickerson, Landon	G	6-6	332	9/30/98	26	5	Alabama	Hudson, NC	D2-21
29	Dillon, A.J.	RB	6-0	247	5/2/98	27	6	Boston College	Groton, MA	FA-GB-25
2	Dotson, Jahan	WR	5-11	184	3/22/00	25	4	Penn State	Nazareth, PA	T-Was-24
4	Elliott, Jake	K	5-9	167	1/21/95	30	9	Memphis	La Grange, IL	PS-Cin-17
88	Goedert, Dallas	TE	6-5	256	1/3/95	30	8	South Dakota State	Britton, SD	D2-18
83	Granson, Kylen	TE	6-3	242	3/27/98	27	5	Southern Methodist	Austin, TX	FA-Ind-25
96	Hall, Gabe	DT	6-6	295	1/12/01	24	1	Baylor	Waller, TX	UDFA-24
14	Howell, Sam	QB	6-1	225	9/16/00	24	4	North Carolina	Monroe, NC	T-Min-25
47	Hughlett, Charley	LS	6-4	248	5/16/90	35	11	Central Florida	Tampa, FL	FA-25
58	Hunt, Jalyx	OLB	6-3	252	3/13/01	24	2	Houston Christian	DeBary, FL	D3-24
1	Hurts, Jalen	QB	6-1	223	8/7/98	27	6	Oklahoma	Channelview, TX	D2-20
8	Jackson, Adoree'	CB	5-11	185	9/18/95	29	9	USC	Gardena, CA	FA-NYG-25
74	Johnson, Fred	T	6-7	326	6/5/97	28	7	Florida	Royal Palm Beach, FL	T-Jax-25
65	Johnson, Lane	T	6-6	325	5/8/90	35	13	Oklahoma	Groveton, TX	D1-13
48	Johnson, Patrick	OLB	6-2	248	1/10/98	27	5	Tulane	Chattanooga, TN	FA-NYG-25
51	Jurgens, Cam	C	6-3	303	8/21/99	26	4	Nebraska	Beatrice, NE	D2-22
66	Kendall, Drew	C/G	6-4	308	11/27/01	23	R	Boston College	Norwell, MA	D5c-25
68	Mailata, Jordan	T	6-8	365	3/31/97	28	8	---	Sydney, Australia	D7-18
10	Mann, Braden	P	5-11	198	11/24/97	27	6	Texas A&M	Cypress, TX	FA-23
16	McKee, Tanner	QB	6-6	231	4/27/00	25	3	Stanford	Corona, CA	D6-23
22	McWilliams, Mac	CB	5-10	191	11/29/01	23	R	Central Florida	Pensacola, FL	D5a-25
18	Metchie, John	WR	6-0	195	7/18/00	25	4	Alabama	Brampton, Ontario, Canada	T-Hou-25
27	Mitchell, Quinyon	CB	6-0	193	7/18/01	24	2	Toledo	Williston, FL	D1-24
42	Mondon, Smael	LB	6-2	224	2/13/03	22	R	Georgia	Dallas, GA	D5b-25
24	Mukuba, Andrew	S	5-11	186	12/7/02	22	R	Texas	Austin, TX	D2-25
97	Ojomo, Moro	DT	6-3	292	8/15/01	24	3	Texas	Katy, TX	D7-23
13	Ojulari, Azeez	OLB	6-3	240	6/16/00	25	5	Georgia	Marietta, GA	FA-NYG-25
45	Okoronkwo, Ogbo	DE	6-2	250	4/24/95	30	8	Oklahoma	Houston, TX	FA-25
79	Pryor, Matt	G/T	6-7	332	12/16/94	30	8	TCU	Lakewood, CA	FA-Chi-25
7	Ringo, Kelee	CB	6-2	207	6/27/02	23	3	Georgia	Tacoma, WA	D4-23
95	Robinson, Ty	DT	6-5	288	5/3/01	24	R	Nebraska	Gilbert, AZ	D4-25
28	Shipley, Will	RB	5-11	209	8/29/02	23	2	Clemson	Weddington, NC	D4-24
6	Smith, DeVonta	WR	6-0	170	11/14/98	26	5	Alabama	Amite, LA	D1-21
3	Smith, Nolan	OLB	6-2	238	1/18/01	24	3	Georgia	Savannah, GA	D1b-23
52	Smith, Za'Darius	OLB	6-4	270	9/8/92	33	11	Kentucky	Montgomery, AL	FA-25
56	Steen, Tyler	G/T	6-6	321	6/24/00	25	3	Alabama	Miami, FL	D3a-23
64	Toth, Brett	OL	6-6	304	9/1/96	29	6	Army	Charleston, SC	FA-23
54	Trotter Jr., Jeremiah	LB	6-0	225	12/24/02	22	2	Clemson	Hainesport, NJ	D5b-24
0	Uche, Joshua	OLB	6-1	240	9/18/98	26	6	Michigan	Miami, FL	FA-KC-25
73	Williams, Cameron	T	6-6	317	10/16/03	21	R	Texas	Duncanville, TX	D6c-25
94	Young, Byron	DT	6-3	292	11/10/00	24	3	Alabama	Laurel, MS	W-LV-24

PRACTICE SQUAD										
46	Baker, Javon	WR	6-1	202	2/18/02	23	2	Central Florida	Atlanta, GA	FA-25
59	Campbell, Chance	LB	6-2	232	10/8/99	25	4	Mississippi	Ellicott City, MD	FA-Ten-25
85	Covey, Britain	WR	5-8	173	3/18/97	28	4	Utah	Provo, UT	FA-25
39	Epps, Marcus	S	6-0	191	1/27/96	29	7	Wyoming	Huntington Beach, CA	FA-25
37	Estime, Audric	RB	5-11	227	9/6/03	22	2	Notre Dame	Nyack, NY	FA-25
72	Felix-Fualalo, Luke	T	6-7	318	2/2/00	25	R	Hawaii	Brisbane, Australia	FA-25
84	Jenkins, E.J.	TE	6-6	245	11/3/98	26	2	Georgia Tech	Fredericksburg, VA	FA-24
35	Johnson, Brandon	CB	5-10	185	3/25/03	22	R	Oregon	Newton, NC	UDFA-25
-	Johnson, Montrell	RB	5-11	212	10/13/02	22	R	Florida	New Orleans, LA	UDFA-25
87	Latu, Cameron	TE	6-5	244	2/24/00	25	2	Alabama	Holladay, UT	FA-25
82	Marshall, Terrace	WR	6-2	200	6/9/00	25	5	LSU	Bossier City, LA	FA-LV-25
19	McCord, Kyle	QB	6-3	218	9/19/02	22	R	Syracuse	Mount Laurel, NJ	D6a-25
34	Nickerson, Parry	CB	5-10	182	10/11/94	30	6	Tulane	New Orleans, LA	FA-24
63	Pierce, Hollin	T	6-8	341	4/19/01	24	R	Rutgers	Trenton, NJ	UDFA-25
41	Ricks, Eli	CB	6-2	188	9/26/01	23	3	Alabama	Rancho Cucamonga, CA	UDFA-23
31	Sam, Andre	S	5-10	194	2/9/99	26	1	LSU	Iowa, LA	UDFA-24
38	Thomas, Ambry	CB	6-0	190	9/9/99	26	5	Michigan	Detroit, MI	FA-25

RESERVE/PHYSICALLY UNABLE TO PERFORM										
17	Dean, Nakobe	LB	5-11	231	12/13/00	24	4	Georgia	Horn Lake, MS	D3-22

RESERVE/INJURED										
46	Castro-Fields, Tariq	CB	6-1	197	1/14/99	26	3	Penn State	Upper Marlboro, MD	FA-24
-	Cine, Lewis	S	6-2	199	10/5/99	25	4	Georgia	Cedar Hill, TX	PS-Buf-24
78	Hinton, Myles	T	6-7	323	1/9/02	23	R	Michigan	Norcross, GA	D6b-25
61	Lampkin, Willie	G/C	5-11	290	1/22/02	23	R	North Carolina	Lakeland, FL	W-LAR-25
43	VanSumeren, Ben	FB	6-2	231	5/5/00	25	3	Michigan State	Bay City, MI	UDFA-23
89	Wilson, Johnny	WR	6-6	228	4/3/01	24	2	Florida State	Pacoima, CA	D6a-24



#	NAME	POS	HT	WT	DOB	AGE	EXP	COLLEGE	HOMETOWN	HOW ACQ
0	Joshua Uche	OLB	6-1	240	9/18/98	26	6	Michigan	Miami, FL	FA-KC-25
1	Jalen Hurts	QB	6-1	223	8/7/98	27	6	Oklahoma	Channelview, TX	D2-20
2	Jahan Dotson	WR	5-11	184	3/22/00	25	4	Penn State	Nazareth, PA	T-Was-24
3	Nolan Smith	OLB	6-2	238	1/18/01	24	3	Georgia	Savannah, GA	D1b-23
4	Jake Elliott	K	5-9	167	1/21/95	30	9	Memphis	La Grange, IL	PS-Cin-17
6	DeVonta Smith	WR	6-0	170	11/14/98	26	5	Alabama	Amite, LA	D1-21
7	Kelee Ringo	CB	6-2	207	6/27/02	23	3	Georgia	Tacoma, WA	D4-23
8	Adoree' Jackson	CB	5-11	185	9/18/95	29	9	USC	Gardena, CA	FA-NYG-25
10	Braden Mann	P	5-11	198	11/24/97	27	6	Texas A&M	Cypress, TX	FA-23
11	A.J. Brown	WR	6-1	226	6/30/97	28	7	Mississippi	Starkville, MS	T-Ten-22
13	Azeez Ojulari	OLB	6-3	240	6/16/00	25	5	Georgia	Marietta, GA	FA-NYG-25
14	Sam Howell	QB	6-1	225	9/16/00	24	4	North Carolina	Monroe, NC	T-Min-25
16	Tanner McKee	QB	6-6	231	4/27/00	25	3	Stanford	Corona, CA	D6-23
18	John Metchie	WR	6-0	195	7/18/00	25	4	Alabama	Brampton, Ontario, Canada	T-Hou-25
21	Sydney Brown	S	5-10	211	3/21/00	25	3	Illinois	London, Ontario, Canada	D3b-23
22	Mac McWilliams	CB	5-10	191	11/29/01	23	R	Central Florida	Pensacola, FL	D5a-25
23	Jakorian Bennett	CB	5-10	200	8/23/00	25	3	Maryland	Mobile, AL	T-LV-25
24	Andrew Mukuba	S	5-11	186	12/7/02	22	R	Texas	Austin, TX	D2-25
26	Saquon Barkley	RB	6-0	232	2/9/97	28	8	Penn State	Coplay, PA	FA-NYG-24
27	Quinyon Mitchell	CB	6-0	193	7/18/01	24	2	Toledo	Williston, FL	D1-24
28	Will Shipley	RB	5-11	209	8/29/02	23	2	Clemson	Weddington, NC	D4-24
29	A.J. Dillon	RB	6-0	247	5/2/98	27	6	Boston College	Groton, MA	FA-GB-25
30	Jihaad Campbell	LB	6-3	235	2/24/04	21	R	Alabama	Erial, NJ	D1-25
32	Reed Blankenship	S	6-1	203	3/2/99	26	4	Middle Tennessee State	Lester, AL	UDFA-22
33	Cooper DeJean	DB	6-0	198	2/9/03	22	2	Iowa	Odebolt, IA	D2-24
42	Smael Mondon	LB	6-2	224	2/13/03	22	R	Georgia	Dallas, GA	D5b-25
45	Ogbo Okoronkwo	DE	6-2	250	4/24/95	30	8	Oklahoma	Houston, TX	FA-25
47	Charley Hughlett	LS	6-4	248	5/16/90	35	11	Central Florida	Tampa, FL	FA-25
48	Patrick Johnson	OLB	6-2	248	1/10/98	27	5	Tulane	Chattanooga, TN	FA-NYG-25
51	Cam Jurgens	C	6-3	303	8/21/99	26	4	Nebraska	Beatrice, NE	D2-22
52	Za'Darius Smith	OLB	6-4	270	9/8/92	33	11	Kentucky	Montgomery, AL	FA-25
53	Zack Baun	LB	6-3	225	12/30/96	28	6	Wisconsin	Brown Deer, WI	FA-NO-24
54	Jeremiah Trotter Jr.	LB	6-0	225	12/24/02	22	2	Clemson	Hainesport, NJ	D5b-24
56	Tyler Steen	G/T	6-6	321	6/24/00	25	3	Alabama	Miami, FL	D3a-23
58	Jalyx Hunt	OLB	6-3	252	3/13/01	24	2	Houston Christian	DeBary, FL	D3-24
64	Brett Toth	OL	6-6	304	9/1/96	29	6	Army	Charleston, SC	FA-23
65	Lane Johnson	T	6-6	325	5/8/90	35	13	Oklahoma	Groveton, TX	D1-13
66	Drew Kendall	C/G	6-4	308	11/27/01	23	R	Boston College	Norwell, MA	D5c-25
68	Jordan Mailata	T	6-8	365	3/31/97	28	8	---	Sydney, Australia	D7-18
69	Landon Dickerson	G	6-6	332	9/30/98	26	5	Alabama	Hudson, NC	D2-21
73	Cameron Williams	T	6-6	317	10/16/03	21	R	Texas	Duncanville, TX	D6c-25
74	Fred Johnson	T	6-7	326	6/5/97	28	7	Florida	Royal Palm Beach, FL	T-Jax-25
79	Matt Pryor	G/T	6-7	332	12/16/94	30	8	TCU	Lakewood, CA	FA-Chi-25
80	Darius Cooper	WR	5-11	210	11/22/01	23	R	Tarleton State	St. Louis, MO	UDFA-25
81	Grant Calcaterra	TE	6-4	240	12/4/98	26	4	Southern Methodist	Rancho Santa Margarita, CA	D6b-22
83	Kylen Granson	TE	6-3	242	3/27/98	27	5	Southern Methodist	Austin, TX	FA-Ind-25
88	Dallas Goedert	TE	6-5	256	1/3/95	30	8	South Dakota State	Britton, SD	D2-18
90	Jordan Davis	DT	6-6	336	1/12/00	25	4	Georgia	Charlotte, NC	D1-22
94	Byron Young	DT	6-3	292	1/10/00	24	3	Alabama	Laurel, MS	W-LV-24
95	Ty Robinson	DT	6-5	288	5/3/01	24	R	Nebraska	Gilbert, AZ	D4-25
96	Gabe Hall	DT	6-6	295	1/12/01	24	1	Baylor	Waller, TX	UDFA-24
97	Moro Ojomo	DT	6-3	292	8/15/01	24	3	Texas	Katy, TX	D7-23
98	Jalen Carter	DT	6-3	314	4/4/01	24	3	Georgia	Apopka, FL	D1a-23

PRACTICE SQUAD										
19	Kyle McCord	QB	6-3	218	9/19/02	22	R	Syracuse	Mount Laurel, NJ	D6a-25
31	Andre Sam	S	5-10	194	2/9/99	26	1	LSU	Iowa, LA	UDFA-24
34	Parry Nickerson	CB	5-10	182	10/11/94	30	6	Tulane	New Orleans, LA	FA-24
35	Brandon Johnson	CB	5-10	185	3/25/03	22	R	Oregon	Newton, NC	UDFA-25
37	Audric Estime	RB	5-11	227	9/6/03	22	2	Notre Dame	Nyack, NY	FA-25
38	Ambry Thomas	CB	6-0	190	9/9/99	26	5	Michigan	Detroit, MI	FA-25
39	Marcus Epps	S	6-0	191	1/27/96	29	7	Wyoming	Huntington Beach, CA	FA-25
41	Eli Ricks	CB	6-2	188	9/26/01	23	3	Alabama	Rancho Cucamonga, CA	UDFA-23
46	Javon Baker	WR	6-1	202	2/18/02	23	2	Central Florida	Atlanta, GA	FA-25
59	Chance Campbell	LB	6-2	232	10/8/99	25	4	Mississippi	Ellicott City, MD	FA-Ten-25
63	Hollin Pierce	T	6-8	341	4/19/01	24	R	Rutgers	Trenton, NJ	UDFA-25
72	Luke Felix-Fualalo	T	6-7	318	2/2/00	25	R	Hawaii	Brisbane, Australia	FA-25
82	Terrace Marshall	WR	6-2	200	6/9/00	25	5	LSU	Bossier City, LA	FA-LV-25
84	E.J. Jenkins	TE	6-6	245	11/3/98	26	2	Georgia Tech	Fredericksburg, VA	FA-24
85	Britain Covey	WR	5-8	173	3/18/97	28	4	Utah	Provo, UT	FA-25
87	Cameron Latu	TE	6-5	244	2/24/00	25	2	Alabama	Holladay, UT	FA-25
-	Montrell Johnson	RB	5-11	212	10/13/02	22	R	Florida	New Orleans, LA	UDFA-25

RESERVE/PHYSICALLY UNABLE TO PERFORM										
17	Nakobe Dean	LB	5-11	231	12/13/00	24	4	Georgia	Horn Lake, MS	D3-22

RESERVE/INJURED										
43	Ben VanSumeren	FB	6-2	231	5/5/00	25	3	Michigan State	Bay City, MI	UDFA-23
46	Tariq Castro-Fields	CB	6-1	197	1/14/99	26	3	Penn State	Upper Marlboro, MD	FA-24
61	Willie Lampkin	G/C	5-11	290	1/22/02	23	R	North Carolina	Lakeland, FL	W-LAR-25
78	Myles Hinton	T	6-7	323	1/9/02	23	R	Michigan	Norcross, GA	D6b-25
89	Johnny Wilson	WR	6-6	228	4/3/01	24	2	Florida State	Pacoima, CA	D6a-24
-	Lewis Cine	S	6-2	199	10/5/99	25	4	Georgia	Cedar Hill, TX	PS-Buf-24



	#	NAME	POS	HT	WT	DOB	AGE	EXP	COLLEGE	HOMETOWN	HOW ACQ
QB	1	Jalen Hurts	QB	6-1	223	8/7/98	27	6	Oklahoma	Channelview, TX	D2-20
	14	Sam Howell	QB	6-1	225	9/16/00	24	4	North Carolina	Monroe, NC	T-Min-25
	16	Tanner McKee	QB	6-6	231	4/27/00	25	3	Stanford	Corona, CA	D6-23
	19	Kyle McCord (PS)	QB	6-3	218	9/19/02	22	R	Syracuse	Mount Laurel, NJ	D6a-25
RB	26	Saquon Barkley	RB	6-0	232	2/9/97	28	8	Penn State	Coplay, PA	FA-NYG-24
	28	Will Shipley	RB	5-11	209	8/29/02	23	2	Clemson	Weddington, NC	D4-24
	29	A.J. Dillon	RB	6-0	247	5/2/98	27	6	Boston College	Groton, MA	FA-GB-25
	37	Audric Estime (PS)	RB	5-11	227	9/6/03	22	2	Notre Dame	Nyack, NY	FA-25
	43	Ben VanSumeren (IR)	FB	6-2	231	5/5/00	25	3	Michigan State	Bay City, MI	UDFA-23
	-	Montrell Johnson (PS)	RB	5-11	212	10/13/02	22	R	Florida	New Orleans, LA	UDFA-25
WR	2	Jahan Dotson	WR	5-11	184	3/22/00	25	4	Penn State	Nazareth, PA	T-Was-24
	6	DeVonta Smith	WR	6-0	170	11/14/98	26	5	Alabama	Amite, LA	D1-21
	11	A.J. Brown	WR	6-1	226	6/30/97	28	7	Mississippi	Starkville, MS	T-Ten-22
	18	John Metchie	WR	6-0	195	7/18/00	25	4	Alabama	Brampton, Ontario, Canada	T-Hou-25
	46	Javon Baker (PS)	WR	6-1	202	2/18/02	23	2	Central Florida	Atlanta, GA	FA-25
	80	Darius Cooper	WR	5-11	210	11/22/01	23	R	Tarleton State	St. Louis, MO	UDFA-25
	82	Terrace Marshall (PS)	WR	6-2	200	6/9/00	25	5	LSU	Bossier City, LA	FA-LV-25
	85	Britain Covey (PS)	WR	5-8	173	3/18/97	28	4	Utah	Provo, UT	FA-25
TE	89	Johnny Wilson (IR)	WR	6-6	228	4/3/01	24	2	Florida State	Pacoima, CA	D6a-24
	81	Grant Calcaterra	TE	6-4	240	12/4/98	26	4	Southern Methodist	Rancho Santa Margarita, CA	D6b-22
	83	Kylen Granson	TE	6-3	242	3/27/98	27	5	Southern Methodist	Austin, TX	FA-Ind-25
	84	E.J. Jenkins (PS)	TE	6-6	245	11/3/98	26	2	Georgia Tech	Fredericksburg, VA	FA-24
	87	Cameron Latu (PS)	TE	6-5	244	2/24/00	25	2	Alabama	Holladay, UT	FA-25
OFFENSIVE LINE	88	Dallas Goedert	TE	6-5	256	1/3/95	30	8	South Dakota State	Britton, SD	D2-18
	51	Cam Jurgens	C	6-3	303	8/21/99	26	4	Nebraska	Beatrice, NE	D2-22
	56	Tyler Steen	G/T	6-6	321	6/24/00	25	3	Alabama	Miami, FL	D3a-23
	61	Willie Lampkin (IR)	G/C	5-11	290	1/22/02	23	R	North Carolina	Lakeland, FL	W-LAR-25
	63	Hollin Pierce (PS)	T	6-8	341	4/19/01	24	R	Rutgers	Trenton, NJ	UDFA-25
	64	Brett Toth	OL	6-6	304	9/1/96	29	6	Army	Charleston, SC	FA-23
	65	Lane Johnson	T	6-6	325	5/8/90	35	13	Oklahoma	Groveton, TX	D1-13
	66	Drew Kendall	C/G	6-4	308	11/27/01	23	R	Boston College	Norwell, MA	D5c-25
	68	Jordan Mailata	T	6-8	365	3/31/97	28	8	---	Sydney, Australia	D7-18
	69	Landon Dickerson	G	6-6	332	9/30/98	26	5	Alabama	Hudson, NC	D2-21
	72	Luke Felix-Fualalo (PS)	T	6-7	318	2/2/00	25	R	Hawaii	Brisbane, Australia	FA-25
	73	Cameron Williams	T	6-6	317	10/16/03	21	R	Texas	Duncanville, TX	D6c-25
	74	Fred Johnson	T	6-7	326	6/5/97	28	7	Florida	Royal Palm Beach, FL	T-Jax-25
	78	Myles Hinton (IR)	T	6-7	323	1/9/02	23	R	Michigan	Norcross, GA	D6b-25
	79	Matt Pryor	G/T	6-7	332	12/16/94	30	8	TCU	Lakewood, CA	FA-Chi-25
DL	90	Jordan Davis	DT	6-6	336	1/12/00	25	4	Georgia	Charlotte, NC	D1-22
	94	Byron Young	DT	6-3	292	11/10/00	24	3	Alabama	Laurel, MS	W-LV-24
	95	Ty Robinson	DT	6-5	288	5/3/01	24	R	Nebraska	Gilbert, AZ	D4-25
	96	Gabe Hall	DT	6-6	295	1/12/01	24	1	Baylor	Waller, TX	UDFA-24
	97	Moro Ojomo	DT	6-3	292	8/15/01	24	3	Texas	Katy, TX	D7-23
	98	Jalen Carter	DT	6-3	314	4/4/01	24	3	Georgia	Apopka, FL	D1a-23
LB	0	Joshua Uche	OLB	6-1	240	9/18/98	26	6	Michigan	Miami, FL	FA-KC-25
	3	Nolan Smith	OLB	6-2	238	1/18/01	24	3	Georgia	Savannah, GA	D1b-23
	13	Azeez Ojulari	OLB	6-3	240	6/16/00	25	5	Georgia	Marietta, GA	FA-NYG-25
	17	Nakobe Dean (PUP)	LB	5-11	231	12/13/00	24	4	Georgia	Horn Lake, MS	D3-22
	30	Jihaad Campbell	LB	6-3	235	2/24/04	21	R	Alabama	Erial, NJ	D1-25
	42	Smael Mondon	LB	6-2	224	2/13/03	22	R	Georgia	Dallas, GA	D5b-25
	45	Ogbo Okoronkwo	OLB	6-2	250	4/24/95	30	8	Oklahoma	Houston, TX	FA-25
	48	Patrick Johnson	OLB	6-2	248	1/10/98	27	5	Tulane	Chattanooga, TN	FA-NYG-25
	52	Za'Darius Smith	OLB	6-4	270	9/8/92	33	11	Kentucky	Montgomery, AL	FA-25
	53	Zack Baun	LB	6-3	225	12/30/96	27	6	Wisconsin	Brown Deer, WI	FA-NO-24
	54	Jeremiah Trotter Jr.	LB	6-0	225	12/24/02	22	2	Clemson	Hainesport, NJ	D5b-24
	58	Jalyx Hunt	OLB	6-3	252	3/13/01	24	2	Houston Christian	DeBary, FL	D3-24
	59	Chance Campbell (PS)	LB	6-2	232	10/8/99	25	4	Mississippi	Ellicott City, MD	FA-Ten-25
DEFENSIVE BACKS	7	Kelee Ringo	CB	6-2	207	6/27/02	23	3	Georgia	Tacoma, WA	D4-23
	8	Adoree' Jackson	CB	5-11	185	9/18/95	29	9	USC	Gardena, CA	FA-NYG-25
	21	Sydney Brown	S	5-10	211	3/21/00	25	3	Illinois	London, Ontario, Canada	D3b-23
	22	Mac McWilliams	CB	5-10	191	11/29/01	23	R	Central Florida	Pensacola, FL	D5a-25
	23	Jakorian Bennett	CB	5-10	200	8/23/00	25	3	Maryland	Mobile, AL	T-LV-25
	24	Andrew Mukuba	S	5-11	186	12/7/02	22	R	Texas	Austin, TX	D2-25
	27	Quinyon Mitchell	CB	6-0	193	7/18/01	24	2	Toledo	Williston, FL	D1-24
	31	Andre Sam (PS)	S	5-10	194	2/9/99	26	1	LSU	Iowa, LA	UDFA-24
	32	Reed Blankenship	S	6-1	203	3/2/99	26	4	Middle Tennessee State	Lester, AL	UDFA-22
	33	Cooper DeJean	DB	6-0	198	2/9/03	22	2	Iowa	Odebolt, IA	D2-24
	34	Parry Nickerson (PS)	CB	5-10	182	10/11/94	30	6	Tulane	New Orleans, LA	FA-24
	35	Brandon Johnson (PS)	CB	5-10	185	3/25/03	22	R	Oregon	Newton, NC	UDFA-25
	38	Ambry Thomas (PS)	CB	6-0	190	9/9/99	26	5	Michigan	Detroit, MI	FA-25
	39	Marcus Epps (PS)	S	6-0	191	1/27/96	29	7	Wyoming	Huntington Beach, CA	FA-25
	41	Eli Ricks (PS)	CB	6-2	188	9/26/01	23	3	Alabama	Rancho Cucamonga, CA	UDFA-23
	46	Tariq Castro-Fields (IR)	CB	6-1	197	1/14/99	26	3	Penn State	Upper Marlboro, MD	FA-24
	-	Lewis Cine (IR)	S	6-2	199	10/5/99	25	4	Georgia	Cedar Hill, TX	PS-Buf-24
	4	Jake Elliott	K	5-9	167	1/21/95	30	9	Memphis	La Grange, IL	PS-Cin-17
ST	10	Braden Mann	P	5-11	198	11/24/97	27	6	Texas A&M	Cypress, TX	FA-23
	47	Charley Hughlett	LS	6-4	248	5/16/90	35	11	Central Florida	Tampa, FL	FA-25



HOW ACQUIRED		
Year	Player	Acq
2013	Lane Johnson	D1
2017	Jake Elliott	PS-Cin
2018	Dallas Goedert	D2
	Jordan Mailata	D7
2020	Jalen Hurts	D2
2021	DeVonta Smith	D1
	Landon Dickerson	D2
2022	Jordan Davis	D1
	Cam Jurgens	D2
	Nakobe Dean (PUP)	D3
	Grant Calcaterra	D6b
	Reed Blankenship	UDFA
	A.J. Brown	T-Ten
	Jalen Carter	D1a
2023	Nolan Smith	D1b
	Tyler Steen	D3a
	Sydney Brown	D3b
	Kelee Ringo	D4
	Tanner McKee	D6
	Moro Ojomo	D7
	Braden Mann	FA
	Brett Toth	FA
	Eli Ricks (PS)	UDFA
	Ben VanSumeren (IR)	UDFA
	Quinyon Mitchell	D1
	Cooper DeJean	D2
	Jalyx Hunt	D3
	Will Shipley	D4
	Jeremiah Trotter Jr.	D5b
2024	Johnny Wilson (IR)	D6a
	Saquon Barkley	FA-NYG
	Zack Baun	FA-NO
	Tariq Castro-Fields (IR)	FA
	E.J. Jenkins (PS)	FA
	Parry Nickerson (PS)	FA
	Gabe Hall	UDFA
	Andre Sam (PS)	UDFA
	Jahan Dotson	T-Was
	Byron Young	W-LV
	Lewis Cine (IR)	PS-Buf
	Jihaad Campbell	D1
	Andrew Mukuba	D2
	Ty Robinson	D4
	Mac McWilliams	D5a
2025	Smael Mondon	D5b
	Drew Kendall	D5c
	Kyle McCord (PS)	D6a
	Myles Hinton (IR)	D6b
	Cameron Williams	D6c
	Chance Campbell (PS)	FA-Ten
	A.J. Dillon	FA-GB
	Kylen Granson	FA-Ind
	Adoree' Jackson	FA-NYG
	Patrick Johnson	FA-NYG
	Terrace Marshall (PS)	FA-LV
	Azeez Ojulari	FA-NYG
	Matt Pryor	FA-Chi
	Joshua Uche	FA-KC
	Javon Baker (PS)	FA
	Britain Covey (PS)	FA
	Marcus Epps (PS)	FA
	Audric Estime (PS)	FA
	Luke Felix-Fualalo (PS)	FA
	Charley Hughlett	FA
	Cameron Latu (PS)	FA
	Ogbo Okoronkwo	FA
	Za'Darius Smith	FA
	Ambry Thomas (PS)	FA
	Darius Cooper	UDFA
	Brandon Johnson (PS)	UDFA
	Montrell Johnson (PS)	UDFA
	Hollin Pierce (PS)	UDFA
	Jakorian Bennett	T-LV
	Sam Howell	T-Min
	Fred Johnson	T-Jax
	John Metchie	T-Hou
	Willie Lampkin (IR)	W-LAR

BY DRAFT ROUND			
Rd	Player	Team	Year
1st	Lane Johnson	Phi	2013
	Adoree' Jackson	Ten	2017
	Saquon Barkley	NYG	2018
	DeVonta Smith	Phi	2021
	Lewis Cine (IR)	Min	2022
	Jordan Davis	Phi	2022
	Jahan Dotson	Was	2022
	Jalen Carter	Phi	2023
	Nolan Smith	Phi	2023
	Quinyon Mitchell	Phi	2024
	Jihaad Campbell	Phi	2025
2nd	Dallas Goedert	Phi	2018
	A.J. Brown	Ten	2019
	A.J. Dillon	GB	2020
	Jalen Hurts	Phi	2020
	Joshua Uche	NE	2020
	Landon Dickerson	Phi	2021
	Terrace Marshall (PS)	Car	2021
	Azeez Ojulari	NYG	2021
	Cam Jurgens	Phi	2022
	John Metchie	Hou	2022
	Cooper DeJean	Phi	2024
	Andrew Mukuba	Phi	2025
3rd	Zack Baun	NO	2020
	Ambry Thomas (PS)	SF	2021
	Nakobe Dean (PUP)	Phi	2022
	Sydney Brown	Phi	2023
	Cameron Latu (PS)	SF	2023
	Tyler Steen	Phi	2023
	Byron Young	LV	2023
	Jalyx Hunt	Phi	2024
4th	Za'Darius Smith	Bal	2015
	Kylen Granson	Ind	2021
	Jakorian Bennett	LV	2023
	Kelee Ringo	Phi	2023
	Javon Baker (PS)	NE	2024
	Will Shipley	Phi	2024
	Ty Robinson	Phi	2025
	Jake Elliott	Cin	2017
5th	Ogbo Okoronkwo	LAR	2018
	Sam Howell	Was	2022
	Audric Estime (PS)	Den	2024
	Jeremiah Trotter Jr.	Phi	2024
	Drew Kendall	Phi	2025
	Mac McWilliams	Phi	2025
	Smael Mondon	Phi	2025
	Parry Nickerson (PS)	NYJ	2018
6th	Matt Pryor	Phi	2018
	Braden Mann	NYJ	2020
	Grant Calcaterra	Phi	2022
	Chance Campbell (PS)	Ten	2022
	Tariq Castro-Fields (IR)	SF	2022
	Tanner McKee	Phi	2023
	Johnny Wilson (IR)	Phi	2024
	Myles Hinton (IR)	Phi	2025
7th	Kyle McCord (PS)	Phi	2025
	Cameron Williams	Phi	2025
	Jordan Mailata	Phi	2018
	Patrick Johnson	Phi	2021
	Moro Ojomo	Phi	2023
	Charley Hughlett	Dal	2012
	Marcus Epps (PS)	Min	2019
	Fred Johnson	Pit	2019
FA	Brett Toth	Phi	2019
	Reed Blankenship	Phi	2022
	Britain Covey (PS)	Phi	2022
	E.J. Jenkins (PS)	NYJ	2023
	Eli Ricks (PS)	Phi	2023
	Ben VanSumeren (IR)	Phi	2023
	Gabe Hall	Phi	2024
	Andre Sam (PS)	Phi	2024
	Darius Cooper	Phi	2025
	Luke Felix-Fualalo (PS)	Sea	2025
	Brandon Johnson (PS)	Phi	2025
	Montrell Johnson (PS)	Phi	2025
	Willie Lampkin (IR)	LAR	2025
	Hollin Pierce (PS)	Phi	2025

BY EXPERIENCE			
Player	Exp	G/S	w/Phi
Lane Johnson	13	159/159	
Charley Hughlett	11	153/0	1/0
Za'Darius Smith	11	140/96	0/0
Jake Elliott	9	131/0	
Adoree' Jackson	9	98/83	1/1
Saquon Barkley	8	91/91	17/17
Dallas Goedert	8	94/77	
Jordan Mailata	8	75/70	
Ogbo Okoronkwo	8	80/13	0/0
Matt Pryor	8	93/39	28/10
A.J. Brown	7	91/83	48/47
Marcus Epps (PS)	7	83/45	55/25
Fred Johnson	7	63/14	35/6
Zack Baun	6	79/31	17/17
A.J. Dillon	6	61/11	0/0
Jalen Hurts	6	78/67	
Braden Mann	6	76/0	33/0
Parry Nickerson (PS)	6	30/3	0/0
Brett Toth	6	21/2	
Joshua Uche	6	65/4	1/0
Landon Dickerson	5	64/63	
Kylen Granson	5	63/17	1/0
Patrick Johnson	5	62/2	50/2
Terrace Marshall (PS)	5	43/17	0/0
Azeez Ojulari	5	46/30	0/0
DeVonta Smith	5	64/63	
Ambry Thomas (PS)	5	42/11	0/0
Reed Blankenship	4	41/35	
Grant Calcaterra	4	48/16	
Chance Campbell (PS)	4	4/0	0/0
Lewis Cine (IR)	4	11/0	0/0
Britain Covey (PS)	4	38/1	
Jordan Davis	4	48/40	
Nakobe Dean (PUP)	4	37/19	
Jahan Dotson	4	47/33	18/7
Sam Howell	4	20/18	0/0
Cam Jurgens	4	45/28	
John Metchie	4	30/3	1/0
Jakorian Bennett	3	25/11	1/0
Sydney Brown	3	26/6	
Jalen Carter	3	32/16	
Tariq Castro-Fields (IR)	3	12/1	0/0
Tanner McKee	3	2/1	
Moro Ojomo	3	26/2	
Kelee Ringo	3	35/5	
Nolan Smith	3	34/11	
Tyler Steen	3	29/4	
Eli Ricks (PS)	3	23/0	
Ben VanSumeren (IR)	3	21/1	
Byron Young	3	7/0	1/0
Javon Baker (PS)	2	11/1	0/0
Cooper DeJean	2	17/10	
Audric Estime (PS)	2	13/1	0/0
Jalyx Hunt	2	17/2	
E.J. Jenkins (PS)	2	8/0	
Cameron Latu (PS)	2	0/0	
Quinyon Mitchell	2	17/17	
Will Shipley	2	17/1	
Jeremiah Trotter Jr.	2	18/1	
Johnny Wilson (IR)	2	16/4	
Gabe Hall	1	1/0	
Andre Sam (PS)	1	1/0	
Jihaad Campbell	R	1/1	
Darius Cooper	R	1/0	
Luke Felix-Fualalo (PS)	R	0/0	
Myles Hinton (IR)	R	0/0	
Brandon Johnson (PS)	R	0/0	
Montrell Johnson (PS)	R	0/0	
Drew Kendall	R	0/0	
Willie Lampkin (IR)	R	0/0	
Kyle McCord (PS)	R	0/0	
Mac McWilliams	R	1/0	
Smael Mondon	R	1/0	
Andrew Mukuba	R	1/1	
Hollin Pierce (PS)	R	0/0	
Ty Robinson	R	0/0	
Cameron Williams	R	0/0	



JANUARY

- **1/21/25** - Signed TE **Cameron Latu** to reserve/future contract

FEBRUARY

- **2/14/25** - Signed the following players to reserve/future contracts: CB **Tariq Castro-Fields**, WR **Elijah Cooks**, RB **Tyrion Davis-Price**, LB **Dallas Gant**, WR **Danny Gray**, DT **Gabe Hall**, DE **K.J. Henry**, OLB **Ochaun Mathis**, TE **Nick Muse**, CB **Parry Nickerson**, S **Andre Sam**, T **Laekin Vakalahi** and CB **A.J. Woods**
- **2/18/25** - Released OL **Nick Gates**
- **2/25/25** - Signed RB **Lew Nichols**

MARCH

- **3/4/25** - Agreed to terms on 2-year contract extension with RB **Saquon Barkley** through 2028 season
- **3/5/25** - Agreed to terms on 3-year contract extension with LB **Zack Baun** through 2027 season
- **3/12/25** - Agreed to trade S **C.J. Gardner-Johnson** and 2026 6th-round draft pick to Houston in exchange for G **Kenyon Green** and 2026 5th-round draft pick ... Agreed to trade QB **Kenny Pickett** to Cleveland in exchange for QB **Dorian Thompson-Robinson** and 2025 5th-round draft pick (No. 164 overall) ... Agreed to terms on 1-year contract with FB **Ben VanSumeren** through 2025 season ... Released DB **James Bradberry** and CB **Darius Slay**
- **3/13/25** - Agreed to terms on 1-year contract with TE **Harrison Bryant** ... Agreed to terms on 1-year contract with RB **A.J. Dillon** ... Agreed to terms on 1-year contract with OLB **Joshua Uche**
- **3/14/25** - Agreed to terms on 1-year contract with LS **Charley Hughlett** ... Agreed to terms on 1-year contract with CB **Adoree' Jackson** ... Agreed to terms on 1-year contract with OLB **Patrick Johnson**
- **3/15/25** - Agreed to terms with RS **Avery Williams** on 1-year contract
- **3/17/25** - Agreed to terms with T **Lane Johnson** on 1-year contract extension through 2027 season ... Agreed to terms with TE **Kylen Granson** on 1-year contract ... Agreed to terms with OLB **Azeez Ojulari** on 1-year contract
- **3/25/25** - Signed T **Kendall Lamm** to 1-year contract
- **3/28/25** - Agreed to terms with G/T **Matt Pryor** on 1-year contract

APRIL

- **4/11/25** - Signed WR **Terrace Marshall** to 1-year contract
- **4/21/25** - Agreed to terms with C **Cam Jurgens** on 4-year contract extension through 2029 season
- **4/24/25** - Acquired 2025 1st-round pick (No. 31 overall) from Kansas City in exchange for 2025 1st-round pick (No. 32 overall) and 2025 5th-round pick (No. 164 overall) ... Selected LB **Jihaad Campbell** with 31st-overall pick (1st round)
- **4/25/25** - Selected S **Andrew Mukuba** with 64th-overall pick (2nd round) ... Acquired 2025 3rd-round pick (No. 101 overall) and 2026 5th-round pick from Atlanta in exchange for 2025 3rd-round pick (No. 96 overall) ... Acquired 2025 4th-round pick (No. 111 overall), 2025 4th-round pick (No. 130 overall), and 2025 6th-round pick (No. 191 overall) from Denver in exchange for 2025 3rd-round pick (No. 101 overall) and 2025 4th-round pick (No. 134 overall)
- **4/26/25** - Selected DT **Ty Robinson** with 111th-overall pick (4th round) ... Acquired 2025 5th-round pick (No. 145 overall) and 2025 6th-round pick (No. 207 overall) from N.Y. Jets in exchange for 2025 4th-round pick (No. 130 overall) ... Selected CB **Mac McWilliams** with 145th-overall pick (5th round) ... Selected LB **Smael Mondon** with 161st-overall pick (5th round) ... Selected C/G **Drew Kendall** with 168th-overall pick (5th round) ... Selected QB **Kyle McCord** with 181st-overall pick (6th round) ... Selected T **Myles Hinton** with 191st-overall pick (6th round) ... Selected T **Cameron Williams** with 207th-overall pick (6th round) ... Selected OLB **Antwaun Powell-Ryland** with 209th-overall pick (6th round)
- **4/30/25** - Exercised 5th-year option with DT **Jordan Davis**

MAY

- **5/2/25** - Signed LB **Smael Mondon**, QB **Kyle McCord**, T **Myles Hinton** and OLB **Antwaun Powell-Ryland** to 4-year contracts ... Signed WR **Darius Cooper**, LB **Lance Dixon**, S **Maxen Hook**, CB **Brandon Johnson**, RB **Montrell Johnson**, CB **B.J. Mayes**, WR **Taylor Morin**, T **Hollin Pierce** and RB **ShunDerrick Powell**
- **5/3/25** - Signed CB **Mac McWilliams** to 4-year contract
- **5/4/25** - Signed WR **Giles Jackson** ... Waived RB **Tyrion Davis-Price**
- **5/12/25** - Signed C/G **Drew Kendall** to 4-year contract
- **5/15/25** - Signed DT **Ty Robinson** to 4-year contract
- **5/27/25** - Signed T **Cameron Williams** to 4-year contract

JUNE

- **6/2/25** - Signed OL **Marcus Tate** ... Agreed to trade DE **Bryce Huff** to San Francisco in exchange for 2026 mid-round draft pick
- **6/5/25** - Signed WR **Ife Adeyi**
- **6/6/25** - Claimed RB **Keilan Robinson** off waivers from Jacksonville ... Waived WR **Ife Adeyi**
- **6/11/25** - Signed LB **Jihaad Campbell** to 4-year contract

JULY

- **7/21/25** - Signed S **Andrew Mukuba** to 4-year contract
- **7/22/25** - Signed DE **Ogbo Okoronkwo** and DT **Jacob Sykes** ... Waived DE **K.J. Henry** and RB **Lew Nichols**
- **7/23/25** - Signed DT **Joe Evans** ... Placed LB **Nakobe Dean** on Active/Physically Unable to Perform ... Waived/injured G **Marcus Tate**
- **7/29/25** - Signed WR **Ife Adeyi** ... Waived/injured WR **Danny Gray**

AUGUST

- **8/3/25** - Signed LS **Christian Johnstone** ... Waived DB **B.J. Mayes**
- **8/5/25** - Acquired CB **Jakorian Bennett** from Las Vegas in exchange for DT **Thomas Booker**
- **8/12/25** - Signed DT **Justin Rogers** ... Released LS **Christian Johnstone**
- **8/18/25** - Acquired WR **John Metchie** and 2026 6th-round draft pick from Houston in exchange for TE **Harrison Bryant** and 2026 5th-round draft pick
- **8/20/25** - Signed LB **Chance Campbell** ... Released WR **Giles Jackson**
- **8/22/25** - Signed DE **Jereme Robinson** ... Placed WR **Johnny Wilson** on Reserve/Injured
- **8/24/25** - Agreed to acquire QB **Sam Howell** and 2026 6th-round pick from Minnesota in exchange for 2026 5th-round pick and 2027 7th-round pick ... Waived/injured S **Lewis Cine** ... Waived QB **Dorian Thompson-Robinson**
- **8/25/25** - Agreed to acquire T **Fred Johnson** from Jacksonville in exchange for a 2026 7th-round pick ... Agreed to acquire 2027 6th-round pick from Green Bay in exchange for T/G **Darian Kinnard**
- **8/26/25** - Released the following players: LS **Charley Hughlett**, OLB **Patrick Johnson**, T **Kendall Lamm**, WR **Terrace Marshall**, CB **Parry Nickerson**, and WR **Avery Williams** ... Waived the following players: WR **Ife Adeyi**, LB **Chance Campbell**, CB **Tariq Castro-Fields** (injured), WR **Elijah Cooks**, LB **Lance Dixon**, DT **Joe Evans**, LB **Dallas Gant**, G **Kenyon Green**, S **Maxen Hook**, TE **E.J. Jenkins**, CB **Brandon Johnson**, RB **Montrell Johnson**, TE **Cameron Latu**, OLB **Ochaun Mathis**, QB **Kyle McCord**, WR **Taylor Morin**, TE **Nick Muse**, T **Hollin Pierce**, RB **ShunDerrick Powell**, OLB **Antwaun Powell-Ryland**, CB **Eli Ricks**, DE **Jereme Robinson**, RB **Keilan Robinson**, DT **Justin Rogers**, S **Andre Sam**, WR **Ainias Smith**, DT **Jacob Sykes**, T **Laekin Vakalahi**, and CB **A.J. Woods** ... Placed LB **Nakobe Dean** on Reserve/Physically Unable to Perform ... Placed T **Myles Hinton** on Reserve/Injured and Designated for Return
- **8/27/25** - Signed LS **Charley Hughlett** ... Claimed G/C **Willie Lampkin** off waivers from L.A. Rams ... Signed the following players to practice squad: LB **Chance Campbell**, WR **Elijah Cooks**, G **Kenyon Green**, TE **E.J. Jenkins**, CB **Brandon Johnson**, OLB **Patrick Johnson**, TE **Cameron Latu**,



WR Terrace Marshall, QB Kyle McCord, CB Parry Nickerson, T Hollin Pierce, OLB Antwaun Powell-Ryland, CB Eli Ricks, and S Andre Sam ...
Waived G/C Trevor Keegan and S Tristin McCollum

- ▶ **8/28/25** - Signed WR Britain Covey, S Marcus Epps and T Luke Felix-Fualalo to practice squad
- ▶ **8/29/25** - Signed RB Audric Estime and CB Ambry Thomas to practice squad ... Placed G/C Willie Lampkin on Reserve/Injured ... Released WR Terrace Marshall and CB Eli Ricks from practice squad
- ▶ **8/31/25** - Signed G Kenyon Green to active roster from practice squad ... Signed WR Terrace Marshall to practice squad

SEPTEMBER

- ▶ **9/3/25** - Signed CB Eli Ricks to practice squad ... Released T Hollin Pierce from practice squad
- ▶ **9/4/25** - Elevated S Marcus Epps and OLB Patrick Johnson from practice squad for Week 1 vs. Dallas
- ▶ **9/5/25** - Signed DE Za'Darius Smith ... Placed FB Ben VanSumeren on Reserve/Injured ... Signed WR Javon Baker to practice squad ... Released OLB Antwaun Powell-Ryland
- ▶ **9/6/25** - Waived G Kenyon Green
- ▶ **9/8/25** - Signed OLB Patrick Johnson to active roster from practice squad ... Signed RB Montrell Johnson and T Hollin Pierce to practice squad ... Released WR Elijah Cooks from practice squad



	OFFENSE											
	QB	RB	WR	WR	WR	TE	TE	LT	LG	C	RG	RT
Dal	Hurts	Barkley	A. Brown	D. Smith	Dotson	Goedert	---	Mailata	Dickerson	Jurgens	Steen	L. Johnson
@KC												
LAR												
@TB												
Den												
@NYG												
@Min												
NYG												
@GB												
Det												
@Dal												
Chi												
@LAC												
LV												
@Was												
@Buf												
Was												

	DEFENSE											
	EDGE	DT	DT	DT	EDGE	LB	LB	CB	CB	NCB	S	S
Dal	Smith	Davis	Ojomo	---	Hunt	Baun	Campbell	Mitchell	Jackson	DeJean	Blankenship	Mukuba
@KC												
LAR												
@TB												
Den												
@NYG												
@Min												
NYG												
@GB												
Det												
@Dal												
Chi												
@LAC												
LV												
@Was												
@Buf												
Was												



PLAYER	Dal	@KC	LAR	@TB	Den	@NYG	@Min	NYG	@GB	Det	@Dal	Chi	@LAC	LV	@Was	@Buf	Was	G/S	IA	DNP
Barkley, Saquon	RB																	1/1	---	---
Baun, Zack	LB																	1/1	---	---
Bennett, Jakorian	P																	1/0	---	---
Blankenship, Reed	S																	1/1	---	---
Brown, A.J.	WR																	1/1	---	---
Brown, Sydney	P																	1/0	---	---
Calcaterra, Grant	P																	1/0	---	---
Campbell, Jihaad	LB																	1/1	---	---
Carter, Jalen	DNP																	0/0	---	1
Cooper, Darius	P																	1/0	---	---
Davis, Jordan	DT																	1/1	---	---
DeJean, Cooper	CB																	1/1	---	---
Dickerson, Landon	LG																	1/1	---	---
Dillon, A.J.	P																	1/0	---	---
Dotson, Jahan	WR																	1/1	---	---
Elliott, Jake	P																	1/0	---	---
Epps, Marcus	P																	1/0	---	---
Goedert, Dallas	TE																	1/1	---	---
Granson, Kylen	P																	1/0	---	---
Green, Kenyon	IA																	0/0	1	---
Hall, Gabe	P																	1/0	---	---
Howell, Sam	DNP																	0/0	---	1
Hughlett, Charley	P																	1/0	---	---
Hunt, Jalyx	OLB																	1/1	---	---
Hurts, Jalen	QB																	1/1	---	---
Jackson, Adoree'	CB																	1/1	---	---
Johnson, Fred	P																	1/0	---	---
Johnson, Lane	RT																	1/1	---	---
Johnson, Patrick	P																	1/0	---	---
Jurgens, Cam	C																	1/1	---	---
Kendall, Drew	IA																	0/0	1	---
Mailata, Jordan	LT																	1/1	---	---
Mann, Braden	P																	1/0	---	---
McKee, Tanner	IA																	0/0	1	---
McWilliams, Mac	P																	1/0	---	---
Metchie, John	P																	1/0	---	---
Mitchell, Quinyon	CB																	1/1	---	---
Mondon, Smael	P																	1/0	---	---
Mukuba, Andrew	S																	1/1	---	---
Ojomo, Moro	DT																	1/1	---	---
Ojulari, Azeez	IA																	0/0	1	---
Okoronkwo, Ogbo	IA																	0/0	1	---
Pryor, Matt	P																	1/0	---	---
Ringo, Kelee	P																	1/0	---	---
Robinson, Ty	IA																	0/0	1	---
Shipley, Will	P																	1/0	---	---
Smith, DeVonta	WR																	1/1	---	---
Smith, Nolan	OLB																	1/1	---	---
Smith, Za'Darius	X																	0/0	---	---
Steen, Tyler	RG																	1/1	---	---
Toth, Brett	P																	1/0	---	---
Trotter Jr., Jeremiah	P																	1/0	---	---
Uche, Joshua	P																	1/0	---	---
VanSumeren, Ben	P																	1/0	---	---
Williams, Cameron	IA																	0/0	1	---
Young, Byron	P																	1/0	---	---





OFFENSE		Dal	@KC	LAR	@TB	Den	@NYG	@Min	NYG	@GB	Det	@Dal	Chi	@LAC	LV	@Was	@Buf	Was	Snap	Pct
TOTAL PLAYS		63																	63	
QB	Jalen Hurts	63																	63	100%
	Sam Howell	DNP																	0	0%
	Tanner McKee	IA																	0	0%
RB	Saquon Barkley	50																	50	79%
	A.J. Dillon	8																	8	13%
	Will Shipley	5																	5	8%
	Ben VanSumeren	0																	0	0%
WR	DeVonta Smith	56																	56	89%
	A.J. Brown	55																	55	87%
	Jahan Dotson	29																	29	46%
	Darius Cooper	2																	2	3%
	John Metchie	1																	1	2%
TE	Dallas Goedert	52																	52	83%
	Grant Calcaterra	37																	37	59%
	Kylen Granson	17																	17	27%
OFFENSIVE LINE	Lane Johnson	63																	63	100%
	Cam Jurgens	63																	63	100%
	Jordan Mailata	63																	63	100%
	Tyler Steen	63																	63	100%
	Landon Dickerson	52																	52	83%
	Brett Toth	11																	11	17%
	Kenyon Green	IA																	0	0%
	Fred Johnson	0																	0	0%
	Drew Kendall	IA																	0	0%
	Matt Pryor	0																	0	0%
	Cameron Williams	IA																	0	0%

DEFENSE		Dal	@KC	LAR	@TB	Den	@NYG	@Min	NYG	@GB	Det	@Dal	Chi	@LAC	LV	@Was	@Buf	Was	Snap	Pct
TOTAL PLAYS		61																	61	
DL	Moro Ojomo	55																	55	90%
	Jordan Davis	53																	53	87%
	Byron Young	22																	22	36%
	Gabe Hall	5																	5	8%
	Jalen Carter	DNP																	0	0%
	Ty Robinson	IA																	0	0%
LB	Zack Baun	61																	61	100%
	Jihaad Campbell	56																	56	92%
	Nolan Smith	52																	52	85%
	Jalyx Hunt	39																	39	64%
	Joshua Uche	19																	19	31%
	Patrick Johnson	12																	12	20%
	Smael Mondon	0																	0	0%
	Azeez Ojulari	IA																	0	0%
	Ogbo Okoronkwo	IA																	0	0%
	Za'Darius Smith	X																	0	0%
	Jeremiah Trotter Jr.	0																	0	0%
DEFENSIVE BACKS	Reed Blankenship	61																	61	100%
	Cooper DeJean	61																	61	100%
	Quinyon Mitchell	61																	61	100%
	Andrew Mukuba	51																	51	84%
	Adoree' Jackson	42																	42	69%
	Sydney Brown	14																	14	23%
	Jakorian Bennett	7																	7	11%
	Marcus Epps	0																	0	0%
	Mac McWilliams	0																	0	0%
	Kelee Ringo	0																	0	0%



SPECIAL TEAMS	Dal	@KC	LAR	@TB	Den	@NYG	@Min	NYG	@GB	Det	@Dal	Chi	@LAC	LV	@Was	@Buf	Was	Snap	Pct
TOTAL PLAYS	22																	22	
Kelee Ringo	18																	18	82%
Patrick Johnson	17																	17	77%
Jeremiah Trotter Jr.	17																	17	77%
Sydney Brown	16																	16	73%
Marcus Epps	13																	13	59%
Kylen Granson	13																	13	59%
Smael Mondon	13																	13	59%
Grant Calcaterra	11																	11	50%
Joshua Uche	10																	10	45%
Jordan Davis	9																	9	41%
Jake Elliott	9																	9	41%
Charley Hughlett	7																	7	32%
Braden Mann	7																	7	32%
Will Shipley	7																	7	32%
Cooper DeJean	6																	6	27%
Jakorian Bennett	5																	5	23%
Darius Cooper	5																	5	23%
John Metchie	5																	5	23%
Moro Ojomo	5																	5	23%
Landon Dickerson	4																	4	18%
A.J. Dillon	4																	4	18%
Gabe Hall	4																	4	18%
Jalyx Hunt	4																	4	18%
Fred Johnson	4																	4	18%
Jordan Mailata	4																	4	18%
Matt Pryor	4																	4	18%
Tyler Steen	4																	4	18%
Brett Toth	4																	4	18%
Byron Young	4																	4	18%
Jahan Dotson	2																	2	9%
Zack Baun	1																	1	5%
Reed Blankenship	1																	1	5%
Jihaad Campbell	1																	1	5%
Adoree' Jackson	1																	1	5%
Mac McWilliams	1																	1	5%
Nolan Smith	1																	1	5%
Ben VanSumeren	1																	1	5%



2025 EAGLES STATISTICS



FRONT OFFICE & COACHING STAFF

PLAYER BIOS

ROSTER BREAKDOWN

2025 EAGLES STATISTICS

RECORD BOOK

NFL STATISTICS

OFF THE FIELD

REGULAR SEASON RESULTS (1-0)				
DATE	OPPONENT	RESULT	SCORE	ATTENDANCE
September 4	Dallas Cowboys	W	24-20	69,879

TEAM STATISTICS		
	EAGLES	OPPONENTS
TOTAL FIRST DOWNS	20	22
RUSHING	14	7
PASSING	6	9
PENALTY	0	6
3RD DOWN: MADE/ATTEMPTS	8/13	7/11
3RD DOWN PERCENTAGE	61.5%	63.6%
4TH DOWN: MADE/ATTEMPTS	0/0	0/1
4TH DOWN PERCENTAGE	0.0%	0.0%
POSSESSION AVERAGE	34:52	25:08
TOTAL NET YARDS	302	307
AVERAGE PER GAME	302	307
TOTAL PLAYS	62	56
AVERAGE PER PLAY	4.9	5.5
NET YARDS RUSHING	158	119
AVERAGE PER GAME	158	119
TOTAL RUSHES	38	22
NET YARDS PASSING	144	188
AVERAGE PER GAME	144	188
SACKED/YARDS LOST	0/0	1/8
GROSS YARDS	152	188
COMPLETIONS/ATTEMPTS	19/23	21/34
COMPLETION PERCENTAGE	82.6%	61.8%
HAD INTERCEPTED	0	0
PUNTS/AVERAGE	3/48.7	2/43.5
NET PUNTING AVERAGE	48.7	43.5
PENALTIES/YARDS	9/110	4/42
FUMBLES/BALL LOST	0/0	1/1
TOUCHDOWNS	3	2
RUSHING	3	2
PASSING	0	0
RETURNS	0	0

PASSING													
PLAYER	ATT	CMP	YDS	PCT	Y/A	TD	TD%	INT	INT%	LG	SACK	LOST	RATE
Jalen Hurts	23	19	152	82.6%	6.6	0	0.0%	0	0.0%	51	1	8	94.2
EAGLES	23	19	152	82.6%	6.6	0	0.0%	0	0.0%	51	1	8	94.2
OPPONENTS	34	21	188	61.8%	5.5	0	0.0%	0	0.0%	32	0	0	76.6

RUSHING					
PLAYER	ATT	YDS	AVG	LG	TD
Jalen Hurts	14	62	4.4	15	2
Saquon Barkley	18	60	3.3	16	1
Will Shipley	3	26	8.7	20	0
A.J. Dillon	3	10	3.3	9	0
EAGLES	38	158	4.2	20	3
OPPONENTS	22	119	5.4	49	2



RECEIVING					
PLAYER	REC	YDS	AVG	LG	TD
Dallas Goedert	7	44	6.3	9	0
Saquon Barkley	4	24	6.0	8	0
Jahan Dotson	3	59	19.7	51	0
DeVonta Smith	3	16	5.3	7	0
A.J. Brown	1	8	8.0	8	0
Kylen Granson	1	1	1.0	1	0
EAGLES	19	152	8.0	51	0
OPPONENTS	21	188	9.0	32	0

FIELD GOALS						
PLAYER	1-19	20-29	30-39	40-49	50+	TOTAL
Jake Elliott	0/0	0/0	0/0	0/0	1/1	1/1
EAGLES	0/0	0/0	0/0	0/0	1/1	1/1
OPPONENTS	0/0	0/0	0/0	1/1	1/1	2/2

PUNTING								
PLAYER	NO	YDS	AVG	NET	TB	IN 20	LG	BLK
Braden Mann	3	146	48.7	48.7	0	2	51	0
EAGLES	3	146	48.7	48.7	0	2	51	0
OPPONENTS	2	87	43.5	43.5	0	1	49	0

KICKOFF RETURNS					
PLAYER	NO	YDS	AVG	LG	TD
John Metchie	1	20	20.0	20	0
Will Shipley	1	12	12.0	12	0
EAGLES	2	32	16.0	20	0
OPPONENTS	5	101	20.2	27	0

PUNT RETURNS						
PLAYER	NO	FC	YDS	AVG	LG	TD
Jahan Dotson	0	2	0	0.0	0	0
EAGLES	0	2	0	0.0	0	0
OPPONENTS	0	1	0	0.0	0	0

SCORING									
PLAYER	TD	RUSH	REC	RET	PAT	FG	2 PT	SAF	PTS
Jalen Hurts	2	2	0	0	0/0	0/0	0	0	12
Saquon Barkley	1	1	0	0	0/0	0/0	0	0	6
Jake Elliott	0	0	0	0	3/3	1/1	0	0	6
EAGLES	3	3	0	0	3/3	1/1	0	0	24
OPPONENTS	2	2	0	0	2/2	2/2	0	0	20

SCORE BY QUARTERS	Q1	Q2	Q3	Q4	OT	TOTAL
EAGLES	7	14	3	0	--	24
OPPONENTS	7	13	0	0	--	20



DEFENSE									
PLAYER	TOTAL	SOLO	ASST	TFL	SACKS	INT	PD	FF	FR
Zack Baun	9	6	3	1	0.0	0	1	0	0
Adoree' Jackson	7	5	2	0	0.0	0	1	0	0
Jordan Davis	6	3	3	1	0.0	0	1	0	0
Cooper DeJean	5	3	2	0	0.0	0	1	0	0
Quinyon Mitchell	4	3	1	0	0.0	0	1	0	1
Andrew Mukuba	4	3	1	0	0.0	0	0	0	0
Nolan Smith	4	1	3	0	0.0	0	0	0	0
Reed Blankenship	3	3	0	0	0.0	0	0	0	0
Jakorian Bennett	3	3	0	0	0.0	0	0	0	0
Jalyx Hunt	3	1	2	1	0.0	0	0	0	0
Jihaad Campbell	3	0	3	0	0.0	0	1	1	0
Moro Ojomo	1	0	1	0	0.0	0	0	0	0
Byron Young	1	0	1	0	0.0	0	0	0	0
TOTALS	53	31	22	3	0.0	0	6	1	1

INTERCEPTIONS					
PLAYER	NO	YDS	AVG	LG	TD
---	0	0	---	0	0
EAGLES	0	0	---	0	0
OPPONENTS	0	0	---	0	0

DEFENSIVE LEADERS	
SACKS	
---	--
TACKLES FOR LOSS	
Zack Baun	1
Jordan Davis	1
Jalyx Hunt	1
PASSES DEFENSED	
Zack Baun	1
Jihaad Campbell	1
Jordan Davis	1
Cooper DeJean	1
Adoree' Jackson	1
Quinyon Mitchell	1

SPECIAL TEAMS TACKLES	
PLAYER	NO
Sydney Brown	2
Jeremiah Trotter Jr.	2
Kylen Granson	1
John Metchie	1
Joshua Uche	1
TOTALS	7



WEEKLY NFL RANKINGS						
	OFFENSE			DEFENSE		
WEEK	Rush	Pass	Total	Rush	Pass	Total
Week 1	5	25	17	21t	13t	15

RED ZONE DRIVES											
	TOTAL	TD	FG	MFG	DOWN	FUM	INT	CLOCK	PTS	TD%	SCORE%
EAGLES	3	3	0	0	0	0	0	0	18	100.0%	100.0%
OPPONENTS	3	2	0	0	0	1	0	0	12	66.7%	66.7%

GOAL-TO-GO DRIVES											
	TOTAL	TD	FG	MFG	DOWN	FUM	INT	CLOCK	PTS	TD%	SCORE%
EAGLES	3	3	0	0	0	0	0	0	18	100.0%	100.0%
OPPONENTS	2	2	0	0	0	0	0	0	12	100.0%	100.0%

LONGEST DRIVES		
	EAGLES	OPPONENTS
MOST PLAYS	12 vs Dal (9/4/25)	10 vs Dal (9/4/25)
	12-65 (8:10), TD	10-31 (4:12), FG
MOST YARDS	81 vs Dal (9/4/25)	64 vs Dal (9/4/25)
	8-81 (1:43), TD	9-64 (5:59), TD
MOST TIME	8:10 vs Dal (9/4/25)	5:59 vs Dal (9/4/25)
	12-65 (8:10), TD	9-64 (5:59), TD

LONGEST TOUCHDOWN DRIVES		
	EAGLES	OPPONENTS
MOST PLAYS	12 vs Dal (9/4/25)	9 vs Dal (9/4/25)
	12-65 (8:10), TD	9-64 (5:59), TD
MOST YARDS	81 vs Dal (9/4/25)	64 vs Dal (9/4/25)
	8-81 (1:43), TD	9-64 (5:59), TD
MOST TIME	8:10 vs Dal (9/4/25)	5:59 vs Dal (9/4/25)
	12-65 (8:10), TD	9-64 (5:59), TD

REPLAY CHALLENGES – EAGLES (0 CHALLENGES, 0 OVERTURNED), OPPONENTS (0 CHALLENGES, 0 OVERTURNED)



Game-by-Game Offense																				
Game		Score				1st Down				3rd Down		4th Down		Net Yards			To Pen Pen Yds Top			
		Pts	Opp Pts	Diff	OT	Total	Rush	Pass	Pen	Conv	Att	Conv	Att	Total	Pass	Rush				
Sep 4	Dal	24	20	4	---	20	14	6	0	8	13	0	0	302	144	158	0	9	110	34:52
Sep 14	at KC																			
Sep 21	LAR																			
Sep 28	at TB																			
Oct 5	Den																			
Oct 9	at NYG																			
Oct 19	at Min																			
Oct 26	NYG																			
Nov 10	at GB																			
Nov 16	Det																			
Nov 23	at Dal																			
Nov 28	Chi																			
Dec 8	at LAC																			
Dec 14	LV																			
Dec 20	at Was																			
Dec 28	Buf																			
TBD	Was																			
TOTALS		24	20	4	---	20	14	6	0	8	13	0	0	302	144	158	0	9	110	34:52

GAME-BY-GAME DEFENSE																				
GAME		SCORE				1ST DOWN				3RD DOWN		4TH DOWN		NET YARDS			TO PEN PEN YDS TOP			
		PTS	OPP PTS	DIFF	OT	TOTAL	RUSH	PASS	PEN	CONV	ATT	CONV	ATT	TOTAL	PASS	RUSH				
Sep 4	Dal	20	24	-4	---	22	7	9	6	7	11	0	0	307	188	119	1	4	42	25:08
Sep 14	at KC																			
Sep 21	LAR																			
Sep 28	at TB																			
Oct 5	Den																			
Oct 9	at NYG																			
Oct 19	at Min																			
Oct 26	NYG																			
Nov 10	at GB																			
Nov 16	Det																			
Nov 23	at Dal																			
Nov 28	Chi																			
Dec 8	at LAC																			
Dec 14	LV																			
Dec 20	at Was																			
Dec 28	Buf																			
TBD	Was																			
TOTALS		20	24	-4	---	22	7	9	6	7	11	0	0	307	188	119	1	4	42	25:08



EAGLES GAME-BY-GAME LEADERS								
GAME		PASS YARDS	RUSH YARDS	RECEPTIONS	REC YARDS	TOUCHDOWNS	TACKLES	SACKS
Sep 4	Dal	J. Hurts - 152	J. Hurts - 62	D. Goedert - 7	J. Dotson - 59	J. Hurts - 2	Z. Baun - 9	---
Sep 14	at KC							
Sep 21	LAR							
Sep 28	at TB							
Oct 5	Den							
Oct 9	at NYG							
Oct 19	at Min							
Oct 26	NYG							
Nov 10	at GB							
Nov 16	Det							
Nov 23	at Dal							
Nov 28	Chi							
Dec 8	at LAC							
Dec 14	LV							
Dec 20	at Was							
Dec 28	Buf							
TBD	Was							

OPPONENT GAME-BY-GAME LEADERS								
GAME		PASS YARDS	RUSH YARDS	RECEPTIONS	REC YARDS	TOUCHDOWNS	TACKLES	SACKS
Sep 4	Dal	D. Prescott - 188	J. Williams - 54	C. Lamb - 7	C. Lamb - 110	J. Williams - 2	Two Players - 9	M. Kneeland - 1.0
Sep 14	at KC							
Sep 21	LAR							
Sep 28	at TB							
Oct 5	Den							
Oct 9	at NYG							
Oct 19	at Min							
Oct 26	NYG							
Nov 10	at GB							
Nov 16	Det							
Nov 23	at Dal							
Nov 28	Chi							
Dec 8	at LAC							
Dec 14	LV							
Dec 20	at Was							
Dec 28	Buf							
TBD	Was							



EAGLES DRIVE EFFICIENCY															
				DRIVES ENDED BY...											
GAME		QUARTERBACK	DRIVES	TD	FG	MFG	PUNT	DOWN	INT	FUM	SAF	CLOCK	PTS	PTS/DR	DR %
Sep 4	Dal	Jalen Hurts	8	3	1	0	3	0	0	0	0	1	24	3.0	50.0%
Sep 14	at KC														
Sep 21	LAR														
Sep 28	at TB														
Oct 5	Den														
Oct 9	at NYG														
Oct 19	at Min														
Oct 26	NYG														
Nov 10	at GB														
Nov 16	Det														
Nov 23	at Dal														
Nov 28	Chi														
Dec 8	at LAC														
Dec 14	LV														
Dec 20	at Was														
Dec 28	Buf														
TBD	Was														
		TOTAL	8	3	1	0	3	0	0	0	0	1	24	3.0	50.0%

OPPONENT DRIVE EFFICIENCY															
				DRIVES ENDED BY...											
GAME		QUARTERBACK	DRIVES	TD	FG	MFG	PUNT	DOWN	INT	FUM	SAF	CLOCK	PTS	PTS/DR	DR %
Sep 4	Dal	Dak Prescott	8	2	2	0	2	1	0	1	0	0	20	2.5	50.0%
Sep 14	at KC														
Sep 21	LAR														
Sep 28	at TB														
Oct 5	Den														
Oct 9	at NYG														
Oct 19	at Min														
Oct 26	NYG														
Nov 10	at GB														
Nov 16	Det														
Nov 23	at Dal														
Nov 28	Chi														
Dec 8	at LAC														
Dec 14	LV														
Dec 20	at Was														
Dec 28	Buf														
TBD	Was														
		TOTAL	8	2	2	0	2	1	0	1	0	0	20	2.5	50.0%



EAGLES THIRD DOWNS												
GAME		1	2	3	4	5	6	7	8	9	10+	TOTAL
Sep 4	Dal	2-2	1-1	2-2	1-1	1-1	1-1	0-1	0-0	0-0	0-4	8-13
Sep 14	at KC											
Sep 21	LAR											
Sep 28	at TB											
Oct 5	Den											
Oct 9	at NYG											
Oct 19	at Min											
Oct 26	NYG											
Nov 10	at GB											
Nov 16	Det											
Nov 23	at Dal											
Nov 28	Chi											
Dec 8	at LAC											
Dec 14	LV											
Dec 20	at Was											
Dec 28	Buf											
TBD	Was											
TOTALS		2-2	1-1	2-2	1-1	1-1	1-1	0-1	0-0	0-0	0-4	8-13
		100.0%	100.0%	100.0%	100.0%	100.0%	100.0%	0.0%	0.0%	0.0%	0.0%	61.5%

OPPONENT THIRD DOWNS												
GAME		1	2	3	4	5	6	7	8	9	10+	TOTAL
Sep 4	Dal	3-3	2-2	0-0	0-0	2-2	0-0	0-0	0-0	0-0	0-4	7-11
Sep 14	at KC											
Sep 21	LAR											
Sep 28	at TB											
Oct 5	Den											
Oct 9	at NYG											
Oct 19	at Min											
Oct 26	NYG											
Nov 10	at GB											
Nov 16	Det											
Nov 23	at Dal											
Nov 28	Chi											
Dec 8	at LAC											
Dec 14	LV											
Dec 20	at Was											
Dec 28	Buf											
TBD	Was											
TOTALS		3-3	2-2	0-0	0-0	2-2	0-0	0-0	0-0	0-0	0-4	7-11
		100.0%	100.0%	0.0%	0.0%	100.0%	0.0%	0.0%	0.0%	0.0%	0.0%	63.6%



TAKEAWAYS							
GAME		TURNOVER	STARTING LOS	POINT OF TURNOVER	RESULTING LOS	QUARTER	RESULT (POINTS)
Sep 4	Dal	*Q. Mitchell FR (M. Sanders)	PHI 11	PHI 10	PHI 16	3	Punt (0)
TOTALS: 1 takeaway resulting in 0 points							
L.O.S. Line of scrimmage * Red zone play + Touchdown return (ST) Special teams play (TB) Touchback (OFF) Offensive recovery							

GIVEAWAYS							
GAME		TURNOVER	STARTING LOS	POINT OF TURNOVER	RESULTING LOS	QUARTER	RESULT (POINTS)
TOTALS: 0 giveaways resulting in 0 points							
L.O.S. Line of scrimmage * Red zone play + Touchdown return (ST) Special teams play (TB) Touchback (OFF) Offensive recovery							

EAGLES 20+ YARD PLAYS					
PASSING (20+ YARDS)			RUSHING (20+ YARDS)		
51	Jalen Hurts to Jahan Dotson (9/4/25 vs Dal)		20	Will Shipley (9/4/25 vs Dal)	

OPPONENT 20+ YARD PLAYS					
PASSING (20+ YARDS)			RUSHING (20+ YARDS)		
32	Dak Prescott to CeeDee Lamb (9/4/25 vs Dal)		49	Miles Sanders (9/4/25 vs Dal)	
26	Dak Prescott to CeeDee Lamb (9/4/25 vs Dal)				
20	Dak Prescott to Jake Ferguson (9/4/25 vs Dal)				



RECORD BOOK



FRONT OFFICE & COACHING STAFF

PLAYER BIOS

ROSTER BREAKDOWN

2025 EAGLES STATISTICS

RECORD BOOK

NFL STATISTICS

OFF THE FIELD



SEASONS PLAYED

Rk	Player	Seasons
1.	Brandon Graham (DE) (2010-24)	15
2.	Chuck Bednarik (C/LB) (1949-62)	14
3t.	Lane Johnson (2013-)	13
	Jason Kelce (C) (2011-23)	13
	Brian Dawkins (S) (1996-2008)	13
	Harold Carmichael (WR) (1971-83)	13
	Frank "Bucko" Kilroy (OL/DL) (1943-55)	13
	Vic Sears (DT) (1941-53)	13
9t.	Fletcher Cox (DT) (2012-23)	12
	Jason Peters (T) (2009-20)	12
	David Akers (K) (1999-2010)	12
	Jerry Sisemore (T) (1973-84)	12
	Bobby Walston (WR/K) (1951-62)	12

GAMES PLAYED

Rk	Player	Games
1.	Brandon Graham (DE) (2010-24)	206
2.	Jason Kelce (C) (2011-23)	193
3t.	Fletcher Cox (DT) (2012-23)	188
	David Akers (K) (1999-2010)	188
5.	Brian Dawkins (S) (1996-2008)	183
6.	Harold Carmichael (WR) (1971-83)	180
7.	Brent Celek (TE) (2007-17)	175
8.	Chuck Bednarik (C/LB) (1949-62)	169
9.	Tra Thomas (T) (1998-2008)	166
10.	Jon Dorenbos (LS) (2006-16)	162
11t.	Lane Johnson (T) (2013-)	159
	Randy Logan (S) (1973-83)	159
13.	Guy Morriss (C) (1973-83)	158
14.	Jerry Sisemore (T) (1973-84)	156
15.	Trent Cole (DE/LB) (2005-14)	155
16t.	Jason Peters (T) (2009-20)	148
	Donovan McNabb (QB) (1999-2009)	148
	Ken Clarke (DT) (1978-87)	148
	Bobby Walston (WR/K) (1951-62)	148
20.	Jon Runyan (T) (2000-08)	144

GAMES PLAYED BY POSITION

QUARTERBACK

Rk	Player	Games
1.	Donovan McNabb (1999-2009)	148
2.	Ron Jaworski (1977-86)	142
3.	Randall Cunningham (1985-95)	122
4.	Norm Snead (1964-70)	85
5.	Sonny Jurgensen (1957-63)	83

RUNNING BACK

Rk	Player	Games
1.	Tom Woodeshick (1963-71)	111
2.	Brian Westbrook (2002-09)	107
3.	Keith Byars (1986-92)	105
4.	Wilbert Montgomery (1977-84)	100
5.	Duce Staley (1997-2003)	98

WIDE RECEIVER/TIGHT END

Rk	Player	Games
1.	Harold Carmichael (1971-83)	180
2.	Brent Celek (2007-17)	175
3.	Bobby Walston (1951-62)	148
4.	Pete Retzlaff (1956-66)	132
5.	Zach Ertz (2013-21)	122

OFFENSIVE LINE

Rk	Player	Games
1.	Jason Kelce (2011-23)	193
2.	Chuck Bednarik (1949-62)	169
3.	Tra Thomas (1998-2008)	166
4.	Lane Johnson (2013-)	159
5.	Guy Morriss (1973-83)	158

DEFENSIVE LINE

Rk	Player	Games
1.	Brandon Graham (2010-24)	206
2.	Fletcher Cox (2012-23)	188
3.	Trent Cole (2005-14)	155
4.	Ken Clarke (1978-87)	148
5.	Vic Sears (1941-53)	131

LINEBACKER

Rk	Player	Games
1.	Chuck Bednarik (1949-62)	169
2.	William Thomas (1991-99)	140
3.	John Bunting (1972-82)	132
4.	Frank LeMaster (1974-82)	129
5.	Seth Joyner (1986-93)	120

DEFENSIVE BACK


Rk	Player	Games
1.	Brian Dawkins (1996-2008)	183
2.	Randy Logan (1973-83)	159
3t.	Andre Waters (1984-93)	137
	Wes Hopkins (1983-93)	137
5.	Herman Edwards (1977-85)	135

KICKER

Rk	Player	Games
1.	David Akers (1999-2010)	188
2.	Bobby Walston (1951-62)	148
3.	Jake Elliott (2017-)	131
4.	Sam Baker (1964-69)	82
5.	Tony Franklin (1979-83)	73

PUNTER

Rk	Player	Games
1.	Donnie Jones (2013-17)	80
2.	Max Runager (1979-83, '89)	72
3.	Sean Landeta (1999-2002, '05)	65
4t.	Sav Rocca (2007-10)	64
	Tom Hutton (1995-98)	64
	Jeff Feagles (1990-93)	64





POINTS									
Rk	Player	G	TD	XPM	XPA	FGM	FGA	2PT	Pts
1.	David Akers (1999-2010)	188	0	441	447	294	357	0	1,323
2.	Jake Elliott (2017-)	131	0	321	334	197	232	0	912
3.	Bobby Walston (WR/K) (1951-62)	148	46	365	383	80	157	0	881
4.	Sam Baker (1964-69)	82	0	205	213	90	153	0	475
5.	Harold Carmichael (WR) (1971-83)	180	79	0	0	0	0	0	474
6.	Steve Van Buren (B) (1944-51)	83	77	2	2	0	0	0	464
7.	Tony Franklin (1979-83)	73	0	172	182	80	128	0	412
8.	Brian Westbrook (RB) (2002-09)	107	68	0	0	0	0	1	410
9.	Tommy McDonald (FL) (1957-63)	88	67	0	0	0	0	0	402
10.	Paul McFadden (1984-87)	60	0	117	119	91	124	0	390
11.	Roger Ruzek (1989-93)	58	0	139	151	81	108	0	382
12.	Pete Pihos (E) (1947-55)	107	63	0	0	0	0	0	378
13.	Timmy Brown (B) (1960-67)	96	62	0	0	0	0	0	372
14.	Mike Quick (WR) (1982-90)	101	61	0	0	0	0	0	366
15.	Wilbert Montgomery (RB) (1977-84)	100	58	0	0	0	0	0	348
16.	Alex Henery (2011-13)	48	0	116	117	74	86	0	338
17.	LeSean McCoy (RB) (2009-14)	90	54	0	0	0	0	1	326
18t.	Tom Dempsey (1971-74)	47	0	84	90	66	108	0	282
	Pete Retzlaff (E) (1956-66)	132	47	0	0	0	0	0	282
20.	DeSean Jackson (WR) (2008-13, '19-20)	95	42	0	0	0	0	0	252

TOUCHDOWNS

Rk	Player	TD
1.	Harold Carmichael (WR) (1971-83).....	79
2.	Steve Van Buren (B) (1944-51).....	77
3.	Brian Westbrook (RB) (2002-09).....	68
4.	Tommy McDonald (FL) (1957-63).....	67
5.	Pete Pihos (E) (1947-55).....	63
6.	Timmy Brown (B) (1960-67).....	62
7.	Mike Quick (WR) (1982-90).....	61
8.	Wilbert Montgomery (RB) (1977-84).....	58
9.	LeSean McCoy (RB) (2009-14).....	54
10.	Pete Retzlaff (E) (1956-66).....	47



DAVID AKERS

FIELD GOALS MADE

Rk	Player	FGM
1.	David Akers (1999-2010).....	294
2.	Jake Elliott (2017-)	197
3.	Paul McFadden (1984-87).....	91
4.	Sam Baker (1964-69).....	90
5.	Roger Ruzek (1989-93).....	81
6t.	Tony Franklin (1979-83).....	80
	Bobby Walston (WR/K) (1951-62).....	80
8.	Alex Henery (2011-13).....	74
9.	Tom Dempsey (1971-74).....	66
10.	Caleb Sturgis (2015-17).....	56

FIELD GOAL ATTEMPTS

Rk	Player	FGA
1.	David Akers (1999-2010).....	357
2.	Jake Elliott (2017-)	232
3.	Bobby Walston (WR/K) (1951-62).....	157
4.	Sam Baker (1964-69).....	153
5.	Tony Franklin (1979-83).....	128
6.	Paul McFadden (1984-87).....	124
7t.	Roger Ruzek (1989-93).....	108
	Tom Dempsey (1971-74).....	108
9.	Alex Henery (2011-13).....	86
10.	Caleb Sturgis (2015-17).....	66

FIELD GOAL PERCENTAGE

Rk	Player	FG%
1.	Jake Elliott (2017-)	84.9
2.	David Akers (1999-2010).....	82.4
3.	Roger Ruzek (1989-93).....	75.0
4.	Paul McFadden (1984-87).....	73.4
5.	Tony Franklin (1979-83).....	62.5

PATs MADE

Rk	Player	XPM
1.	David Akers (1999-2010).....	441
2.	Bobby Walston (WR/K) (1951-62).....	365
3.	Jake Elliott (2017-)	321
4.	Sam Baker (1964-69).....	205
5.	Tony Franklin (1979-83).....	172
6.	Cliff Patton (1946-50).....	160
7.	Roger Ruzek (1989-93).....	139
8.	Paul McFadden (1984-87).....	117
9.	Alex Henery (2011-13).....	116
10.	Roy Zimmerman (1943-46).....	89

PAT ATTEMPTS

Rk	Player	XPA
1.	David Akers (1999-2010).....	447
2.	Bobby Walston (WR/K) (1951-62).....	383
3.	Jake Elliott (2017-)	334
4.	Sam Baker (1964-69).....	213
5.	Tony Franklin (1979-83).....	182
6.	Cliff Patton (1946-50).....	166
7.	Roger Ruzek (1989-93).....	151
8.	Paul McFadden (1984-87).....	119
9.	Alex Henery (2011-13).....	117
10.	Roy Zimmerman (1943-46).....	98

ALL-TIME SCORING

TDs by rushing.....	1,178
TDs by reception.....	1,777
TDs by INT return.....	108
TDs by kickoff return.....	29
TDs by punt return.....	33
TDs by fumble return.....	88
TDs by blocked punt.....	11
FGs made.....	1,479

POINTS								
Rk	Player	TD	XPM	XPA	FGM	FGA	2PT	Pts
1.	Cody Parkey (2014)	0	54	54	<u>32</u>	36	0	<u>150</u>
2.	David Akers (2008)	0	45	45	33	40	0	<u>144</u>
3.	David Akers (2010)	0	<u>47</u>	<u>47</u>	32	38	0	143
4.	David Akers (2009)	0	43	45	32	37	0	<u>139</u>
5t.	Jake Elliott (2023)	0	45	46	30	32	0	135
	Caleb Sturgis (2016)	0	30	31	35	41	0	135
7.	Jake Elliott (2021)	0	44	44	30	33	0	134
8.	David Akers (2002)	0	43	43	30	34	0	133
9.	Jake Elliott (2024)	0	47	48	28	36	0	131
10.	David Akers (2004)	0	41	42	<u>27</u>	<u>32</u>	0	<u>122</u>
							Led NFL	Led Conference

TOUCHDOWNS		
Rk	Player	TD
1.	LeSean McCoy (2011)	20
2.	Steve Van Buren (1945)	18
3.	Jalen Hurts (2023)	15
4t.	Jalen Hurts (2024)	14
	Brian Westbrook (2008)	14
	Terrell Owens (2004)	14
	Wilbert Montgomery (1979)	14
	Steve Van Buren (1947)	14

CONSECUTIVE GAMES WITH TD		
Rk	Player	Games
1.	LeSean McCoy (2011)	9
2.	Steve Van Buren (1947)	8
3t.	5x, last: Ricky Watters (1995)	6



FIELD GOALS MADE		
Rk	Player	FGM
1.	Caleb Sturgis (2016)	35
2.	David Akers (2008)	33
3t.	Cody Parkey (2014)	32
	David Akers (2010)	32
	David Akers (2009)	32

FIELD GOAL ATTEMPTS		
Rk	Player	FGA
1.	Caleb Sturgis (2016)	41
2t.	David Akers (2008)	40
	Tom Dempsey (1973)	40
4.	David Akers (2010)	38
5t.	David Akers (2009)	37
	Paul McFadden (1984)	37

FIELD GOAL PERCENTAGE		
Rk	Player	FG%
1.	Jake Elliott (2023)	93.8
2.	Jake Elliott (2021)	90.9
3t.	Cody Parkey (2014)	88.9
	Alex Henery (2011)	88.9
5.	David Akers (2002)	88.2

CONSECUTIVE FIELD GOALS MADE		
Rk	Player	FGM
1.	Alex Henery (2012)	22
2.	Jake Elliott (2018-19)	20
3t.	Jake Elliott (2023-24)	18
	Caleb Sturgis (2016)	18
5t.	Jake Elliott (2021)	17
	Cody Parkey (2014)	17
	Alex Henery (2011-12)	17
	David Akers (2009)	17
	David Akers (2001)	17
10t.	David Akers (2008)	15
	David Akers (2004)	15

PATs MADE		
Rk	Player	XPM
1.	Cody Parkey (2014)	54
2.	Jake Elliott (2022)	51
3.	Cliff Patton (1948)	50
4t.	David Akers (2006)	48
	Tony Franklin (1980)	48

PAT ATTEMPTS		
Rk	Player	XPA
1.	Cody Parkey (2014)	54
2.	Jake Elliott (2022)	53
3.	Cliff Patton (1948)	50
4t.	Jake Elliott (2024)	48
	David Akers (2006)	48
	Roger Ruzek (1990)	48
	Tony Franklin (1980)	48
	Bobby Walston (1953)	48

CONSECUTIVE PATs MADE		
Rk	Player	XPM
1.	David Akers (2004-09)	173
2.	David Akers (2001-04)	153
3.	Cliff Patton (1947-49)	84





POINTS

Rk	Player	Pts
1.	Bobby Walston (WR/K) (10/17/54 at Washington).....	25
2t.	Brian Westbrook (RB) (11/27/08 vs. Cardinals).....	24
	Irving Fryar (WR) (10/20/96 vs. Dolphins)	24
	Wilbert Montgomery (RB) (10/7/79 vs. Washington)	24
	Wilbert Montgomery (RB) (9/10/78 at Washington).....	24
	Ben Hawkins (FL) (9/28/69 vs. Steelers)	24
	Tommy McDonald (FL) (10/4/59 vs. Giants)	24
	Clarence Peaks (B) (11/16/58 vs. Cardinals).....	24

TOUCHDOWNS

Rk	Player	TD
1t.	Brian Westbrook (RB) (11/27/08 vs. Cardinals).....	4
	Irving Fryar (WR) (10/20/96 vs. Dolphins)	4
	Wilbert Montgomery (RB) (10/7/79 vs. Washington)	4
	Wilbert Montgomery (RB) (9/10/78 at Washington).....	4
	Ben Hawkins (FL) (9/28/69 vs. Steelers)	4
	Tommy McDonald (FL) (10/4/59 vs. Giants)	4
	Clarence Peaks (B) (11/16/58 vs. Cardinals).....	4

FIELD GOALS MADE


Rk	Player	FGM
1.	Tom Dempsey (11/12/72 at Oilers)	6
2t.	Jake Elliott (1/8/23 vs. Giants).....	5
	Cody Parkey (11/23/14 vs. Titans).....	5
	Alex Henery (10/6/13 at Giants)	5
	David Akers (11/18/01 at Cowboys).....	5
	Gary Anderson (12/22/96 vs. Cardinals)	5
	Gary Anderson (10/1/95 at Saints).....	5

FIELD GOAL ATTEMPTS

Rk	Player	FGA
1t.	Tom Dempsey (11/12/72 at Oilers)	7
	Sam Baker (12/5/65 vs. Cowboys).....	7
3t.	Cody Parkey (11/23/14 vs. Titans).....	6
	David Akers (10/3/04 at Bears)	6
	Tom Dempsey (10/7/73 at Bills).....	6

LONGEST FIELD GOALS

Rk	Player	Yds
1t.	Jake Elliott (9/14/23 vs. Vikings).....	61
	Jake Elliott (9/24/17 vs. Giants)	61
3t.	Jake Elliott (11/26/23 vs. Bills)	59
	Tony Franklin (11/12/79 at Cowboys).....	59
5t.	Jake Elliott (9/4/25 vs. Cowboys).....	58
	Jake Elliott (10/10/21 at Panthers).....	58
7.	David Akers (9/14/03 vs. Patriots)	57
8t.	Jake Elliott (9/10/23 at Patriots).....	56
	Jake Elliott (1/1/23 vs. Saints)	56
	Jake Elliott (11/11/18 vs. Cowboys).....	56



BOBBY WALSTON



PASSING YARDS

Rk	Player	G	Att	Cmp	Pct	Yds	Y/A	TD	INT	Lg	Rate
1.	Donovan McNabb (1999-2009)	148	4,746	2,801	59.0	32,873	6.9	216	100	91t	86.5
2.	Ron Jaworski (1977-86)	142	3,918	2,088	53.3	26,963	6.9	175	151	99t	74.0
3.	Randall Cunningham (1985-95)	122	3,362	1,874	55.7	22,877	6.8	150	105	95t	78.7
4.	Carson Wentz (2016-20)	68	2,492	1,562	62.7	16,811	6.7	113	50	73t	89.2
5.	Norm Snead (1964-70)	85	2,236	1,154	51.6	15,672	7.0	111	124	87t	67.7
6.	Jalen Hurts (2020-)	78	1,962	1,267	64.6	14,819	7.6	85	39	91	93.5
7.	Tommy Thompson (1941-50)	88	1,396	723	51.8	10,240	7.3	90	100	75t	67.4
8.	Michael Vick (2009-13)	54	1,300	773	59.5	9,984	7.7	57	33	91t	87.7
9.	Sonny Jurgensen (1957-63)	83	1,107	602	54.4	9,639	8.7	76	73	84	79.1
10.	Nick Foles (2012-14, '17-18)	40	1,189	748	62.9	8,703	7.3	58	23	83t	93.2
11.	Bobby Thomason (1952-57)	68	1,113	556	50.0	8,124	7.3	57	80	67t	61.2
12.	Norm Van Brocklin (1958-60)	36	998	542	54.3	7,497	7.5	55	51	91t	75.7
13.	Roman Gabriel (1973-77)	53	1,185	661	55.8	7,221	6.1	47	37	80t	74.2
14.	Adrian Burk (1951-56)	70	960	457	47.6	6,203	6.5	55	77	84t	54.4
15.	Rodney Peete (1995-98)	30	756	434	57.4	4,945	6.5	17	27	62	69.8
16.	Ty Detmer (1996-97)	21	645	372	57.7	4,478	6.9	22	19	57	78.2
17.	King Hill (1961-68)	71	635	325	51.2	4,308	6.8	29	51	92t	54.8
18.	Sam Bradford (2015)	14	532	346	65.0	3,725	7.0	19	14	78t	86.4
19.	Roy Zimmerman (1943-46)	41	435	190	43.7	3,219	7.4	30	43	75t	52.7
20.	Mark Sanchez (2014-15)	13	400	257	64.3	3,034	7.6	18	15	72	86.6

ATTEMPTS

Rk	Player	Att
1.	Donovan McNabb (1999-2009)	4,746
2.	Ron Jaworski (1977-86)	3,918
3.	Randall Cunningham (1985-95)	3,362
4.	Carson Wentz (2016-20)	2,492
5.	Norm Snead (1964-70)	2,236
6.	Jalen Hurts (2020-)	1,962
7.	Tommy Thompson (1941-50)	1,396
8.	Michael Vick (2009-13)	1,300
9.	Nick Foles (2012-14, '17-18)	1,189
10.	Roman Gabriel (1973-77)	1,185

COMPLETIONS

Rk	Player	Cmp
1.	Donovan McNabb (1999-2009)	2,801
2.	Ron Jaworski (1977-86)	2,088
3.	Randall Cunningham (1985-95)	1,874
4.	Carson Wentz (2016-20)	1,562
5.	Jalen Hurts (2020-)	1,267
6.	Norm Snead (1964-70)	1,154
7.	Michael Vick (2009-13)	773
8.	Nick Foles (2012-14, '17-18)	748
9.	Tommy Thompson (1941-50)	723
10.	Roman Gabriel (1973-77)	661

COMPLETION %

Rk	Player	Pct
1.	Sam Bradford (2015)	65.0
2.	Jalen Hurts (2020-)	64.6
3.	Nick Foles (2012-14, '17-18)	62.9
4.	Carson Wentz (2016-20)	62.7
5.	Michael Vick (2009-13)	59.5
6.	Donovan McNabb (1999-2009)	59.0
7.	Ty Detmer (1996-97)	57.7
8.	Rodney Peete (1995-98)	57.4
9.	Roman Gabriel (1973-77)	55.8
10.	Randall Cunningham (1985-95)	55.7

YARDS/ATTEMPT

Rk	Player	Y/A
1.	Sonny Jurgensen (1957-63)	8.7
2.	Michael Vick (2009-13)	7.7
3.	Jalen Hurts (2020-)	7.6
4.	Norm Van Brocklin (1958-60)	7.5
5t.	Nick Foles (2012-14, '17-18)	7.3
	Bobby Thomason (1952-57)	7.3
	Tommy Thompson (1941-50)	7.3
8t.	Sam Bradford (2015)	7.0
	Norm Snead (1964-70)	7.0
10t.	Donovan McNabb (1999-2009)	6.9
	Ty Detmer (1996-97)	6.9

TOUCHDOWNS

Rk	Player	TD
1.	Donovan McNabb (1999-2009)	216
2.	Ron Jaworski (1977-86)	175
3.	Randall Cunningham (1985-95)	150
4.	Carson Wentz (2016-20)	113
5.	Norm Snead (1964-70)	111
6.	Tommy Thompson (1941-50)	90
7.	Jalen Hurts (2020-)	85
8.	Sonny Jurgensen (1957-63)	76
9.	Nick Foles (2012-14, '17-18)	58
10t.	Michael Vick (2009-13)	57
	Bobby Thomason (1952-57)	57

TOUCHDOWN %

Rk	Player	TD%
1.	Sonny Jurgensen (1957-63)	6.9
2.	Tommy Thompson (1941-50)	6.4
3.	Adrian Burk (1951-56)	5.7
4.	Norm Van Brocklin (1958-60)	5.5
5.	Bobby Thomason (1952-57)	5.1
6.	Norm Snead (1964-70)	5.0
7.	Nick Foles (2012-14, '17-18)	4.9
8t.	Donovan McNabb (1999-2009)	4.6
	King Hill (1961-68)	4.6
10.	Carson Wentz (2016-20)	4.5

INTERCEPTIONS

Rk	Player	INT
1.	Ron Jaworski (1977-86)	151
2.	Norm Snead (1964-70)	124
3.	Randall Cunningham (1985-95)	105
4t.	Donovan McNabb (1999-2009)	100
	Tommy Thompson (1941-50)	100
6.	Bobby Thomason (1952-57)	80
7.	Adrian Burk (1951-56)	77
8.	Sonny Jurgensen (1957-63)	73
9t.	King Hill (1961-68)	51
	Norm Van Brocklin (1958-60)	51

INTERCEPTION %

Rk	Player	INT%
1.	Nick Foles (2012-14, '17-18)	1.9
2t.	Jalen Hurts (2020-)	2.0
	Carson Wentz (2016-20)	2.0
4.	Donovan McNabb (1999-2009)	2.1
5.	Michael Vick (2009-13)	2.5
6.	Sam Bradford (2015)	2.6
7.	Ty Detmer (1996-97)	3.0
8t.	Roman Gabriel (1973-77)	3.1
	Randall Cunningham (1985-95)	3.1
10.	Rodney Peete (1995-98)	3.6

PASSER RATING

Rk	Player	Rate
1.	Jalen Hurts (2020-)	93.5
2.	Nick Foles (2012-14, '17-18)	93.2
3.	Carson Wentz (2016-20)	89.2
4.	Michael Vick (2009-13)	87.7
5.	Donovan McNabb (1999-2009)	86.5
6.	Sam Bradford (2015)	86.4
7.	Sonny Jurgensen (1957-63)	79.1
8.	Randall Cunningham (1985-95)	78.7
9.	Ty Detmer (1996-97)	78.2
10.	Norm Van Brocklin (1958-60)	75.7



PASSING YARDS										
Rk	Player	Att	Cmp	Pct	Yds	Y/A	TD	INT	Lg	Rate
1.	Carson Wentz (2019)	607	388	63.9	4,039	6.7	27	7	53t	93.1
2.	Donovan McNabb (2008)	571	345	60.4	3,916	6.9	23	11	90t	86.4
3.	Donovan McNabb (2004)	469	300	64.0	3,875	8.3	31	8	80	104.7
4.	Jalen Hurts (2023)	538	352	65.4	3,858	7.2	23	15	63	89.1
5.	Randall Cunningham (1988)	560	301	53.8	3,808	6.8	24	16	80t	77.6
6.	Carson Wentz (2016)	607	379	62.4	3,782	6.2	16	14	73t	79.3
7.	Sam Bradford (2015)	532	346	65.0	3,725	7.0	19	14	78t	86.4
8.	Sonny Jurgensen (1961)	416	235	56.5	3,723	9.0	32	24	69	88.1
9.	Jalen Hurts (2022)	460	306	66.5	3,701	8.0	22	6	68	101.6
10.	Donovan McNabb (2009)	443	267	60.3	3,553	8.0	22	10	60t	92.9
									Led NFL	Led Conference

ATTEMPTS		
Rk	Player	Att
1t.	Carson Wentz (2019)	607
	Carson Wentz (2016)	607
3.	Donovan McNabb (2008)	571
4.	Donovan McNabb (2000)	569
5.	Randall Cunningham (1988)	560

COMPLETIONS		
Rk	Player	Cmp
1.	Carson Wentz (2019)	388
2.	Carson Wentz (2016)	379
3.	Jalen Hurts (2023)	352
4.	Sam Bradford (2015)	346
5.	Donovan McNabb (2008)	345

COMPLETION %		
Rk	Player	Pct
1.	Carson Wentz (2018)	69.6
2.	Jalen Hurts (2024)	68.7
3.	Jalen Hurts (2022)	66.5
4.	Jalen Hurts (2023)	65.4
5.	Sam Bradford (2015)	65.0

YARDS/ATTEMPT		
Rk	Player	Y/A
1.	Nick Foles (2013)	9.1
2.	Sonny Jurgensen (1961)	9.0
3.	Sonny Jurgensen (1962)	8.9
4.	Norm Van Brocklin (1960)	8.7
5.	Donovan McNabb (2006)	8.4

TOUCHDOWNS		
Rk	Player	TD
1.	Carson Wentz (2017)	33
2.	Sonny Jurgensen (1961)	32
3.	Donovan McNabb (2004)	31
4.	Randall Cunningham (1990)	30
5.	Norm Snead (1967)	29

TOUCHDOWN %		
Rk	Player	TD%
1.	Nick Foles (2013)	8.5
2.	Norm Van Brocklin (1960)	8.5
3.	Sonny Jurgensen (1961)	7.7
4.	Carson Wentz (2017)	7.5
5.	Bobby Thomason (1953)	6.9

FEWEST INTERCEPTIONS		
Rk	Player	INT
1.	Nick Foles (2013)	2
2t.	Jalen Hurts (2024)	5
	Nick Foles (2012)	5
	Bubby Brister (1993)	5
5t.	Jalen Hurts (2022)	6
	Michael Vick (2010)	6
	Donovan McNabb (2006)	6
	Donovan McNabb (2002)	6

LONGEST PASSING PLAYS		
Rk	Player	Yds
1.	Ron Jaworski to Mike Quick (11/10/1985 vs. Falcons)	99t
2.	Randall Cunningham to Fred Barnett (12/2/1990 at Bills)	95t
3.	Randall Cunningham to Herschel Walker (9/4/1994 at Giants)	93
4.	King Hill to Ben Hawkins (9/22/1968 vs. Giants)	92t
5t.	Jalen Hurts to Quez Watkins (9/19/21 vs. 49ers)	91
	Michael Vick to DeSean Jackson (12/12/2010 at Cowboys)	91t
	Donovan McNabb to Terrell Owens (10/30/2005 at Broncos)	91t
	Norm Van Brocklin to T. McDonald (10/5/1958 vs. Giants)	91t
9t.	Donovan McNabb to Hank Baskett (9/7/2008 vs. Rams)	90t
	Ron Jaworski to Mike Quick (10/28/1984 vs. Cardinals)	90t
NFL Record (tied)		

INTERCEPTION %		
Rk	Player	INT%
1.	Nick Foles (2013)	0.6
2t.	Jalen Hurts (2022)	1.2
	Carson Wentz (2019)	1.2
4.	Jalen Hurts (2024)	1.4
5.	Donovan McNabb (2007)	1.5
6t.	Carson Wentz (2017)	1.6
	Michael Vick (2010)	1.6

PASSER RATING		
Rk	Player	Rate
1.	Nick Foles (2013)	119.2
2.	Donovan McNabb (2004)	104.7
3.	Jalen Hurts (2024)	103.7
4.	Carson Wentz (2018)	102.2
5.	Carson Wentz (2017)	101.9

CONSECUTIVE COMPLETIONS		
Rk	Player	Cmp
1.	Nick Foles (12/30/18 at Washington)	25
2.	Donovan McNabb (11/28/04 at Giants - 12/5/04 vs. Packers)	24
3.	Donovan McNabb (9/23/07 vs. Lions)	18
4.	Jalen Hurts (10/29/23 at Washington)	17
5t.	Carson Wentz (12/15/19 at Washington)	15
	Carson Wentz (10/21/18 vs. Panthers)	15
	Donovan McNabb (9/21/08 vs. Steelers)	15
NFL Record (tied) Most consecutive completions to start a game by Eagles QB		



PASSING YARDS

Rk	Player	Yds
1.	Nick Foles (12/23/18 vs. Texans)	471
2.	Donovan McNabb (12/5/04 vs. Packers)	464
3.	Donovan McNabb (11/15/09 at Chargers)	450
4.	Randall Cunningham (9/17/89 at Washington)	447
5.	Bobby Thomason (11/8/53 vs. Giants)	437
6.	Sonny Jurgensen (10/29/61 at Washington)	436
7t.	Nick Foles (12/15/13 at Vikings)	428
	Michael Vick (9/15/13 vs. Chargers)	428
9.	Sonny Jurgensen (12/16/62 at Cardinals)	419
10.	Michael Vick (10/2/11 vs. 49ers)	416
11.	Nick Foles (10/26/14 at Cardinals)	411
12.	Nick Foles (11/3/13 at Raiders)	406
13.	Sonny Jurgensen (12/17/61 at Lions)	403
14.	Randall Cunningham (10/2/89 at Bears)	401
15.	Vince Young (11/27/11 vs. Patriots)	400

ATTEMPTS

Rk	Player	Att
1t.	Nick Foles (10/26/14 at Cardinals)	62
	Randall Cunningham (10/2/89 at Bears)	62
3.	Carson Wentz (12/4/16 at Bengals)	60
4.	Donovan McNabb (11/16/08 at Bengals)	58
5.	Sonny Jurgensen (9/23/62 vs. Giants)	57

COMPLETIONS

Rk	Player	Cmp
1t.	Sam Bradford (12/26/15 vs. Washington)	37
	Mark Sanchez (12/20/14 at Washington)	37
3t.	Carson Wentz (12/4/16 at Bengals)	36
	Sam Bradford (9/14/15 at Falcons)	36
	Nick Foles (10/26/14 at Cardinals)	36

COMPLETION PERCENTAGE

Rk	Player	Pct
1.	Nick Foles (12/30/18 at Washington)	84.9
2.	Nick Foles (12/22/13 vs. Bears)	84.0
3.	Rodney Peete (9/15/96 vs. Lions)	83.3
4t.	Nate Sudfeld (12/31/17 vs. Cowboys)	82.6
	Jeff Garcia (11/26/06 at Colts)	82.6

YARDS PER ATTEMPT

Rk	Player	Y/A
1.	Sonny Jurgensen (11/25/62 vs. Cowboys)	16.3
2.	Sonny Jurgensen (11/26/61 vs. Cowboys)	15.3
3.	Donovan McNabb (9/23/07 vs. Lions)	14.7
4.	Nick Foles (11/3/13 at Raiders)	14.5
5.	Randall Cunningham (10/24/94 vs. Texans)	12.9

PASSER RATING

Rk	Player	Rate
1t.	Nick Foles (11/3/13 at Raiders)	158.3
	Donovan McNabb (9/23/07 vs. Lions)	158.3
3.	Donovan McNabb (10/11/09 vs. Buccaneers)	157.2
4.	Randall Cunningham (9/13/92 at Cardinals)	156.6
5.	Donovan McNabb (9/18/05 vs. 49ers)	155.4

TOUCHDOWNS

Rk	Player	TD
1t.	Nick Foles (11/3/13 at Raiders)	7
	Adrian Burk (10/17/54 at Washington)	7
3t.	Donovan McNabb (9/18/05 vs. 49ers)	5
	Donovan McNabb (12/5/04 vs. Packers)	5
	Randall Cunningham (9/17/89 at Washington)	5
	Norm Snead (9/28/69 vs. Steelers)	5
	Sonny Jurgensen (12/16/62 at Cardinals)	5
	Sonny Jurgensen (11/26/61 vs. Cowboys)	5
	Adrian Burk (11/28/54 vs. Washington)	5

NFL Record (tied)

400+ PASSING YARDS

400+ YARD PASSING GAMES, Career

Rk	Player	Games
1.	Nick Foles (2012-14, '17-18)	4
2t.	Michael Vick (2009-13)	3
	Randall Cunningham (1985-95)	3
	Sonny Jurgensen (1957-63)	3
5.	Donovan McNabb (1999-2009)	2

Includes playoff games

400+ YARD PASSING GAMES, Season

Rk	Player	Games
1t.	Nick Foles (2013)	2
	Randall Cunningham (1989)	2
	Sonny Jurgensen (1961)	2

Regular season only

300+ PASSING YARDS

300+ YARD PASSING GAMES, Career

Rk	Player	Games
1.	Donovan McNabb (1999-2009)	30
2.	Carson Wentz (2016-20)	19
3.	Jalen Hurts (2020-)	14
4.	Randall Cunningham (1985-95)	13
5t.	Nick Foles (2012-14, '17-18)	12
	Ron Jaworski (1977-86)	12

Includes playoff games

300+ YARD PASSING GAMES, Season

Rk	Player	Games
1t.	Carson Wentz (2019)	5
	Carson Wentz (2018)	5
	Sam Bradford (2015)	5
	Donovan McNabb (2004)	5
	Sonny Jurgensen (1961)	5

Regular season only

CONSECUTIVE 300+ YARD PASSING GAMES

Rk	Player	Games
1t.	Sam Bradford (2015)	3
	Nick Foles (2014)	3
	Mark Sanchez (2014)	3
	Michael Vick (2011-12)	3
	Donovan McNabb (2005)	3

Regular season only



300+ YARD PASSING GAMES (TDs/INTs)

09/22/24..... Jalen Hurts at Saints (W).....	311 (0/1)	12/02/10..... Michael Vick vs. Texans (W).....	302 (2/1)
12/25/23..... Jalen Hurts at Giants (W).....	301 (1/1)	11/28/10..... Michael Vick at Bears (L).....	333 (2/1)
10/29/23..... Jalen Hurts at Commanders (W).....	319 (4/0)	11/15/10..... Michael Vick at Washington (W).....	333 (4/0)
10/08/23..... Jalen Hurts vs. Rams (W).....	303 (1/1)	10/17/10..... Kevin Kolb vs. Falcons (W).....	326 (3/1)
10/01/23..... Jalen Hurts vs. Commanders (W).....	319 (2/0)	12/27/09..... Donovan McNabb vs. Broncos (W).....	322 (3/1)
02/12/23..... Jalen Hurts vs. Chiefs (L).....	304 (1/0)	12/20/09..... Donovan McNabb vs. 49ers (W).....	306 (1/2)
12/24/22..... Gardner Minshew at Cowboys (L).....	355 (2/2)	11/15/09..... Donovan McNabb at Chargers (L).....	450 (2/1)
12/18/22..... Jalen Hurts at Bears (W).....	315 (0/2)	09/27/09..... Kevin Kolb vs. Chiefs (W).....	327 (2/0)
12/4/22..... Jalen Hurts vs. Titans (W).....	380 (3/0)	09/20/09..... Kevin Kolb vs. Saints (L) - first NFL start.....	391 (2/3)
09/25/22..... Jalen Hurts at Commanders (W).....	340 (3/0)	01/18/09..... Donovan McNabb at Cardinals (L).....	375 (3/1)
09/19/22..... Jalen Hurts vs. Vikings (W).....	333 (1/1)	01/04/09..... Donovan McNabb at Vikings (W).....	300 (1/1)
10/03/21..... Jalen Hurts vs. Chiefs (L).....	387 (2/0)	11/16/08..... Donovan McNabb at Bengals (T).....	339 (1/3)
09/27/21..... Jalen Hurts at Cowboys (L).....	326 (2/2)	11/02/08..... Donovan McNabb at Seahawks (W).....	349 (2/1)
12/27/20..... Jalen Hurts at Cowboys (L).....	342 (1/2)	09/07/08..... Donovan McNabb vs. Rams (W).....	361 (3/0)
12/20/20..... Jalen Hurts at Cardinals (L).....	338 (3/0)	12/30/07..... Donovan McNabb vs. Bills (W).....	345 (1/1)
10/22/20..... Carson Wentz vs. Giants (W).....	359 (2/1)	11/25/07..... A.J. Feeley at Patriots (L).....	345 (3/3)
12/22/19..... Carson Wentz vs. Cowboys (W).....	319 (1/0)	10/28/07..... Donovan McNabb at Vikings (W).....	333 (1/0)
12/09/19..... Carson Wentz vs. Giants (W).....	325 (2/0)	09/23/07..... Donovan McNabb vs. Lions (W).....	381 (4/0)
12/01/19..... Carson Wentz at Dolphins (L).....	310 (3/1)	12/31/06..... A.J. Feeley vs. Falcons (W).....	321 (3/0)
10/13/19..... Carson Wentz at Vikings (L).....	306 (2/1)	12/04/06..... Jeff Garcia vs. Panthers (W).....	312 (3/0)
09/08/19..... Carson Wentz vs. Washington (W).....	313 (3/0)	10/22/06..... Donovan McNabb at Buccaneers (L).....	302 (3/3)
12/23/18..... Nick Foles vs. Texans (W).....	471 (4/1)	10/08/06..... Donovan McNabb vs. Cowboys (W).....	354 (2/0)
12/03/18..... Carson Wentz vs. Washington (W).....	306 (2/1)	09/17/06..... Donovan McNabb vs. Giants (L).....	350 (2/0)
11/11/18..... Carson Wentz vs. Cowboys (L).....	360 (2/1)	09/10/06..... Donovan McNabb at Texans (W).....	314 (3/1)
10/21/18..... Carson Wentz vs. Panthers (L).....	310 (2/0)	11/06/05..... Donovan McNabb at Washington (L).....	304 (1/1)
10/07/18..... Carson Wentz vs. Vikings (L).....	311 (2/0)	10/02/05..... Donovan McNabb at Chiefs (W).....	369 (3/1)
09/30/18..... Carson Wentz at Titans (L).....	348 (2/0)	09/25/05..... Donovan McNabb vs. Raiders (W).....	365 (2/1)
09/16/18..... Nick Foles at Buccaneers (L).....	334 (1/0)	09/18/05..... Donovan McNabb vs. 49ers (W).....	342 (5/0)
02/04/18..... Nick Foles at Patriots (W).....	373 (3/1)	02/06/05..... Donovan McNabb vs. Patriots (L).....	357 (3/3)
01/21/18..... Nick Foles vs. Vikings (W).....	352 (3/0)	12/05/04..... Donovan McNabb vs. Packers (W).....	464 (5/0)
12/03/17..... Carson Wentz at Seahawks (L).....	348 (1/1)	11/15/04..... Donovan McNabb at Cowboys (W).....	345 (4/0)
10/08/17..... Carson Wentz vs. Cardinals (W).....	304 (4/1)	10/24/04..... Donovan McNabb at Browns (W).....	376 (4/1)
09/17/17..... Carson Wentz at Chiefs (L).....	333 (2/1)	09/26/04..... Donovan McNabb at Lions (W).....	356 (2/0)
09/10/17..... Carson Wentz at Washington (W).....	307 (2/1)	09/12/04..... Donovan McNabb vs. Giants (W).....	330 (4/0)
12/11/16..... Carson Wentz* vs. Washington (L).....	314 (1/1)	11/16/03..... Donovan McNabb vs. Giants (W).....	314 (2/0)
12/04/16..... Carson Wentz* at Bengals (L).....	308 (1/3)	11/02/03..... Donovan McNabb at Falcons (W).....	312 (1/0)
11/06/16..... Carson Wentz* at Giants (L).....	364 (0/2)	09/09/01..... Donovan McNabb vs. Rams (L).....	312 (2/1)
09/25/16..... Carson Wentz* vs. Steelers (W).....	301 (2/0)	12/10/00..... Donovan McNabb at Browns (W).....	390 (4/0)
01/03/16..... Sam Bradford at Giants (W).....	320 (2/1)	10/01/00..... Donovan McNabb vs. Falcons (W).....	311 (2/1)
12/26/15..... Sam Bradford vs. Washington (L).....	380 (1/0)	11/30/97..... Bobby Hoyer vs. Bengals (W).....	313 (4/1)
12/20/15..... Sam Bradford vs. Cardinals (L).....	361 (2/2)	11/24/96..... Ty Detmer at Cardinals (L).....	322 (0/1)
10/11/15..... Sam Bradford vs. Saints (W).....	333 (2/2)	11/10/96..... Ty Detmer vs. Bills (L).....	315 (2/1)
09/14/15..... Sam Bradford at Falcons (L).....	336 (1/2)	10/27/96..... Ty Detmer vs. Panthers (W).....	342 (1/1)
12/20/14..... Mark Sanchez at Washington (L).....	374 (2/1)	12/24/94..... Bubby Brister at Bengals (L).....	325 (1/0)
11/23/14..... Mark Sanchez vs. Titans (W).....	307 (1/2)	12/04/94..... Randall Cunningham vs. Cowboys (L).....	327 (2/1)
11/16/14..... Mark Sanchez at Packers (L).....	346 (2/2)	10/24/94..... Randall Cunningham vs. Oilers (W).....	310 (2/1)
11/10/14..... Mark Sanchez vs. Panthers (W).....	332 (2/0)	09/12/94..... Randall Cunningham vs. Bears (W).....	311 (3/0)
10/26/14..... Nick Foles at Cardinals (L).....	411 (2/2)	09/04/94..... Randall Cunningham at Giants (L).....	344 (2/0)
09/21/14..... Nick Foles vs. Washington (W).....	325 (3/0)	01/03/94..... Bubby Brister at 49ers (W).....	350 (3/1)
09/15/14..... Nick Foles at Colts (W).....	331 (1/1)	09/19/93..... Randall Cunningham vs. Washington (W).....	360 (3/2)
09/07/14..... Nick Foles vs. Jaguars (W).....	322 (2/1)	12/13/92..... Randall Cunningham at Seahawks (W).....	365 (0/1)
12/15/13..... Nick Foles at Vikings (L).....	428 (3/1)	11/10/91..... Jim McMahon at Browns (W).....	341 (3/1)
11/03/13..... Nick Foles at Raiders (W).....	406 (7/0)	12/18/89..... Randall Cunningham at Saints (L).....	306 (2/2)
09/15/13..... Michael Vick vs. Chargers (L).....	428 (2/0)	10/02/89..... Randall Cunningham at Bears (L).....	401 (1/4)
12/23/12..... Nick Foles* vs. Washington (L).....	345 (1/1)	09/17/89..... Randall Cunningham at Washington (W).....	447 (5/1)
12/09/12..... Nick Foles* at Buccaneers (W).....	381 (2/0)	12/31/88..... Randall Cunningham at Bears (L).....	407 (0/3)
10/14/12..... Michael Vick vs. Lions (L).....	311 (2/2)	11/06/88..... Randall Cunningham vs. Rams (W).....	323 (3/0)
09/16/12..... Michael Vick vs. Ravens (W).....	371 (1/2)	10/10/88..... Randall Cunningham vs. Giants (W).....	369 (3/0)
09/09/12..... Michael Vick at Browns (W).....	317 (2/4)	11/29/87..... Randall Cunningham at Patriots (W).....	314 (2/1)
01/01/12..... Michael Vick vs. Washington (W).....	335 (3/1)	10/11/87..... Scott Tinsley at Cowboys (L).....	338 (3/0)
11/27/11..... Vince Young vs. Patriots (L).....	400 (1/1)	12/15/85..... Ron Jaworski at Chargers (L).....	334 (1/3)
10/09/11..... Michael Vick at Bills (L).....	315 (2/4)	12/01/85..... Ron Jaworski vs. Vikings (L).....	320 (2/1)
10/02/11..... Michael Vick vs. 49ers (L).....	416 (2/1)	11/03/85..... Ron Jaworski at 49ers (L).....	394 (1/3)



300+ YARD PASSING GAMES (TDs/INTs)

10/20/85	Ron Jaworski vs. Cowboys (W)	380 (1/0)
12/16/84	Joe Pisarcik at Falcons (L)	334 (1/0)
10/28/84	Ron Jaworski vs. Caridnals (L)	340 (2/3)
11/27/83	Ron Jaworski at Washington (L)	333 (3/1)
09/11/83	Ron Jaworski vs. Washington (L)	326 (1/2)
09/19/82	Ron Jaworski at Browns (W)	334 (2/1)
09/12/82	Ron Jaworski vs. Washington (L)	371 (2/0)
10/18/81	Ron Jaworski at Vikings (L)	330 (2/2)
12/21/80	Ron Jaworski at Cowboys (L)	331 (1/0)
11/09/80	Ron Jaworski at Saints (W)	323 (3/0)
12/16/73	Roman Gabriel at Washington (L)	302 (1/1)
12/02/73	Roman Gabriel at 49ers (L)	322 (2/1)
10/14/73	Roman Gabriel at Cardinals (W)	379 (3/0)
09/19/71	Pete Liske at Bengals (L)	301 (2/3)
09/28/69	Norm Snead vs. Steelers (W)	335 (5/1)
11/19/67	Norm Snead vs. Saints (W)	309 (4/2)
10/22/67	Norm Snead at Cardinals (L)	321 (2/2)
09/17/67	Norm Snead vs. Washington (W)	301 (2/0)
12/05/65	Norm Snead vs. Cowboys (L)	320 (0/1)
11/14/65	Norm Snead vs. Washington (W)	311 (0/1)
11/07/65	Norm Snead at Browns (L)	362 (3/2)
10/17/65	King Hill at Giants (L)	321 (3/4)
12/13/64	Norm Snead at Cardinals (L)	301 (3/2)
10/13/63	Sonny Jurgensen at Washington (W)	315 (4/2)
09/15/63	Sonny Jurgensen vs. Steelers (T)	322 (3/2)
12/16/62	Sonny Jurgensen at Cardinals (L)	419 (5/3)
11/25/62	Sonny Jurgensen vs. Cowboys (W)	342 (1/2)
09/23/62	Sonny Jurgensen vs. Giants (L)	396 (1/3)
12/17/61	Sonny Jurgensen at Lions (W)	403 (3/2)
12/10/61	Sonny Jurgensen vs. Giants (L)	367 (3/2)
11/26/61	Sonny Jurgensen vs. Cowboys (W)	351 (5/2)
10/29/61	Sonny Jurgensen at Washington (W)	436 (3/2)
10/01/61	Sonny Jurgensen vs. Cardinals (L)	399 (3/2)
11/16/58	Norm Van Brocklin vs. Cardinals (W)	318 (2/1)
10/01/55	Bobby Thomason vs. Washington (L)	349 (4/0)
11/28/54	Adrian Burk vs. Washington (W)	345 (5/1)
12/13/53	Bobby Thomason vs. Browns (W)	331 (3/0)
11/15/53	Bobby Thomason vs. Colts (W)	329 (3/5)
11/08/53	Bobby Thomason vs. Giants (W)	437 (4/1)
12/01/40	Davey O'Brien at Washington (L)	316 (1/0)

* Rookie | *Playoff Game*



DONOVAN McNABB



CARSON WENTZ



RUSHING YARDS

Rk	Player	G	Att	Yds	Avg	Lg	TD
1.	LeSean McCoy (2009-14)	90	1,461	6,792	4.6	66t	44
2.	Wilbert Montgomery (1977-84)	100	1,465	6,538	4.5	90t	45
3.	Brian Westbrook (2002-09)	107	1,308	5,995	4.6	71t	37
4.	Steve Van Buren (1944-51)	83	1,320	5,860	4.4	70t	69
5.	Duce Staley (1997-2003)	98	1,200	4,807	4.0	64t	22
6.	Randall Cunningham (QB) (1985-95)	122	677	4,482	6.6	52t	32
7.	Ricky Watters (1995-97)	48	975	3,794	3.9	57	31
8.	Miles Sanders (2019-22)	57	739	3,708	5.0	82t	20
9.	Timmy Brown (1960-67)	96	850	3,703	4.4	61t	29
10.	Tom Woodeshick (1963-71)	111	831	3,563	4.3	57t	21
11.	Donovan McNabb (QB) (1999-2009)	148	573	3,249	5.7	54	28
12.	Jalen Hurts (QB) (2020-)	78	688	3,195	4.6	42	57
13.	Tom Sullivan (1972-77)	80	871	3,135	3.6	37	17
14.	Clarence Peaks (1957-63)	83	786	2,927	3.7	57	19
15.	Keith Byars (1986-92)	105	750	2,672	3.6	52	17
16.	Billy Barnes (1957-61)	60	689	2,391	3.5	70t	20
17.	Herschel Walker (1992-94)	48	554	2,344	4.2	91t	14
18.	Anthony Toney (FB) (1986-90)	67	639	2,294	3.6	44	14
19.	Charlie Garner (1994-98)	66	495	2,261	4.6	55t	17
20.	Correll Buckhalter (2001-08)	74	476	2,155	4.5	64t	18

ATTEMPTS

Rk	Player	Att
1.	Wilbert Montgomery (1977-84).....	1,465
2.	LeSean McCoy (2009-14).....	1,461
3.	Steve Van Buren (1944-51).....	1,320
4.	Brian Westbrook (2002-09).....	1,308
5.	Duce Staley (1997-2003).....	1,200
6.	Ricky Watters (1995-97).....	975
7.	Tom Sullivan (1972-77).....	871
8.	Timmy Brown (1960-67).....	850
9.	Tom Woodeshick (1963-71).....	831
10.	Clarence Peaks (1957-63).....	786

RUSHING AVERAGE

Rk	Player	Avg
1.	Randall Cunningham (QB) (1985-95).....	6.6
2.	Donovan McNabb (QB) (1999-2009).....	5.7
3.	Miles Sanders (2019-22).....	5.0
4.	LeSean McCoy (2009-14).....	4.7
5t.	Jalen Hurts (QB) (2020-).....	4.6
	Brian Westbrook (2002-09).....	4.6
	Charlie Garner (1994-98).....	4.6
8t.	Correll Buckhalter (2001-08).....	4.5
	Wilbert Montgomery (1977-84).....	4.5
10t.	Steve Van Buren (1944-51).....	4.4
	Timmy Brown (1960-67).....	4.4

TOUCHDOWNS

Rk	Player	TD
1.	Steve Van Buren (1944-51).....	69
2.	Jalen Hurts (QB) (2020-).....	57
3.	Wilbert Montgomery (1977-84).....	45
4.	LeSean McCoy (2009-14).....	44
5.	Brian Westbrook (2002-09).....	37
6.	Randall Cunningham (QB) (1985-95).....	32
7.	Ricky Watters (1995-97).....	31
8.	Timmy Brown (1960-67).....	29
9.	Donovan McNabb (QB) (1999-2009).....	28
10.	Duce Staley (1997-2003).....	22



LESEAN MCCOY



STEVE VAN BUREN



RUSHING YARDS						
Rk	Player	Att	Yds	Avg	Lg	TD
1.	Saquon Barkley (2024)	345	2,005	5.8	72t	13
2.	LeSean McCoy (2013)	314	1,607	5.1	57t	9
3.	Wilbert Montgomery (1979)	338	1,512	4.5	62t	9
4.	Ricky Watters (1996)	353	1,411	4.0	56t	13
5.	Wilbert Montgomery (1981)	286	1,402	4.9	41	8
6.	Brian Westbrook (2007)	278	1,333	4.8	36	7
7.	LeSean McCoy (2014)	312	1,319	4.2	53	5
8.	LeSean McCoy (2011)	273	1,309	4.8	60	17
9t.	Duce Staley (1999)	325	1,273	3.9	29	4
	Ricky Watters (1995)	337	1,273	3.8	57	11
11.	Miles Sanders (2022)	259	1,269	4.9	40t	11
12.	Wilbert Montgomery (1978)	259	1,220	4.7	47	9
13.	Brian Westbrook (2006)	240	1,217	5.1	71t	7
14.	Steve Van Buren (1949)	263	1,146	4.4	41	11
15.	Ricky Watters (1997)	285	1,110	3.9	28	7
16.	LeSean McCoy (2010)	207	1,080	5.2	62	7
17.	Herschel Walker (1992)	267	1,070	4.0	38	8
18.	Duce Staley (1998)	258	1,065	4.1	64t	5
19.	D’Andre Swift (2023)	229	1,049	4.6	43	5
20.	Duce Staley (2002)	269	1,029	3.8	57	5
Led NFL						Led Conference

Led NFL Led Conference

ATTEMPTS		
Rk	Player	Att
1.	Ricky Watters (1996)	353
2.	Saquon Barkley (2024)	345
3.	Wilbert Montgomery (1979)	338
4.	Ricky Watters (1995)	337
5.	Duce Staley (1999)	325

TOUCHDOWNS		
Rk	Player	TD
1.	LeSean McCoy (2011)	17
2t.	Jalen Hurts (QB) (2023)	15
	Steve Van Buren (1945)	15
4.	Jalen Hurts (QB) (2024)	14
5t.	Saquon Barkley (2024)	13
	Jalen Hurts (QB) (2022)	13
	Ricky Watters (1996)	13
	Steve Van Buren (1947)	13
9t.	Miles Sanders (2022)	11
	Ricky Watters (1995)	11
	Tom Sullivan (1974)	11
	Steve Van Buren (1949)	11
13t.	Jalen Hurts (QB) (2021)	10
	Steve Van Buren (1948)	10

LONGEST RUSHING PLAYS		
Rk	Player	Yds
1.	Herschel Walker (11/27/94 at Falcons)	91t
2.	Wilbert Montgomery (12/19/82 vs. Oilers)	90t
3.	Brian Mitchell (10/1/00 vs. Falcons)	85t
4.	Miles Sanders (12/13/20 vs. Saints)	82t
5.	Swede Hanson (9/16/34 at Packers)	81t
6.	Leroy Harris (11/25/79 at Packers)	80
7.	Bosh Pritchard (10/23/49 vs. Washington)	77t
8t.	Miles Sanders (10/18/20 vs. Ravens)	74
	Miles Sanders (10/11/20 at Steelers)	74t
	Herman Hunter (11/24/85 at Cowboys)	74t

CONSECUTIVE GAMES WITH RUSHING TOUCHDOWN		
Rk	Player	Games
1.	Steve Van Buren (1947)	8
2.	Ricky Watters (1995)	6
3t.	Jalen Hurts (QB) (2024)	5
	LeSean McCoy (2011)	5
	Steve Van Buren (1948)	5
6t.	Many times, last: Jalen Hurts (QB) (2024)	4



WILBERT MONTGOMERY



SAQUON BARKLEY



RUSHING YARDS		
Rk	Player	Yds
1.	Saquon Barkley (11/24/24 at Rams).....	255
2.	LeSean McCoy (12/8/13 vs. Lions).....	217
3.	Steve Van Buren (11/27/49 vs. Steelers).....	205
4.	Duce Staley (9/3/00 at Cowboys).....	201
5.	Wilbert Montgomery (11/4/79 vs. Browns).....	197
6.	Steve Van Buren (12/18/49 at Rams).....	196
7.	Wilbert Montgomery (1/11/81 vs. Cowboys).....	194
8.	Swede Hanson (11/6/34 vs. Reds).....	190
9.	Timmy Brown (11/7/65 at Browns).....	186
10.	LeSean McCoy (10/30/11 vs. Cowboys).....	185

ATTEMPTS		
Rk	Player	Att
1t.	Heath Sherman (10/6/91 at Buccaneers).....	35
	Heath Sherman (11/12/90 vs. Washington).....	35
	Steve Van Buren (11/20/49 vs. Bulldogs).....	35
4.	Earnest Jackson (11/17/85 at Cardinals).....	34
5t.	Brian Westbrook (12/7/08 at Giants).....	33
	Ricky Watters (12/10/95 vs. Cowboys).....	33
	Steve Van Buren (10/3/49 at Lions).....	33



BRIAN WESTBROOK



DUCE STALEY

TOUCHDOWNS		
Rk	Player	TD
1t.	Jalen Hurts (QB) (10/27/24 at Bengals).....	3
	Jalen Hurts (QB) (12/18/22 at Bears).....	3
	Jalen Hurts (QB) (11/21/21 vs. Saints).....	3
	Boston Scott (12/29/19 at Giants).....	3
	LeSean McCoy (12/18/11 vs. Jets).....	3
	LeSean McCoy (9/19/10 at Lions).....	3
	Charlie Garner (10/8/95 vs. Washington).....	3
	Wilbert Montgomery (12/19/82 vs. Oilers).....	3
	Wilbert Montgomery (10/7/79 vs. Washington).....	3
	Wilbert Montgomery (9/10/78 at Washington).....	3
	Tom Sullivan (10/13/74 vs. Giants).....	3
	Clarence Peaks (11/16/58 vs. Cardinals).....	3
	Steve Van Buren (10/17/48 at Washington).....	3
	Steve Van Buren (12/14/47 vs. Packers).....	3
	Steve Van Buren (12/9/45 vs. Yanks).....	3

200+ RUSHING YARDS		
200+ YARD RUSHING GAMES, Career		
Rk	Player	Games
1t.	Saquon Barkley (2024-).....	1
	LeSean McCoy (2009-14).....	1
	Duce Staley (1997-2003).....	1
	Steve Van Buren (1944-51).....	1

100+ RUSHING YARDS		
100+ YARD RUSHING GAMES, Career		
Rk	Player	Games
1.	Wilbert Montgomery (1977-84).....	26
2.	LeSean McCoy (2009-14).....	23
3.	Brian Westbrook (2002-09).....	20
4.	Steve Van Buren (1944-51).....	19
5.	Saquon Barkley (2024-).....	14
Includes playoff games		
100+ YARD RUSHING GAMES, Season		
Rk	Player	Games
1.	Saquon Barkley (2024).....	11
2.	Wilbert Montgomery (1981).....	8
3t.	LeSean McCoy (2013).....	7
	Wilbert Montgomery (1979).....	7
5t.	LeSean McCoy (2011).....	6
	Brian Westbrook (2007).....	6
	Brian Westbrook (2006).....	6
	Ricky Watters (1996).....	6
	Wilbert Montgomery (1978).....	6
Regular season only		

CONSECUTIVE 100+ YARD RUSHING GAMES		
Rk	Player	Games
1t.	Saquon Barkley (2024).....	4
	Steve Van Buren (1948).....	4
3t.	Brian Westbrook (2006).....	3
	Wilbert Montgomery (1981).....	3
	Wilbert Montgomery (1979).....	3
	Wilbert Montgomery (1978).....	3
Regular season only		



100+ YARD RUSHING GAMES (TDs)

01/26/25..... Saquon Barkley vs. Commanders (W)	118 (3)	10/26/08..... Brian Westbrook vs. Falcons (W)	167 (2)
01/19/25..... Saquon Barkley vs. Rams (W)	205 (2)	12/23/07..... Brian Westbrook at Saints (W)	100 (0)
01/12/25..... Saquon Barkley vs. Packers (W)	119 (0)	12/09/07..... Brian Westbrook vs. Giants (L)	116 (0)
12/29/24..... Saquon Barkley vs. Cowboys (W)	167 (0)	11/18/07..... Brian Westbrook vs. Dolphins (W).....	148 (0)
12/22/24..... Saquon Barkley at Commanders (L)	150 (2)	11/11/07..... Brian Westbrook at Washington (W)	100 (1)
12/08/24..... Saquon Barkley vs. Panthers (W)	124 (0)	10/14/07..... Brian Westbrook at Jets (W)	120 (0)
12/01/24..... Saquon Barkley at Ravens (W)	107 (1)	09/30/07..... Correll Buckhalter at Giants (L)	103 (0)
11/24/24..... Saquon Barkley at Rams (W)	255 (2)	09/23/07..... Brian Westbrook vs. Lions (W)	110 (2)
11/14/24..... Saquon Barkley vs. Commanders (W)	146 (2)	01/13/07..... Brian Westbrook at Saints (L)	116 (2)
11/03/24..... Saquon Barkley vs. Jaguars (W)	159 (1)	01/07/07..... Brian Westbrook vs. Giants (W)	141 (1)
10/27/24..... Saquon Barkley at Bengals (W)	108 (0)	12/25/06..... Brian Westbrook at Cowboys (W).....	122 (0)
10/20/24..... Saquon Barkley at Giants (W)	176 (1)	11/26/06..... Brian Westbrook at Colts (L)	124 (1)
09/22/24..... Saquon Barkley at Saints (W)	147 (2)	11/19/06..... Brian Westbrook vs. Titans (L)	102 (0)
09/06/24..... Saquon Barkley vs. Packers (W)	109 (2)	11/12/06..... Brian Westbrook vs. Washington (W).....	113 (0)
09/25/23..... D'Andre Swift at Buccaneers (W)	130 (0)	10/22/06..... Brian Westbrook at Buccaneers (L).....	101 (0)
09/14/23..... D'Andre Swift vs. Vikings (W).....	175 (1)	09/24/06..... Brian Westbrook at 49ers (W).....	117 (2)
01/21/23..... Kenneth Gainwell vs. Giants (W)	112 (1)	12/11/05..... Ryan Moats* vs. Giants (L) (OT).....	114 (2)
12/11/22..... Miles Sanders at Giants (W).....	144 (2)	11/27/05..... Brian Westbrook vs. Packers (W).....	120 (1)
11/27/22..... Jalen Hurts vs. Packers (W)	157 (0)	10/03/04..... Brian Westbrook at Bears (W)	119 (0)
Miles Sanders vs. Packers (W).....	143 (2)	09/12/04..... Brian Westbrook vs. Giants (W)	119 (0)
10/02/22..... Miles Sanders vs. Jaguars (W)	134 (2)	01/11/04..... Donovan McNabb (QB) vs. Packers (W)	107 (0)
12/21/21..... Miles Sanders vs. Washington (W).....	131 (0)	12/07/03..... Correll Buckhalter vs. Cowboys (W)	115 (1)
12/05/21..... Miles Sanders at Jets (W)	120 (0)	10/26/03..... Correll Buckhalter vs. Jets (W).....	100 (2)
12/13/20..... Jalen Hurts* (QB) vs. Saints (W)	106 (0)	12/08/02..... Duce Staley at Seahawks (W)	100 (1)
Miles Sanders vs. Saints (W).....	115 (2)	11/17/02..... Duce Staley vs. Cardinals (W).....	135 (0)
10/18/20..... Miles Sanders vs. Ravens (L)	118 (0)	10/28/02..... Donovan McNabb (QB) vs. Giants (W)	107 (1)
12/15/19..... Miles Sanders* at Washington (W).....	122 (1)	Duce Staley vs. Giants (W)	126 (0)
10/01/17..... LeGarrette Blount at Chargers (W)	136 (0)	10/20/02..... Duce Staley vs. Buccaneers (W).....	152 (0)
12/18/16..... Ryan Mathews at Ravens (L)	128 (1)	10/06/02..... Donovan McNabb (QB) at Jaguars (L)	100 (1)
11/13/16..... Ryan Mathews vs. Falcons (W).....	109 (2)	11/18/01..... Duce Staley at Cowboys (W).....	102 (0)
10/19/15..... DeMarco Murray vs. Giants (W).....	112 (1)	11/11/01..... Duce Staley vs. Vikings (W).....	146 (1)
09/27/15..... Ryan Mathews at Jets (W)	108 (0)	10/07/01..... Correll Buckhalter* vs. Cardinals (L).....	134 (0)
11/27/14..... LeSean McCoy at Cowboys (W).....	159 (1)	11/26/00..... Donovan McNabb (QB) at Washington (W).....	125 (1)
11/23/14..... LeSean McCoy vs. Titans (W)	130 (1)	10/01/00..... Brian Mitchell vs. Falcons (W)	105 (1)
11/02/14..... LeSean McCoy at Texans (W)	117 (0)	09/03/00..... Duce Staley at Cowboys (W).....	201 (1)
10/12/14..... LeSean McCoy vs. Giants (W)	149 (0)	11/14/99..... Duce Staley vs. Washington (W).....	122 (1)
12/29/13..... LeSean McCoy at Cowboys (W).....	131 (0)	11/07/99..... Duce Staley at Panthers (L).....	140 (1)
12/22/13..... Bryce Brown vs. Bears (W).....	115 (1)	10/17/99..... Duce Staley at Bears (W).....	101 (0)
LeSean McCoy vs. Bears (W).....	133 (2)	10/10/99..... Duce Staley vs. Cowboys (W)	110 (0)
12/08/13..... LeSean McCoy vs. Lions (W).....	217 (2)	09/12/99..... Duce Staley vs. Cardinals (L).....	111 (1)
11/10/13..... LeSean McCoy at Packers (W).....	155 (0)	12/13/98..... Duce Staley vs. Cardinals (L).....	141 (1)
10/13/13..... LeSean McCoy at Buccaneers (W).....	116 (0)	11/08/98..... Charlie Garner vs. Lions (W).....	129 (1)
09/19/13..... LeSean McCoy vs. Chiefs (L)	158 (1)	12/21/97..... Charlie Garner at Washington (L).....	115 (2)
09/09/13..... LeSean McCoy at Washington (W)	184 (1)	10/05/97..... Ricky Watters vs. Washington (W).....	104 (2)
12/02/12..... Bryce Brown* at Cowboys (L)	169 (2)	09/15/97..... Ricky Watters at Cowboys (L)	106 (0)
11/26/12..... Bryce Brown* vs. Panthers (L).....	178 (2)	12/01/96..... Ricky Watters vs. Giants (W).....	104 (0)
11/05/12..... LeSean McCoy at Saints (L)	119 (0)	11/03/96..... Ricky Watters at Cowboys (W).....	116 (1)
09/30/12..... LeSean McCoy vs. Giants (W)	123 (0)	10/20/96..... Ricky Watters vs. Dolphins (W)	173 (1)
09/09/12..... LeSean McCoy at Browns (W).....	110 (0)	10/13/96..... Ricky Watters at Giants (W)	110 (0)
12/18/11..... LeSean McCoy vs. Jets (W).....	102 (3)	09/22/96..... Ricky Watters at Falcons (W)	121 (2)
11/20/11..... LeSean McCoy at Giants (W).....	113 (0)	09/15/96..... Ricky Watters vs. Lions (W).....	153 (1)
10/30/11..... LeSean McCoy vs. Cowboys (W)	185 (2)	12/10/95..... Ricky Watters vs. Cowboys (W)	112 (1)
10/16/11..... LeSean McCoy at Washington (W)	126 (1)	11/26/95..... Ricky Watters at Washington (W).....	124 (2)
09/25/11..... LeSean McCoy vs. Giants (L)	128 (1)	10/15/95..... Ricky Watters at Giants (W).....	122 (1)
09/11/11..... LeSean McCoy at Rams (W).....	122 (1)	10/08/95..... Charlie Garner vs. Washington (W)	120 (3)
12/19/10..... Michael Vick (QB) at Giants (W)	130 (1)	Ricky Watters vs. Washington (W).....	139 (0)
12/12/10..... LeSean McCoy at Cowboys (W).....	149 (0)	10/09/94..... Charlie Garner* vs. Washington (W).....	122 (0)
11/21/10..... LeSean McCoy vs. Giants (W)	111 (1)	10/02/94..... Charlie Garner* at 49ers (W) - NFL debut	111 (2)
11/15/10..... Jerome Harrison at Washington (W).....	109 (1)	01/03/93..... Heath Sherman at Saints (W)	105 (1)
09/19/10..... LeSean McCoy at Lions (W)	120 (3)	12/27/92..... Herschel Walker vs. Giants (W).....	104 (0)
09/12/10..... Michael Vick (QB) vs. Packers (L).....	103 (0)	12/13/92..... Herschel Walker at Seahawks (W).....	111 (1)
12/07/08..... Brian Westbrook at Giants (W).....	131 (1)	12/06/92..... Randall Cunningham (QB) vs. Vikings (W).....	121 (2)
11/27/08..... Brian Westbrook vs. Cardinals (W).....	110 (2)	11/22/92..... Heath Sherman at Giants (W)	109 (1)



100+ YARD RUSHING GAMES (TDs)

10/25/92 Herschel Walker vs. Cardinals (W) 112 (0)	11/22/64 Earl Gros vs. Cardinals (L) 103 (0)
09/13/92 Herschel Walker at Cardinals (W) 115 (0)	11/15/64 Earl Gros at Cowboys (W) 118 (0)
09/06/92 Herschel Walker vs. Saints (W) 112 (0)	10/18/64 Ollie Matson at Giants (W) 100 (2)
11/23/90 Heath Sherman vs. Washington (W) 124 (0)	10/11/64 Timmy Brown at Washington (L) 101 (2)
11/04/90 Randall Cunningham (QB) vs. Patriots (W) 124 (1)	10/04/64 Timmy Brown vs. Steelers (W) 116 (0)
Heath Sherman vs. Patriots (W) 113 (0)	Earl Gros vs. Steelers (W) 129 (0)
09/23/90 Anthony Toney at Rams (W) 103 (0)	11/25/62 Timmy Brown vs. Cowboys (W) 107 (2)
12/27/87 Keith Byars vs. Bills (W) 102 (0)	10/23/60 Clarence Peaks at Browns (W) 102 (0)
11/29/87 Anthony Toney at Patriots (W) 123 (1)	11/01/59 Bill Barnes vs. Washington (W) 163 (1)
12/07/86 Keith Byars* vs. Cardinals (T) (OT) 127 (0)	10/25/59 Bill Barnes at Cardinals (W) 111 (2)
11/16/86 Randall Cunningham (QB) vs. Lions (L) 110 (0)	11/29/53 Don Johnson* at Giants (L) 121 (1)
12/22/85 Earnest Jackson at Vikings (W) 106 (2)	11/15/53 Don Johnson* vs. Colts (W) 100 (2)
11/17/85 Earnest Jackson at Cardinals (W) 162 (1)	12/02/51 Frank Ziegler at Washington (W) 136 (0)
10/13/85 Earnest Jackson vs. Cardinals (W) 103 (0)	11/19/50 Frank Ziegler vs. Cardinals (L) 113 (0)
12/09/84 Wilbert Montgomery vs. Patriots (W) 100 (1)	11/12/50 Steve Van Buren at Washington (W) 108 (1)
12/19/82 Wilbert Montgomery vs. Oilers (W) 147 (3)	10/15/50 Toy Ledbetter* at Colts (W) 107 (1)
12/20/81 Wilbert Montgomery vs. Cardinals (W) 108 (1)	10/07/50 Frank Ziegler vs. Rams (W) 106 (1)
12/06/81 Wilbert Montgomery at Washington (L) 116 (0)	12/18/49 <i>Steve Van Buren at Rams (W) 196 (0)</i>
11/22/81 Wilbert Montgomery vs. Giants (L) 102 (0)	11/27/49 Steve Van Buren vs. Steelers (W) 205 (0)
11/15/81 Wilbert Montgomery vs. Colts (W) 115 (0)	11/20/49 Steve Van Buren vs. Bulldogs (W) 174 (2)
11/08/81 Wilbert Montgomery at Cardinals (W) 118 (0)	10/30/49 Steve Van Buren at Steelers (W) 103 (2)
10/25/81 Wilbert Montgomery vs. Buccaneers (W) 119 (1)	10/23/49 Bosh Pritchard vs. Washington (W) 128 (1)
09/17/81 Wilbert Montgomery at Bills (W) 125 (0)	10/03/49 Steve Van Buren at Lions (W) 135 (2)
09/13/81 Wilbert Montgomery vs. Patriots (W) 137 (0)	11/21/48 Steve Van Buren vs. Washington (W) 171 (1)
01/11/81 <i>Wilbert Montgomery vs. Cowboys (W) 194 (1)</i>	11/14/48 Steve Van Buren vs. Yanks (W) 137 (0)
09/14/80 Wilbert Montgomery at Vikings (W) 169 (2)	11/07/48 Steve Van Buren at Giants (W) 143 (2)
12/02/79 Wilbert Montgomery vs. Lions (W) 108 (1)	10/31/48 Steve Van Buren at Steelers (W) 109 (1)
11/25/79 Leroy Harris at Packers (W) 137 (0)	11/02/47 Steve Van Buren at Washington (W) 138 (2)
11/18/79 Wilbert Montgomery vs. Cardinals (W) 118 (0)	10/19/47 Steve Van Buren at Steelers (L) 133 (0)
11/12/79 Wilbert Montgomery at Cowboys (W) 127 (1)	10/05/47 Steve Van Buren vs. Giants (W) 105 (0)
11/04/79 Wilbert Montgomery vs. Browns (L) 197 (1)	11/24/46 Steve Van Buren vs. Washington (L) 130 (0)
10/14/79 Wilbert Montgomery at Cardinals (W) 117 (1)	12/09/45 Steve Van Buren vs. Yanks (W) 100 (3)
10/07/79 Wilbert Montgomery vs. Washington (W) 127 (3)	12/02/45 Steve Van Buren at Giants (L) 100 (2)
09/23/79 Wilbert Montgomery at Giants (W) 126 (0)	11/18/45 Steve Van Buren vs. Steelers (W) 107 (2)
12/17/78 Mike Hogan vs. Giants (W) 100 (0)	11/11/45 Steve Van Buren vs. Giants (W) 129 (2)
Wilbert Montgomery vs. Giants (W) 130 (2)	11/05/44 Steve Van Buren* at Tigers (W) 129 (2)
12/03/78 Wilbert Montgomery at Vikings (L) 115 (1)	11/28/43 Jack Hinkle at Washington (W) 117 (1)
10/15/78 Wilbert Montgomery vs. Washington (W) 125 (1)	11/21/43 Jack Hinkle vs. Lions (W) 132 (1)
10/01/78 Wilbert Montgomery at Colts (W) 144 (1)	11/15/42 Bosh Pritchard* at Dodgers (W) 104 (0)
09/24/78 Wilbert Montgomery vs. Dolphins (W) 111 (0)	09/13/36 Swede Hanson vs. Giants (W) 107 (0)
09/17/78 Wilbert Montgomery at Saints (W) 104 (0)	11/11/34 Swede Hanson vs. Dodgers (L) 118 (0)
12/18/77 Wilbert Montgomery* vs. Jets (W) 103 (2)	11/06/34 Swede Hanson vs. Reds (W) 190 (2)
10/09/77 Herb Lusk at Giants (W) 117 (2)	09/16/34 Swede Hanson at Packers (L) 116 (1)
12/12/76 Mike Hogan* vs. Seahawks (W) 104 (0)	
Tom Sullivan vs. Seahawks (W) 121 (2)	
09/27/76 Mike Hogan* vs. Washington (L) (OT) 100 (0)	
11/25/73 Tom Sullivan vs. Giants (W) 156 (1)	
10/07/73 Norm Bulaich at Bills (L) 104 (0)	
Tom Sullivan at Bills (L) 155 (0)	
09/23/73 Tom Sullivan at Giants (T) 100 (1)	
12/21/69 Cyril Pinder at 49ers (L) 128 (1)	
12/07/69 Tom Woodeshick vs. Washington (L) 102 (0)	
11/16/69 Tom Woodeshick vs. Rams (L) 130 (1)	
12/08/68 Tom Woodeshick vs. Saints (W) 122 (1)	
09/22/68 Tom Woodeshick vs. Giants (L) 129 (1)	
10/29/67 Tom Woodeshick vs. Cowboys (W) 101 (1)	
10/08/67 Tom Woodeshick at Falcons (W) 129 (1)	
12/18/66 Tom Woodeshick at Washington (W) 105 (2)	
12/04/66 Jack Concannon (QB) vs. Steelers (W) 129 (1)	
10/23/66 Timmy Brown at Giants (W) 100 (0)	
09/18/66 Izzy Lang vs. Falcons (W) 114 (1)	
11/28/65 Timmy Brown at Cardinals (W) 180 (1)	
11/07/65 Timmy Brown at Browns (L) 186 (1)	

* Rookie | *Playoff Game*

RICKY WATTERS



RECEPTIONS							
Rk	Player	G	Rec	Yds	Avg	Lg	TD
1.	Harold Carmichael (1971-83)	180	589	8,978	15.2	85t	79
2.	Zach Ertz (TE) (2013-21)	123	579	6,267	10.8	60	38
3.	Pete Retzlaff (TE) (1956-66)	132	452	7,412	16.4	84	47
4.	Brian Westbrook (RB) (2002-09)	107	426	3,790	8.9	62	29
5.	Brent Celek (TE) (2007-17)	175	398	4,998	12.6	73	31
6.	DeSean Jackson (2008-13, '19-20)	95	379	6,512	17.2	91t	35
7.	Pete Pihos (E) (1947-55)	107	373	5,619	15.1	66t	61
8.	Keith Byars (RB) (1986-92)	105	371	3,532	9.5	60	13
9.	Mike Quick (1982-90)	101	363	6,464	17.8	99t	61
10.	Dallas Goedert (TE) (2018-)	94	356	4,129	11.6	61	24
11.	Jeremy Maclin (2009-14)	75	343	4,771	13.9	83t	36
12t.	DeVonta Smith (2021-)	64	311	4,027	12.9	63t	27
	Bobby Walston (WR/K) (1951-62)	148	311	5,363	17.2	75t	46
14.	Fred Barnett (1990-95)	81	308	4,634	15.0	95t	28
15.	LeSean McCoy (RB) (2009-14)	90	300	2,282	7.6	70	10
16.	Jason Avant (2006-13)	116	297	3,646	12.3	58	12
17.	Calvin Williams (1990-96)	93	295	3,840	13.0	80t	34
18.	Tommy McDonald (FL) (1957-63)	88	287	5,499	19.2	91t	66
19.	Duce Staley (RB) (1997-2003)	98	275	2,498	9.1	52t	10
20.	Wilbert Montgomery (RB) (1977-84)	100	266	2,447	9.2	53t	12
21.	A.J. Brown (2022-)	48	262	4,039	15.4	78t	25

RECEIVING YARDS		
Rk	Player	Yds
1.	Harold Carmichael (1971-83)	8,978
2.	Pete Retzlaff (E) (1956-66)	7,412
3.	DeSean Jackson (2008-13, '19-20)	6,512
4.	Mike Quick (1982-90)	6,464
5.	Zach Ertz (TE) (2013-21)	6,267
6.	Pete Pihos (E) (1947-55)	5,619
7.	Tommy McDonald (FL) (1957-63)	5,499
8.	Bobby Walston (WR/K) (1951-62)	5,363
9.	Brent Celek (TE) (2007-17)	4,998
10.	Jeremy Maclin (2009-14)	4,771
11.	Ben Hawkins (FL) (1966-73)	4,764
12.	Fred Barnett (1990-95)	4,634
13.	Dallas Goedert (TE) (2019-)	4,129
14.	A.J. Brown (2022-)	4,039
15.	DeVonta Smith (2021-)	4,027
16.	Calvin Williams (1990-96)	3,840
17.	Brian Westbrook (RB) (2002-09)	3,790
18.	Jason Avant (2006-13)	3,646
19.	Keith Byars (RB) (1986-92)	3,532
20.	Harold Jackson (1969-72)	3,493

RECEIVING AVERAGE		
Rk	Player	Avg
1.	Tommy McDonald (FL) (1957-63)	19.2
2.	Ben Hawkins (FL) (1966-73)	18.3
3.	Mike Quick (1982-90)	17.8
4t.	DeSean Jackson (2008-13, '19-20)	17.2
	Bobby Walston (WR/K) (1951-62)	17.2
6.	Pete Retzlaff (E) (1956-66)	16.4
7.	Harold Jackson (1969-72)	16.3
8t.	A.J. Brown (2022-)	15.4
	Charlie Smith (1974-81)	15.4
10.	Harold Carmichael (1971-83)	15.2

TOUCHDOWNS		
Rk	Player	TD
1.	Harold Carmichael (1971-83)	79
2.	Tommy McDonald (FL) (1957-63)	66
3t.	Mike Quick (1982-90)	61
	Pete Pihos (E) (1947-55)	61
5.	Pete Retzlaff (E) (1956-66)	47
6.	Bobby Walston (WR/K) (1951-62)	46
7.	Zach Ertz (TE) (2013-21)	38
8.	Jeremy Maclin (2009-14)	36
9.	DeSean Jackson (2008-13, '19-20)	35
10.	Calvin Williams (1990-96)	34

CONSECUTIVE GAMES WITH RECEIVING TOUCHDOWN		
Rk	Player	Games
1t.	Mike Quick (1985)	6
	Pete Pihos (1947-48)	6
3t.	5x, last: DeSean Jackson (2009)	5



HAROLD CARMICHAEL



ZACH ERTZ

RECEPTIONS						
Rk	Player	Rec	Yds	Avg	Lg	TD
1.	Zach Ertz (TE) (2018)	116	1,163	10.0	34	8
2.	A.J. Brown (2023)	106	1,456	13.7	59	7
3.	DeVonta Smith (2022)	95	1,196	12.6	45	7
4.	Brian Westbrook (RB) (2007)	90	771	8.6	57t	5
5t.	A.J. Brown (2022)	88	1,496	17.0	78t	11
	Zach Ertz (TE) (2019)	88	916	10.4	30	6
	Irving Fryar (1996)	88	1,195	13.6	42	11
8.	Irving Fryar (1997)	86	1,316	15.3	72t	6
9t.	Jordan Matthews (2015)	85	997	11.7	78t	8
	Jeremy Maclin (2014)	85	1,318	15.5	72	10
					Led NFL	Led Conference



RECEIVING YARDS			TOUCHDOWNS		
Rk	Player	Yds	Rk	Player	TD
1.	A.J. Brown (2022)	1,496	1.	Terrell Owens (2004)	14
2.	A.J. Brown (2023)	1,456	2t.	Mike Quick (1983)	13
3.	Mike Quick (1983)	1,409		Tommy McDonald (FL) (1961)	13
4.	DeSean Jackson (2013)	1,332		Tommy McDonald (FL) (1960)	13
5.	Jeremy Maclin (2014)	1,318	5t.	A.J. Brown (2022)	11
6.	Irving Fryar (1997)	1,316		Irving Fryar (1996)	11
7.	Ben Hawkins (FL) (1967)	1,265		Cris Carter (1989)	11
8.	Mike Quick (1985)	1,247		Mike Quick (1987)	11
9.	Terrell Owens (2004)	1,200		Mike Quick (1985)	11
10.	DeVonta Smith (2022)	1,196		Harold Carmichael (1979)	11
11.	Irving Fryar (1996)	1,195		Bobby Walston (WR/K) (1954)	11
12.	Pete Retzlaff (TE) (1965)	1,190		Pete Pihos (E) (1948)	11
13.	Zach Ertz (TE) (2018)	1,163	13t.	Jeremy Maclin (2014)	10
14.	DeSean Jackson (2009)	1,156		Jeremy Maclin (2010)	10
15.	Tommy McDonald (FL) (1962)	1,146		Calvin Williams (1993)	10
16.	Tommy McDonald (FL) (1961)	1,144		Ben Hawkins (FL) (1967)	10
17.	Fred Barnett (1994)	1,127		Pete Retzlaff (TE) (1965)	10
18t.	Harold Carmichael (1973)	1,116		Tommy McDonald (FL) (1962)	10
	Harold Jackson (1969)	1,116		Tommy McDonald (FL) (1959)	10
20.	Kevin Curtis (2007)	1,110		Pete Pihos (E) (1954)	10
21.	Fred Barnett (1992)	1,083		Pete Pihos (E) (1953)	10
22.	A.J. Brown (2024)	1,079			
23.	Harold Carmichael (1978)	1,072			
24.	DeVonta Smith (2023)	1,066			
25.	DeSean Jackson (2010)	1,056			

300-100-100 PERFORMANCES IN SAME GAME			
Date	300+ Yard Passer (Yds)	100+ Yard Rusher (Yds)	100+ Yard Receiver (Yds)
9/22/24 at Saints	Jalen Hurts (311)	Saquon Barkley (147)	Dallas Goedert (170)
9/23/07 vs. Lions	Donovan McNabb (381)	Brian Westbrook (110)	Kevin Curtis (221)
10/22/06 at Buccaneers	Donovan McNabb (302)	Brian Westbrook (101)	Brian Westbrook (111)
10/1/00 vs. Falcons	Donovan McNabb (311)	Brian Mitchell (105)	Brian Westbrook (113)
12/13/92 at Seahawks	Randall Cunningham (365)	Herschel Walker (111)	Torrance Small (122)
11/29/87 at Patriots	Randall Cunningham (314)	Anthony Toney (123)	Fred Barnett (161)
11/7/65 at Browns	Norm Snead (362)	Timmy Brown (186)	Mike Quick (121)
11/25/62 vs. Cowboys	Sonny Jurgensen (342)	Timmy Brown (107)	Pete Retzlaff (151)
11/15/53 vs. Colts	Bobby Thomason (329)	Don Johnson (100)	Pete Retzlaff (113)
			Tommy McDonald (108)
			Pete Pihos (118)
			Bobby Walston (110)



RECEPTIONS		
Rk	Player	Rec
1.	Zach Ertz (TE) (12/20/14 at Washington).....	15
2t.	Zach Ertz (TE) (11/11/18 vs. Cowboys).....	14
	Brian Westbrook (RB) (11/4/07 vs. Cowboys).....	14
	Don Looney (E) (12/1/40 at Washington).....	14
5t.	Zach Ertz (TE) (1/1/17 vs. Cowboys).....	13
	Zach Ertz (TE) (12/26/15 vs. Washington).....	13
	Jeremy Maclin (9/18/11 at Falcons).....	13
8t.	Zach Ertz (TE) (12/24/19 vs. Seahawks).....	12
	Zach Ertz (TE) (12/23/18 vs. Texans).....	12
	Jeremy Maclin (10/26/14 at Cardinals).....	12
	LeSean McCoy (RB) (10/3/10 vs. Washington).....	12
	Brian Westbrook (RB) (11/19/06 vs. Titans).....	12
	Keith Byars (RB) (9/30/90 vs. Colts).....	12
	Keith Jackson (TE) (11/19/89 vs. Vikings).....	12
	Keith Jackson (TE) (9/17/89 at Washington).....	12
	John Spagnola (TE) (10/6/85 at Saints).....	12
	Harold Carmichael (10/14/73 at Cardinals).....	12

RECEIVING YARDS		
Rk	Player	Yds
1.	Tommy McDonald (FL) (12/10/61 vs. Giants).....	237
2.	Kevin Curtis (9/23/07 vs. Lions).....	221
3.	DeSean Jackson (12/12/10 at Cowboys).....	210
4.	Pete Retzlaff (TE) (11/14/65 vs. Washington).....	204
5.	Bud Grant (E) (12/7/52 vs. Texans).....	203
6.	Timmy Brown (B) (12/16/62 at Cardinals).....	199
7.	Ben Hawkins (FL) (10/22/67 at Cardinals).....	197
8.	DeSean Jackson (12/15/13 at Vikings).....	195
9.	Harold Jackson (10/11/70 at Giants).....	194
10t.	DeSean Jackson (9/15/13 vs. Chargers).....	193
	Fred Barnett (9/13/92 at Cardinals).....	193

TOUCHDOWNS		
Rk	Player	TD
1t.	Irving Fryar (10/20/96 vs. Dolphins).....	4
	Ben Hawkins (FL) (9/28/69 vs. Steelers).....	4
3t.	24x, last: A.J. Brown (10/30/22 vs. Steelers).....	3



200+ RECEIVING YARDS		
200+ YARD RECEIVING GAMES, Career		
Rk	Player	Games
1t.	DeSean Jackson (2008-13, '19-20).....	1
	Kevin Curtis (2007-09).....	1
	Pete Retzlaff (TE) (1956-66).....	1
	Tommy McDonald (FL) (1957-63).....	1
	Bud Grant (E) (1951-52).....	1

150+ RECEIVING YARDS		
150+ YARD RECEIVING GAMES, Career		
Rk	Player	Games
1.	DeSean Jackson (2008-13, '19-20).....	8
2t.	Jeremy Maclin (2009-14).....	5
	Tommy McDonald (FL) (1957-63).....	5
4t.	A.J. Brown (2022-).....	4
	Fred Barnett (1990-95).....	4
	Ben Hawkins (FL) (1966-73).....	4

100+ RECEIVING YARDS		
100+ YARD RECEIVING GAMES, Career		
Rk	Player	Games
1.	Pete Retzlaff (TE) (1956-66).....	23
2t.	DeSean Jackson (2008-13, '19-20).....	21
	Mike Quick (1982-90).....	21
	Harold Carmichael (1971-83).....	21
5t.	A.J. Brown (2022-).....	17
	Tommy McDonald (FL) (1957-63).....	17
7.	Fred Barnett (1990-95).....	15
8t.	Jeremy Maclin (2009-14).....	14
	Pete Pihos (E) (1947-55).....	14
10t.	DeVonta Smith (2021-).....	13
	Ben Hawkins (FL) (1966-73).....	13
	Harold Jackson (1969-72).....	13
Includes playoff games		

100+ YARD RECEIVING GAMES, Season		
Rk	Player	Games
1t.	A.J. Brown (2023).....	7
	Terrell Owens (2004).....	7
3t.	Irving Fryar (1997).....	6
	Mike Quick (1983).....	6
5t.	13x, last: A.J. Brown (2024).....	5
Regular season only		

CONSECUTIVE 100+ YARD RECEIVING GAMES		
Rk	Player	Games
1.	A.J. Smith (2023).....	6
2t.	Terrell Owens (2004).....	5
	Harold Jackson (1971-72).....	5
4.	Mike Quick (1983).....	4
5t.	8x, last: DeVonta Smith (2022).....	3
Regular season only		



100+ YARD RECEIVING GAMES (TDs)

12/29/24 DeVonta Smith vs. Cowboys (W)6, 120 (2)	11/08/15 Jordan Matthews at Cowboys (W)9, 133 (1)
12/15/24 A.J. Brown vs. Steelers (W)8, 110 (1)	09/14/15 Jordan Matthews at Falcons (L)10, 102 (0)
12/15/24 DeVonta Smith vs. Steelers (W)11, 109 (1)	12/28/14 Jordan Matthews* at Giants (W)8, 105 (1)
11/24/24 A.J. Brown at Rams (W)6, 109 (1)	12/20/14 Zach Ertz (TE) at Washington (L)15, 115 (0)
11/10/24 A.J. Brown at Cowboys (W)5, 109 (0)	11/27/14 Jeremy Maclin at Cowboys (W)8, 108 (0)
10/13/24 A.J. Brown vs. Browns (W)6, 116 (1)	11/16/14 Jordan Matthews* at Packers (L)5, 107 (1)
09/22/24 Dallas Goedert at Saints (W)10, 170 (0)	11/10/14 Brent Celek (TE) vs. Panthers (W)5, 116 (0)
09/06/24 A.J. Brown vs. Packers (W)5, 119 (1) Jordan Matthews* vs. Panthers (W)7, 138 (2)
01/16/24 DeVonta Smith at Buccaneers (L)8, 148 (0)	11/02/14 Jeremy Maclin at Texans (W)6, 158 (2)
12/03/23 A.J. Brown vs. 49ers (L)8, 114 (0)	10/26/14 Jeremy Maclin at Cardinals (L)12, 187 (2)
11/26/23 DeVonta Smith vs. Bills (W)7, 106 (1)	09/21/14 Jeremy Maclin vs. Washington (W)8, 154 (1)
10/29/23 A.J. Brown at Commanders (W)8, 130 (2)	09/15/14 Darren Sproles (RB) at Colts (W)7, 152 (0)
10/22/23 A.J. Brown vs. Dolphins (W)10, 137 (1)	12/15/13 DeSean Jackson at Vikings (L)10, 195 (1)
10/15/23 A.J. Brown at Jets (L)7, 131 (0)	11/10/13 Riley Cooper at Packers (W)3, 102 (2)
10/08/23 A.J. Brown at Rams (W)6, 127 (0)	11/03/13 Riley Cooper at Raiders (W)5, 139 (3)
10/08/23 Dallas Goedert at Rams (W)8, 117 (1) DeSean Jackson at Raiders (W)5, 150 (1)
10/01/23 A.J. Brown vs. Commanders (W)9, 175 (2)	10/13/13 Riley Cooper at Buccaneers (W)4, 120 (1)
09/25/23 A.J. Brown at Buccaneers (W)9, 131 (0)	10/06/13 DeSean Jackson at Giants (W)7, 132 (1)
09/14/23 DeVonta Smith vs. Vikings (W)4, 131 (1)	09/15/13 DeSean Jackson vs. Chargers (L)9, 193 (1)
02/12/23 DeVonta Smith vs. Chiefs (L)7, 100 (0) LeSean McCoy (RB) vs. Chargers (L)5, 114 (0)
01/01/23 DeVonta Smith vs. Saints (L)9, 115 (0)	09/09/13 DeSean Jackson at Washington (W)7, 104 (1)
12/24/22 DeVonta Smith at Cowboys (L)8, 113 (2)	12/23/12 Jeremy Maclin vs. Washington (L)8, 116 (1)
..... A.J. Brown at Cowboys (L)6, 103 (0)	12/09/12 Jason Avant at Buccaneers (W)7, 133 (0)
12/18/22 A.J. Brown at Bears (W)9, 181 (0) Jeremy Maclin at Buccaneers (W)9, 104 (1)
..... DeVonta Smith at Bears (W)5, 126 (0)	11/05/12 DeSean Jackson at Saints (L)3, 100 (1)
12/04/22 A.J. Brown vs. Titans (W)8, 119 (2)	10/14/12 Jeremy Maclin vs. Lions (L)6, 130 (1)
..... DeVonta Smith vs. Titans (W)5, 102 (1)	09/16/12 Brent Celek (TE) vs. Ravens (W)8, 157 (0)
11/03/22 Dallas Goedert at Texans (W)8, 100 (1) DeSean Jackson vs. Ravens (W)7, 114 (0)
10/30/22 A.J. Brown vs. Steelers (W)6, 156 (3)	01/01/12 Jeremy Maclin vs. Washington (W)8, 105 (0)
09/25/22 DeVonta Smith at Commanders (W)8, 169 (1)	12/18/11 Brent Celek (TE) vs. Jets (W)5, 156 (1)
09/11/22 A.J. Brown at Lions (W)10, 155 (0)	11/27/11 Jason Avant vs. Patriots (L)8, 110 (1)
12/21/21 Dallas Goedert vs. Washington (W)7, 135 (0)	10/16/11 Jeremy Maclin at Washington (W)5, 101 (0)
12/05/21 Dallas Goedert at Jets (W)6, 105 (2)	10/09/11 Jason Avant at Bills (L)9, 139 (0)
11/07/21 DeVonta Smith vs. Chargers (L)5, 116 (1)	10/02/11 DeSean Jackson vs. 49ers (L)6, 171 (0)
10/03/21 DeVonta Smith vs. Chiefs (L)7, 122 (0)	09/18/11 Jeremy Maclin at Falcons (L)13, 171 (2)
09/19/21 Quez Watkins vs. 49ers (L)2, 117 (0)	09/11/11 DeSean Jackson at Rams (W)6, 102 (1)
10/11/20 Travis Fulham at Steelers (L)10, 152 (1)	12/12/10 DeSean Jackson at Cowboys (W)4, 210 (1)
09/13/20 Dallas Goedert (TE) at Washington (L)8, 101 (1)	11/21/10 Jeremy Maclin vs. Giants (W)9, 120 (0)
12/01/19 Alshon Jeffery at Dolphins (L)9, 137 (1)	11/07/10 DeSean Jackson vs. Colts (W)7, 109 (1)
11/03/19 Zach Ertz (TE) vs. Bears (W)9, 103 (1)	10/17/10 Jeremy Maclin vs. Falcons (W)7, 159 (2)
09/15/19 Nelson Agholor at Falcons (L)8, 107 (1)	10/03/10 LeSean McCoy (RB) vs. Washington (L)12, 110 (0)
09/08/19 DeSean Jackson vs. Washington (W)8, 154 (2)	09/26/10 DeSean Jackson at Jaguars (W)5, 153 (1)
12/23/18 Nelson Agholor vs. Texans (W)5, 116 (1)	09/19/10 DeSean Jackson at Lions (W)4, 135 (1)
..... Zach Ertz (TE) vs. Texans (W)12, 110 (2)	01/09/10 Jeremy Maclin* at Cowboys (L)7, 146 (1)
12/16/18 Alshon Jeffery at Rams (W)8, 160 (0)	12/27/09 Brent Celek (TE) vs. Broncos (W)4, 121 (1)
11/11/18 Zach Ertz (TE) vs. Cowboys (L)14, 145 (2)	12/20/09 DeSean Jackson vs. 49ers (W)6, 140 (1)
10/21/18 Zach Ertz (TE) vs. Panthers (L)9, 138 (0)	12/13/09 DeSean Jackson at Giants (W)6, 178 (1)
10/07/18 Zach Ertz (TE) vs. Vikings (L)10, 110 (1)	11/22/09 DeSean Jackson at Bears (W)8, 107 (1)
09/30/18 Zach Ertz (TE) at Titans (L)10, 112 (0)	11/15/09 Jason Avant at Chargers (L)8, 156 (0)
..... Alshon Jeffery at Titans (L)8, 105 (1)	10/11/09 Jeremy Maclin* vs. Buccaneers (W)6, 142 (2)
02/04/18 Corey Clement* (RB) at Patriots (W)4, 100 (1)	09/27/09 Brent Celek (TE) vs. Chiefs (W)8, 104 (1)
12/10/17 Torrey Smith at Rams (W)6, 100 (0) DeSean Jackson vs. Chiefs (W)6, 149 (1)
12/03/17 Nelson Agholor at Seahawks (L)7, 141 (1)	09/20/09 Brent Celek (TE) vs. Saints (L)8, 104 (0)
11/26/17 Zach Ertz (TE) vs. Bears (W)10, 103 (1) DeSean Jackson vs. Saints (L)4, 101 (1)
01/01/17 Zach Ertz (TE) vs. Cowboys (W)13, 139 (2)	01/18/09 Kevin Curtis at Cardinals (L)4, 122 (0)
12/11/16 Zach Ertz (TE) vs. Washington (L)10, 112 (0)	12/15/08 Jason Avant vs. Browns (W)5, 101 (0)
09/25/16 Darren Sproles (RB) vs. Steelers (W)6, 128 (1)	11/02/08 Brent Celek (TE) at Seahawks (W)6, 131 (0)
09/11/16 Jordan Matthews vs. Browns (W)7, 114 (1)	09/15/08 DeSean Jackson* at Cowboys (L)6, 110 (0)
01/03/16 Zach Ertz (TE) at Giants (W)9, 152 (0)	09/07/08 Hank Baskett vs. Rams (W)2, 102 (1)
12/26/15 Zach Ertz (TE) vs. Washington (L)13, 122 (0) DeSean Jackson* vs. Rams (W) - NFL debut6, 106 (0)
..... Jordan Matthews vs. Washington (L)6, 104 (1) Greg Lewis vs. Rams (W)5, 104 (0)
12/20/15 Jordan Matthews vs. Cardinals (L)8, 159 (1)	12/02/07 Kevin Curtis vs. Seahawks (L)6, 111 (1)
11/15/15 Brent Celek (TE) vs. Dolphins (L)4, 134 (0)	10/28/07 Reggie Brown at Vikings (W)8, 105 (0)




100+ YARD RECEIVING GAMES (TDs)

10/14/07..... Kevin Curtis at Jets (W).....5, 121 (1)	11/28/93..... Herschel Walker (RB) at Washington (W).....10, 103 (0)
09/23/07..... Kevin Curtis vs. Lions (W).....11, 221 (3)	09/19/93..... Calvin Williams vs. Washington (W).....8, 181 (3)
..... Brian Westbrook (RB) vs. Lions (W).....5, 111 (1)	01/03/93..... <i>Fred Barnett at Saints (W).....4, 102 (2)</i>
01/13/07..... <i>Donté Stallworth at Saints (L).....3, 100 (1)</i>	12/13/92..... Fred Barnett at Seahawks (W) (OT).....9, 161 (0)
12/31/06..... Hank Baskett* vs. Falcons (W).....7, 177 (1)	09/20/92..... Fred Barnett vs. Broncos (W).....5, 102 (1)
12/04/06..... Donté Stallworth vs. Panthers (W).....4, 111 (1) Calvin Williams vs. Broncos (W).....5, 108 (2)
11/12/06..... Donté Stallworth vs. Washington (W).....6, 139 (1)	09/13/92..... Fred Barnett at Cardinals (W).....8, 193 (2)
10/22/06..... Brian Westbrook (RB) at Buccaneers (L).....7, 113 (1)	11/17/91..... Fred Barnett vs. Bengals (W).....6, 108 (0)
10/15/06..... Reggie Brown at Saints (W).....6, 121 (1)	11/10/91..... Fred Barnett at Browns (W).....8, 146 (1)
10/08/06..... Hank Baskett* vs. Cowboys (W).....3, 112 (1)	09/22/91..... Roy Green vs. Steelers (W).....6, 114 (0)
09/24/06..... Reggie Brown at 49ers (W).....5, 106 (0)	09/15/91..... Fred Barnett at Cowboys (W).....7, 111 (1)
09/17/06..... L.J. Smith (TE) vs. Giants (L) (OT).....7, 111 (0)	09/01/91..... Keith Byars (RB) at Packers (W).....8, 111 (1)
09/10/06..... Donté Stallworth at Texans (W).....6, 141 (1)	01/05/91..... <i>Keith Jackson (TE) vs. Washington (L).....5, 116 (0)</i>
10/30/05..... Terrell Owens at Broncos (L).....3, 154 (1)	12/16/90..... Fred Barnett* vs. Packers (W).....5, 108 (0)
10/02/05..... Terrell Owens at Chiefs (W).....11, 171 (1)	12/02/90..... Fred Barnett* at Bills (L).....2, 112 (1)
09/25/05..... Brian Westbrook (RB) vs. Raiders (W).....6, 140 (1)	11/25/90..... Keith Byars (RB) vs. Giants (W).....8, 128 (0)
09/18/05..... Terrell Owens vs. 49ers (W).....5, 143 (2)	10/15/90..... Fred Barnett* vs. Vikings (W).....4, 114 (1)
..... L.J. Smith (TE) vs. 49ers (W).....9, 119 (1)	09/30/90..... Keith Byars (RB) vs. Colts (L).....12, 133 (0)
09/12/05..... Terrell Owens at Falcons (L).....7, 112 (0)	12/18/89..... Keith Byars (RB) at Saints (L).....6, 109 (0)
02/06/05..... <i>Terrell Owens vs. Patriots (L).....9, 122 (0)</i>	10/02/89..... Cris Carter at Bears (L).....8, 113 (0)
12/05/04..... Terrell Owens vs. Packers (W).....8, 161 (1)	09/17/89..... Keith Byars (RB) at Washington (W).....8, 130 (0)
..... Brian Westbrook (RB) vs. Packers (W).....11, 156 (3) Keith Jackson (TE) at Washington (W).....12, 126 (3)
11/21/04..... Todd Pinkston vs. Washington (W).....5, 106 (0)	09/10/89..... Mike Quick vs. Seahawks (W).....6, 140 (1)
11/15/04..... Terrell Owens at Cowboys (W).....6, 134 (3)	12/31/88..... <i>Keith Byars (RB) at Bears (L).....9, 103 (0)</i>
10/31/04..... Terrell Owens vs. Ravens (W).....8, 101 (1) <i>Keith Jackson* (TE) at Bears (L).....7, 142 (0)</i>
10/24/04..... Terrell Owens at Browns (W) (OT).....4, 109 (2)	10/10/88..... Cris Carter vs. Giants (W).....5, 162 (1)
..... Todd Pinkston at Browns (W) (OT).....6, 100 (0)	09/18/88..... Mike Quick at Washington (L).....4, 105 (1)
10/17/04..... Terrell Owens vs. Panthers (W).....4, 123 (0)	12/20/87..... Mike Quick at Jets (W).....6, 148 (2)
10/03/04..... Terrell Owens at Bears (W).....8, 110 (1)	11/29/87..... Mike Quick at Patriots (W) (OT).....5, 121 (2)
09/26/04..... Terrell Owens at Lions (W).....6, 107 (1)	10/18/87..... Otis Grant at Packers (L) (OT).....7, 135 (0)
12/21/03..... Todd Pinkston vs. 49ers (L) (OT).....5, 121 (1)	10/11/87..... Kevin Bowman at Cowboys (L).....5, 123 (1)
09/22/02..... Antonio Freeman vs. Cowboys (W).....6, 118 (1)	12/07/86..... Mike Quick vs. Cardinals (T) (OT).....5, 127 (0)
09/16/02..... James Thrash at Washington (W).....6, 107 (1)	11/30/86..... Mike Quick at Raiders (W) (OT).....8, 145 (3)
12/30/01..... James Thrash vs. Giants (W).....7, 143 (1)	09/21/86..... Kenny Jackson vs. Broncos (L).....5, 127 (1)
12/22/01..... Duce Staley (RB) at 49ers (L).....9, 103 (0)	12/01/85..... Mike Quick vs. Vikings (L).....8, 127 (1)
09/23/01..... James Thrash at Seahawks (W).....10, 165 (2)	11/10/85..... Mike Quick vs. Falcons (W).....3, 145 (1)
12/10/00..... Chad Lewis (TE) at Browns (W).....5, 100 (0)	11/03/85..... Mike Quick at 49ers (L).....6, 146 (1)
10/01/00..... Torrance Small vs. Falcons (W).....4, 122 (1)	10/27/85..... Mike Quick vs. Bills (W).....8, 117 (1)
10/31/99..... Torrance Small vs. Giants (L) (OT).....4, 119 (1)	10/20/85..... Kenny Jackson vs. Cowboys (W).....6, 134 (1)
11/30/97..... Irving Fryar vs. Bengals (W).....7, 122 (0)	10/13/85..... Herman Hunter* (RB) vs. Cardinals (W).....6, 120 (1)
11/23/97..... Irving Fryar vs. Steelers (W).....7, 116 (1)	10/06/85..... John Spagnola (TE) at Saints (L).....12, 124 (2)
11/10/97..... Irving Fryar vs. 49ers (L).....9, 138 (0)	12/16/84..... Mike Quick at Falcons (L).....7, 135 (1)
10/12/97..... Irving Fryar at Jaguars (L).....10, 124 (3)	12/02/84..... John Spagnola (TE) vs. Cowboys (L).....11, 114 (0)
09/28/97..... Irving Fryar at Vikings (L).....9, 120 (1)	11/25/84..... Mike Quick at Cardinals (L).....8, 107 (1)
09/07/97..... Irving Fryar vs. Packers (W).....8, 125 (0)	11/04/84..... Mike Quick at Lions (T) (OT).....5, 110 (1)
08/31/97..... Michael Timpson at Giants (L).....9, 125 (0)	10/28/84..... Mike Quick vs. Cardinals (L).....6, 170 (1)
11/24/96..... Irving Fryar at Cardinals (L).....7, 131 (0)	09/02/84..... Mike Quick at Giants (L).....8, 147 (1)
11/17/96..... Chris T. Jones vs. Washington (L).....7, 103 (1)	12/18/83..... Harold Carmichael at Cardinals (L).....5, 102 (0)
11/03/96..... Irving Fryar at Cowboys (W).....9, 120 (1)	11/27/83..... Melvin Hoover at Washington (L).....4, 128 (0)
10/27/96..... Irving Fryar vs. Panthers (W).....7, 143 (0) Mike Quick at Washington (L).....5, 104 (2)
10/20/96..... Irving Fryar vs. Dolphins (W).....8, 116 (4)	11/06/83..... Mike Quick vs. Cowboys (L).....7, 120 (1)
09/15/96..... Chris T. Jones vs. Lions (W).....9, 121 (1)	10/02/83..... Mike Quick at Falcons (W).....4, 122 (1)
12/30/95..... <i>Fred Barnett vs. Lions (W).....8, 109 (1)</i>	09/25/83..... Mike Quick vs. Cardinals (L).....6, 133 (0)
12/17/95..... Calvin Williams vs. Cardinals (W).....7, 105 (1)	09/18/83..... Mike Quick at Broncos (W).....6, 152 (1)
11/12/95..... Fred Barnett vs. Broncos (W).....7, 105 (0)	09/11/83..... Harold Carmichael vs. Washington (L).....9, 108 (0)
12/24/94..... Calvin Williams at Bengals (L).....6, 122 (0) Mike Quick vs. Washington (L).....4, 106 (1)
11/06/94..... Fred Barnett vs. Cardinals (W).....11, 173 (2)	11/28/82..... Harold Carmichael at Washington (L).....6, 109 (1)
10/24/94..... Fred Barnett vs. Oilers (W).....5, 187 (1)	09/19/82..... Harold Carmichael at Browns (W).....6, 100 (0)
10/02/94..... Calvin Williams at 49ers (W).....9, 122 (0)	11/08/81..... Harold Carmichael at Cardinals (W).....5, 103 (2)
09/12/94..... Fred Barnett vs. Bears (W).....8, 102 (0)	11/01/81..... Harold Carmichael vs. Cowboys (L).....5, 151 (1)
01/03/94..... James Joseph (RB) at 49ers (W) (OT).....6, 109 (0)	10/18/81..... Harold Carmichael at Vikings (L).....8, 109 (1)
12/19/93..... Calvin Williams at Colts (W).....6, 105 (1) Wilbert Montgomery (RB) at Vikings (L).....10, 143 (1)
12/12/93..... Herschel Walker (RB) vs. Bills (L).....11, 109 (0)	12/14/80..... Charlie Smith vs. Cardinals (W).....7, 134 (0)




100+ YARD RECEIVING GAMES (TDs)

11/09/80..... Charlie Smith at Saints (W).....9, 137 (0)	10/06/68..... Ben Hawkins at Washington (L).....6, 105 (1)
11/02/80..... Charlie Smith at Seahawks (W).....5, 109 (1)	09/29/68..... Ben Hawkins vs. Cowboys (L).....6, 103 (0)
09/28/80..... Harold Carmichael at Cardinals (L).....5, 108 (0)	12/03/67..... Ben Hawkins at Washington (T).....5, 151 (2)
09/07/80..... Harold Carmichael vs. Broncos (W).....3, 135 (1)	10/22/67..... Ben Hawkins at Cardinals (L).....6, 197 (1)
12/23/79..... <i>Harold Carmichael vs. Bears (W).....6, 111 (2)</i>	10/15/67..... Ben Hawkins vs. 49ers (L).....6, 150 (1)
09/10/79..... Harold Carmichael vs. Falcons (L).....9, 127 (0)	10/01/67..... Ben Hawkins vs. Steelers (W).....8, 187 (2)
12/24/78..... <i>Charlie Smith at Falcons (L).....7, 108 (0)</i>	09/17/67..... Gary Ballman vs. Washington (W).....4, 105 (2)
12/03/78..... Harold Carmichael at Vikings (L).....4, 115 (2)	Ben Hawkins vs. Washington (W).....5, 100 (0)
11/19/78..... Harold Carmichael at Giants (W).....5, 105 (0)	09/25/66..... Pete Retzlaff (TE) vs. Giants (W).....5, 120 (1)
10/29/78..... Harold Carmichael vs. Cardinals (L).....7, 126 (1)	12/05/65..... Ray Poage vs. Cowboys (L).....5, 142 (1)
10/22/78..... Keith Krepfle (TE) at Cowboys (L).....4, 100 (1)	Pete Retzlaff (TE) vs. Cowboys (L).....6, 118 (0)
10/30/77..... Harold Carmichael at Washington (L).....4, 116 (1)	11/28/65..... Pete Retzlaff (TE) at Cardinals (W).....9, 148 (3)
11/09/75..... Charlie Smith vs. Cardinals (L).....7, 102 (0)	11/14/65..... Pete Retzlaff (TE) vs. Washington (W).....7, 204 (0)
12/08/74..... Charle Young (TE) at Giants (W).....9, 103 (1)	11/07/65..... Pete Retzlaff (TE) at Browns (L).....7, 151 (3)
11/17/74..... Charle Young (TE) vs. Cardinals (L).....7, 101 (0)	10/17/65..... Pete Retzlaff (TE) at Giants (L).....6, 133 (1)
12/16/73..... Harold Carmichael at Washington (L).....4, 111 (0)	09/26/65..... Timmy Brown (RB) vs. Giants (L).....8, 106 (0)
Charle Young* (TE) at Washington (L).....5, 104 (1)	09/19/65..... Timmy Brown (RB) vs. Cardinals (W).....7, 129 (1)
12/09/73..... Harold Carmichael vs. Jets (W).....5, 146 (1)	12/13/64..... Pete Retzlaff (TE) at Cardinals (L).....6, 106 (1)
12/02/73..... Charle Young* (TE) at 49ers (L).....6, 112 (1)	11/29/64..... Pete Retzlaff (TE) at Browns (L).....5, 100 (1)
11/18/73..... Charle Young* (TE) at Cowboys (L).....4, 113 (1)	11/08/64..... Pete Retzlaff (TE) at Rams (L).....6, 105 (0)
11/11/73..... Harold Carmichael vs. Falcons (L).....6, 105 (1)	10/25/64..... Bill Mack at Steelers (W).....3, 104 (1)
11/04/73..... Charle Young* (TE) vs. Patriots (W).....8, 108 (2)	10/04/64..... Timmy Brown (RB) vs. Steelers (W).....2, 110 (2)
10/14/73..... Harold Carmichael at Cardinals (W).....12, 187 (2)	09/20/64..... Pete Retzlaff (TE) vs. 49ers (L).....8, 121 (1)
09/30/73..... Norm Bulaich vs. Washington (L).....6, 109 (1)	09/13/64..... Pete Retzlaff (TE) vs. Giants (W).....6, 139 (1)
09/23/73..... Harold Carmichael at Giants (T).....5, 103 (1)	10/13/63..... Tommy McDonald at Washington (W).....8, 139 (2)
12/17/72..... Harold Carmichael at Cardinals (L).....5, 100 (1)	10/06/63..... Pete Retzlaff (TE) vs. Cowboys (W).....4, 107 (0)
11/26/72..... Harold Jackson at Giants (L).....5, 152 (1)	09/15/63..... Tommy McDonald vs. Steelers (T).....7, 179 (2)
10/02/72..... Harold Jackson vs. Giants (L).....9, 138 (0)	12/16/62..... Timmy Brown (RB) at Cardinals (L).....5, 199 (2)
09/24/72..... Harold Jackson vs. Browns (L).....7, 131 (1)	Tommy McDonald at Cardinals (L).....4, 162 (3)
09/17/72..... Harold Jackson at Cowboys (L).....9, 161 (0)	12/09/62..... Pete Retzlaff (TE) vs. Steelers (L).....7, 122 (2)
12/19/71..... Harold Jackson at Giants (W).....7, 145 (1)	12/02/62..... Pete Retzlaff (TE) at Washington (W).....8, 135 (1)
12/12/71..... Harold Jackson vs. Cardinals (W).....4, 109 (1)	11/25/62..... Tommy McDonald vs. Cowboys (W).....3, 108 (1)
11/28/71..... Ben Hawkins vs. Washington (L).....7, 126 (0)	Pete Retzlaff (TE) vs. Cowboys (W).....4, 113 (0)
11/21/71..... Harold Jackson at Cardinals (W).....8, 117 (1)	10/28/62..... Timmy Brown (RB) at Vikings (L).....5, 174 (1)
09/19/71..... Ben Hawkins at Bengals (L).....7, 118 (2)	10/21/62..... Howard Cassady vs. Washington (L).....8, 133 (2)
11/01/70..... Ben Hawkins at Cowboys (L).....2, 105 (1)	10/14/62..... Tommy McDonald at Cowboys (L).....7, 131 (0)
10/11/70..... Harold Jackson at Giants (L).....7, 194 (2)	09/30/62..... Tommy McDonald vs. Browns (W).....6, 140 (1)
12/07/69..... Ben Hawkins vs. Washington (L).....4, 112 (0)	09/23/62..... Timmy Brown (RB) vs. Giants (L).....9, 160 (1)
11/30/69..... Gary Ballman at Saints (L).....4, 119 (1)	09/16/62..... Pete Retzlaff (TE) vs. Cardinals (L).....4, 126 (0)
11/23/69..... Harold Jackson at Cardinals (W).....8, 127 (0)	12/17/61..... Pete Retzlaff (TE) at Lions (W).....9, 105 (1)
11/09/69..... Harold Jackson at Washington (T).....8, 112 (0)	12/10/61..... Tommy McDonald vs. Giants (L).....7, 237 (2)
10/26/69..... Harold Jackson vs. Saints (W).....6, 105 (0)	11/26/61..... Tommy McDonald vs. Cowboys (W).....5, 131 (3)
10/19/69..... Harold Jackson at Cowboys (L).....3, 107 (1)	11/05/61..... Tommy McDonald vs. Bears (W).....6, 109 (1)
10/13/69..... Harold Jackson at Colts (L).....8, 138 (1)	10/29/61..... Tommy McDonald at Washington (W).....7, 141 (1)
10/05/69..... Gary Ballman vs. Cowboys (L).....5, 108 (0)	Pete Retzlaff (TE) at Washington (W).....7, 125 (2)
09/28/69..... Ben Hawkins vs. Steelers (W).....7, 145 (4)	10/01/61..... Tommy McDonald vs. Cardinals (L).....11, 187 (0)
11/10/68..... Fred Hill (TE) vs. Washington (L).....9, 114 (0)	Bobby Walston vs. Cardinals (L).....2, 127 (0)
10/27/68..... Ben Hawkins at Steelers (L).....7, 108 (0)	12/18/60..... Timmy Brown (RB) at Washington (W).....5, 128 (1)



PETE RETZLAFF



TOMMY McDONALD



100+ YARD RECEIVING GAMES (TDs)

	Tommy McDonald at Washington (W).....	2, 116 (2)
	Pete Retzlaff (TE) at Washington (W).....	5, 110 (1)
12/11/60	Timmy Brown (RB) at Steelers (L).....	3, 112 (1)
12/04/60	Pete Retzlaff (TE) at Cardinals (W).....	5, 123 (1)
11/20/60	Bobby Walston at Giants (W).....	6, 119 (0)
11/06/60	Tommy McDonald vs. Steelers (W).....	8, 141 (3)
10/09/60	Pete Retzlaff (TE) vs. Cardinals (W).....	7, 132 (2)
12/06/59	Tommy McDonald at Washington (W).....	9, 153 (3)
11/15/59	Pete Retzlaff (TE) vs. Cardinals (W).....	5, 137 (1)
10/25/59	Tommy McDonald at Cardinals (W).....	3, 122 (2)
10/04/59	Tommy McDonald vs. Giants (W).....	6, 133 (3)
12/14/58	Tommy McDonald at Washington (L).....	4, 148 (0)
11/16/58	Bill Barnes (RB) vs. Cardinals (W).....	7, 109 (0)
10/26/58	Pete Retzlaff (TE) at Packers (L).....	6, 121 (0)
10/14/56	Bobby Walston at Steelers (W).....	4, 108 (1)
09/30/56	Bobby Walston at Rams (L).....	5, 115 (0)
12/11/55	Pete Pihos at Bears (L).....	11, 114 (0)
12/04/55	Pete Pihos vs. Cardinals (W).....	10, 127 (1)
11/27/55	Pete Pihos vs. Rams (L).....	6, 103 (1)
11/13/55	Bill Stribling vs. Browns (W).....	6, 123 (2)
11/06/55	Pete Pihos at Washington (W).....	8, 119 (1)
12/12/54	Pete Pihos vs. Giants (W).....	8, 119 (1)
11/28/54	Jerry Williams (RB) vs. Washington (W).....	6, 163 (1)
11/07/54	Dom Moselle (RB) vs. Cardinals (W).....	7, 100 (1)
10/23/54	Pete Pihos at Steelers (L).....	7, 111 (1)
10/17/54	Pete Pihos at Washington (W).....	9, 132 (3)
10/03/54	Bobby Walston at Cardinals (W).....	5, 110 (3)
	Jerry Williams (RB) at Cardinals (W).....	5, 166 (1)
11/21/53	Pete Pihos vs. Cardinals (W).....	7, 113 (0)
11/15/53	Pete Pihos vs. Colts (W).....	7, 118 (1)
	Bobby Walston vs. Colts (W).....	7, 110 (0)
11/08/53	Pete Pihos vs. Giants (W).....	7, 145 (2)
	Bobby Walston vs. Giants (W).....	8, 176 (2)
10/25/53	Pete Pihos at Cardinals (W).....	8, 156 (1)
10/10/53	Bobby Walston at Browns (L).....	4, 110 (0)
12/07/52	Bud Grant vs. Texans (W).....	11, 203 (2)
11/30/52	Bud Grant at Cardinals (L).....	8, 186 (1)
11/23/52	Bobby Walston at Browns (W).....	4, 121 (1)
10/12/52	Bud Grant vs. Steelers (W).....	5, 111 (1)
09/28/52	Bud Grant at Steelers (W).....	4, 135 (1)
10/21/51	Bobby Walston* at Giants (L).....	6, 118 (2)
10/22/50	Jack Ferrante at Steelers (W).....	5, 118 (0)
10/15/50	Jack Ferrante at Colts (W).....	6, 103 (0)
10/07/50	Jack Ferrante vs. Rams (W).....	4, 101 (2)
11/13/49	Clyde Scott* (RB) at Washington (W).....	4, 127 (1)
12/12/48	Jack Ferrante vs. Lions (W).....	7, 184 (3)
11/28/48	Pete Pihos vs. Steelers (W).....	7, 112 (1)
11/07/48	Pete Pihos at Giants (W).....	5, 128 (2)
12/14/47	Pete Pihos* vs. Packers (W).....	4, 108 (1)
11/11/45	Jack Ferrante vs. Giants (W).....	5, 135 (2)
10/28/45	Jack Ferrante vs. Rams (W).....	5, 101 (1)
12/05/43	Tony Bova vs. Packers (L).....	3, 106 (2)
11/01/42	Fred Meyer* at Washington (L).....	4, 119 (0)
12/01/40	Don Looney* at Washington (L).....	14, 180 (0)
10/26/40	Lester McDonald vs. Dodgers (L).....	6, 102 (0)
09/22/40	Don Looney* at Rams (L).....	8, 129 (2)
09/15/40	Don Looney* at Packers (L).....	8, 115 (1)
11/19/39	Herschel Ramsey at Bears (L).....	8, 131 (1)
09/11/38	Joe Carter vs. Washington (L).....	6, 116 (2)
11/14/37	Joe Carter at Packers (L).....	6, 139 (1)

* Rookie | *Playoff Game*

NFL RECORDS HELD BY EAGLES

MOST TOUCHDOWN PASSES, *Game*

7 Nick Foles (11/3/13 at Raiders) and Adrian Burk (10/17/54 at Washington); *tied with Drew Brees, Saints (2015), Peyton Manning, Broncos (2013), Joe Kapp, Vikings (1969), Y.A. Tittle, Giants (1962), George Blanda, Houston Oilers (1961) and Sid Luckman, Bears (1943)*

MOST CONSECUTIVE COMPLETIONS

25 Nick Foles (12/30/18 at Washington); *tied with Philip Rivers, Chargers (25 vs. Cardinals, 2018) and Ryan Tannehill, Dolphins (7 at Texans, 2015)*

LONGEST TOUCHDOWN PASS

99† Ron Jaworski to Mike Quick (11/10/85 vs. Falcons) (OT); *tied with many others*

MOST INTERCEPTIONS RETURNED FOR TD, *Season*

4 Eric Allen, 1993; *tied with Jim Kearney, Chiefs (1972) and Ken Houston, Houston Oilers (1971)*

MOST INTERCEPTIONS, *Game*

4 Russ Craft (9/24/50 at Chi. Cardinals); *tied with 17 others*

MOST KICKOFF RETURN TOUCHDOWNS, *Game*

2 Timmy Brown (11/6/66 vs. Cowboys), 93 and 90 yards; *tied with Josh Cribbs, Browns (2009), Andre Davis, Texans (2007), Devin Hester, Bears (2006), Chad Morton, Jets (2002), Tyrone Hughes, Saints (1994), Ron Brown, Rams (1985) and Travis Williams, Packers (1967)*

MOST 50+ YARD TOUCHDOWNS, *Season*

8 DeSean Jackson (2009); *tied with Devin Hester, Bears (2007) and Elroy "Crazy Legs" Hirsch, Rams (1951)*



A.J. BROWN



SCRIMMAGE YARDS CAREER

Rk	Player	G	Touches	Yds	Avg	Yds/G	TD
1.	Brian Westbrook (RB) (2002-09)	107	1,734	9,785	5.6	91.4	66
2.	LeSean McCoy (RB) (2009-14)	90	1,761	9,074	5.2	100.8	54
3.	Harold Carmichael (WR) (1971-83)	180	598	9,042	15.1	50.2	79
4.	Wilbert Montgomery (RB) (1977-84)	100	1,731	8,985	5.2	89.9	57
5.	Pete Retzlaff (TE) (1956-66)	132	458	7,408	16.2	56.1	47
6.	Duce Staley (RB) (1997-2003)	98	1,475	7,305	5.0	74.5	32
7.	Timmy Brown (B) (1960-67)	96	1,081	7,049	6.5	73.4	55
8.	DeSean Jackson (WR) (2008-13, '19-20)	95	437	6,897	15.8	72.6	38
9.	Mike Quick (WR) (1982-90)	101	364	6,459	17.7	64.0	61
10.	Steve Van Buren (B) (1944-51)	83	1,365	6,383	4.7	76.9	72
11.	Zach Ertz (TE) (2013-21)	123	579	6,267	10.8	51.0	38
12.	Keith Byars (RB) (1986-92)	105	1,121	6,204	5.5	59.1	30
13.	Pete Pihos (E) (1947-55)	107	382	5,615	14.7	52.5	61
14.	Tommy McDonald (FL) (1957-63)	88	304	5,521	18.2	62.7	66
15.	Bobby Walston (WR/K) (1951-62)	148	315	5,375	17.1	36.3	46
16.	Ricky Watters (RB) (1995-97)	48	1,136	5,112	4.5	106.5	32
17.	Brent Celek (TE) (2007-17)	175	398	4,998	12.6	28.6	31
18.	Jeremy Maclin (WR) (2009-14)	75	349	4,801	13.8	64.0	36
19.	Ben Hawkins (FL) (1966-73)	102	271	4,772	17.6	46.8	32
20.	Tom Woodeshick (B) (1963-71)	111	956	4,736	5.0	42.7	27

TOUCHES CAREER

Rk	Player	Touches
1.	LeSean McCoy (2009-14).....	1,761
2.	Brian Westbrook (2002-09).....	1,734
3.	Wilbert Montgomery (1977-84).....	1,731
4.	Duce Staley (1997-2003).....	1,475
5.	Steve Van Buren (B) (1944-51).....	1,365

YARDS/TOUCH CAREER

Rk	Player	Avg
1.	Timmy Brown (B) (1960-67).....	6.5
2.	Brian Westbrook (2002-09).....	5.6
3.	Keith Byars (1986-92).....	5.5
4.	Wilbert Montgomery (1977-84).....	5.2
5.	LeSean McCoy (2009-14).....	5.2

SCRIMMAGE YARDS SEASON

Rk	Player	Touches	Yds	Avg	Yds/G	TD
1.	Saquon Barkley (2024)	378	2,283	6.0	142.7	15
2.	LeSean McCoy (2013)	366	2,146	5.9	134.1	11
3.	Brian Westbrook (2007)	368	2,104	5.7	140.3	12
4.	Wilbert Montgomery (1979)	379	2,006	5.3	125.4	14
5.	Wilbert Montgomery (1981)	335	1,923	5.7	128.2	10
6.	Brian Westbrook (2006)	317	1,916	6.0	127.7	11
7.	Ricky Watters (1996)	404	1,855	4.6	115.9	13
8.	Ricky Watters (1995)	399	1,707	4.3	106.7	12
9.	LeSean McCoy (2010)	285	1,672	5.9	111.5	9
10.	LeSean McCoy (2011)	321	1,624	5.1	108.3	20

TOUCHES SEASON

Rk	Player	Touches
1.	Ricky Watters (1996).....	404
2.	Ricky Watters (1995).....	399
3.	Wilbert Montgomery (1979).....	379
4.	Saquon Barkley (2024)	378
5.	Brian Westbrook (2007).....	368

YARDS/TOUCH SEASON

Rk	Player	Avg
1t.	Timmy Brown (1965).....	7.4
	Timmy Brown (1962).....	7.4
3.	Herschel Walker (1994).....	6.3
4.	Steve Van Buren (1945).....	6.2
5.	Saquon Barkley (2024)	6.0

SCRIMMAGE YARDS GAME

Rk	Player	Yds
1.	Saquon Barkley (11/24/24 at Rams)	302
2.	Duce Staley (9/3/00 at Cowboys).....	262
3.	Timmy Brown (12/16/62 at Cardinals).....	249
4t.	Wilbert Montgomery (11/4/79 vs. Browns).....	237
	Tommy McDonald (12/10/61 vs. Giants).....	237

TOUCHES GAME

Rk	Player	Touches
1t.	Brian Westbrook (12/7/08 at Giants).....	39
	Ricky Watters (12/10/95 vs. Cowboys).....	39
	Heath Sherman (11/12/90 vs. Washington).....	39
4.	Heath Sherman (10/6/91 at Buccaneers).....	37
5.	Ricky Watters (10/8/95 vs. Washington) (OT).....	36



SACKS CAREER

Rk	Player	Sacks
1.	Reggie White (DE) (1985-92).....	124.0
2.	Trent Cole (DE/LB) (2005-14).....	85.5
3.	Brandon Graham (DE) (2010-24).....	76.5
4.	Clyde Simmons (DE) (1986-93).....	76.0
5.	Fletcher Cox (DT) (2012-23).....	70.0
6.	Hugh Douglas (DE) (1998-2002, '04).....	54.5
7.	Greg Brown (DE) (1982-86).....	50.5
8.	Josh Sweat (DE) (2018-24).....	43.0
9.	Andy Harmon (DT) (1991-97).....	39.5
10.	Seth Joyner (LB) (1986-93).....	37.0
11.	William Fuller (DE) (1994-96).....	35.5
12.	Dennis Harrison (DE) (1978-84).....	34.0
13.	William Thomas (LB) (1991-99).....	33.0
14.	Ken Clarke (DT) (1982-87).....	32.5
15.	Corey Simon (DT) (2000-04).....	32.0
16t.	Connor Barwin (DE/LB) (2013-16).....	31.5
	Juqua Parker (DE) (2005-11).....	31.5
	Mike Mamula (DE) (1995-2000).....	31.5
19.	Vinny Curry (DE) (2012-17, '19-20).....	30.0
20.	Jerome Brown (DT) (1987-91).....	29.5

Note: Only includes figures since 1982 (when sacks became an official NFL statistic)

SACKS SEASON

Rk	Player	Sacks
1.	Reggie White (DE) (1987).....	21.0
2.	Clyde Simmons (DE) (1992).....	19.0
3t.	Jason Babin (DE) (2011).....	18.0
	Reggie White (DE) (1988).....	18.0
	Reggie White (DE) (1986).....	18.0
6t.	Haason Reddick (DE) (2022).....	16.0
	Greg Brown (DE) (1984).....	16.0
8.	Clyde Simmons (DE) (1989).....	15.5
9t.	Hugh Douglas (DE) (2000).....	15.0
	Reggie White (DE) (1991).....	15.0

SACKS GAME

Rk	Player	Sacks
1t.	Hugh Douglas (DE) (10/18/98 at Chargers).....	4.5
	Clyde Simmons (DE) (9/15/91 at Cowboys).....	4.5
3t.	Reggie White (DE) (9/25/88 at Vikings).....	4.0
	Reggie White (DE) (11/30/86 at L.A. Raiders).....	4.0
	Reggie White (DE) (11/2/86 at StL Cardinals).....	4.0
	Garry Cobb (LB) (10/5/86 at Falcons).....	4.0
	Greg Brown (DE) (12/16/84 at Falcons).....	4.0



REGGIE WHITE

GAMES WITH 3.0 SACKS

3.0-SACK GAMES, Career

Rk	Player	Games
1.	Reggie White (1985-92).....	9
2.	Clyde Simmons (1986-93).....	4
3t.	Trent Cole (2005-14).....	3
	Jason Babin (2009, '11-12).....	3
5t.	Fletcher Cox (2012-23).....	2
	Brandon Graham (2010-24).....	2
	Several others tied.....	2

Includes playoff games

3.0-SACK GAMES, Season

Rk	Player	Games
1t.	Jason Babin (2011).....	3
	Reggie White (1986).....	3
3t.	Connor Barwin (2014).....	2
	Clyde Simmons (1992).....	2
	Dennis Harrison (1983).....	2

Regular season only

GAMES WITH MULTIPLE SACKS

MULTI-SACK GAMES, Career

Rk	Player	Games
1.	Reggie White (1985-92).....	38
2.	Clyde Simmons (1986-93).....	22
3.	Trent Cole (2005-14).....	20
4.	Brandon Graham (2010-24).....	17
5.	Hugh Douglas (1998-2002, '04).....	13

Includes playoff games

MULTI-SACK GAMES, Season

Rk	Player	Games
1.	Reggie White (1987).....	9
2.	Clyde Simmons (1992).....	7
3t.	Jason Babin (2011).....	6
	Reggie White (1988).....	6
5t.	Haason Reddick (2022).....	5
	Hugh Douglas (2000).....	5
	Clyde Simmons (1991).....	5

Regular season only

CONSECUTIVE MULTI-SACK GAMES

Rk	Player	Games
1.	Reggie White (1987).....	4
2t.	Haason Reddick (2022).....	3
	Jason Babin (2011).....	3
	William Fuller (1995).....	3
	Andy Harmon (1995).....	3
	Reggie White (1986).....	3
	Dennis Harrison (1982).....	3

CONSECUTIVE GAMES WITH A SACK

Rk	Player	Games
1t.	Haason Reddick (2022).....	8
	Reggie White (1987-88).....	8
	Reggie White (1986-87).....	8
4t.	William Fuller (1994).....	7
	Dennis Harrison (1982).....	7
6.	Clyde Simmons (1992).....	6



MULTI-SACK GAMES (SINCE 1982)

02/09/25..... Josh Sweat vs. Chiefs (W).....	2.5	Chris Long at Jaguars (W).....	2.0
02/09/25..... Milton Williams vs. Chiefs (W).....	2.0	09/23/18..... Derek Barnett vs. Colts (W).....	1.5
01/19/25..... Jalen Carter vs. Rams (W).....	2.0	09/06/18..... Fletcher Cox vs. Falcons (W).....	1.5
01/12/25..... Nolan Smith vs. Packers (W).....	2.0	Jordan Hicks vs. Falcons (W).....	1.5
11/24/24..... Milton Williams at Rams (W).....	2.0	12/03/17..... Brandon Graham at Seahawks (L).....	1.5
11/03/24..... Josh Sweat vs. Jaguars (W).....	2.0	11/19/17..... Derek Barnett* at Cowboys (W).....	2.0
10/20/24..... Jalen Carter at Giants (W).....	2.0	10/23/17..... Derek Barnett* vs. Washington (W).....	2.0
Nakobe Dean at Giants (W).....	2.0	09/10/17..... Brandon Graham at Washington (W).....	2.0
09/06/24..... Zack Baun vs. Packers (W).....	2.0	12/11/16..... Fletcher Cox vs. Washington (L).....	1.5
12/10/23..... Haason Reddick at Cowboys (L).....	2.0	09/25/16..... Fletcher Cox vs. Steelers (W).....	2.0
12/03/23..... Fletcher Cox vs. 49ers (L).....	1.5	12/26/15..... Fletcher Cox vs. Washington (L).....	2.0
11/05/23..... Brandon Graham vs. Cowboys (W).....	1.5	12/06/15..... Connor Barwin at Patriots (W).....	2.0
10/22/23..... Josh Sweat vs. Dolphins (W).....	2.0	Brandon Graham at Patriots (W).....	2.0
10/15/23..... Haason Reddick at Jets (L).....	2.5	11/26/15..... Vinny Curry at Lions (L).....	2.0
10/08/23..... Jalen Carter at Rams (W).....	2.0	11/08/15..... Brandon Graham at Cowboys (W).....	2.0
10/08/23..... Haason Reddick at Rams (W).....	2.0	10/11/15..... Fletcher Cox vs. Saints (W).....	3.0
10/01/23..... Nicholas Morrow vs. Commanders (W).....	3.0	11/23/14..... Connor Barwin vs. Titans (W).....	2.0
01/29/23..... Haason Reddick vs. 49ers (W).....	2.0	Trent Cole vs. Titans (W).....	2.0
01/21/23..... Haason Reddick vs. Giants (W).....	1.5	11/10/14..... Connor Barwin vs. Panthers (W).....	3.5
Josh Sweat vs. Giants (W).....	1.5	Brandon Graham vs. Panthers (W).....	1.5
01/01/23..... Brandon Graham vs. Saints (L).....	2.0	10/12/14..... Connor Barwin vs. Giants (W).....	3.0
Haason Reddick vs. Saints (L).....	2.0	Vinny Curry vs. Giants (W).....	2.0
12/24/22..... Haason Reddick at Cowboys (L).....	2.0	10/05/14..... Connor Barwin vs. Rams (W).....	2.0
Josh Sweat at Cowboys (L).....	1.5	12/22/13..... Trent Cole vs. Bears (W).....	3.0
12/18/22..... Javon Hargrave at Bears (W).....	2.0	Mychal Kendricks vs. Bears (W).....	2.0
Haason Reddick at Bears (W).....	2.0	12/01/13..... Trent Cole vs. Cardinals (W).....	2.0
Josh Sweat at Bears (W).....	2.0	Brandon Graham vs. Cardinals (W).....	2.0
12/11/22..... Brandon Graham at Giants (W).....	3.0	11/17/13..... Trent Cole vs. Washington (W).....	2.0
12/04/22..... Josh Sweat vs. Titans (W).....	2.0	12/13/12..... Fletcher Cox* vs. Bengals (L).....	1.5
11/03/22..... Javon Hargrave at Texans (W).....	3.0	Brandon Graham vs. Bengals (L).....	2.5
10/30/22..... Javon Hargrave vs. Steelers (W).....	2.0	12/02/12..... Brandon Graham at Cowboys (L).....	1.5
10/02/22..... Haason Reddick vs. Jaguars (W).....	2.0	09/23/12..... Jason Babin at Cardinals (L).....	1.5
09/25/22..... Brandon Graham at Commanders (W).....	2.5	12/18/11..... Jason Babin vs. Jets (W).....	3.0
Fletcher Cox at Commanders (W).....	1.5	12/11/11..... Jason Babin at Dolphins (W).....	3.0
Haason Reddick at Commanders (W).....	1.5	Trent Cole at Dolphins (W).....	3.0
Josh Sweat at Commanders (W).....	1.5	12/01/11..... Jason Babin at Seahawks (L).....	2.0
01/16/22..... Ryan Kerrigan at Buccaneers (L).....	1.5	10/30/11..... Jason Babin vs. Cowboys (W).....	2.0
01/02/22..... Josh Sweat at Washington (W).....	1.5	10/02/11..... Jason Babin vs. 49ers (L).....	3.0
12/21/21..... Fletcher Cox vs. Washington (W).....	2.0	09/18/11..... Cullen Jenkins at Falcons (L).....	2.0
12/05/21..... Josh Sweat at Jets (W).....	1.5	09/11/11..... Jason Babin at Rams (W).....	2.0
10/31/21..... Josh Sweat at Lions (W).....	2.0	11/28/10..... Trent Cole at Bears (L).....	2.0
09/27/21..... Javon Hargrave at Cowboys (L).....	2.0	10/17/10..... Trent Cole vs. Falcons (W).....	2.0
09/12/21..... Javon Hargrave at Falcons (W).....	2.0	09/26/10..... Trent Cole at Jaguars (W).....	2.0
12/13/20..... Javon Hargrave vs. Saints (W).....	2.0	Trevor Laws at Jaguars (W).....	2.0
Josh Sweat vs. Saints (W).....	2.0	09/12/10..... Juqua Parker vs. Packers (L).....	2.0
10/18/20..... Brandon Graham vs. Ravens (L).....	2.0	12/20/09..... Trent Cole vs. 49ers (W).....	2.0
09/27/20..... Derek Barnett vs. Bengals (T).....	2.0	12/13/09..... Darren Howard at Giants (W).....	2.0
Brandon Graham vs. Bengals (T).....	2.0	10/26/09..... Trent Cole at Washington (W).....	2.0
Jalen Mills vs. Bengals (T).....	1.5	09/13/09..... Darren Howard at Panthers (W).....	2.0
12/29/19..... Derek Barnett at Giants (W).....	2.0	12/28/08..... Chris Clemons vs. Cowboys (W).....	2.0
12/09/19..... Vinny Curry vs. Giants (W).....	2.0	11/16/08..... Trent Cole at Bengals (T).....	2.0
11/24/19..... Brandon Graham vs. Seahawks (L).....	1.5	Darren Howard at Bengals (T).....	2.0
Malcolm Jenkins vs. Seahawks (L).....	2.0	11/02/08..... Darren Howard at Seahawks (W).....	1.5
10/27/19..... Fletcher Cox at Bills (W).....	1.5	09/21/08..... Omar Gaither vs. Steelers (W).....	1.5
10/06/19..... Brandon Graham vs. Jets (W).....	3.0	Darren Howard vs. Steelers (W).....	2.0
Orlando Scandrick vs. Jets (W).....	2.0	Juqua Parker vs. Steelers (W).....	2.5
12/30/18..... Fletcher Cox at Washington (W).....	3.0	12/09/07..... Trent Cole vs. Giants (L).....	2.0
12/23/18..... Chris Long vs. Texans (W).....	2.0	10/28/07..... Trent Cole at Vikings (W).....	2.0
12/09/18..... Michael Bennett at Cowboys (L).....	1.5	09/23/07..... Brodrick Bunkley vs. Lions (W).....	2.0
Fletcher Cox at Cowboys (L).....	1.5	Trent Cole vs. Lions (W).....	3.5
11/11/18..... Michael Bennett vs. Cowboys (L).....	2.0	Juqua Parker vs. Lions (W).....	2.0
Brandon Graham vs. Cowboys (L).....	1.5	09/09/07..... Trent Cole at Packers (L).....	1.5
10/28/18..... Jordan Hicks at Jaguars (W).....	1.5	01/13/07..... Darwin Walker at Saints (L).....	2.0



MULTI-SACK GAMES (SINCE 1982)

12/31/06	Matt McCoy vs. Falcons (W).....	2.0	10/13/96	William Fuller at Giants (W).....	2.0
	Juqua Parker vs. Falcons (W).....	2.0		Rhett Hall at Giants (W).....	1.5
11/19/06	Trent Cole vs. Titans (L)	1.5		Mike Mamula at Giants (W)	2.5
10/08/06	Darren Howard vs. Cowboys (W)	2.0		William Thomas at Giants (W).....	1.5
	Darwin Walker vs. Cowboys (W).....	3.0	09/22/96	William Fuller at Falcons (W).....	2.0
09/17/06	Trent Cole vs. Giants (L)	2.0	09/01/96	Mike Mamula at Washington (W).....	2.0
	Jevon Kearse vs. Giants (L).....	2.5	12/17/95	William Fuller vs. Cardinals (L).....	2.0
	Mike Patterson vs. Giants (L)	1.5	12/10/95	William Fuller vs. Cowboys (W)	1.5
09/10/06	Trent Cole at Texans (W)	2.0	12/03/95	William Fuller at Seahawks (L)	2.0
11/20/05	Trent Cole* at Giants (L).....	2.0		Kevin Johnson at Seahawks (L)	2.0
	Jevon Kearse at Giants (L)	2.5	11/19/95	Andy Harmon vs. Giants (W)	2.0
11/14/05	Trent Cole* vs. Cowboys (L)	2.0		Mike Mamula vs. Giants (W).....	3.0
09/12/05	Brian Dawkins at Falcons (L).....	1.5	10/29/95	William Fuller vs. Rams (W).....	2.0
	Darwin Walker at Falcons (L).....	1.5		Andy Harmon vs. Rams (W).....	2.0
01/23/05	<i>Derrick Burgess vs. Falcons (W).....</i>	2.0	10/15/95	Andy Harmon at Giants (W).....	2.0
12/05/04	Corey Simon vs. Packers (W).....	2.0		Kevin Johnson at Giants (W).....	2.0
	Darwin Walker vs. Packers (W).....	2.0	10/08/95	Andy Harmon vs. Washington (W).....	3.0
11/28/04	Corey Simon at Giants (W).....	2.0	10/01/95	Mike Mamula at Saints (W)	2.0
11/07/04	Sam Rayburn at Steelers (L)	2.0	12/18/94	Mike Flores vs. Giants (L).....	2.0
10/31/04	Jevon Kearse vs. Ravens (W).....	2.0	12/04/94	William Fuller at Cowboys (L).....	1.5
09/26/04	Jevon Kearse at Lions (W)	3.0	11/06/94	Andy Harmon vs. Cardinals (W).....	2.0
11/16/03	Darwin Walker vs. Giants (W)	1.5	10/24/94	William Thomas vs. Oilers (W).....	2.0
12/21/02	N.D. Kalu at Cowboys (W).....	2.0	09/18/94	Bill Romanowski vs. Packers (W).....	1.5
12/08/02	Brandon Whiting at Seahawks (W).....	2.0	09/12/94	William Fuller vs. Bears (W).....	2.0
12/01/02	Hugh Douglas vs. Rams (W)	2.0	01/03/94	Andy Harmon vs. 49ers (W).....	3.0
	N.D. Kalu vs. Rams (W)	3.0	12/26/93	Clyde Simmons vs. Saints (W).....	2.0
11/03/02	Hugh Douglas at Bears (W).....	2.0	12/06/93	Andy Harmon at Cowboys (L).....	2.5
10/20/02	Carlos Emmons vs. Buccaneers (W).....	2.0	11/28/93	Mike Flores at Washington (W).....	2.0
12/09/01	Derrick Burgess at Chargers (W).....	2.0	10/31/93	Andy Harmon vs. Cowboys (L)	2.0
11/29/01	Corey Simon at Chiefs (W).....	2.0	09/19/93	Clyde Simmons vs. Washington (W).....	2.0
11/25/01	Corey Simon vs. Washington (L).....	2.0	12/27/92	Clyde Simmons vs. Giants (W).....	1.5
11/18/01	Troy Vincent at Cowboys (W)	1.5	12/13/92	Clyde Simmons at Seahawks (W)	2.0
11/11/01	Hugh Douglas vs. Vikings (W).....	2.5		Reggie White at Seahawks (W)	2.0
11/04/01	Hugh Douglas vs. Cardinals (W).....	2.0	12/06/92	Andy Harmon vs. Vikings (W).....	2.5
09/23/01	Brandon Whiting at Seahawks (W).....	2.0	11/29/92	Mike Pitts at 49ers (L)	2.0
12/31/00	<i>Hugh Douglas vs. Buccaneers (W).....</i>	2.0	11/22/92	Clyde Simmons at Giants (W).....	3.0
11/19/00	Brian Dawkins vs. Cardinals (W).....	2.0		Reggie White at Giants (W).....	3.5
	Corey Simon* vs. Cardinals (W)	1.5	11/08/92	Clyde Simmons vs. Raiders (W).....	1.5
	Jeremiah Trotter vs. Cardinals (W).....	2.0		Reggie White vs. Raiders (W).....	1.5
11/05/00	Brandon Whiting vs. Cowboys (W)	1.5	10/11/92	Clyde Simmons at Chiefs (L).....	2.0
10/22/00	Hugh Douglas vs. Bears (W)	1.5	10/05/92	Reggie White vs. Cowboys (W).....	2.0
10/08/00	Hugh Douglas vs. Washington (L)	2.0	09/20/92	Clyde Simmons vs. Broncos (W).....	1.5
09/24/00	Corey Simon* at Saints (W).....	2.0	09/13/92	Clyde Simmons at Cardinals (W)	3.0
09/17/00	Hugh Douglas at Packers (L).....	2.5	12/22/91	Reggie White vs. Washington (W).....	2.0
09/03/00	Hugh Douglas at Cowboys (W).....	2.0	12/08/91	Clyde Simmons at Giants (W).....	2.0
01/02/00	Tyrone Williams vs. Rams (W).....	2.0	12/02/91	Seth Joyner at Oilers (W)	2.0
12/19/99	Mike Mamula vs. Patriots (W).....	3.0	11/17/91	Clyde Simmons vs. Bengals (W)	2.0
10/31/99	Greg Jefferson vs. Giants (L)	1.5		Reggie White vs. Bengals (W).....	2.0
11/22/98	Bill Johnson at Giants (L).....	1.5	11/04/91	Clyde Simmons vs. Giants (W).....	1.5
11/15/98	Hugh Douglas at Washington (L).....	1.5		Reggie White vs. Giants (W)	1.5
11/08/98	Hugh Douglas vs. Lions (W).....	2.5	10/06/91	Wes Hopkins at Buccaneers (L).....	2.0
10/18/98	Hugh Douglas at Chargers (L).....	4.5	09/22/91	Clyde Simmons vs. Steelers (W)	2.0
10/11/98	Hugh Douglas vs. Washington (W).....	1.5	09/15/91	Jerome Brown at Cowboys (W).....	2.5
	Hollis Thomas vs. Washington (W).....	2.0		Mike Golic at Cowboys (W).....	2.0
	Al Wallace vs. Washington (W).....	1.5		Clyde Simmons at Cowboys (W).....	4.5
12/14/97	Greg Jefferson at Falcons (L)	2.0	09/01/91	Reggie White at Packers (W).....	3.0
11/02/97	Hollis Thomas at Cardinals (L).....	1.5	12/29/90	Seth Joyner at Cardinals (W).....	2.0
10/26/97	Rhett Hall vs. Cowboys (W).....	3.5	12/16/90	Clyde Simmons vs. Packers (W).....	1.5
	William Thomas vs. Cowboys (W).....	2.0		Reggie White vs. Packers (W).....	1.5
09/15/97	Bobby Taylor at Cowboys (L)	2.0	11/18/90	Clyde Simmons at Falcons (W).....	2.0
12/22/96	William Fuller vs. Cardinals (W).....	3.0	11/12/90	Reggie White vs. Washington (W).....	2.0
12/01/96	William Fuller vs. Giants (W).....	2.0	11/04/90	Seth Joyner vs. Patriots (W).....	2.0
11/24/96	William Thomas at Cardinals (L)	2.0	10/15/90	Jessie Small vs. Vikings (W).....	2.0



MULTI-SACK GAMES (SINCE 1982)

09/30/90..... Reggie White vs. Colts (L).....	3.0	11/04/84..... Ken Clarke at Lions (T).....	3.0
09/16/90..... Mike Pitts vs. Cardinals (L).....	2.0	10/21/84..... Greg Brown vs. Giants (W).....	1.5
..... Reggie White vs. Cardinals (L).....	2.0 Dennis Harrison vs. Giants (W).....	2.0
12/18/89..... Jerome Brown at Saints (L).....	2.0	10/14/84..... Ken Clarke vs. Colts (W).....	2.0
10/29/89..... Clyde Simmons at Broncos (W).....	3.5 Dennis Harrison vs. Colts (W).....	2.0
..... Reggie White at Broncos (W).....	1.5	09/30/84..... Greg Brown at Washington (L).....	2.0
10/22/89..... Seth Joyner vs. Raiders (W).....	2.0	12/18/83..... Greg Brown at Rams (L).....	2.5
10/15/89..... Jerome Brown at Cardinals (W).....	2.5	11/20/83..... Greg Brown vs. Giants (L).....	2.0
10/08/89..... Reggie White vs. Giants (W).....	2.0	11/13/83..... Dennis Harrison at Bears (L).....	3.0
09/24/89..... Mike Pitts vs. 49ers (L).....	2.0	10/09/83..... Dennis Harrison at Giants (W).....	2.0
..... Clyde Simmons vs. 49ers (L).....	2.0	10/02/83..... Dennis Harrison at Falcons (W).....	3.0
..... Reggie White vs. 49ers (L).....	2.5	09/25/83..... Carl Hairston at Rams (L).....	2.0
09/17/89..... Jerome Brown at Washington (W).....	2.0 Joel Williams at Rams (L).....	1.5
09/10/89..... Clyde Simmons vs. Seahawks (W).....	2.0	12/26/82..... Greg Brown at Cowboys (W).....	2.0
12/18/88..... Reggie White at Cowboys (W).....	2.0 Dennis Harrison at Cowboys (W).....	1.5
12/10/88..... Reggie White at Cardinals (W).....	2.0	12/19/82..... Carl Hairston vs. Oilers (W).....	2.0
11/27/88..... Clyde Simmons vs. Cardinals (W).....	2.5	12/11/82..... Dennis Harrison at Giants (L).....	2.0
11/06/88..... Reggie White vs. Rams (W).....	2.0	12/05/82..... Dennis Harrison vs. Rams (L).....	2.0
10/30/88..... Reggie White vs. Falcons (L).....	2.0	11/28/82..... Dennis Harrison at Washington (L).....	2.0
10/10/88..... Reggie White vs. Giants (W).....	2.5		
10/02/88..... Clyde Simmons vs. Oilers (W).....	2.0		
09/25/88..... Reggie White at Vikings (L).....	4.0		
12/27/87..... Reggie White vs. Bills (W).....	2.0		
12/20/87..... Reggie White at Jets (W).....	2.0		
12/06/87..... Reggie White at Giants (L).....	2.0		
11/29/87..... Mike Pitts at Patriots (W).....	2.0		
..... Reggie White at Patriots (W).....	2.0		
11/22/87..... Reggie White vs. Rams (L).....	2.0		
11/15/87..... Reggie White vs. Giants (L).....	3.0		
11/01/87..... Jerome Brown at Rams (W).....	2.0		
..... Reggie White at Rams (W).....	2.0		
10/25/87..... Reggie White vs. Cowboys (W).....	2.5		
10/18/87..... Ray Phillips at Packers (L).....	1.5		
..... Fred Smalls at Packers (L).....	2.5		
09/20/87..... Clyde Simmons vs. Saints (W).....	1.5		
..... Reggie White vs. Saints (W).....	1.5		
12/14/86..... Reggie White at Cowboys (W).....	3.0		
12/07/86..... Reggie White vs. Rams (T).....	2.0		
11/30/86..... Reggie White at Raiders (W).....	4.0		
11/23/86..... Ken Clarke at Seahawks (L).....	2.0		
11/09/86..... Greg Brown vs. Giants (L).....	2.0		
11/02/86..... Reggie White at Rams (L).....	4.0		
10/05/86..... Garry Cobb at Falcons (W).....	4.0		
09/07/86..... Ken Clarke at Washington (L).....	2.0		
12/22/85..... Garry Cobb at Vikings (W).....	2.0		
..... Reggie White at Vikings (W).....	2.0		
..... Reggie Wilkes at Vikings (W).....	2.0		
12/08/85..... Ray Ellis vs. Washington (L).....	2.0		
11/17/85..... Reggie White at Rams (W).....	3.0		
11/10/85..... Ken Clarke vs. Falcons (W).....	2.0		
..... Reggie White vs. Falcons (W).....	2.0		
10/13/85..... Greg Brown vs. Rams (W).....	3.0		
10/06/85..... Greg Brown at Saints (L).....	1.5		
..... Ken Clarke at Saints (L).....	1.5		
09/29/85..... Ken Clarke vs. Giants (L).....	1.5		
..... Reggie White vs. Giants (L).....	2.5		
12/16/84..... Greg Brown at Falcons (L).....	4.0		
..... Ken Clarke at Falcons (L).....	2.0		
..... Byron Darby at Falcons (L).....	2.0		
12/09/84..... Byron Darby vs. Patriots (W).....	1.5		
..... Dennis Harrison vs. Patriots (W).....	1.5		
12/02/84..... Greg Brown vs. Cowboys (L).....	1.5		
11/25/84..... Dennis Harrison at Rams (L).....	1.5		

* Rookie | *Playoff Game*

TRENT COLE



BRANDON GRAHAM



INTERCEPTIONS CAREER

Rk	Player	INT	Yds	Avg	Lg	TD
1t.	Brian Dawkins (1996-2008)	34	515	15.1	67t	2
	Eric Allen (1988-94)	34	482	14.2	94t	5
	Bill Bradley (1969-76)	34	536	15.8	56t	1
4.	Herman Edwards (1977-85)	33	98	3.0	25	1
5.	Wes Hopkins (1983-93)	30	241	8.0	33	1
6.	Don Burroughs (1960-64)	29	351	12.1	46	0
7.	Troy Vincent (1996-2003)	28	341	12.2	90t	1
8t.	Joe Scarpati (1964-69)	24	402	16.8	67t	3
	Ernie Steele (1942-48)	24	404	16.8	62	0
10t.	Asante Samuel (2008-11)	23	304	13.2	50t	2
	Roynell Young (1980-88)	23	106	4.6	33	0

INTERCEPTION RETURN YARDS CAREER

Rk	Player	Yds
1.	Bill Bradley (1969-76).....	536
2.	Brian Dawkins (1996-2008).....	515
3.	Eric Allen (1988-94).....	482
4.	Lito Sheppard (2002-08).....	460
5.	Ernie Steele (1942-48).....	404

INTERCEPTIONS RETURNED FOR TDs CAREER

Rk	Player	TD
1.	Eric Allen (1988-94).....	5
2.	Malcolm Jenkins (2014-19).....	4
3t.	Sheldon Brown (2002-09).....	3
	Lito Sheppard (2002-08).....	3
	Joe Scarpati (1964-69).....	3

INTERCEPTIONS SEASON

Rk	Player	INT	Yds	Avg	Lg	TD
1.	Bill Bradley (1971)	11	248	22.5	51	0
2t.	Asante Samuel (2009)	9	117	13.0	37	0
	Bill Bradley (1972)	9	73	8.1	21	0
	Don Burroughs (1960)	9	124	13.8	46	0
	Ed "Bibbles" Bawel (1955)	9	168	18.7	42t	2
6t.	Eric Allen (1989)	8	38	4.8	18	0
	Terry Hoage (1988)	8	116	14.5	38	0
	Joe Scarpati (1966)	8	182	22.8	32	0
	Bob Hudson (1954)	8	89	11.1	32	0
	Tom Brookshier (1953)	8	41	5.1	22	0
	Ed "Bibbles" Bawel (1952)	8	121	15.1	35	0

INTERCEPTION RETURN YARDS SEASON

Rk	Player	Yds
1.	Bill Bradley (1971).....	248
2.	Eric Allen (1993).....	201
3.	Joe Scarpati (1966).....	182
4.	Lito Sheppard (2004).....	172
5.	Ed "Bibbles" Bawel (1955).....	168

INTERCEPTIONS RETURNED FOR TDs SEASON

Rk	Player	TD
1.	Eric Allen (1993).....	4
2t.	Malcolm Jenkins (2016).....	2
	Lito Sheppard (2004).....	2
	Seth Joyner (1992).....	2
	Ed "Bibbles" Bawel (1955).....	2

NFL Record



BRIAN DAWKINS



ERIC ALLEN




INTERCEPTIONS GAME		
Rk	Player	INT
1.	Russ Craft (9/24/50 at Chi. Cardinals).....	4
2t.	Kurt Coleman (10/16/11 at Washington).....	3
	Joe Scarpati (10/23/66 at Giants).....	3
	Jim Nettles (12/12/65 at Steelers).....	3
	Nate Ramsey (11/28/65 at StL Cardinals).....	3
	Don Burroughs (12/3/61 at Steelers).....	3
	Chuck Weber (9/30/60 at Cowboys).....	3
	Joe Sutton (9/24/50 at Chi. Cardinals).....	3
	Gil Steinke (11/10/46 at Giants).....	3
	Roy Zimmerman (12/9/45 vs. Boston Yanks).....	3
	Roy Zimmerman (12/10/44 vs. Cleveland Rams).....	3

NFL Record

INTERCEPTION YARDS GAME		
Rk	Player	Yds
1.	Frank LeMaster (12/21/75 at Washington).....	114
2.	Lito Sheppard (10/8/06 vs. Cowboys).....	102
3.	Lito Sheppard (11/15/04 at Cowboys).....	101
4t.	Sydney Brown (12/31/23 vs. Cardinals)	99
	Malcolm Jenkins (12/6/15 at Patriots).....	99
	Jerry Norton (10/5/57 vs. Giants).....	99

INTERCEPTION RETURNED FOR TD GAME		
Rk	Player	TD
1.	Eric Allen (12/26/93 vs. Saints).....	2



BILL BRADLEY

GAMES WITH 3 INTERCEPTIONS		
3-INT GAMES, Career		
Rk	Player	Games
1t.	Kurt Coleman (2010-13).....	1
	Nate Ramsey (1963-72).....	1
	Joe Scarpati (1964-69).....	1
	Jim Nettles (1965-68).....	1
	Don Burroughs (1960-64).....	1
	Chuck Weber (1959-61).....	1
Includes playoff games		

GAMES WITH MULTIPLE INTERCEPTIONS		
MULTI-INT GAMES, Career		
Rk	Player	Games
1.	Bill Bradley (1969-76).....	7
2t.	Herman Edwards (1977-85).....	5
	Don Burroughs (1960-64).....	5
4t.	Asante Samuel (2008-11).....	4
	Eric Allen (1988-94).....	4
	Wes Hopkins (1983-93).....	4
	Joe Scarpati (1964-69).....	4
Includes playoff games		
MULTI-INT GAMES, Season		
Rk	Player	Games
1.	Bill Bradley (1971).....	4
2t.	8x, last: Asante Samuel (2010).....	2
Regular season only		
CONSECUTIVE MULTI-INT GAMES		
Rk	Player	Games
1.	Bill Bradley (1971).....	2

CONSECUTIVE GAMES WITH INT-TD		
Rk	Player	Games
1.	Eric Allen (1993).....	2

LONGEST INTERCEPTION RETURNS		
Rk	Player	Yds
1.	James Willis intercepted pass 4 yards deep in the end zone and returned it 14 yards before lateraling to Troy Vincent, who ran 90 yards for a TD (11/3/96 at Cowboys - QB Troy Aikman).....	104t
2.	Lito Sheppard (10/8/06 vs. Cowboys - QB Drew Bledsoe).....	102t
3.	Lito Sheppard (11/15/04 at Cowboys - QB Vinny Testaverde).....	101t
4t.	Sydney Brown (12/31/23 vs. Cardinals - QB Kyler Murray)	99t
	Malcolm Jenkins (12/6/15 at Patriots - QB Tom Brady).....	99t
	Jerry Norton (10/5/57 vs. Giants - QB Charlie Conerly, deflected off goal post).....	99t
7t.	Eric Allen (10/3/93 at Jets - QB Boomer Esiason).....	94t
	Irv Cross (10/25/64 at Steelers - QB Terry Nofsinger).....	94t
9.	Jack Hinkle (10/9/43 vs. Giants - QB Tuffy Leemans).....	91



MULTI-INTERCEPTION GAMES (SINCE 1960)

12/29/24.....C.J. Gardner-Johnson vs. Cowboys (W).....2	10/09/77.....Deac Sanders at Giants (W).....2
10/16/22.....C.J. Gardner-Johnson vs. Cowboys (W).....2	12/21/75.....Frank LeMaster at Washington (W).....2
09/19/22.....Darius Slay (CB) vs. Vikings (W).....2	Artimus Parker at Washington (W).....2
10/10/21.....Darius Slay (CB) at Panthers (W).....2	11/30/75.....Bill Bergey vs. 49ers (W).....2
01/01/17.....Jordan Hicks (LB) vs. Cowboys (W).....2	10/05/75.....Bill Bradley vs. Washington (W).....2
12/22/16.....Malcolm Jenkins vs. Giants (W).....2	11/05/72.....Bill Bradley vs. Rams (T).....2
09/09/12.....Kurt Coleman at Browns (W).....2	10/08/72.....Bill Bradley at Washington (L).....2
Dominique Rodgers-Cromartie at Browns (W).....2	12/12/71.....Leroy Keyes vs. Rams (W).....2
10/16/11.....Kurt Coleman at Washington (W).....3	11/21/71.....Bill Bradley at Rams (W).....2
11/21/10.....Asante Samuel vs. Giants (W).....2	11/07/71.....Bill Bradley at Washington (T).....2
11/15/10.....Dimitri Patterson at Washington (W).....2	10/31/71.....Bill Bradley vs. Broncos (W).....2
11/07/10.....Asante Samuel vs. Colts (W).....2	09/26/71.....Bill Bradley vs. Cowboys (L).....2
11/29/09.....Asante Samuel vs. Washington (W).....2	11/08/70.....Adrian Young vs. Dolphins (W).....2
10/11/09.....Asante Samuel vs. Buccaneers (W).....2	12/21/69.....Joe Scarpati at 49ers (L).....2
09/13/09.....Sheldon Brown at Panthers (W).....2	10/13/69.....Nate Ramsey at Colts (L).....2
10/08/06.....Lito Sheppard vs. Cowboys (W).....2	11/17/68.....Al Nelson at Giants (L).....2
10/02/05.....Sheldon Brown at Chiefs (W).....2	10/29/67.....Ron Medved vs. Cowboys (W).....2
10/17/04.....Lito Sheppard vs. Panthers (W).....2	10/23/66.....Joe Scarpati at Giants (W).....3
12/08/02.....Bobby Taylor at Seahawks (W).....2	09/18/66.....Joe Scarpati vs. Falcons (W).....2
01/12/02..... <i>Damon Moore vs. Buccaneers (W).....2</i>	12/12/65.....Jim Nettles at Steelers (W).....3
12/16/01.....Brian Dawkins at Washington (W).....2	Joe Scarpati at Steelers (W).....2
09/24/00.....Troy Vincent at Saints (W).....2	11/28/65.....Nate Ramsey at Rams (W).....3
12/19/99.....Troy Vincent vs. Patriots (W).....2	Al Nelson at Rams (W).....2
12/14/96.....Michael Zordich at Jets (W).....2	12/13/64.....Nate Ramsey at Rams (L).....2
09/22/96.....William Thomas at Falcons (W).....2	12/01/63.....Dave Lloyd at Steelers (T).....2
12/17/95.....William Thomas vs. Cardinals (W).....2	10/13/63.....Don Burroughs at Washington (W).....2
10/15/95.....William Thomas at Giants (W).....2	12/09/62.....Ben Scotti vs. Steelers (L).....2
12/26/93.....Eric Allen vs. Saints (W).....2	10/06/62.....Don Burroughs at Steelers (L).....2
10/17/93.....Mark McMillian at Giants (L).....2	12/03/61.....Chuck Bednarik at Steelers (W).....2
01/03/93..... <i>Eric Allen at Saints (W).....2</i>	Don Burroughs at Steelers (W).....3
11/08/92.....Eric Allen vs. Raiders (W).....2	11/27/60.....Don Burroughs vs. Giants (W).....2
11/17/91.....Wes Hopkins vs. Bengals (W).....2	10/16/60.....Gene Johnson vs. Lions (W).....2
09/15/91.....Rich Miano at Cowboys (W).....2	10/09/60.....Don Burroughs vs. Rams (W).....2
12/23/90.....Eric Allen vs. Cowboys (W).....2	09/30/60.....Chuck Weber at Cowboys (W).....3
12/18/88.....Wes Hopkins at Cowboys (W).....2	
11/20/88.....Terry Hoage at Giants (W).....2	
09/04/88.....Terry Hoage at Buccaneers (W).....2	
09/20/87.....Elbert Foules vs. Saints (W).....2	
12/21/86.....Roynell Young vs. Washington (L).....2	
09/14/86.....Andre Waters at Bears (L).....2	
10/20/85.....Wes Hopkins vs. Cowboys (W).....2	
12/02/84.....Wes Hopkins vs. Cowboys (L).....2	
12/19/82.....Roynell Young vs. Oilers (W).....2	
12/20/81.....Herman Edwards vs. Rams (W).....2	
09/17/81.....Brenard Wilson at Bills (W).....2	
01/03/81..... <i>Herman Edwards vs. Vikings (W).....2</i>	
<i>Roynell Young vs. Vikings (W).....2</i>	
09/22/80.....Herman Edwards vs. Giants (W).....2	
11/04/79.....Herman Edwards vs. Browns (L).....2	
10/14/79.....Randy Logan at Rams (W).....2	
12/17/78.....Herman Edwards vs. Giants (W).....2	
09/17/78.....Deac Sanders at Saints (W).....2	
12/04/77.....Randy Logan at Cowboys (L).....2	
11/06/77.....Deac Sanders vs. Saints (W).....2	

* Rookie | *Playoff Game*

HERMAN EDWARDS



GROSS AVERAGE CAREER

Rk	Player	Punts	Yds	Gross	Net	In20	Lg	Blk
1.	Cameron Johnston (2018-20)	203	9,547	47.0	41.8	78	68	0
2.	Donnie Jones (2013-17)	374	16,971	45.4	40.5	138	72	4
3.	Arryn Siposs (2021-23)	107	4,768	44.6	39.3	35	68	1
4.	Joe Muha (1946-50)	179	7,688	43.0	---	---	82	2
5.	Sav Rocca (2007-10)	299	12,817	42.9	37.6	102	65	1

NET AVERAGE CAREER

Rk	Player	Punts	Yds	Gross	Net	In20	Lg	Blk
1.	Cameron Johnston (2018-20)	203	9,547	47.0	41.8	78	68	0
2.	Donnie Jones (2013-17)	374	16,971	45.4	40.5	138	72	4
3.	Arryn Siposs (2021-23)	107	4,768	44.6	39.3	35	68	1
4.	Sav Rocca (2007-10)	299	12,817	42.9	37.6	102	65	1
5.	Dirk Johnson (2003-06)	268	11,180	41.7	36.0	79	62	0

PUNTS CAREER

Rk	Player	Punts
1.	Adrian Burk (1951-56).....	393
2.	Sean Landeta (1999-2002, '05).....	376
3.	Tom Hutton (1995-98).....	349
4.	John Teltschik (1986-89).....	345
5.	Max Runager (1979-83, '89).....	332

PUNTS INSIDE 20 CAREER

Rk	Player	In20
1.	Donnie Jones (2013-17).....	138
2.	Jeff Feagles (1990-93).....	106
3.	Sav Rocca (2007-10).....	102
4.	Sean Landeta (1999-2002, '05).....	96
5.	Dirk Johnson (2003-06).....	79

GROSS AVERAGE SEASON

Rk	Player	Punts	Yds	Gross	Net	In20	Lg	Blk
1.	Braden Mann (2023)	44	2,190	49.8	43.9	15	63	0
2.	Braden Mann (2024)	54	2,633	48.8	42.1	20	70	1
3.	Cameron Johnston (2018)	61	2,937	48.2	42.7	24	68	0
4.	Joe Muha (1948)	57	2,694	47.3	---	---	82	0
5.	Donnie Jones (2015)	86	4,038	47.0	41.6	29	64	25

NET AVERAGE SEASON

Rk	Player	Punts	Yds	Gross	Net	In20	Lg	Blk
1.	Braden Mann (2023)	44	2,190	49.8	43.9	15	63	0
2.	Cameron Johnston (2018)	61	2,937	48.2	42.7	24	68	0
3.	Cameron Johnston (2019)	71	3,292	46.4	42.3	28	61	0
4.	Braden Mann (2024)	54	2,633	48.8	42.1	20	70	1
5.	Donnie Jones (2015)	86	4,038	47.0	41.6	29	64	2

Led NFL Note: Net average and inside-the-20 became official NFL statistics in 1976

PUNTS SEASON

Rk	Player	Punts
1.	John Teltschik (1986).....	108
2.	Sean Landeta (1999).....	107
3.	Tom Hutton (1998).....	104
4.	John Teltschik (1988).....	98
5.	Sean Landeta (2001).....	97

PUNTS INSIDE 20 SEASON

Rk	Player	In20
1.	Donnie Jones (2014).....	34
2.	Donnie Jones (2013).....	33
3.	Jeff Feagles (1993).....	31
4t.	Donnie Jones (2015).....	29
	Jeff Feagles (1991).....	29

LONGEST PUNTS

Rk	Player	Yds
1.	Randall Cunningham (12/3/89 at Giants).....	91
2.	Joe Muha (10/10/48 vs. Giants).....	82
3t.	Randall Cunningham (10/16/94 at Cowboys).....	80
	King Hill (11/11/62 vs. Packers).....	80
5.	Jeff Feagles (9/15/91 at Cowboys).....	77

GROSS AVERAGE GAME

Rk	Player	Gross
1.	Cameron Johnston (9/20/20 vs. Rams).....	60.5
2t.	Braden Mann (12/31/23 vs. Cardinals).....	58.5
	Braden Mann (10/29/23 at Commanders).....	58.5

NET AVERAGE GAME

Rk	Player	Net
1.	Arryn Siposs (11/27/22 vs. Packers).....	52.0
2.	Donnie Jones (11/17/13 vs. Washington).....	50.7
3.	Braden Mann (9/6/24 vs. Packers).....	50.5



KICKOFF RETURN AVERAGE CAREER

Rk	Player	KOR	Yds	Avg	Lg	TD
1.	Josh Huff (2014-16)	42	1,165	27.7	107t	2
2.	Steve Van Buren (1944-51)	76	2,030	26.7	98t	3
3.	Irv Cross (1961-69)	28	745	26.6	74	0
4.	Timmy Brown (1960-67)	169	4,483	26.5	105t	5
5.	Al Nelson (1965-73)	101	2,625	26.0	78	0
6.	Wilbert Montgomery (1977-84)	32	814	25.4	99t	1
7.	Quintin Demps (2008-09)	58	1,469	25.3	100t	1
8.	Brian Mitchell (2000-02)	131	3,311	25.3	94t	2
9.	Allen Rossum (1998-99)	98	2,427	24.8	89t	1
10.	Billy Walik (1970-72)	67	1,640	24.5	82	0

KICKOFF RETURNS CAREER

Rk	Player	KOR
1.	Timmy Brown (1960-67)	169
2.	Brian Mitchell (2000-02)	131
3.	Al Nelson (1965-73)	101
4.	Allen Rossum (1998-99)	98
5.	Larry Marshall (1974-77)	88

KICKOFF RETURN YARDS CAREER

Rk	Player	Yds
1.	Timmy Brown (1960-67)	4,483
2.	Brian Mitchell (2000-02)	3,311
3.	Al Nelson (1965-73)	2,625
4.	Allen Rossum (1998-99)	2,427
5.	Larry Marshall (1974-77)	2,075

KICKOFF RETURN TDs CAREER

Rk	Player	TD
1.	Timmy Brown (1960-67)	5
2t.	Derrick Witherspoon (1995-97)	3
	Steve Van Buren (1944-51)	3
4t.	Josh Huff (2014-16)	2
	Brian Mitchell (2000-02)	2

KICKOFF RETURN AVERAGE SEASON

Rk	Player	KOR	Yds	Avg	Lg	TD
1.	Al Nelson (1972)	25	728	29.1	78	0
2.	Steve Van Buren (1945)	13	373	28.7	98t	1
3.	Timmy Brown (1963)	<u>33</u>	<u>945</u>	28.6	100t	1
4.	Timmy Brown (1966)	20	562	28.1	93t	2
5.	Timmy Brown (1961)	29	811	28.0	105t	1
6.	Timmy Brown (1962)	30	831	27.7	99t	1
7.	Herschel Walker (1994)	21	581	27.7	94t	1
8.	Don Stevens (1952)	16	433	27.1	51	0
9.	Brian Mitchell (2002)	43	1,162	27.0	57	0
10.	Wilbert Montgomery (1977)	23	619	26.9	99t	1

Led NFL Led Conference

KICKOFF RETURNS SEASON

Rk	Player	KOR
1.	Allen Rossum (1999)	54
2.	Derrick Witherspoon (1996)	53
3.	Quintin Demps (2008)	52
4.	Herman Hunter (1985)	48
5t.	Brian Mitchell (2000)	47
	Duce Staley (1997)	47

KICKOFF RETURN YARDS SEASON

Rk	Player	Yds
1.	Allen Rossum (1999)	1,347
2.	Quintin Demps (2008)	1,314
3.	Derrick Witherspoon (1996)	1,271
4.	Brian Mitchell (2002)	1,162
5.	Duce Staley (1997)	1,139

KICKOFF RETURN TDs SEASON

Rk	Player	TD
1.	Derrick Witherspoon (1996)	2
	Timmy Brown (1966)	2

LONGEST KICKOFF RETURNS

Rk	Player	Yds
1.	Josh Huff (11/23/2014 vs. Titans)	107t
2.	Timmy Brown (9/17/1961 vs. Browns)	105t
3.	Russ Craft (10/7/1950 vs. Rams)	103t
4.	Chris Polk (9/21/2014 vs. Washington)	102t
5t.	Quintin Demps (11/23/2008 at Ravens)	100t
	Timmy Brown (9/22/1963 vs. Cardinals)	100t
	Dave Smukler (11/13/1938 at Brooklyn Dodgers)	100t

KICKOFF RETURNS GAME

Rk	Player	KOR
1t.	Quintin Demps (11/9/08 vs. Giants)	8
	Allen Rossum (11/21/99 vs. Colts)	8
	Derrick Witherspoon (11/24/96 at Cardinals)	8

KICKOFF RETURN YARDS GAME

Rk	Player	Yds
1.	Derrick Witherspoon (11/24/96 at Cardinals)	253
2.	Timmy Brown (11/6/66 vs. Cowboys)	247
3.	Allen Rossum (11/14/99 vs. Washington)	222

KICKOFF RETURN TDs GAME

Rk	Player	TD
1.	Timmy Brown (11/6/66 vs. Cowboys)	2

NFL Record



PUNT RETURN AVERAGE CAREER

Rk	Player	PR	FC	Yds	Avg	Lg	TD
1.	Ernie Steele (1942-48)	44	---	737	16.8	80t	1
2.	Steve Van Buren (1944-51)	34	---	473	13.9	55t	2
3.	Pat McHugh (1947-51)	31	---	402	13.0	69t	1
4.	Brian Westbrook (2002-09)	39	21	498	12.8	84t	2
5t.	Brian Mitchell (2000-02)	117	66	1,369	11.7	76t	2
	Darren Sproles (2014-19)	116	68	1,355	11.7	89t	4
7t.	Britain Covey (2022-24)	68	41	771	11.3	54	0
	Frank Reagan (1949-51)	27	---	304	11.3	42	1
9t.	Bosh Pritchard (1942, '47-51)	91	---	975	10.7	55t	1
	Vai Sikahema (1992-93)	73	30	778	10.7	87t	1

PUNT RETURNS CAREER

Rk	Player	PR
1.	Wally Henry (1977-82)	148
2.	DeSean Jackson (2008-13, '19-20)	132
3t.	Brian Mitchell (2000-02)	117
	John Sciarra (1978-83)	117
5.	Darren Sproles (2014-19)	116

PUNT RETURN YARDS CAREER

Rk	Player	Yds
1.	Brian Mitchell (2000-02)	1,369
2.	Darren Sproles (2014-19)	1,355
3.	DeSean Jackson (2008-13, '19-20)	1,296
4.	Wally Henry (1977-82)	1,231
5.	Larry Marshall (1974-77)	1,086

PUNT RETURN TDs CAREER

Rk	Player	TD
1t.	DeSean Jackson (2008-13, '19-20)	4
	Darren Sproles (2014-19)	4
3t.	Brian Westbrook (2002-09)	2
	Brian Mitchell (2000-02)	2
	Steve Van Buren (1944-51)	2

PUNT RETURN AVERAGE SEASON

Rk	Player	PR	FC	Yds	Avg	Lg	TD
1t.	Steve Van Buren (1944)	15	---	230	15.3	55	1
	Brian Westbrook (2003)	20	16	306	15.3	84t	2
3.	DeSean Jackson (2009)	29	15	441	15.2	85t	2
4.	Britain Covey (2023)	29	18	417	14.4	54	0
5.	Alvin Haymond (1968)	15	6	201	13.4	54t	1
6.	Darren Sproles (2016)	17	13	224	13.2	66	0
7.	Darren Sproles (2014)	39	16	506	13.0	82t	2
8.	Reno Mahe (2005)	21	9	269	12.8	44	0
9.	Frank Reagan (1949)	21	---	266	12.7	42	1
10.	Kelvin Martin (1995)	17	10	214	12.6	38	0

Led NFL Led Conference

PUNT RETURNS SEASON

Rk	Player	PR
1.	Wally Henry (1981)	54
2.	Rod Harris (1991)	53
3.	DeSean Jackson (2008)	50
4t.	Brian Mitchell (2002)	46
	Larry Marshall (1977)	46

PUNT RETURN YARDS SEASON

Rk	Player	Yds
1.	Brian Mitchell (2002)	567
2.	Darren Sproles (2014)	506
3.	Vai Sikahema (1992)	503
4.	Larry Marshall (1977)	489
5.	Brian Mitchell (2001)	467

PUNT RETURN TDs SEASON

Rk	Player	TD
1t.	Darren Sproles (2015)	2
	Darren Sproles (2014)	2
	DeSean Jackson (2009)	2
	Brian Westbrook (2003)	2

LONGEST PUNT RETURNS

Rk	Player	Yds
1.	Damaris Johnson (12/2/2012 at Cowboys)	98t
2.	Darren Sproles (9/27/2015 at Jets)	89t
3.	Vai Sikahema (11/22/1992 at Giants)	87t
4.	DeSean Jackson (9/13/2009 at Panthers)	85t
5.	Brian Westbrook (10/19/2003 at Giants)	84t
6.	Darren Sproles (12/6/2015 at Patriots)	83t
7.	Darren Sproles (9/28/2014 at 49ers)	82t
8t.	Brian Westbrook (12/21/2003 vs. 49ers)	81t
	Tommy McDonald (10/4/1959 vs. Giants)	81t
10.	Ernie Steele (10/25/1942 at Bears) (lateral)	80t

PUNT RETURNS GAME

Rk	Player	PR
1.	Larry Marshall (9/18/77 vs. Buccaneers)	9
2t.	DeSean Jackson (9/7/08 vs. Rams)	8
	Evan Cooper (10/26/86 vs. Chargers)	8
	Vai Sikahema (12/13/92 at Seahawks)	8

PUNT RETURN YARDS GAME

Rk	Player	Yds
1.	Alvin Haymond (10/6/68 at Washington)	140
2.	Darren Sproles (12/6/15 at Patriots)	115
3.	Vai Sikahema (11/22/92 at Giants)	111
4.	Britain Covey (12/4/22 vs. Titans)	105



INTERCEPTIONS RETURNED FOR TOUCHDOWNS (YARDS)

02/09/25..... Cooper DeJean vs. Chiefs (W)	38	12/22/91..... Otis Smith vs. Washington (W).....	74
12/29/24..... C.J. Gardner-Johnson vs. Cowboys (W).....	69	12/23/90..... Eric Allen vs. Cowboys (W).....	35
12/31/23..... Sydney Brown vs. Cardinals (L)	99	11/25/90..... Byron Evans vs. Giants (W).....	23
09/10/23..... Darius Slay at Patriots (W).....	70	11/12/90..... William Frizzell vs. Washington (W).....	30
12/24/22..... Josh Sweat at Cowboys (L).....	42	12/03/89..... Clyde Simmons at Giants (W).....	60
09/11/22..... James Bradberry at Lions (W).....	27	09/10/89..... Eric Everett vs. Seahawks (W).....	30
12/26/21..... Alex Singleton vs. Giants (W).....	29	10/27/85..... Wes Hopkins vs. Bills (W).....	24
11/21/21..... Darius Slay vs. Saints (W).....	51	09/29/85..... Herman Edwards vs. Giants (L).....	3
10/04/20..... Alex Singleton at 49ers (W).....	30	12/19/82..... Richard Blackmore vs. Oilers (W).....	20
10/06/19..... Nathan Gerry vs. Jets (W).....	51	12/17/78..... Frank LeMaster vs. Giants (W).....	9
01/21/18..... Patrick Robinson vs. Vikings (W)	50	10/15/78..... John Sanders vs. Washington (W).....	19
10/29/17..... Jalen Mills vs. 49ers (W).....	37	12/21/75..... Joe Lavender at Washington (W).....	36
12/22/16..... Malcolm Jenkins vs. Giants (W).....	34	Frank LeMaster at Washington (W).....	89
12/11/16..... Leodis McKelvin vs. Washington (L).....	29	09/29/74..... Joe Lavender vs. Baltimore Colts (W).....	37
10/16/16..... Malcolm Jenkins at Washington (L).....	64	12/09/73..... John Outlaw vs. Jets (W).....	45
12/06/15..... Malcolm Jenkins at Patriots (W).....	99	12/19/71..... Al Nelson at Giants (W).....	19
11/08/15..... Jordan Hicks* at Cowboys (W).....	67	10/19/69..... Bill Bradley* at Cowboys (L).....	56
10/19/15..... Nolan Carroll vs. Giants (W).....	17	10/13/69..... Nate Ramsey at Baltimore Colts (L).....	26
11/10/14..... Bradley Fletcher vs. Panthers (W).....	34	09/21/69..... Joe Scarpati vs. Browns (L).....	34
09/28/14..... Malcolm Jenkins at 49ers (L).....	53	12/10/67..... Joe Scarpati at Cowboys (L).....	67
12/22/13..... Brandon Boykin vs. Bears (W).....	54	10/08/67..... Don Hultz at Falcons (W).....	16
11/13/11..... Asante Samuel vs. Cardinals (L).....	20	11/20/66..... Jim Nettles at 49ers (W).....	34
11/15/10..... Dimitri Patterson at Washington (W).....	40	12/12/65..... Maxie Baughan at Steelers (W).....	33
12/06/09..... Sheldon Brown at Falcons (W).....	83	Jim Nettles* at Steelers (W).....	56
10/26/09..... Will Witherspoon at Washington (W).....	9	George Tarasovic at Steelers (W).....	40
01/04/09..... Asante Samuel at Vikings (W)	44	12/06/64..... Joe Scarpati* vs. Cowboys (W).....	24
12/15/08..... Asante Samuel vs. Browns (W).....	50	10/25/64..... Irv Cross at Steelers (W).....	94
10/12/08..... Juqua Parker at 49ers (W).....	55	11/10/63..... Lee Roy Caffey* at Giants (L).....	87
12/17/06..... Trent Cole at Giants (W).....	19	10/13/57..... Jimmy Harris* at Browns (L).....	65
12/10/06..... Michael Lewis at Washington (W).....	84	10/05/57..... Jerry Norton vs. Giants (L).....	99
11/12/06..... Sheldon Brown vs. Washington (W).....	70	10/14/56..... Eddie Bell at Steelers (W).....	28
10/08/06..... Lito Sheppard vs. Cowboys (W).....	102	11/13/55..... Bibbles Bawel vs. Browns (W).....	40
10/02/05..... Sheldon Brown at Chiefs (W).....	40	10/15/55..... Bibbles Bawel at Steelers (L).....	42
11/15/04..... Lito Sheppard at Cowboys (W).....	101	12/12/54..... Jerry Norton* vs. Giants (W).....	69
10/17/04..... Lito Sheppard vs. Panthers (W).....	64	11/15/53..... Chuck Bednarik vs. Baltimore Colts (W).....	26
10/05/03..... ND Kalu vs. Washington (W).....	15	12/14/52..... Mike Jarmoluk at Washington (L).....	45
01/11/03..... Bobby Taylor vs. Falcons (W)	39	12/07/52..... Vic Sears vs. Dallas Texans (W).....	9
12/21/02..... Shawn Barber at Cowboys (W).....	80	11/02/52..... Russ Craft at Packers (L).....	32
12/01/02..... Bobby Taylor vs. Rams (W).....	23	10/29/50..... Joe Muha vs. Washington (W).....	19
01/12/02..... Damon Moore vs. Buccaneers (W)	59	10/22/50..... Norm Willey* at Steelers (W).....	41
11/18/01..... William Hampton at Cowboys (W).....	33	09/24/50..... Frank Reagan at Chicago Cardinals (W) (lateral).....	46
Jeremiah Trotter at Cowboys (W).....	50	12/04/49..... Joe Muha at Giants (W).....	28
11/19/00..... Mike Caldwell vs. Cardinals (W).....	26	11/20/49..... Pat McHugh vs. NY Bulldogs (W).....	21
09/03/00..... Jeremiah Trotter at Cowboys (W).....	27	11/10/46..... Gil Steinke at Giants (L).....	52
01/02/00..... Al Harris vs. Rams (W).....	17	12/03/44..... Vic Lindsog* vs. Brooklyn Tigers (W).....	65
Mike Mamula vs. Rams (W).....	41	11/26/44..... Tom Miller vs. Bears (L).....	35
11/21/99..... Brandon Whiting vs. Colts (L).....	22	11/19/44..... Jack Hinkle at Washington (W).....	50
10/24/99..... Brian Dawkins at Dolphins (L).....	67	11/07/43..... Larry Cabrelli vs. Washington (T).....	24
10/03/99..... Bobby Taylor at Giants (L).....	18	10/31/43..... Ben Kish vs. Chicago Cardinals (W).....	86
12/07/97..... Brian Dawkins vs. Giants (L).....	64	09/16/38..... Jay Arnold at Pittsburgh Pirates (W).....	22
11/03/96..... Troy Vincent at Cowboys (W) (lateral).....	90	10/10/37..... Maurice Harper* at Washington (W).....	20
12/30/95..... William Thomas vs. Lions (W)	30	11/06/34..... Swede Hanson vs. Cincinnati Reds (W).....	---
Barry Wilburn vs. Lions (W)	24	11/26/33..... Lee Woodruff vs. Cincinnati Reds (W).....	55
09/10/95..... William Thomas at Cardinals (W).....	37		
12/24/94..... Mike Zordich at Bengals (L).....	18		
10/30/94..... Greg Jackson at Washington (W).....	55		
12/26/93..... Eric Allen vs. Saints (W).....	33		
Eric Allen vs. Saints (W).....	25		
10/03/93..... Eric Allen at Jets (W).....	94		
09/19/93..... Eric Allen vs. Washington (W).....	29		
01/03/93..... Eric Allen at Saints (W)	18		
12/06/92..... Seth Joyner vs. Vikings (W).....	24		
11/22/92..... Seth Joyner at Giants (W).....	43		

* Rookie | *Playoff Game*

MALCOLM JENKINS



FUMBLE RECOVERY TOUCHDOWNS (YARDS)

12/10/23.....Jalen Carter at Cowboys (L).....	42	11/15/70.....Steve Preece vs. Falcons (T).....	21
11/14/21.....Darius Slay at Broncos (W).....	83	12/18/66.....Harold Wells at Washington (W).....	60
10/31/21.....Darius Slay at Lions (W).....	33	10/10/65.....George Tarasovic at Cowboys (W).....	62
11/01/20.....Rodney McLeod vs. Cowboys (W).....	53	11/22/64.....Mike Morgan* vs. St. Louis Cardinals (L).....	0
10/18/20.....J.J. Arcega-Whiteside vs. Ravens (L).....	0	11/27/60.....J.D. Smith vs. Giants (W).....	0
12/15/19.....Nigel Bradham at Washington (W).....	48	11/20/60.....Jimmy Carr at Giants (W).....	38
10/06/19.....Orlando Scandrick vs. Jets (W).....	44	12/13/59.....Don Owens vs. Browns (L).....	3
12/25/17.....Derek Barnett* vs. Raiders (W).....	23	11/22/59.....Jerry Huth vs. Los Angeles Rams (W).....	0
12/10/17.....Brandon Graham at Rams (W).....	16	10/04/59.....Chuck Weber vs. Giants (W).....	0
11/26/17.....Nelson Agholor vs. Bears (W).....	0	12/12/54.....Norm Willey vs. Giants (W).....	0
11/19/17.....Nigel Bradham at Cowboys (W).....	37	10/25/53.....Tom Scott* at Chicago Cardinals (W).....	0
09/10/17.....Fletcher Cox at Washington (W).....	20	12/07/52.....Ebert Van Buren vs. Dallas Texans (W).....	0
01/03/16.....Walter Thurmond at Giants (W).....	83	11/16/52.....Pete Pihos vs. Chicago Cardinals (W).....	12
10/05/14.....Cedric Thornton vs. Rams (W).....	0	11/09/52.....Mike Jarmoluk vs. Washington (W).....	16
09/07/14.....Fletcher Cox vs. Jaguars (W).....	17	11/04/51.....Gerry Cowhig at Steelers (W).....	25
10/27/13.....Najee Goode vs. Giants (L).....	2	10/29/50.....John Green vs. Washington (W).....	2
12/18/11.....Juqua Parker vs. Jets (W).....	47	11/06/49.....Russ Craft vs. Los Angeles Rams (W).....	21
11/07/11.....Brian Rolle vs. Bears (L).....	22	10/31/48.....Bosh Pritchard at Steelers (W).....	18
09/11/11.....Juqua Parker at Rams (W).....	56	10/05/47.....Joe Muha vs. Giants (W).....	2
10/10/10.....Quintin Mikell at 49ers (W).....	52	10/08/44.....Jack Banta vs. Washington (T).....	0
12/13/09.....Sheldon Brown at Giants (W).....	60	10/31/43.....Jack Hinkle vs. Chicago Cardinals (W).....	0
09/13/09.....Victor Abiamiri at Panthers (W).....	2	10/24/43.....Al Wukits* at Giants (L).....	2
12/28/08.....Chris Clemons vs. Cowboys (W).....	73	11/01/42.....Rupert Pate at Washington (L).....	53
.....Joselio Hanson vs. Cowboys (W).....	96	09/20/42.....Vic Sears at Cleveland Rams (L).....	25
09/15/08.....Chris Gocong at Cowboys (L).....	0	09/15/40.....Don Looney* at Packers (L).....	44
12/30/07.....Kevin Curtis vs. Bills (W).....	0	10/15/39.....Theodore Schmitt at Giants (L).....	63
12/23/07.....Kevin Curtis at Saints (W).....	0	09/25/38.....Joe Carter vs. Giants (W).....	92
09/24/06.....Mike Patterson at 49ers (W).....	98Bob Pylman* vs. Giants (W).....	88
10/09/05.....Sheldon Brown at Cowboys (L).....	80	09/16/38.....Jay Arnold at Pittsburgh Pirates (W).....	18
01/16/05.....Freddie Mitchell vs. Vikings (W).....	0	10/31/37.....Joe Pilconis at Pittsburgh Pirates (L).....	22
12/15/02.....Carlos Emmons vs. Washington (W).....	44		
12/09/01.....Brian Dawkins vs. Chargers (W).....	49		
09/30/01.....Damon Moore vs. Cowboys (W).....	10		
09/15/97.....William Thomas at Cowboys (L).....	37		
12/22/96.....Mike Mamula vs. Cardinals (W).....	4		
10/13/96.....William Thomas at Giants (W).....	23		
09/30/96.....Rhett Hall vs. Cowboys (L).....	32		
12/24/95.....Jerome Henderson at Bears (L).....	0		
10/29/95.....Kevin Johnson vs. St. Louis Rams (W).....	37		
10/15/95.....Mike Zordich at Giants (W).....	58		
09/24/95.....Greg Jackson at Raiders (L).....	45		
01/03/94.....Byron Evans at 49ers (W).....	30		
09/13/92.....Reggie White at Phoenix Cardinals (W).....	37		
11/24/91.....Seth Joyner at Phoenix Cardinals (W).....	34		
.....Clyde Simmons at Phoenix Cardinals (W).....	0		
10/06/91.....Seth Joyner at Buccaneers (L).....	0		
11/12/90.....Clyde Simmons vs. Washington (W).....	18		
12/03/89.....Andre Waters at Giants (W).....	3		
11/20/88.....Cris Carter at Giants (W).....	0		
09/20/87.....Seth Joyner vs. Saints (W).....	18		
09/13/87.....Reggie White at Washington (L).....	70		
12/15/85.....Dave Little at Chargers (L).....	0		
12/26/82.....Greg Brown at Cowboys (W).....	0		
10/11/81.....Frank LeMaster at Saints (W).....	47		
09/27/81.....Greg Brown* vs. Washington (W).....	7		
11/16/80.....Jerry Robinson at Washington (W).....	59		
11/19/78.....Herman Edwards at Giants (W).....	26		
12/01/74.....Will Wynn vs. Packers (W).....	87		
10/06/74.....Bill Dunstan at Chargers (W).....	46		
09/23/74.....Joe Lavender vs. Cowboys (W).....	96		
11/04/73.....Will Wynn* vs. Patriots (W).....	24		
11/21/71.....Ben Hawkins at St. Louis Cardinals (W).....	5		
.....Steve Smith at St. Louis Cardinals (W).....	5		

* Rookie | *Playoff Game*

LONGEST FUMBLE RECOVERY TOUCHDOWN

Rk	Player	Yds
1.	Mike Patterson (9/24/06 at 49ers).....	98t
2t.	Joselio Hanson (12/28/08 vs. Cowboys).....	96t
	Joe Lavender (9/23/74 vs. Cowboys).....	96t
4.	Joe Carter (9/25/38 vs. Giants).....	92t
5.	Boby Pylman (9/25/38 vs. Giants).....	88t
6.	Will Wynn (12/1/74 vs. Packers).....	87t
7t.	Darius Slay (11/14/21 at Broncos).....	83t
	Walter Thurmond (1/3/16 at Giants).....	83t
9.	Sheldon Brown (10/9/05 at Cowboys).....	80t
10.	Chris Clemons (12/28/08 vs. Cowboys).....	73t

FUMBLE RECOVERY TOUCHDOWNS CAREER

Rk	Player	TD
1t.	Fletcher Cox (2012-).....	3
	Seth Joyner (1986-93).....	3
2t.	10x, last: Darius Slay (2020-).....	2

FUMBLE RECOVERY TOUCHDOWNS SEASON

Rk	Player	TD
1t.	Darius Slay (2021).....	2
	Juqua Parker (2011).....	2
	Kevin Curtis (2007).....	2
	Seth Joyner (1991).....	2



KICKOFF RETURN TOUCHDOWNS (YARDS)

10/23/16	Josh Huff vs. Vikings (W)	98
10/16/16	Wendell Smallwood* at Washington (L)	86
11/23/14	Josh Huff* vs. Titans (W)	107
09/21/14	Chris Polk vs. Washington (W)	102
11/23/08	Quintin Demps* at Ravens (L)	100
11/04/01	Brian Mitchell at Cardinals (W)	94
10/01/00	Brian Mitchell vs. Falcons (W)	89
11/14/99	Allen Rossum vs. Washington (W)	89
11/02/97	Willie Clark at Cardinals (L)	39
11/24/96	Derrick Witherspoon at Cardinals (L)	95
09/22/96	Derrick Witherspoon at Falcons (W)	97
12/17/95	Derrick Witherspoon vs. Cardinals (W)	86
12/24/94	Herschel Walker at Bengals (L)	94
11/18/84	Andre Waters* vs. Washington (W)	89
12/02/79	Billy Campfield vs. Lions (W)	92
12/11/77	Wilbert Montgomery* vs. Giants (W)	99
09/22/68	Alvin Haymond vs. Giants (L)	98
11/06/66	Timmy Brown vs. Cowboys (W)	93
	Timmy Brown vs. Cowboys (W)	90
09/22/63	Timmy Brown vs. Cardinals (L)	100
12/02/62	Timmy Brown at Washington (W)	99
09/17/61	Timmy Brown vs. Browns (W)	105
09/24/55	Jerry Norton vs. Giants (W)	96
10/07/50	Russ Craft vs. Rams (W)	103
09/28/47	Steve Van Buren vs. Washington (W)	95
12/02/45	Steve Van Buren at Giants (L)	98
11/12/44	Steve Van Buren* vs. Giants (T)	97
11/01/42	Bosh Pritchard* at Washington (L)	97
11/13/38	Dave Smukler at Brooklyn Dodgers (L)	100

* Rookie | *Playoff Game*

BLOCKED PUNTS RETURNED FOR TDs (YARDS)

12/06/15	Najee Goode at Patriots (W)	24
12/28/14	Trey Burton* at Giants (W)	27
10/05/14	Chris Maragos vs. Rams (W)	10
09/28/14	Brad Smith at 49ers (L)	0
11/22/92	Ken Rose at Giants (W)	3
09/02/84	Rich Kraynak at Giants (L)	8
10/31/71	Bill Hobbs vs. Broncos (W)	0
12/20/70	Mike Dirks vs. Steelers (W)	0
11/12/67	Jim Nettles at Rams (L)	0
12/18/49	Leo Skladany* at Rams (W)	2
11/02/47	Pete Pihos at Washington (W)	26
11/03/46	Augie Lio vs. Giants (W)	0

* Rookie | *Playoff Game*

MISSED FGs RETURNED FOR TDs (YARDS)

09/26/71	Al Nelson vs. Cowboys (L)	101
12/11/66	Al Nelson vs. Browns (W)	100
09/16/62	Timmy Brown vs. Cardinals (L)	99

BLOCKED FGs RETURNED FOR TDs (YARDS)

10/23/05	Matt Ware vs. Chargers (W)	65
11/20/88	Clyde Simmons at Giants (W)	15

PUNT RETURN TOUCHDOWNS (YARDS)

12/06/20	Jalen Reagor at Packers (L)	73
12/06/15	Darren Sproles at Patriots (W)	83
09/27/15	Darren Sproles at Jets (W)	89
11/10/14	Darren Sproles vs. Panthers (W)	65
09/28/14	Darren Sproles at 49ers (L)	82
12/02/12	Damaris Johnson* at Cowboys (L)	98
12/19/10	DeSean Jackson at Giants (W)	65
12/13/09	DeSean Jackson at Giants (W)	72
09/13/09	DeSean Jackson at Panthers (W)	85
10/05/08	DeSean Jackson* vs. Washington (L)	68
12/21/03	Brian Westbrook vs. 49ers (L)	81
10/19/03	Brian Westbrook at Giants (W)	84
11/25/02	Brian Mitchell at 49ers (W)	76
09/24/00	Brian Mitchell at Saints (W)	72
11/22/92	Vai Sikahema at Giants (W)	87
11/30/86	Greg Garrity at Raiders (W)	76
09/03/78	Wally Henry vs. Rams (L)	57
10/06/68	Alvin Haymond at Washington (L)	54
11/06/66	Aaron Martin vs. Cowboys (W)	67
12/19/65	Bob Shann* vs. Lions (L)	63
12/03/61	Timmy Brown at Steelers (W)	66
10/11/59	Art Powell* vs. Steelers (W)	58
10/04/59	Tommy McDonald vs. Giants (W)	81
11/09/52	Don Stevens* vs. Washington (W)	56
10/26/52	Bibbles Bawel* at Giants (W)	52
12/04/49	Frank Reagan at Giants (W)	41
10/30/49	Clyde Scott* at Steelers (W)	70
10/31/48	Bosh Pritchard at Steelers (W)	55
12/21/47	Bosh Pritchard at Steelers (W)	79
11/23/47	Pat McHugh* at Boston Yanks (L)	69
11/02/47	Pete Pihos* at Washington (W)	26
12/08/46	Steve Van Buren at Boston Yanks (W)	50
10/22/44	Steve Van Buren* vs. Boston Yanks (W)	55
10/25/42	Ernie Steele* at Bears (L) (lateral)	80
10/18/36	Stumpy Thomason at Boston (L)	15

* Rookie | *Playoff Game*

DARREN SPROLES



NICK FOLES



JALEN HURTS

STARTING QUARTERBACK RECORDS (SINCE 1956)

2025..... Jalen Hurts 1-0	2001..... Donovan McNabb 11-5	1977..... Ron Jaworski 5-9
2024..... Jalen Hurts 12-2	2000..... Donovan McNabb 11-5	1976..... Mike Boryla 3-7
Tanner McKee 1-0	1999..... Doug Pederson 2-7	Roman Gabriel 1-3
Kenny Pickett 1-1	Donovan McNabb 2-4	1975..... Roman Gabriel 2-7
2023..... Jalen Hurts 11-6	Koy Detmer 1-0	Mike Boryla 2-3
2022..... Jalen Hurts 14-1	1998..... Bobby Hoying 1-6	1974..... Roman Gabriel 4-7
Gardner Minshew 0-2	Koy Detmer 1-4	Mike Boryla 3-0
2021..... Jalen Hurts 8-7	Rodney Peete 1-3	1973..... Roman Gabriel 5-8-1
Gardner Minshew 1-1	1997..... Ty Detmer 2-5	1972..... John Reaves 0-7
2020..... Carson Wentz 3-8-1	Bobby Hoying 2-3-1	Pete Liske 2-4-1
Jalen Hurts 1-3	Rodney Peete 2-1	1971..... Pete Liske 5-5
2019..... Carson Wentz 9-7	1996..... Ty Detmer 7-4	Rick Arrington 1-2-1
2018..... Carson Wentz 5-6	Rodney Peete 3-2	1970..... Norm Snead 3-9-1
Nick Foles 4-1	1995..... Rodney Peete 9-3	Rick Arrington 0-1
2017..... Carson Wentz 11-2	Randall Cunningham 1-3	1969..... Norm Snead 4-8-1
Nick Foles 2-1	1994..... Randall Cunningham 7-7	George Mira 0-1
2016..... Carson Wentz 7-9	Bubby Brister 0-2	1968..... Norm Snead 2-9
2015..... Sam Bradford 7-7	1993..... Bubby Brister 4-4	King Hill 0-2
Mark Sanchez 0-2	Randall Cunningham 4-0	John Huarte 0-1
2014..... Nick Foles 6-2	Ken O'Brien 0-4	1967..... Norm Snead 6-7-1
Mark Sanchez 4-4	1992..... Randall Cunningham 10-5	1966..... Norm Snead 5-5
2013..... Michael Vick 2-4	Jim McMahon 1-0	King Hill 2-0
Nick Foles 8-2	1991..... Jim McMahon 8-3	Jack Concannon 2-0
2012..... Michael Vick 3-7	Randall Cunningham 1-0	1965..... Norm Snead 4-5
Nick Foles 1-5	Jeff Kemp 1-1	King Hill 1-4
2011..... Michael Vick 7-6	Brad Goebel 0-2	1964..... Norm Snead 4-6
Vince Young 1-2	1990..... Randall Cunningham 10-6	King Hill 1-1
2010..... Michael Vick 8-3	1989..... Randall Cunningham 11-5	Jack Concannon 1-1
Kevin Kolb 2-3	1988..... Randall Cunningham 10-6	1963..... Sonny Jurgensen 2-6-1
2009..... Donovan McNabb 10-4	1987..... Randall Cunningham 7-5	King Hill 0-4-1
Kevin Kolb 1-1	Scott Tinsley 0-3	1962..... Sonny Jurgensen 3-9-1
2008..... Donovan McNabb 9-6-1	1986..... Ron Jaworski 3-6	King Hill 0-1
2007..... Donovan McNabb 8-6	Randall Cunningham 1-3-1	1961..... Sonny Jurgensen 10-4
A.J. Feeley 0-2	Matt Cavanaugh 1-1	1960..... Norm Van Brocklin 10-2
2006..... Donovan McNabb 5-5	1985..... Ron Jaworski 6-6	1959..... Norm Van Brocklin 7-5
Jeff Garcia 5-1	Randall Cunningham 1-3	1958..... Norm Van Brocklin 2-9-1
2005..... Donovan McNabb 4-5	1984..... Ron Jaworski 5-7-1	1957..... Bobby Thomason 2-5
Mike McMahon 2-5	Joe Pisarcik 1-2	Sonny Jurgensen 2-3
2004..... Donovan McNabb 13-2	1983..... Ron Jaworski 5-11	1956..... Bobby Thomason 3-5-1
Koy Detmer 0-1	1982..... Ron Jaworski 3-6	Adrian Burk 0-3
2003..... Donovan McNabb 12-4	1981..... Ron Jaworski 10-6	
2002..... Donovan McNabb 7-3	1980..... Ron Jaworski 12-4	
A.J. Feeley 4-1	1979..... Ron Jaworski 11-5	
Koy Detmer 1-0	1978..... Ron Jaworski 9-7	



PASSING

ATTEMPTS

1.	Carson Wentz (2016)	607
2.	Nick Foles (2012)	265
3.	John Reaves (1972)	224
4.	Donovan McNabb (1999)	216
5.	Davey O'Brien (1939)	201
6.	Jalen Hurts (2020)	148
7.	Mike Boryla (1974)	102
8.	Foster Watkins (1940)	85
9.	Randall Cunningham (1985)	81
10t.	Rick Arrington (1970)	73
	Red Kirkman (1933)	73

COMPLETIONS

1.	Carson Wentz (2016)	379
2.	Nick Foles (2012)	161
3.	John Reaves (1972)	108
4.	Donovan McNabb (1999)	106
5.	Davey O'Brien (1939)	99
6.	Jalen Hurts (2020)	77
7.	Mike Boryla (1974)	60
8.	Rick Arrington (1970)	37
9.	Randall Cunningham (1985)	34
10.	Sonny Jurgensen (1957)	33

PASSING YARDS

1.	Carson Wentz (2016)	3,782
2.	Nick Foles (2012)	1,699
3.	John Reaves (1972)	1,508
4.	Davey O'Brien (1939)	1,324
5.	Jalen Hurts (2020)	1,061
6.	Donovan McNabb (1999)	948
7.	Mike Boryla (1974)	580
8.	Foster Watkins (1940)	565
9.	Randall Cunningham (1985)	548
10.	Sonny Jurgensen (1957)	470

TOUCHDOWNS

1.	Carson Wentz (2016)	16
2.	Donovan McNabb (1999)	8
3.	John Reaves (1972)	7
4t.	Jalen Hurts (2020)	6
	Nick Foles (2012)	6
	Davey O'Brien (1939)	6
7t.	Mike Boryla (1974)	5
	Sonny Jurgensen (1957)	5

COMPLETION PERCENTAGE

1.	Carson Wentz (2016)	62.4
2.	Nick Foles (2012)	60.8
3.	Mike Boryla (1974)	58.8
4.	Jalen Hurts (2020)	52.0
5.	Davey O'Brien (1939)	49.3

(min. 75 attempts)

PASSER RATING

1.	Carson Wentz (2016)	79.3
2.	Nick Foles (2012)	79.1
3.	Mike Boryla (1974)	78.9
4.	Jalen Hurts (2020)	77.6
5.	Donovan McNabb (1999)	60.1

(min. 75 attempts)

RUSHING

ATTEMPTS

1.	Po James (FB) (1972)	182
2.	Miles Sanders (2019)	179
3.	Keith Byars (FB) (1986)	177
4.	Lee Bouggess (FB) (1970)	159
5.	LeSean McCoy (2009)	155
6.	Billy Barnes (1957)	143
7.	James Joseph (1991)	135
8.	Correll Buckhalter (2001)	129
9.	Clarence Peaks (1957)	125
10.	Mike Hogan (1976)	123

RUSHING YARDS

1.	Miles Sanders (2019)	818
2.	LeSean McCoy (2009)	637
3.	Correll Buckhalter (2001)	586
4.	Keith Byars (FB) (1986)	577
5.	Po James (FB) (1972)	565
6.	Bryce Brown (2012)	564
7.	Mike Hogan (FB) (1976)	561
8.	Billy Barnes (1957)	529
9.	Josh Adams (2018)	511
10.	Clarence Peaks (1957)	495

TOUCHDOWNS

1t.	Kenneth Gainwell (2021)	5
	Don Johnson (1953)	5
	Steve Van Buren (1944)	5
4t.	Corey Clement (2017)	4
	Bryce Brown (2012)	4
	LeSean McCoy (2009)	4
	Ken Keller (1956)	4
	Mel Bleeker (1944)	4
	Jim Castiglia (FB) (1941)	4

RECEIVING

RECEPTIONS

1.	Keith Jackson (TE) (1988)	81
2.	Jordan Matthews (2014)	67
3.	DeVonta Smith (2021)	64
4.	DeSean Jackson (2008)	62
5.	Don Looney (E) (1940)	58
6.	Jeremy Maclin (2009)	56
7.	Charle Young (TE) (1973)	55
8t.	Miles Sanders (RB) (2019)	50
	Lee Bouggess (RB) (1970)	50
10.	Reggie Brown (2005)	43

RECEIVING YARDS

1.	DeVonta Smith (2021)	916
2.	DeSean Jackson (2008)	912
3.	Jordan Matthews (2014)	872
4.	Keith Jackson (TE) (1988)	869
5.	Charle Young (TE) (1973)	854
6.	Jeremy Maclin (2009)	773
7.	Fred Barnett (1990)	721
8.	Don Looney (E) (1940)	707
9.	Calvin Williams (1990)	602
10.	Reggie Brown (2005)	571

TOUCHDOWNS

1.	Calvin Williams (1990)	9
2t.	Jordan Matthews (2014)	8
	Fred Barnett (1990)	8
	Bobby Walston (E) (1951)	8
5.	Pete Pihos (E) (1947)	7
6t.	Keith Jackson (TE) (1988)	6
	Charle Young (TE) (1973)	6
8t.	DeVonta Smith (2021)	5
	Hal Giancanelli (B) (1953)	5

TOTAL OFFENSE

SCRIMMAGE YARDS

1.	Miles Sanders (RB) (2019)	1,327
2.	DeSean Jackson (WR) (2008)	1,008
3.	LeSean McCoy (RB) (2009)	945
4.	DeVonta Smith (WR) (2021)	916
5.	Charle Young (TE) (1973)	878
6.	Jordan Matthews (WR) (2014)	872
7.	Keith Jackson (TE) (1988)	869
8.	Lee Bouggess (RB) (1970)	802
9.	Jeremy Maclin (WR) (2009)	766
10.	Billy Barnes (RB) (1957)	741

TOUCHDOWNS

1.	Calvin Williams (WR) (1990)	9
2t.	Jordan Matthews (WR) (2014)	8
	Fred Barnett (WR) (1990)	8
	Bobby Walston (E) (1951)	8
	Pete Pihos (E) (1947)	8
	Mel Bleeker (RB) (1944)	8
7t.	Charle Young (TE) (1973)	7
	Don Johnson (RB) (1953)	7
	Steve Van Buren (RB) (1944)	7
10t.	Kenneth Gainwell (RB) (2021)	6
	Miles Sanders (RB) (2019)	6
	Corey Clement (RB) (2017)	6
	Keith Jackson (TE) (1988)	6
	Hal Giancanelli (B) (1953)	6



DEVONTA SMITH



SACKS

SACKS (SINCE 1982)

1.	Corey Simon (DT) (2000)	9.5
2t.	Jalen Carter (DE) (2023)	6.0
	Derrick Burgess (DE) (2001)	6.0
4t.	Fletcher Cox (DT) (2012)	5.5
	Mike Mamula (DE) (1995)	5.5
	Derek Barnett (DE) (2017)	5.0
	Trent Cole (DE) (2005)	5.0
8.	Jerome Brown (DT) (1987)	4.0
9.	Mike Patterson (DT) (2005)	3.5
10.	Brandon Graham (DE) (2010)	3.0

INTERCEPTIONS

INTERCEPTIONS (SINCE 1940)

1t.	Tom Brookshier (DB) (1953)	8
	Ed "Bibbles" Bawel (B) (1952)	8
3.	Herman Edwards (DB) (1977)	6
4t.	Eric Allen (DB) (1988)	5
	Randy Logan (S) (1973)	5
	Jerry Norton (DB) (1954)	5
	Steve Van Buren (B) (1944)	5
8t.	Roynell Young (CB) (1980)	4
	Brenard Wilson (S) (1979)	4

KICKING

POINTS

1.	Cody Parkey (2014)	150
2.	Alex Henery (2011)	118
3.	Paul McFadden (1984)	116
4.	Jake Elliott (2017)	110
5.	Tony Franklin (1979)	105

FIELD GOALS

1.	Cody Parkey (2014)	32
2.	Paul McFadden (1984)	30
3.	Jake Elliott (2017)	26
4.	Alex Henery (2011)	24
5.	Tony Franklin (1979)	23

FIELD GOAL ATTEMPTS

1.	Paul McFadden (1984)	37
2.	Cody Parkey (2014)	36
3t.	Jake Elliott (2017)	31
	Tony Franklin (1979)	31
5.	Alex Henery (2011)	27

FIELD GOAL PERCENTAGE

1t.	Cody Parkey (2014)	88.9
	Alex Henery (2011)	88.9
3.	Jake Elliott (2017)	83.7
4.	Paul McFadden (1984)	81.1
5.	Tony Franklin (1979)	74.2

(min. 16 FG attempts)

PUNTING

PUNTS

1.	John Teltschik (1986)	108
2.	Tom Hutton (1995)	85
3.	Merritt Kersey (1974)	82
4t.	Max Runager (1979)	74
	Bill Bradley (1969)	74

PUNTING YARDS

1.	John Teltschik (1986)	4,493
2.	Tom Hutton (1995)	3,682
3.	Sav Rocca (2007)	3,066
4.	Merritt Kersey (1974)	2,959
5.	Bill Bradley (1969)	2,942

GROSS AVERAGE

1.	Tom Hutton (1995)	43.32]
2.	Chas Henry (2011)	42.88
3.	Sav Rocca (2007)	42.00
4.	John Teltschik (1986)	41.60
5.	Bill Bradley (1969)	39.76

(min. 2.5 punts/game)

KICKOFF RETURNS

KICKOFF RETURNS

1.	Quintin Demps (2008)	52
2.	Herman Hunter (1985)	48
3.	Duce Staley (1997)	47
4.	Brandon Boykin (2012)	45
5.	Allen Rossum (1998)	44
6.	J.R. Reed (2004)	33
7t.	Jorrick Calvin (2010)	32
	Billy Walik (1970)	32
9.	Dion Lewis (2011)	31
10t.	Ted Dean (1960)	26
	Al Nelson (1965)	26

KICKOFF RETURN YARDS

1.	Quintin Demps (2008)	1,314
2.	Duce Staley (1997)	1,139
3.	Allen Rossum (1998)	1,080
4.	Herman Hunter (1985)	1,047
5.	Brandon Boykin (2012)	1,037
6.	Billy Walik (1970)	805
7.	J.R. Reed (2004)	761
8.	Jorrick Calvin (2010)	692
9.	Al Nelson (1965)	683
10.	Dion Lewis (2011)	669

KICKOFF RETURN AVERAGE (SINCE 1941)

1.	Josh Huff (2014)	29.6
2.	Tommy McDonald (1957)	27.6
3.	Israel Lang (1964)	27.1
4.	Art Powell (1959)	27.1
5.	Don Stevens (1952)	27.1
6.	Wilbert Montgomery (1977)	26.9
7.	Al Nelson (1965)	26.3
8.	Quintin Demps (2008)	25.3
9.	Billy Walik (1970)	25.2
10.	Allen Rossum (1998)	24.6

(min. 10 returns)

PUNT RETURNS

PUNT RETURNS

1.	DeSean Jackson (2008)	50
2.	Evan Cooper (1984)	40
3.	Ed "Bibbles" Bawel (1952)	34
4.	Bill Bradley (1969)	28
5t.	Damaris Johnson (2012)	26
	Tommy McDonald (1957)	26
7.	Allen Rossum (1998)	22
8.	Jerry Norton (1954)	21
9t.	Bobby Morse (1987)	20
	Billy Walik (1970)	20

PUNT RETURN YARDS

1.	DeSean Jackson (2008)	440
2.	Damaris Johnson (2012)	291
3.	Ed "Bibbles" Bawel (1952)	261
4.	Evan Cooper (1984)	250
5.	Steve Van Buren (1944)	230
6.	Dexter Wynn (2004)	194
7.	Allen Rossum (1998)	187
8.	Ernie Steele (1942)	184
9.	Bill Bradley (1969)	181
10.	Don Stevens (1952)	172

PUNT RETURN AVERAGE (SINCE 1941)

1.	Pat McHugh (1947)	15.7
2.	Steve Van Buren (1944)	15.3
3.	Damaris Johnson (2012)	11.2
4.	Dexter Wynn (2004)	10.8
5.	Don Stevens (1952)	10.8
6.	Jorrick Calvin (2010)	10.4
7t.	Ken Keller (1956)	9.7
	Bosh Pritchard (1942)	9.7
9.	DeSean Jackson (2008)	8.8
10.	Allen Rossum (1998)	8.5

(min. 10 returns)



COREY SIMON



PASSING YARDS

Rk	Player	Yds
1.	Nick Foles (12/9/2012 at Buccaneers).....	381
2.	Carson Wentz (11/6/2016 at Giants).....	364
3.	Nick Foles (12/23/2012 vs. Washington).....	345
4.	Jalen Hurts (12/27/2020 at Cowboys).....	342
5.	Jalen Hurts (12/20/2020 at Cardinals).....	338
6.	Carson Wentz (12/11/2016 vs. Washington).....	314
7.	Carson Wentz (12/4/2016 at Bengals).....	308
8.	Carson Wentz (9/25/2016 vs. Steelers).....	301

COMPLETIONS

Rk	Player	Cmp
1.	Carson Wentz (12/4/2016 at Bengals).....	36
2t.	Carson Wentz (12/11/2016 vs. Washington).....	32
	Carson Wentz (10/30/2016 at Cowboys).....	32
	Nick Foles (12/23/2012 vs. Washington).....	32
	Nick Foles (12/9/2012 at Buccaneers).....	32

PASSING TOUCHDOWNS

Rk	Player	TD
1t.	Jalen Hurts (12/20/2020 at Cardinals).....	3
	Donovan McNabb (1/2/2000 vs. Rams).....	3
	Sonny Jurgensen (11/24/1957 vs. Washington).....	3

RUSHING YARDS

Rk	Player	Yds
1.	Bryce Brown (11/26/12 vs. Panthers).....	178
2.	Bryce Brown (12/2/12 at Cowboys).....	169
3.	Correll Buckhalter (10/7/01 vs. Cardinals).....	134
4.	Steve Van Buren (11/5/44 at Brooklyn Tigers).....	129
5.	Keith Byars (12/7/86 vs. Cardinals).....	127
6t.	Miles Sanders (12/15/19 at Washington).....	122
	Charlie Garner (10/9/94 vs. Washington).....	122
8.	Don Johnson (11/29/53 at Giants).....	121
9.	Ryan Moats (12/11/05 vs. Giants).....	114
10.	Charlie Garner (10/2/94 at 49ers).....	111

RECEIVING YARDS

Rk	Player	Yds
1.	Don Looney (12/1/40 at Washington).....	180
2.	Hank Baskett (12/31/06 vs. Falcons).....	177
3.	Jeremy Maclin (1/9/10 at Cowboys) (NFC WC).....	146
4t.	Jeremy Maclin (10/11/09 vs. Buccaneers).....	142
	Keith Jackson (12/31/88 at Bears) (NFC D).....	142
6.	Jordan Matthews (11/10/14 vs. Panthers).....	138
7.	Don Looney (9/22/40 at Cleveland Rams).....	129
8.	Clyde Scott (11/13/49 at Washington).....	127
9.	DeVonta Smith (10/3/21 vs. Chiefs).....	122
10.	Herman Hunter (10/13/85 vs. L.A. Rams).....	120
11.	Fred Meyer (11/1/42 at Washington).....	119
12.	Bobby Walston (10/21/51 at Giants).....	118
13.	DeVonta Smith (11/7/21 vs. Chargers).....	116
14.	Don Looney (9/15/40 at Packers).....	115

LONGEST RUSHING TOUCHDOWN

Rk	Player	Yds
1.	Herman Hunter (11/24/1985 at Cowboys).....	74t
2.	John Brewer (10/4/1952 vs. Giants).....	71t
3t.	Steve Van Buren (11/5/1944 at Brooklyn Tigers).....	70t
	John Kusko (11/22/1936 vs. Bears).....	70t
5t.	LeSean McCoy (11/1/2009 vs. Giants).....	66t
	Don Johnson (11/15/1953 vs. Colts).....	66t
7t.	Miles Sanders (10/27/19 at Bills).....	65t
	Bryce Brown (12/26/2012 vs. Panthers).....	65t
9.	Don Johnson (11/29/1953 at Giants).....	63t
10.	Ryan Moats (12/18/2005 at Rams).....	59t

LONGEST RECEIVING TOUCHDOWN

Rk	Player	Yds
1.	Fred Barnett (12/2/1990 at Bills).....	95t
2.	Hank Baskett (12/31/2006 vs. Falcons).....	89t
3.	Hank Baskett (10/8/2006 vs. Cowboys).....	87t
4.	Kenny Jackson (10/21/1984 vs. Giants).....	83t
5.	Charle Young (11/18/1973 at Cowboys).....	80t
6.	Mel Bleeker (10/22/1944 vs. Boston Yanks).....	75t
7.	Glen Young (11/6/1983 vs. Cowboys).....	71t
8.	Clyde Scott (11/13/1949 at Washington).....	70t

LONGEST KICKOFF RETURN

Rk	Player	Yds
1.	Josh Huff (11/23/14 vs. Titans).....	107t
2.	Quintin Demps (11/23/08 at Ravens).....	100t
3.	Wilbert Montgomery (12/11/77 vs. Giants).....	99t
4t.	Steve Van Buren (11/12/44 vs. Giants).....	97t
	Bosh Pritchard (11/1/42 at Washington).....	97t
6.	Art Powell (10/4/59 vs. Giants).....	95
7.	Andre Waters (11/18/84 vs. Washington).....	89t
8.	Wendell Smallwood (10/16/16 at Washington).....	86t
9.	Billy Walik (10/25/70 at Packers).....	82
10.	Jim Castiglia (10/19/41 vs. Washington).....	72

LONGEST PUNT RETURN

Rk	Player	Yds
1.	Damaris Johnson (12/2/12 at Cowboys).....	98t
2.	Jalen Reagor (12/6/20 at Packers).....	73t
3.	Clyde Scott (10/30/49 at Steelers).....	70t
4.	Pat McHugh (11/23/47 at Boston Yanks).....	69t
5.	DeSean Jackson (10/5/08 vs. Washington).....	68t
6.	Bob Shann (12/19/65 vs. Lions).....	63t
7.	Ernie Steele (10/11/42 at Giants).....	62
8.	DeSean Jackson (9/7/08 vs. Rams).....	60
9.	Art Powell (10/11/59 vs. Steelers).....	58t
10.	Don Stevens (11/9/52 vs. Washington).....	56t2



SCORING

MOST TOUCHDOWNS

- 5 James Stewart, Jaguars (10/12/97 at Jax.) (all rushing)
 4 8x, last: Chase Claypool, Steelers (10/11/20 at Pit.)

MOST FIELD GOALS

- 5 7x, last: Josh Brown, Giants (10/27/13 at Phi., 5 att)

LONGEST FIELD GOAL

- 63 Brett Maher, Cowboys (10/20/19 at Dal.)
 62 Brett Maher, Cowboys (12/9/18 at Dal.)
 62 Matt Bryant, Buccaneers (10/22/06 at TB)
 61 Joey Slye, Commanders (10/29/23 at Was.)
 60 Brandon Aubrey, Cowboys (12/10/23 at Dal.)
 59 Greg Zuerlein, Cowboys (11/1/20 vs. Dal.)

PASSING

MOST ATTEMPTS

- 63 Eli Manning, Giants (12/22/16 at Phi.)
 58 Ryan Fitzpatrick, Jets (9/27/15 at NYJ)
 57 Eli Manning, Giants (12/17/17 at NYG)
 56 Tom Brady, Patriots (12/6/15 at NE)
 56 Fran Tarkenton, Vikings (12/3/78 at Min.)

MOST COMPLETIONS

- 42 Dak Prescott, Cowboys (12/9/18 at Dal.)
 39, Sam Howell, Commanders (10/29/23 at Was.)
 38 Eli Manning, Giants (12/22/16 at Phi.)
 37 Eli Manning, Giants (12/17/17 at NYG)
 37 Daunte Culpepper, Vikings (9/20/04 at Phi.)

MOST PASSING YARDS

- 455 Dak Prescott (12/9/18 at Dal.)
 446 Jon Kitna, Lions (9/23/07 at Phi.)
 434 Eli Manning, Giants (12/17/17 at NYG)
 429 Eli Manning, Giants (9/28/14 at NYG)
 428 Joe Montana, 49ers (9/24/89 at Phi.)

MOST TOUCHDOWNS

- 5 13x, last: Jayden Daniels, Commanders (12/22/24 at Was.)

LONGEST PASSING PLAY

- 96 Bill Kilmer to Walter Roberts, Saints (11/19/67 at Phi.)
 93t Neil Lomax to Ernie Jones, Cardinals (12/10/88 at Pho.)
 91t Jon Kitna to Roy Williams, Lions (9/23/07 at Phi.)
 90t Seneca Wallace to Koren Robinson (11/2/08 at Sea.)
 90t Virgil Carter to Speedy Thomas, Bengals (9/19/71 at Cin.)

RUSHING

MOST ATTEMPTS

- 43 Butch Woolfolk, Giants (11/20/83 at Phi.)

MOST RUSHING YARDS

- 237 Emmitt Smith, Cowboys (10/31/93 at Phi.) 30 att.
 237 Jim Brown, Browns (11/19/61 at Cle.) 34 att.
 235 Doug Martin, Buccaneers (11/22/15 vs. TB) 27 att.
 223 Jim Brown, Browns (11/3/63 at Phi.) 28 att.
 221 Gerald Riggs, Washington (9/17/89 at Was.) 29 att.

MOST TOUCHDOWNS

- 5 James Stewart, Jaguars (10/12/97 at Jax.)
 4 3x, last: Joseph Addai, Colts (11/26/06 at Ind.)

LONGEST RUN FROM SCRIMMAGE

- 90t Adrian Peterson, Washington (12/3/18 at Phi.)
 87t John Henry Johnson, Steelers (12/11/60 at Pit.)
 85t Reggie Brooks, Washington (9/19/93 at Phi.)
 84t Herschel Walker, Cowboys (12/14/86 at Dal.)
 84 Doug Martin, Buccaneers (11/22/15 at Phi.)

RECEIVING

MOST RECEPTIONS

- 15 George Kittle, 49ers (10/4/20 at SF)
 13 Wes Welker, Patriots (11/25/07 at NE)
 13 Terrell Owens, 49ers (11/25/02 at SF)

MOST RECEIVING YARDS

- 225 Kenny Britt, Titans (10/24/10 at Ten.) 7 rec.
 217 Amari Cooper, Cowboys (12/9/18 at Dal.) 10 rec.
 213 Tony Hill, Cowboys (11/12/79 at Dal.) 7 rec.
 212 Hugh Taylor, Washington (9/28/47 at Phi.) 8 rec.
 204 Roy Williams, Lions (9/23/07 at Phi.) 9 rec.

MOST TOUCHDOWNS

- 3 22x, last: Tyreek Hill, Chiefs (10/3/21 vs. KC)

INTERCEPTIONS

MOST INTERCEPTIONS

- 3 14x, last: Lofa Tatupu, Seahawks (12/2/07 at Phi.)

LONGEST INTERCEPTION RETURN

- 107t Ed Reed, Ravens (11/23/08 at Bal.)
 100t Mike Gaechter, Cowboys (10/14/62 at Dal.)
 99t Patrick Robinson, Saints (11/5/12 at NO)
 98 Brandon McDonald (12/15/08 vs. Cle.)
 97t Darren Sharper, Saints (9/20/09 at Phi.)

MISCELLANEOUS

MOST PUNTS

- 14 Sammy Baugh, Washington (11/5/39 at Was.)

LONGEST PUNT

- 85 Sammy Baugh, Washington (12/1/40 at Was.)

LONGEST KICKOFF RETURN

- 105t Trindon Holliday, Broncos (9/29/13 at Den.)
 104t Buddy Young, Colts (11/15/53 at Phi.)
 103t George Hoey, Cardinals (11/21/71 at StL)
 102t Larry Jones, Washington (11/24/74 at Was.)
 101t Wallace Francis, Bills (10/7/73 at Buf.)
 101t Amos March, Cowboys (10/14/62 at Dal.)

LONGEST PUNT RETURN

- 90t Adam Jones, Titans (11/19/06 at Phi.)
 90t Jacquez Green, Washington (9/16/02 at Was.)
 88t Andre Coleman, Chargers (9/17/95 at Phi.)
 88t George Grosvenor, Cardinals (11/8/36 at Chi.)
 87t Ted Ginn Jr., Dolphins (11/18/07 at Phi.)

LONGEST FUMBLE RETURN

- 93t James Sanders, Cardinals (9/23/12 at Arz.)
 74t Bull Karcis, Giants (10/16/38 at NYG)
 69t DeMarcus Ware, Cowboys (10/8/06 at Phi.)
 65t Willie Teal, Vikings (12/1/85 at Phi.)
 64t Linval Joseph, Vikings (10/7/18 at Phi.)

LONGEST RETURN WITH INTERCEPTED LATERAL

- 93t Dick Poillon, Washington (11/21/48 at Phi.)



Best Season, Win Percentage	
1949	Won 11, Lost 1 (.917)
Best Season, Win Total	
2024	14 wins, 3 losses
2022	14 wins, 3 losses
Worst Season	
1936	Won 1, Lost 11 (.083)
Longest Winning Streak	
10	(10/13/24 - 12/15/24)
9	(9/24/17 - 11/26/17)
9	(10/19/03 - 12/15/03)
9	(9/30/60 - 12/4/60)
Longest Home Winning Streak	
13	(12/14/47 - 12/11/49)
Longest Home Losing Streak	
10	(10/14/12 - 10/27/13)
Longest Road Winning Streak	
9	(10/19/03 - 10/24/04)
9	(11/12/00 - 12/16/01)
Longest Road Losing Streak	
12	(12/14/97 - 10/3/99)
12	(10/15/39 - 12/1/40)
Longest Losing Streak	
14	(9/20/36 - 9/21/37)
Consecutive Wins - Start of Season	
8	in 2022
Consecutive Wins - End of Season	
8	in 1949 (Reg. Season)
Consecutive Losses - Start of Season	
11	in 1968
Consecutive Losses - End of Season	
11	in 1936
Total Shutouts by Eagles	
37	last at Was., 12/30/18
Most Shutouts in a Season	
4	in 1934 and 1948
Consecutive Games Scored Points	
120	(11/18/62 - 10/3/71)
Consecutive Games Scored TD	
92	(10/2/77 - 10/16/83)
Largest Comeback Victory	
28-24	vs. Chicago Cardinals at Metropolitan Stadium, October 25, 1959 (came back from 24-0 deficit in 3rd qtr.)
28-24	vs. Washington at Griffith Stadium, October 27, 1946 (came back from 24-0 deficit at halftime)
Largest Comeback vs. Eagles	
23-28	vs. Minnesota Vikings at Veterans Stadium, December 1, 1985 (came back from 23-0 deficit in 4th qtr.)

SCORING

MOST POINTS SCORED	
477	(2022, 17 games)
474	(2014, 16 games)
463	(2024, 17 games)
457	(2017, 16 games)
444	(2021, 17 games)

FEWEST SCORED	
51	(1936, 12 games)
60	(1935, 11 games)
77	(1933, 9 games)

MOST ALLOWED	
444	(2012, 16 games)
430	(2015, 16 games)
428	(2023, 17 games)
418	(2020, 16 games)
409	(1967, 14 games)

FEWEST ALLOWED	
85	(1934, 11 games)
131	(1944, 10 games)
133	(1945, 10 games)

TOUCHDOWNS

MOST SCORED	
59	(2022, 17 games)
54	(2024, 17 games)
54	(2014, 16 games)
53	(2017, 16 games)
53	(2013, 16 games)

FEWEST SCORED	
6	(1936, 12 games)

MOST ALLOWED	
52	(2012, 16 games)
52	(1967, 14 games)
51	(2023, 17 games)
50	(2015, 16 games)
48	(2020, 16 games)
48	(2014, 16 games)

FEWEST ALLOWED	
10	(1934, 11 games)
17	(1950, 12 games)
17	(1949, 12 games)
18	(1945, 10 games)

MOST BY RUSHING	
32	(2022, 17 games)
29	(2024, 17 games)
26	(1945, 10 games)
25	(2021, 17 games)
25	(1949, 12 games)

MOST BY PASSING	
38	(2017, 16 games)
34	(1990, 16 games)
34	(1961, 14 games)
33	(1954, 12 games)

KICKING

MOST FIELD GOALS MADE	
35	(2016, 16 games)
33	(2008, 16 games)
32	(2014, 16 games)
32	(2010, 16 games)
32	(2009, 16 games)

MOST PATS MADE	
54	(2014, 16 games)
51	(2022, 17 games)
50	(1948, 12 games)
48	(2006, 16 games)
48	(1980, 16 games)

TOTAL NET YARDS

MOST GAINED	
6,676	(2013, 16 games)
6,614	(2022, 17 games)
6,386	(2011, 16 games)
6,348	(2014, 16 games)
6,242	(2024, 17 games)

PASSING

MOST ATTEMPTS	
623	(2015, 16 games)
621	(2014, 16 games)
620	(2005, 16 games)
618	(2012, 16 games)
613	(2019, 16 games)

MOST COMPLETIONS	
422	(2018, 16 games)
405	(2015, 16 games)
391	(2019, 16 games)
384	(2014, 16 games)
380	(2016, 16 games)

MOST YARDS GAINED (GROSS)

5,869	(2024, 15 games)
4,581	(2014, 16 games)
4,524	(2018, 16 games)
4,406	(2013, 16 games)
4,380	(2009, 16 games)

RUSHING

MOST ATTEMPTS	
632	(1949, 12 games)
621	(2024, 17 games)
587	(1978, 16 games)
581	(1950, 12 games)

MOST YARDS GAINED	
3,048	(2024, 17 games)
2,715	(2021, 17 games)
2,607	(1949, 12 games)
2,566	(2013, 16 games)
2,556	(1990, 16 games)

FIRST DOWNS

MOST FIRST DOWNS	
385	(2022, 17 games)
377	(2023, 17 games)
360	(2024, 17 games)
356	(2014, 16 games)
356	(2011, 16 games)

MOST BY RUSHING	
164	(2024, 17 games)
163	(2021, 17 games)
161	(2022, 17 games)
157	(1981, 16 games)
149	(2023, 17 games)

MOST BY PASSING	
221	(2018, 16 games)
218	(2014, 16 games)
215	(2019, 16 games)
204	(2008, 16 games)
203	(1997, 16 games)

MOST BY PENALTY	
45	(2020, 16 games)
41	(2003, 16 games)
37	(2017, 16 games)
36	(2015, 16 games)
35	(2019, 16 games)

SACKS

MOST SACKS MADE	
70	(2022, 17 games)
62	(1989, 16 games)
60	(1984, 16 games)
57	(1987, 15 games)
56	(2002, 16 games)
55	(1992, 16 games)
55	(1991, 16 games)

MOST SACKS ALLOWED	
104	(1986, 16 games)
72	(1987, 15 games)
65	(2020, 16 games)
64	(1997, 16 games)
64	(1992, 16 games)

FEWEST SACKS ALLOWED	
22	(1981, 16 games)
23	(2008, 16 games)
23	(1970, 14 games)
26	(1971, 14 games)
26	(1968, 14 games)

INTERCEPTIONS

MOST THROWN	
36	(1936, 12 games)
34	(1933, 9 games)
31	(1963, 14 games)
31	(1962, 14 games)
31	(1953, 12 games)

MOST INTERCEPTED	
33	(1944, 10 games)
32	(1988, 16 games)
31	(1950, 12 games)
30	(1960, 12 games)
30	(1989, 16 games)

FUMBLES

OPP. FUMBLES RECOVERED	
27	(1987, 15 games)
26	(1989, 16 games)
25	(1971, 14 games)
22	(1991, 16 games)
22	(2002, 16 games)
22	(1954, 12 games)

PENALTIES

MOST PENALTIES	
138	(1994, 16 games)
134	(2005, 16 games)
129	(2010, 16 games)
124	(2004, 16 games)
120	(1990, 16 games)

MOST YARDS PENALIZED	
1,130	(2005, 16 games)
1,107	(1994, 16 games)
1,101	(2010, 16 games)
995	(2014, 16 games)
983	(2006, 16 games)

**SCORING****MOST SCORED**

- 64 vs. Cincinnati Reds, 11/6/34
- 59 at Washington, 11/15/10
- 56 vs. Detroit Lions, 9/23/07
- 56 at Chicago Cardinals, 10/25/53
- 56 vs. Los Angeles Rams, 10/7/50

MOST ALLOWED

- 62 at Giants, 11/26/72
- 56 at Cowboys, 10/9/66
- 56 at Giants, 10/15/33

MOST, BOTH TEAMS

- 87 Eagles 59, Washington 28, (at Was.) 11/15/10
- 87 Eagles 45, Washington 42, (at Phil.) 9/28/47
- 86 Eagles, 44, Bengals 42, (at Phil.) 11/30/97

FEWEST, BOTH TEAMS

- 0 Eagles 0, Brooklyn Dodgers 0, (at Phil.), 10/1/39

MOST, BOTH TEAMS — ONE QUARTER

- 47 Eagles 20, Cardinals 27, (at StL), 12/13/64

MOST SCORED IN 1ST QUARTER

- 28 at Washington, 11/15/10
- 27 at Steelers, 12/12/65
- 26 vs. Cincinnati Reds, 11/6/34
- 24 at Falcons, 10/8/67

MOST ALLOWED IN 1ST QUARTER

- 28 at Broncos, 10/4/98
- 28 at Cowboys, 10/19/69
- 24 at Bills, 12/2/90
- 21 8x, last: at Broncos, 9/29/13

MOST SCORED BOTH TEAMS IN 1ST QUARTER

- 35 at Saints, 12/23/07, (E-21, S-14)
- 35 at Cowboys, 10/19/69, (E-7, C-28)
- 28 5x, last: at Commanders, 12/22/24, (E-21, C-7)

MOST SCORED IN 2ND QUARTER

- 31 vs. Lions, 12/30/95
- 28 vs. Panthers, 9/13/09
- 28 vs. Packers, 12/5/04
- 28 at Cowboys, 11/15/04
- 28 vs. Saints, 11/19/67

MOST ALLOWED IN 2ND QUARTER

- 28 vs. Bears, 10/4/87
- 28 vs. St. Louis Cardinals, 10/18/70
- 28 vs. Packers, 11/11/62
- 28 at Bears, 10/17/43

MOST SCORED BOTH TEAMS IN 2ND QUARTER

- 47 at St. Louis Cardinals, 12/13/64, (E-20, C-27)
- 42 at Cowboys, 11/15/04, (E-28, D-14)
- 42 at Washington, 11/27/83, (E-21, W-21)
- 38 at St. Louis Cardinals, 12/16/62, (E-21, C-17)

MOST SCORED IN 1ST HALF

- 45 at Washington, 11/15/10
- 42 vs. Lions, 9/23/07
- 38 vs. Lions, 12/30/95
- 35 3x, last: vs. Packers, 12/5/04

MOST ALLOWED IN 1ST HALF

- 42 at Cowboys, 10/19/69
- 38 at Giants, 11/26/72
- 35 6x, last: at Giants, 12/30/12

MOST SCORED BOTH TEAMS IN 1ST HALF

- 63 vs. Lions, 9/23/07, (E-42, D-21)
- 59 at Washington, 11/15/10, (E-45, R-14)
- 59 at St. Louis Cardinals, 12/16/62, (E-28, C-31)
- 57 at St. Louis Cardinals, 12/13/64, (E-27, C-30)
- 54 at Cowboys, 9/15/08, (E-30, D-24)

MOST SCORED IN 3RD QUARTER

- 21 at Lions, 10/31/21
- 21 vs. Steelers, 9/25/16
- 21 at Raiders, 11/3/13
- 21 at Falcons, 9/18/11
- 21 vs. Washington, 11/12/90
- 21 vs. Patriots, 11/4/73
- 21 at Washington, 12/3/67
- 21 vs. Chi. Cardinals (at Minneapolis), 10/25/59
- 21 vs. NY Giants, 10/4/59
- 21 vs. Washington, 11/28/54
- 21 vs. NY Bulldogs, 11/20/49

MOST ALLOWED IN 3RD QUARTER

- 28 vs. Washington, 10/1/55
- 23 at Giants, 10/21/51

MOST SCORED BOTH TEAMS IN 3RD QUARTER

- 42 vs. Washington, 10/1/55, (E-14, R-28)
- 35 at Washington, 12/3/67, (E-21, R-14)
- 34 at Washington, 11/1/42, (E-14, R-20)

MOST SCORED IN 4TH QUARTER

- 28 at NY Giants, 12/19/10
- 28 vs. Lions, 12/8/13
- 26 at Saints, 1/3/93
- 24 vs. Baltimore Colts, 11/15/53
- 23 at 49ers, 10/12/08

MOST ALLOWED IN 4TH QUARTER

- 28 vs. 49ers, 9/24/89
- 28 vs. Vikings, 12/1/85
- 28 vs. Chicago Cardinals, 12/7/47
- 28 vs. Bears, 11/30/41

MOST SCORED BOTH TEAMS IN 4TH QUARTER

- 42 vs. Chicago Cardinals, 12/7/47, (E-14, C-28)
- 38 vs. 49ers, 9/24/89, (E-10, S-28)
- 37 vs. NY Giants, 9/27/17, (E-13, G-24)
- 37 at Arizona Cardinals, 11/24/96, (E-17, A-20)

MOST SCORED IN 2ND HALF

- 35 at NY Giants, 12/19/10
- 35 at St. Louis Cardinals, 11/8/81
- 34 vs. Jaguars, 9/7/14
- 34 vs. Lions, 12/8/13
- 32 3x, last: vs. Falcons, 10/1/00

MOST ALLOWED IN 2ND HALF

- 49 vs. Bears, 11/30/41
- 42 vs. Chicago Cardinals, 12/7/47
- 34 at Oakland Raiders, 10/17/71
- 31 7x, last: at Broncos 9/29/13

MOST SCORED BOTH TEAMS IN 2ND HALF

- 56 vs. Chicago Cardinals, 12/7/1947, (E-14, C-42)
- 52 at Vikings, 12/15/2013, (E-21, V-31)
- 52 vs. Washington, 10/1/1955, (E-21, R-31)
- 50 vs. Lions, 12/30/1995, (E-20, D-30)
- 49 vs. Bears, 11/30/1941, (E-0, B-49)
- 49 vs. Washington, 9/28/47, (E-21, R-28)

**MOST DECISIVE VICTORY**

- 64 Eagles 64, Cincinnati Reds 0, 11/6/34
45 3x, last: vs. Boston Yanks (E-45, Y-0), 11/14/48

MOST DECISIVE LOSS

- 56 Giants 56, Eagles 0, 10/15/33
52 Giants 62, Eagles 10, 11/26/72

TOUCHDOWNS**MOST SCORED**

- 10 vs. Cincinnati Reds, 11/6/34
8 at Washington, 11/15/10
8 vs. Lions, 9/23/07
8 at Cardinals, 10/25/53
8 vs. Rams, 10/7/50

MOST ALLOWED

- 8 3x, last: at Giants, 11/26/72

MOST SCORED BY RUSHING

- 5 at Cowboys, 10/22/61
5 vs. Washington, 10/23/49
5 at Washington, 10/17/48
5 vs. Boston Yanks, 12/9/45

MOST ALLOWED BY RUSHING

- 6 vs. Packers, 11/11/62

MOST BY PASSING

- 7 at Raiders, 11/3/13
7 at Washington, 10/17/54

MOST ALLOWED BY PASSING

- 5 15x, last: at Commanders, 12/22/24

KICKING**MOST FIELD GOALS MADE**

- 6 at Oilers, 11/12/72
5 6x, last: vs. Giants, 1/8/23

MOST FIELD GOALS ALLOWED

- 5 7x, last: vs. Giants, 10/27/13

TOTAL YARDS**MOST YARDS GAINED**

- 592 at Washington, 11/15/10 (332 passing, 260 rushing)
583 vs. 49ers, 9/18/05 (443 passing, 140 rushing)
582 at Browns, 11/7/65 (352 passing, 230 rushing)
575 vs. Washington, 11/21/48 (199 passing, 376 rushing)
574 vs. Colts, 11/15/81 (339 passing, 235 rushing)

FEWEST YARDS GAINED

- 23 at Lions, 9/20/35
54 vs. Packers, 11/11/62

MOST YARDS ALLOWED

- 652 at Cowboys, 10/9/66 (440 passing, 212 rushing)

FEWEST YARDS ALLOWED

- 29 vs. Brooklyn Dodgers, 12/3/44

PASSING**MOST ATTEMPTS**

- 62 at Cardinals, 10/26/14
62 at Bears, 10/2/89
61 vs. Titans, 11/19/06
60 at Bengals, 12/4/16
60 at Washington, 12/1/40

FEWEST ATTEMPTS

- 3 vs. Steelers, 12/1/46

MOST ATTEMPTS ALLOWED

- 63 vs. Giants, 12/22/16
63 at 49ers, 11/25/02
58 at Jets, 9/27/15
57 at Giants, 12/17/17
57 at Patriots, 12/6/15

FEWEST ATTEMPTS ALLOWED

- 0 at Browns, 12/3/50
1 at NY Bulldogs, 9/22/49; at Cardinals, 11/8/36

MOST COMPLETIONS

- 37 vs. Washington, 12/26/15
37 at Washington, 12/20/14
36 at Bengals, 12/4/16
36 at Falcons, 9/14/15
36 at Cardinals, 10/26/14

FEWEST COMPLETIONS

- 0 at Boston, 10/18/36

MOST COMPLETIONS ALLOWED

- 42 at Cowboys, 12/9/18
39 at Commanders, 10/29/23
38 vs. Giants, 12/22/16
37 at Giants, 12/17/17
37 vs. Vikings, 9/20/04

FEWEST COMPLETIONS ALLOWED

- 0 at Browns, 12/3/50
0 vs. NY Bulldogs, 9/22/49
0 at Chicago Cardinals, 11/8/36
0 vs. Brooklyn Dodgers, 11/29/36
0 vs. Cincinnati Reds, 11/6/34

MOST YARDS GAINED (GROSS)

- 516 vs. Packers (11/27/22)
496 vs. Vikings (9/19/22)
486 vs. Giants (11/8/53)
483 at Saints (9/22/24)
478 at Buccaneers (9/25/23)

FEWEST YARDS GAINED (GROSS)

- 0 at Boston, 10/18/36

MOST YARDS ALLOWED (GROSS)

- 512 vs. Bills (11/26/23)
481 at Commanders (10/29/23)
462 at Cowboys (12/24/22)
460 vs. 49ers (12/3/23)
458 at Buccaneers (9/29/24)

FEWEST YARDS ALLOWED (GROSS)

- 0 4x, last: at Browns, 12/3/50

RUSHING**MOST ATTEMPTS**

- 64 at Washington, 12/2/51
64 at Baltimore Colts, 10/15/50
64 vs. Los Angeles Rams, 11/6/49
64 at Washington, 11/28/43

MOST ATTEMPTS ALLOWED

- 67 at Lions, 9/20/35

MOST YARDS GAINED

- 376 vs. Washington, 11/21/48

FEWEST YARDS GAINED

- 36 at Bears, 11/19/39
-23 vs. Lions, 11/17/40

MOST YARDS ALLOWED

- 370 at Lions, 9/20/35

**FEWEST YARDS ALLOWED**

-33	vs. Brooklyn Dodgers, 10/2/43
-26	at Boston Yanks, 12/8/46
6	vs. Chicago Bears, 11/26/17
10	vs. Boston Yanks, 10/22/44
13	vs. Brooklyn Tigers, 12/3/44

FIRST DOWNS**MOST FIRST DOWNS**

34	vs. Saints 10/11/15
34	vs. Colts, 11/15/81
33	vs. Vikings, 11/11/01
32	vs. Cardinals, 11/27/08; at Washington, 9/17/89; at Chicago Cardinals, 10/25/53; and at Washington, 12/2/51

MOST FIRST DOWNS ALLOWED

37	vs. Packers, 11/11/62
----	-----------------------

FEWEST FIRST DOWNS ALLOWED

1	at NY Bulldogs, 9/22/49; vs. Brooklyn Dodgers, 10/1/39; at Browns, 12/3/50
2	vs. Brooklyn Dodgers, 11/11/34

MOST BY PASSING

24	at Washington, 9/17/89
22	at Washington, 12/20/14
22	at Chargers, 11/15/09
22	at Chiefs, 10/2/05

MOST ALLOWED BY PASSING

23	at Cowboys, 12/9/18
22	vs. Chargers, 9/15/13
22	at Cardinals, 12/13/64

FEWEST ALLOWED BY PASSING

0	8x, last: at Browns, 12/3/50
---	------------------------------

MOST BY RUSHING

25	at Washington, 12/2/51
----	------------------------

MOST ALLOWED BY RUSHING

21	vs. Packers, 11/11/62 and vs. Browns, 12/13/59
----	--

FEWEST ALLOWED BY RUSHING

0	9x, last: vs. Minnesota, 9/14/23
---	----------------------------------

MOST BY PENALTY

8	at Bears, 11/3/02
8	vs. Lions, 12/2/79

MOST ALLOWED BY PENALTY

8	at Packers 9/26/19
---	--------------------

PENALTIES**MOST PENALTIES**

19	vs. Oilers, 10/2/88
16	at Seahawks, 12/13/92
16	at Giants, 12/3/89

FEWEST PENALTIES

0	18x, last: vs. Dolphins, 10/22/23
---	-----------------------------------

MOST PENALTIES BY OPPONENT

22	vs. Bears, 11/26/44
----	---------------------

FEWEST PENALTIES BY OPPONENT

0	Many times, last: at Jets, 10/14/07
---	-------------------------------------

MOST YARDS PENALIZED

191	at Seahawks, 12/13/92
171	vs. Saints, 11/23/03

FEWEST YARDS PENALIZED

0	19x, last: vs. Giants, 1/5/25
---	-------------------------------

MOST YARDS OPPONENT PENALIZED

170	vs. Bears, 11/26/44
-----	---------------------

FEWEST YARDS OPPONENT PENALIZED

0	Many times, last: at Jets, 10/14/07
---	-------------------------------------

MOST PENALTIES, BOTH TEAMS

31	Eagles 19, Houston Oilers 12 (at Phil.), 10/2/88
28	Eagles 13, St. Louis Rams 15 (at StL), 12/18/05

FEWEST PENALTIES, BOTH TEAMS

1	Eagles 1, Brooklyn Dodgers 0 (at Phil.), 10/1/39
1	Eagles 1, Chicago Cardinals 0 (at Chi.), 11/10/35
1	Eagles 1, Brooklyn Dodgers 0 (at Phil.), 11/11/34

MOST YARDS PENALIZED, BOTH TEAMS

272	Eagles 171, Saints 101 (at Phil.), 11/23/03
262	Eagles 157, Chicago Cardinals 105 (at Chi.), 11/30/52

FEWEST YARDS PENALIZED, BOTH TEAMS

5	Eagles 5, Pittsburgh Steelers 0 (at Phil.), 10/24/65
5	Eagles 5, Brooklyn Dodgers 0 (at Phil.), 10/1/39
5	Eagles 5, Chicago Cardinals 0 (at Chi.), 11/10/35
5	Eagles 5, Brooklyn Dodgers 0 (at Phil.), 11/11/34

FUMBLES**MOST COMMITTED**

10	vs. Giants, 10/9/43
----	---------------------

MOST LOST

6	at Washington, 11/6/55
6	at Boston Yanks, 12/8/46
6	vs. Steelers, 10/7/34

MOST COMMITTED BY OPPONENT

8	vs. Packers, 12/1/74
7	6x, last: at Giants, 12/28/02

MOST FUMBLES LOST BY OPPONENT

6	at Giants, 11/17/68
6	vs. NY Bulldogs, 11/20/49
5	6x, last: last at Oilers, 12/2/91

INTERCEPTIONS**MOST THROWN**

7	vs. Cowboys, 9/26/71
7	at Boston, 11/3/35
6	6x, last: vs. Cardinals, 10/21/56

MOST INTERCEPTED

9	at Steelers, 12/12/65
8	at Cardinals, 9/24/50
7	at Washington, 12/21/75

TOTAL TURNOVERS**MOST COMMITTED**

9	at Bears, 10/12/47
---	--------------------

MOST FORCED BY DEFENSE

12	at Steelers, 12/12/65 (9 INTs, 3 fumble rec.)
12	at Cardinals, 9/24/50 (8 INTs, 4 fumble rec.)

**PUNTS****MOST PUNTS**

- 15 at Giants, 12/6/87
- 12 vs. Giants, 12/12/54. at Packers, 11/2/52
vs. Washington, 10/4/42

FEWEST PUNTS

- 0 6x, last: at Cowboys, 12/24/22

KICKOFF RETURNS**MOST KICKOFF RETURNS**

- 9 at Giants, 11/26/72
- 9 at Giants, 11/10/46

MOST KICKOFF RETURNS ALLOWED

- 9 6x, last: vs. Cardinals, 11/27/08

MOST YARDS KICKOFF RETURNS

- 261 vs. Cowboys, 11/6/66
- 253 at Cardinals, 11/24/96
- 235 vs. Cardinals, 9/19/65

MOST YARDS KICKOFF RETURNS BY OPPONENT

- 256 at Browns, 11/7/65

PUNT RETURNS**MOST PUNT RETURNS**

- 12 at Browns, 12/3/50

MOST PUNT RETURNS BY OPPONENT

- 9 5x, last: at Cardinals, 12/24/05

MOST YARDS PUNT RETURNS

- 148 at Boston Yanks, 12/8/46

MOST YARDS PUNT RETURNS ALLOWED

- 147 vs. Cardinals, 10/2/66

SACKS**MOST SACKS RECORDED**

- 11 at Cowboys, 9/15/91
- 10 vs. Jets, 10/6/19
- 10 vs. Lions, 9/23/07
- 9 at Commanders, 9/25/22
- 9 vs. Panthers, 11/10/14
- 9 at Dolphins, 12/11/11
- 9 vs. Steelers, 9/21/08
- 9 at Falcons, 12/16/84

MOST SACKS ALLOWED

- 12 at Giants, 9/30/07
- 11 vs. Bears, 10/4/87
- 11 at Raiders, 11/30/86
- 11 vs. Lions, 11/16/86
- 11 at Cardinals, 12/18/83

**EAGLES HIGHS**

64	vs. Cin.	11/06/34
10	vs. Cin.	11/06/34
5	(4x) last at Dal.	10/22/61
7	(2x) last at Oak.	11/03/13
7	(2x) last at Hou.	11/12/72
6	at Hou.	11/12/72
34	(2x) last vs. NO	10/11/15
25	at Was.	12/02/51
24	at Was.	09/17/89
592	at Was.	11/15/10
64	(4x) last at Was.	12/02/51
376	vs. Was.	11/21/48
462	vs. Hou.	12/23/18
12	at NYG	09/30/07
486	vs. NYG	11/08/53
62	(2x) last at Ari.	10/26/14
37	(2x) last vs. Was.	12/26/15
7	(2x) last vs. Dal.	09/26/71
9	at Chi.	10/12/47
10	vs. NYG	10/09/43
6	(3x) last at Was.	11/06/55
15	at NYG	12/06/87
60.5	vs. LAR	09/20/20
19	vs. Hou.	10/02/88
191	at Sea.	12/13/92

OPPONENTS HIGHS

62	at NYG	11/26/72
8	(3x) last at NYG	11/26/72
6	vs. GB	11/11/62
5	(15x) last at Was.	12/22/24
7	at NO	11/30/69
5	(7x) last vs. NYG	10/27/13
37	vs. GB	11/11/62
21	(2x) last vs. GB	11/11/62
23	at Dal.	12/09/18
652	at Dal.	10/09/66
67	at Det.	09/20/35
370	at Det.	09/20/35
440	at Dal.	10/09/66
11	at Dal.	09/15/91
455	at Dal.	12/09/18
63	(2x) last vs. NYG	12/22/16
42	at Dal.	12/09/18
9	at Pit.	12/12/65
12	(2x) last at Pit.	12/12/65
8	vs. GB	12/01/74
6	(2x) last at NYG	11/17/68
15	at Was.	11/05/39
69.0	at Was.	12/27/03
22	vs. Chi.	11/26/44
170	vs. Chi.	11/26/44

CATEGORY

POINTS
TOUCHDOWNS
RUSHING TDS
PASSING TDS
FIELD GOALS ATTEMPTED
FIELD GOALS MADE
TOTAL FIRST DOWNS
RUSHING FIRST DOWNS
PASSING FIRST DOWNS
TOTAL NET YARDS
RUSHING ATTEMPTS
NET YARDS RUSHING
NET YARDS PASSING
QB SACKS ALLOWED
GROSS YARDS PASSING
PASS ATTEMPTS
PASS COMPLETIONS
INTERCEPTIONS THROWN
TOTAL TURNOVERS
FUMBLES BY
FUMBLES LOST
PUNTS
PUNTING AVERAGE
PENALTIES
YARDS PENALIZED

CATEGORY

POINTS
TOUCHDOWNS
RUSHING TDS
PASSING TDS
FIELD GOALS ATTEMPTED
FIELD GOALS MADE
TOTAL FIRST DOWNS
RUSHING FIRST DOWNS
PASSING FIRST DOWNS
TOTAL NET YARDS
RUSHING ATTEMPTS
NET YARDS RUSHING
NET YARDS PASSING
QB SACKS ALLOWED
GROSS YARDS PASSING
PASS ATTEMPTS
PASS COMPLETIONS
INTERCEPTIONS THROWN
TOTAL TURNOVERS
FUMBLES BY
FUMBLES LOST
PUNTS
PUNTING AVERAGE
PENALTIES
YARDS PENALIZED

EAGLES LOWS

0	vs. Dal.	12/31/17
0	vs. Dal.	12/31/17
0	vs. NYG	01/05/25
0	vs. Dal.	09/04/25
0	at NYG	10/20/24
0	vs. Car.	12/08/24
2	(5x) last vs. Was.	10/24/37
0	(7x) last at Dal.	10/09/05
0	(2x) last vs. NYG	10/05/57
23	at Det.	09/20/35
9	(4x) last at Dal.	10/09/05
-36	at Chi.	11/19/39
-13	vs. NYG	12/11/77
0	vs. Dal.	12/29/24
0	at Boston	10/18/36
3	vs. Pit.	12/01/46
0	at Boston	10/18/36
0	vs. Dal.	09/04/25
0	vs. Dal.	09/04/25
0	vs. Dal.	09/04/25
0	at Dal.	12/24/22
0.0	at Dal.	12/24/22
0	(18x) last vs. Mia.	10/22/23
0	(19x) last vs. NYG	01/05/25

OPPONENTS LOWS

0	at Was.	12/30/18
0	at Dal.	11/10/24
0	vs. NYG	01/05/25
0	vs. Dal.	09/04/25
0	at Was.	12/22/24
0	vs. Dal.	12/29/24
1	(3x) last at Cle.	12/03/50
0	(9x) last vs. Min.	09/14/23
0	(8x) last at Cle.	12/03/50
29	vs. Brooklyn	12/03/44
9	vs. Min.	09/14/23
-33	vs. Brooklyn	10/02/43
0	at Cle.	12/03/50
0	vs. Dal.	09/04/25
0	(4x) last at Cle.	12/03/50
0	at Cle.	12/03/50
0	(5x) last at Cle.	12/03/50
0	vs. Dal.	09/04/25
0	at Bal.	12/01/24
0	vs. Car.	12/08/24
0	vs. NYG	01/05/25
0	at Cin.	10/27/24
0.0	at Cin.	10/27/24
0	(11x) last at NYJ	10/14/07
0	(11x) last at NYJ	10/14/07



GAMES PLAYED

Rk	Player	Games (Starts)
1.	David Akers (K) (1999-2010).....	19 (0)
2.	Brian Dawkins (S) (1996-2008).....	18 (18)
3t.	Jon Runyan (T) (2000-08).....	17 (17)
	Tra Thomas (T) (1998-2008).....	17 (17)
5.	Donovan McNabb (QB) (1999-2009).....	16 (16)
6t.	Jake Elliott (K) (2017-)	15 (15)
	Lane Johnson (T) (2013-)	15 (15)
8t.	Koy Detmer (QB) (1998-2006).....	13 (0)
	Sheldon Brown (CB) (2002-09).....	13 (10)
10t.	Dallas Goedert (TE) (2018-)	12 (10)
	Brandon Graham (DE) (2010-24).....	12 (7)
	Fletcher Cox (DT) (2012-23).....	12 (12)
	Jason Kelce (C) (2011-23).....	12 (12)
	Quintin Mikell (S) (2003-10).....	12 (5)
	Mike Bartrum (LS/TE) (2000-06).....	12 (0)
	Todd Pinkston (WR) (2000-04).....	12 (10)
	Corey Simon (DT) (2000-04).....	12 (12)
	Bobby Taylor (CB) (1995-2003).....	12 (12)
	Darwin Walker (DT) (2001-06).....	12 (9)

SCORING

MOST POINTS, Career

134	David Akers (19 games)
114	Jake Elliott (15 games)
60	Jalen Hurts (9 games)
36	Brian Westbrook (11 games)
36	Harold Carmichael (7 games)
36	Tony Franklin (6 games)
36	Wilbert Montgomery (7 games)

MOST POINTS, Game

20	Jalen Hurts (2/12/23 vs. Chiefs) SB57
18	Saquon Barkley (1/26/25 vs. Commanders) NFC-C
18	Jalen Hurts (1/26/25 vs. Commanders) NFC-C
16	2x, last: Jake Elliott (2/9/25 vs. Chiefs) SB59
15	David Akers (1/19/02 at Bears) NFC-D
14	David Akers (1/4/09 at Vikings) NFC-WC
12	12x, last: Saquon Barkley (1/19/25 vs. Rams) NFC-D

MOST TOUCHDOWNS, Career

10	Jalen Hurts (9 games)
6	Brian Westbrook (11 games)
6	Harold Carmichael (7 games)
6	Wilbert Montgomery (7 games)
5	Duce Staley (7 games)
4	Donovan McNabb (16 games)
3	Saquon Barkley (4 games), A.J. Brown (7 games),
	LeGarrette Blount (3 games), Brent Celek (9 games),
	Alshon Jeffery (5 games), Chad Lewis (11 games),
	Fred Barnett (5 games), Steve Van Buren (4 games)

MOST TOUCHDOWNS, Game

3	3x, last: Saquon Barkley & Jalen Hurts (1/26/25 vs. Commanders) NFC-C
2	12x, last: Saquon Barkley (1/19/25 vs. Rams) NFC-D

MOST POINTS AFTER TOUCHDOWN, Career

41	David Akers (19 games)
36	Jake Elliott (15 games)

MOST POINTS AFTER TOUCHDOWN, Game

7	2x, last: Jake Elliott (1/26/25 vs. Commanders) NFC-C
5	2x, last: Jake Elliott (1/21/23 vs. Giants) NFC-D
4	5x, last: Jake Elliott (2/9/25 vs. Chiefs) SB59

MOST FIELD GOALS, Career

31	David Akers (19 games)
26	Jake Elliott (15 games)
7	Tony Franklin (6 games)
5	Roger Ruzek (4 games)

MOST FIELD GOALS, Game

4	Jake Elliott (2/9/25 vs. Chiefs) SB59
4	David Akers (1/4/09 at Vikings) NFC-WC
4	David Akers (1/19/02 at Bears) NFC-D
4	Luis Zendejas (12/31/88 at Bears) NFC-D
3	Jake Elliott (1/19/25 vs. Rams) NFC-D
3	Jake Elliott (1/12/25 vs. Packers) NFC-WC
3	Jake Elliott (1/5/20 vs. Seahawks) NFC-WC
3	Jake Elliott (2/4/18 vs. Patriots) SB52
3	Jake Elliott (1/13/18 vs. Falcons) NFC-D
3	David Akers (1/11/09 at Giants) NFC-D
3	David Akers (1/7/07 vs. Giants) NFC-WC
3	Gary Anderson (12/30/95 vs. Lions) NFC-WC

LONGEST FIELD GOALS

53	Jake Elliott (1/13/18 vs. Falcons) NFC-D
51	David Akers (1/4/09 at Vikings) NFC-WC
50	Jake Elliott (2/9/25 vs. Chiefs) SB59
48	2x: Jake Elliott (2/9/25 vs. Chiefs) SB59
48	David Akers (1/7/07 vs. Giants) NFC-WC
47	Jake Elliott (1/15/24 at Buccaneers) NFC-WC
46	Jake Elliott (1/5/20 vs. Seahawks) NFC-WC
46	Jake Elliott (2/4/18 vs. Patriots) SB52
46	David Akers (1/27/02 at Rams) NFC-C
46	David Akers (1/19/02 at Bears) NFC-D
45	David Akers (1/18/09 at Cardinals) NFC-C
45	David Akers (1/4/09 at Vikings) NFC-WC

PASSING

MOST PASSES ATTEMPTED, Career

577	Donovan McNabb (16 games)
256	Jalen Hurts (9 games)
226	Ron Jaworski (7 games)
214	Randall Cunningham (7 games)

MOST PASSES ATTEMPTED, Game

54	Randall Cunningham (12/31/88 at Bears) NFC-D
51	Donovan McNabb (2/6/05 vs. Patriots) SB39
49	Donovan McNabb (1/19/03 vs. Buccaneers) NFC-C
47	Donovan McNabb (1/18/09 at Cardinals) NFC-C

MOST PASSES COMPLETED, Career

341	Donovan McNabb (16 games)
171	Jalen Hurts (9 games)
143	Nick Foles (6 games)
113	Randall Cunningham (7 games)
103	Ron Jaworski (7 games)

MOST PASSES COMPLETED, Game

30	Donovan McNabb (2/6/05 vs. Patriots) SB39
28	Nick Foles (2/4/18 vs. Patriots) SB52
28	Donovan McNabb (1/18/09 at Cardinals) NFC-C
27	Jalen Hurts (2/12/23 vs. Chiefs) SB57
27	Randall Cunningham (12/31/88 at Bears) NFC-D
27	Tommy Thompson (12/28/47 at Chicago Cardinals) NFL-C

MOST YARDS GAINED, Career

3,752	Donovan McNabb (16 games)
1,813	Jalen Hurts (9 games)
1,633	Nick Foles (6 games)
1,390	Randall Cunningham (7 games)

**MOST YARDS GAINED, Game**

407	Randall Cunningham (12/31/88 at Bears) NFC-D
375	Donovan McNabb (1/18/09 at Cardinals) NFC-C
373	Nick Foles (2/4/18 vs. Patriots) SB52
357	Donovan McNabb (2/6/05 vs. Patriots) SB39
352	Nick Foles (1/21/18 vs. Vikings) NFC-C

MOST TOUCHDOWN PASSES, Career

24	Donovan McNabb (16 games)
11	Nick Foles (6 games)
10	Jalen Hurts (9 games)
9	Ron Jaworski (7 games)
4	Tommy Thompson (4 games)

MOST TOUCHDOWN PASSES, Game

3	Nick Foles (2/4/18 vs. Patriots) SB52
3	Nick Foles (1/21/18 vs. Vikings) NFC-C
3	Donovan McNabb (1/18/09 at Cardinals) NFC-C
3	Donovan McNabb (2/6/05 vs. Patriots) SB39
3	Rodney Peete (12/30/95 vs. Lions) NFC-WC
3	Ron Jaworski (12/23/79 vs. Bears) NFC-WC

LONGEST PASS PLAY

76t	Michael Vick to Jeremy Maclin (1/9/10 at Cowboys) NFC-WC
75t	Jeff Garcia to Donté Stallworth (1/13/07 at Saints) NFC-D
71t	Donovan McNabb to Brian Westbrook (1/4/09 at Vikings) NFC-WC
66	Randall Cunningham to Keith Jackson (1/5/91 vs. Washington) NFC-WC
65	Randall Cunningham to Keith Jackson (12/31/88 at Bears) NFC-D

RUSHING**MOST ATTEMPTS, Career**

141	Wilbert Montgomery (7 games)
129	Brian Westbrook (11 games)
93	Duce Staley (7 games)
93	Steve Van Buren (4 games)
91	Saquon Barkley (4 games)

MOST ATTEMPTS, Game

31	Steve Van Buren (12/18/49 at LA Rams) NFL-C
26	5x, last: Saquon Barkley (1/19/25 vs. Rams) NFC-D
25	2x, last: Saquon Barkley (2/9/25 vs. Chiefs) SB59
22	Chris Warren (12/31/00 vs. Buccaneers) NFC-WC

LONGEST RUN FROM SCRIMMAGE

78t	Saquon Barkley (1/19/25 vs. Rams) NFC-D
62t	Brian Westbrook (1/13/07 at Saints) NFC-D
60t	Saquon Barkley (1/26/25 vs. Commanders) NFC-C
55	Wilbert Montgomery (1/11/81 vs. Cowboys) NFC-C
49t	Brian Westbrook (1/7/07 vs. Giants) NFC-WC
49	Steve Van Buren (12/18/49 at LA Rams) NFL-C

MOST YARDS GAINED, Career

591	Brian Westbrook (11 games)
518	Wilbert Montgomery (7 games)
499	Saquon Barkley (4 games)
422	Donovan McNabb (16 games)
384	Duce Staley (7 games)

MOST YARDS GAINED, Game (includes all 100-yard performances)

205	Saquon Barkley (1/19/25 vs. Rams) NFC-D
196	Steve Van Buren (12/18/49 at LA Rams) NFL-C
194	Wilbert Montgomery (1/11/81 vs. Cowboys) NFC-C
141	Brian Westbrook (1/7/07 vs. Giants) NFC-WC
119	Saquon Barkley (1/12/25 vs. Packers) NFC-WC
118	Saquon Barkley (1/26/25 vs. Commanders) NFC-C
112	Kenneth Gainwell (1/21/23 vs. Giants) NFC-D
116	Brian Westbrook (1/13/07 at Saints) NFC-D
107	Donovan McNabb (1/11/04 vs. Packers) NFC-D
105	Heath Sherman (1/3/93 at Saints) NFC-WC

MOST TOUCHDOWNS RUSHING, Career

10	Jalen Hurts (9 games)
6	Wilbert Montgomery (7 games)
5	Saquon Barkley (4 games)
4	Donovan McNabb (16 games)
3	Boston Scott (8 games)
3	LeGarrette Blount (3 games)
3	Brian Westbrook (11 games)
2	Miles Sanders (4 games)
2	Steve Van Buren (4 games)
2	Duce Staley (7 games)

MOST TOUCHDOWNS, Game

3	3x, last: Saquon Barkley & Jalen Hurts (1/26/25 vs. Commanders) NFC-C
2	Saquon Barkley (1/19/25 vs. Rams) NFC-D
2	Miles Sanders (1/29/23 vs. 49ers) NFC-C
2	Brian Westbrook (1/13/07 at Saints) NFC-D
2	Wilbert Montgomery (12/27/81 vs. Giants) NFC-WC
2	Wilbert Montgomery (1/3/81 vs. Vikings) NFC-D

RECEIVING**MOST RECEPTIONS, Career**

52	Dallas Goedert (12 games)
43	DeVonta Smith (9 games)
38	Chad Lewis (11 games)
35	Duce Staley (7 games)
33	Zach Ertz (7 games)
33	Brian Westbrook (11 games)
32	Todd Pinkston (12 games)

MOST RECEPTIONS, Game

10	Brent Celek (1/18/09 at Cardinals) NFC-C
9	Nelson Agholor (2/4/18 vs. Patriots) SB52
9	Terrell Owens (2/6/05 vs. Patriots) SB39
9	Keith Byars (12/31/89 vs. LA Rams) NFC-WC and (12/31/88 at Bears) NFC-D
8	DeVonta Smith (1/15/24 at Buccaneers) NFC-WC
8	Zach Ertz (1/21/18 vs. Vikings) NFC-C
8	Duce Staley (1/27/02 at Rams) NFC-C
8	Fred Barnett (12/30/95 vs. Lions) NFC-WC
8	Jack Ferrante (12/28/47 at Chicago Cardinals) NFL-C

MOST YARDS GAINED, Career

595	DeVonta Smith (9 games)
562	Dallas Goedert (12 games)
465	Harold Carmichael (7 games)
433	Todd Pinkston (12 games)
409	Chad Lewis (11 games)
364	Alshon Jeffery (5 games)
360	Zach Ertz (7 games)
334	Brian Westbrook (11 games)

MOST YARDS GAINED, Game (includes all 100-yard performances)

148	DeVonta Smith (1/15/24 at Buccaneers) NFC-WC
146	Jeremy Maclin (1/9/10 at Cowboys) NFC WC
142	Keith Jackson (12/31/88 at Bears) NFC-D
122	Kevin Curtis (1/18/09 at Cardinals) NFC-C
122	Terrell Owens (2/6/05 vs. Patriots) SB39
116	Keith Jackson (1/5/91 vs. Washington) NFC-WC
111	Harold Carmichael (12/23/79 vs. Bears) NFC-WC
100	DeVonta Smith (2/12/23 vs. Chiefs) SB57
100	Corey Clement (2/4/18 vs. Patriots) SB52

**MOST TOUCHDOWNS, Career**

6	Harold Carmichael (7 games)
4	Dallas Goedert (12 games)
3	A.J. Brown (7 games)
3	Alshon Jeffery (5 games)
3	Brent Celek (9 games)
3	Brian Westbrook (11 games)
3	Fred Barnett (5 games)
3	Chad Lewis (11 games)
3	Duce Staley (7 games)

MOST TOUCHDOWNS, Game

2	Alshon Jeffery (1/21/18 vs. Vikings) NFC-C
2	Brent Celek (1/18/09 at Cardinals) NFC-C
2	Chad Lewis (1/23/05 vs. Falcons) NFC-C
2	Fred Barnett (1/3/93 at Saints) NFC-WC
2	Harold Carmichael (12/23/79 vs. Bears) NFC-WC

INTERCEPTIONS**MOST INTERCEPTIONS, Career**

5	Herman Edwards (7 games)
4	Brian Dawkins (18 games)
3	Damon Moore (5 games), Eric Allen (5 games), Seth Joyner (5 games), Roynell Young (5 games)

MOST INTERCEPTIONS, Game

2	Damon Moore (1/12/02 vs. Buccaneers) NFC-WC
2	Eric Allen (1/3/93 at Saints) NFC-WC
2	Herman Edwards (1/3/81 vs. Vikings) NFC-D
2	Roynell Young (1/3/81 vs. Vikings) NFC-D

LONGEST INTERCEPTION RETURN

59t	Damon Moore (1/12/02 vs. Buccaneers) NFC-WC
50t	Patrick Robinson (1/21/18 vs. Vikings) NFC-C
44t	Asante Samuel (1/4/09 at Vikings) NFC-WC
39t	Bobby Taylor (1/11/03 vs. Falcons) NFC-D
38	Cooper DeJean (2/9/25 vs. Chiefs) SB59
37	Jerry Robinson (12/29/79 at Buccaneers) NFC-D

MOST INTERCEPTION RETURN YARDS, Career

77	Damon Moore (5 games)
75	Brian Dawkins (18 games)
69	Asante Samuel (5 games)

MOST INTERCEPTION RETURN YARDS, Game

59	Damon Moore (1/12/02 vs. Buccaneers) NFC-WC
50	Patrick Robinson (1/21/18 vs. Vikings) NFC-C
44	Asante Samuel (1/4/09 at Vikings) NFC-WC
38	Cooper DeJean (2/9/25 vs. Chiefs) SB59
39	Bobby Taylor (1/11/03 vs. Falcons) NFC-D

SACKS**MOST SACKS, Career**

5.5	Brandon Graham (12 games)
5.0	Josh Sweat (9 games)
4.5	Nolan Smith (5 games)
4.0	Derrick Burgess (6 games)
4.0	Hugh Douglas (10 games)
4.0	Reggie White (5 games)

MOST SACKS, Game

2.5	Josh Sweat (2/9/25 vs. Chiefs) SB59
2.0	Milton Williams (2/9/25 vs. Chiefs) SB59
2.0	Jalen Carter (1/19/25 vs. Rams) NFC-D
2.0	Nolan Smith (1/12/25 vs. Packers) NFC-WC
2.0	Haason Reddick (1/29/23 vs. 49ers) NFC-C
2.0	Darwin Walker (1/13/07 at Saints) NFC-D
2.0	Derrick Burgess (1/23/05 vs. Falcons) NFC-C
2.0	Hugh Douglas (12/31/00 vs. Buccaneers) NFC-WC

KICKOFF RETURNS**MOST KICKOFF RETURNS, Career**

22	Brian Mitchell (7 games)
11	Billy Campfield (7 games)

MOST KICKOFF RETURNS, Game

6	Brian Mitchell (1/27/02 at StL Rams) NFC-C
5	7x, last: Brad Smith (1/4/14 vs. Saints) NFC-WC

MOST YARDS, Career

522	Brian Mitchell (7 games)
201	Billy Campfield (7 games)

MOST YARDS, Game

128	Brian Mitchell (1/27/02 at StL Rams) NFC-C
125	3x, last: James Thrash (1/11/04 vs. Packers) NFC-D

LONGEST KICKOFF RETURN

70	Brian Mitchell (1/19/03 vs. Buccaneers) NFC-C
58	Ted Dean (12/26/60 vs. Packers) NFL-C

PUNT RETURNS**MOST PUNT RETURNS, Career**

16	Brian Mitchell (7 games)
13	John Sciarra (7 games)

MOST PUNT RETURNS, Game

6	John Sciarra (1/11/81 vs. Cowboys) NFC-C
5	2x, last: Jalen Reagor (1/16/22 at Buccaneers) NFC-WC
4	7x, last: Reno Mahe (1/11/04 vs. Packers) NFC-D

MOST YARDS ON PUNT RETURNS, Career

174	DeSean Jackson (6 games)
135	Brian Mitchell (7 games)
130	John Sciarra (7 games)

MOST YARDS ON PUNT RETURNS, Game

109	DeSean Jackson (1/4/09 at Vikings) NFC-WC
101	Bosh Pritchard (12/21/47 at Steelers) NFL-D
69	John Sciarra (1/11/81 vs. Cowboys) NFC-C

LONGEST PUNT RETURN

79t	Bosh Pritchard (12/21/47 at Steelers) NFL-D
62	DeSean Jackson (1/4/09 at Vikings) NFC-WC
34	Wally Henry (12/23/79 vs. Bears) NFC-WC

**SCORING****MOST POINTS, Game**

58	vs. Lions (12/30/95) NFC-WC
55	vs. Commanders (1/26/25) NFC-C
41	vs. Patriots (2/4/18) SB52
40	vs. Chiefs (2/9/25) SB59
38	vs. Giants (1/21/23) NFC-D
38	vs. Vikings (1/21/18) NFC-C

MOST POINTS, BOTH TEAMS, Game

95	vs. Lions (12/30/95) NFC-WC; Eagles 58, Lions 37
78	vs. Commanders (1/26/25) NFC-C; Eagles 55, Commanders 23
74	vs. Patriots (2/4/18) SB52; Eagles 41, Patriots 33
73	vs. Chiefs (2/12/23) SB57; Eagles 35, Chiefs 38
62	vs. Chiefs (2/9/25) SB59; Eagles 40, Chiefs 22

FEWEST POINTS, BOTH TEAMS, Game

7	vs. Chicago Cardinals (12/19/48) NFL-C; Eagles 7, Cardinals 0
14	at 49ers (12/29/96) NFC-WC; 49ers 14, Eagles 0
14	at LA Rams (12/18/49) NFL-C; Eagles 14, Rams 0

LARGEST MARGIN OF VICTORY, Game

32	vs. Commanders (1/26/25) NFC-C; Eagles 55, Commanders 23
31	2x, last: vs. Giants (1/21/23) NFC-D; Eagles 38, Giants 7
24	vs. 49ers (1/29/23) NFC-C; Eagles 31, 49ers 7
22	vs. Buccaneers (1/12/02) NFC-WC; Eagles 31, Buccaneers 9
21	2x, last: vs. Lions (12/30/95) NFC-WC; Eagles 58, Lions 37

TOUCHDOWNS**MOST TOUCHDOWNS, Game**

8	vs. Commanders (1/26/25) NFC-C
7	vs. Lions (12/30/95) NFC-WC
5	vs. Giants (1/21/23) NFC-D
5	vs. Patriots (2/4/18) SB52
5	vs. Vikings (1/21/18) NFC-C

MOST TOUCHDOWNS, BOTH TEAMS, Game

12	vs. Lions (12/30/95) NFC-WC; Eagles 7, Lions 5
10	vs. Commanders (1/26/25) NFC-C; Eagles 8, Commanders 2
9	vs. Patriots (2/4/18) SB52; Eagles 5, Patriots 4
8	vs. Chiefs (2/12/23) SB57; Eagles 4, Chiefs 4
7	3x, last: at Cardinals (1/18/09) NFC-C; Cardinals 4, Eagles 3

FEWEST TOUCHDOWNS, BOTH TEAMS, Game

1	vs. Chicago Cardinals (12/19/48) NFL-C; Eagles 1, Cardinals 0
2	9x, last: vs. Seahawks (1/5/20) NFC-WC; Eagles 0, Seahawks 2

FIELD GOALS**MOST FIELD GOALS, Game**

4	vs. Chiefs (2/9/25) SB59
4	at Vikings (1/4/09) NFC-WC
4	at Bears (1/19/02) NFC-D
4	at Bears (12/31/88) NFC-D

MOST FIELD GOALS, BOTH TEAMS, Game

6	at Giants (1/11/09) NFC-D
6	at Bears (12/31/88) NFC-D; Eagles 4, Bears 2
5	vs. Rams (1/19/25) NFC-D; Eagles 3, Rams 2
5	vs. Patriots (2/4/18) SB52; Eagles 3, Patriots 2
5	vs. Saints (1/4/14) NFC-WC; Eagles 1, Saints 4
5	vs. Giants (1/7/07) NFC-WC; Eagles 3, Giants 2
5	at Bears (1/19/02) NFC-D; Eagles 4, Bears 1

MOST FIELD GOALS ATTEMPTED, Game

5	at Bears (12/31/88) NFC-D
4	vs. Chiefs (2/9/25) SB59
4	at Vikings (1/4/09) NFC-WC
4	at Bears (1/19/02) NFC-D
4	vs. Lions (12/30/95) NFC-WC

MOST FGS ATTEMPTED, BOTH TEAMS, Game

9	at Bears (12/31/88) NFC-D; Eagles 5, Bears 4
8	at Giants (1/11/09) NFC-D; Eagles 3, Giants 5
6	vs. Patriots (2/4/18) SB52; Eagles 3, Patriots 3
6	vs. Saints (1/4/14) NFC-WC; Eagles 2, Saints 4
6	vs. Falcons (1/11/03) NFC-D; Eagles 3, Falcons 3

TOTAL NET YARDS**MOST YARDS GAINED, Game**

538	vs. Patriots (2/4/18) SB52
459	vs. Commanders (1/26/25) NFC-C
456	vs. Vikings (1/21/18) NFC-C
454	at Cardinals (1/18/09) NFC-C
452	vs. Lions (12/30/95) NFC-WC

FEWEST YARDS GAINED, Game

178	at Cowboys (1/10/93) NFC-D
186	at Giants (1/7/01) NFC-D

PASSING**MOST ATTEMPTS, Game**

55	at Bears (12/31/88) NFC-D
51	vs. Patriots (2/6/05) SB39

FEWEST ATTEMPTS, Game

9	at LA Rams (12/18/49) NFL-C
12	vs. Chicago Cardinals (12/19/48) NFL-C

MOST COMPLETIONS, Game

30	vs. Patriots (2/6/05) SB39
29	vs. Patriots (2/4/18) SB52
28	at Cardinals (1/18/09) NFC-C
27	vs. Chiefs (2/12/23) SB57
27	at Bears (12/31/88) NFC-C
27	at Chicago Cardinals (12/28/47) NFL-C

FEWEST COMPLETIONS, Game

2	vs. Chicago Cardinals (12/19/48) NFL-C
5	at LA Rams (12/18/49) NFL-C

MOST YARDS GAINED, Game

378	at Bears (12/31/88) NFC-D
374	vs. Patriots (2/4/18) SB52
357	at Cardinals (1/18/09) NFC-C

FEWEST YARDS GAINED, Game

7	vs. Chicago Cardinals (12/19/48) NFL-C
68	at LA Rams (12/18/49) NFL-C

MOST TIMES SACKED, Game

8	vs. Packers (1/11/04) NFC-D
7	vs. Rams (1/19/25) NFC-D
7	vs. Seahawks (1/5/20) NFC-WC

MOST TOUCHDOWNS, Game

4	vs. Patriots (2/4/18) SB52
3	vs. Vikings (1/21/18) NFC-C
3	at Cardinals (1/18/09) NFC-C
3	vs. Patriots (2/6/05) SB39
3	vs. Lions (12/30/95) NFC-WC
3	vs. Bears (12/23/79) NFC-WC

RUSHING**MOST ATTEMPTS, Game**

61	at LA Rams (12/18/49) NFL-C
57	vs. Chicago Cardinals (12/19/48) NFL-C
52	at Steelers (12/21/47) NFL-D

**FEWEST ATTEMPTS, Game**

13	at Cowboys (1/9/10) NFC-WC
14	at Giants (1/7/01) NFC-D
15	at Buccaneers (1/15/24) NFC-WC
16	at Bears (12/31/88) NFC-D
16	at Saints (1/13/19) NFC-D

MOST YARDS GAINED, Game

285	vs. Rams (1/19/25) NFC-D
274	at LA Rams (12/18/49) NFL-C
268	vs. Giants (1/21/23) NFC-D
263	vs. Cowboys (1/11/81) NFC-C
229	vs. Commanders (1/26/25) NFC-C

FEWEST YARDS GAINED, Game

42	at Buccaneers (1/15/24) NFC-WC
42	at Bears (1/6/19) NFC-WC
45	vs. Patriots (2/6/05) SB39

MOST TOUCHDOWNS, Game

7	vs. Commanders (1/26/25) NFC-C
4	vs. 49ers (1/29/23) NFC-C
3	vs. Rams (1/19/25) NFC-D
3	vs. Chiefs (2/12/23) SB57
3	vs. Giants (1/21/23) NFC-D
3	vs. Vikings (1/3/81) NFC-D

FIRST DOWNS**MOST FIRST DOWNS, Game**

28	vs. Commanders (1/26/25) NFC-C
27	vs. Vikings (1/21/18) NFC-C
26	vs. Giants (1/21/23) NFC-D
25	vs. Chiefs (2/12/23) SB57
25	vs. 49ers (1/29/23) NFC-C
25	vs. Patriots (2/4/18) SB52
24	vs. Patriots (2/6/05) SB39
24	vs. Vikings (1/3/81) NFL-D

FEWEST FIRST DOWNS, Game

11	at Giants (1/7/01) NFC-D
12	at Cowboys (1/10/93) NFC-D

MOST FIRST DOWNS, BOTH TEAMS, Game

54	vs. Patriots (2/4/18) SB52; Patriots 29, Eagles 25
50	vs. Commanders (1/26/25) NFC-C; Eagles 28, Commanders 22
49	vs. Vikings (1/21/18) NFC-C; Eagles 27, Vikings 22
48	vs. Lions (12/30/95) NFC-WC; Lions 26, Eagles 22
46	vs. Chiefs (2/12/23) SB57; Eagles 25, Chiefs 21

FEWEST FIRST DOWNS, BOTH TEAMS, Game

24	3x, last: at LA Rams (12/18/49) NFL-C; Eagles 17, Rams 7
----	--

MOST FIRST DOWNS, RUSHING, Game

17	vs. Giants (1/21/23) NFC-D
16	vs. Chicago Cardinals (12/19/48) NFL-C
13	2x, last: vs. Commanders (1/26/25) NFC-C

FEWEST FIRST DOWNS, RUSHING, Game

0	at Cowboys (1/9/10) NFC-WC
1	at Bears (12/31/88) NFC-D
2	3x, last: at Saints (1/13/19) NFC-D

MOST FIRST DOWNS, PASSING, Game

21	at Bears (12/31/88) NFC-D
19	vs. Patriots (2/4/18) SB52
19	vs. Vikings (1/21/18) NFC-C
18	vs. Patriots (2/6/05) SB39

FEWEST FIRST DOWNS, PASSING, Game

0	vs. Chicago Cardinals (12/19/48) NFL-C
4	at LA Rams (12/18/49) NFL-C

PENALTIES**MOST PENALTIES, Game**

9	at Cowboys (1/9/10) NFC-WC
8	4x, last: vs. Chiefs (2/9/25) SB59

FEWEST PENALTIES, Game

0	vs. Packers (12/26/60) NFL-C
2	at StL Rams (1/27/02) NFC-C
2	vs. Buccaneers (12/31/00) NFC-WC

MOST YARDS PENALIZED, Game

116	at Cowboys (1/9/10) NFC-WC
80	vs. Lions (12/30/95) NFC-WC
77	vs. Giants (1/7/07) NFC-WC
76	at Cowboys (1/10/93) NFC-D

FEWEST YARDS PENALIZED, Game

0	vs. Packers (12/26/60) NFL-C
14	vs. Rams (1/19/25) NFC-D
15	at StL Rams (1/27/02) NFC-C

INTERCEPTIONS**MOST INTERCEPTIONS BY, Game**

6	vs. Lions (12/30/95) NFC-WC
5	vs. Vikings (1/3/81) NFC-D
4	vs. Buccaneers (1/12/02) NFC-WC

FUMBLES**MOST FUMBLES, Game**

6	vs. LA Rams (12/31/89) NFC-WC
5	vs. Giants (12/27/81) NFC-WC

MOST FUMBLES LOST, Game

3	at Cowboys (1/9/10) NFC-WC
2	12x, last: vs. Falcons (1/13/18) NFC-D

MOST FUMBLES COMMITTED BY OPPONENT, Game

5	vs. Cowboys (1/11/81) NFC-C
4	vs. Packers (1/9/11) NFC-WC
3	9x, last: vs. Commanders (1/26/25) NFC-C

MOST FUMBLES LOST BY OPPONENT

3	6x, last: vs. Commanders (1/26/25) NFC-C
---	--

TURNOVERS**MOST TURNOVERS, Game**

4	4x, last at Dallas (1/9/10) NFC-WC
---	------------------------------------

FEWEST TURNOVERS, Game

0	12x, last: vs. Commanders (1/26/25) NFC-C
---	---

PUNTING**MOST PUNTS, Game**

9	2x, last: vs. LA Rams (12/31/89) NFC-WC
---	---

FEWEST PUNTS, Game

1	vs. Patriots (2/4/18) SB52
1	at Cardinals (1/18/09) NFC-C
2	3x, last: vs. Chiefs (2/9/25) SB59
3	5x, last: vs. Giants (1/21/23) NFC-D

HIGHEST AVERAGE, PUNTING, Game

58.0	at Cardinals (1/18/09) NFC-C
51.2	at Saints (1/3/93) NFC-WC
50.6	at Cowboys (1/9/10) NFC-WC
49.8	vs. Rams (1/19/25) NFC-D
48.8	vs. Saints (1/4/14) NFC-WC

LOWEST AVERAGE, PUNTING, Game

32.5	at Bears (12/31/88) NFC-D
------	---------------------------



TEAM (EAGLES)

WON IN OVERTIME.....	11/26/23 - vs. Buf., 37-34
WON BY SCORING IN LAST TWO MINUTES OF REGULATION.....	9/22/24 - at NO, 15-12 (winning TD at 1:05)
TIED GAME BY SCORING IN LAST TWO MINUTES.....	11/26/23 - vs. Buf., 37-34 (tied score at 0:20 with FG)
WON IN PRIMETIME.....	9/4/25 - vs. Dal. (NBC TNF), 24-20
SHUTOUT.....	12/30/18 - at Was., 24-0
WON BY 20+ POINTS.....	1/26/25 - vs. Was. (NFC-C), 55-23
WON AFTER TRAILING BY 20+ POINTS.....	12/19/10 - at NYG, 38-31 (NYG ahead 31-10 in 4th Q)
HELD 28+ POINT LEAD.....	2/9/25 - vs. KC (SB59), 40-22
HELD 21+ POINT LEAD.....	2/9/25 - vs. KC (SB59), 40-22
HELD 17+ POINT LEAD.....	2/9/25 - vs. KC (SB59), 40-22
SCORED 20+ POINTS IN QUARTER.....	1/26/25 - vs. Was. (NFC-C), 55-23 (21, 4th Q)
SCORED 20+ POINTS IN HALF.....	9/4/25 - vs. Dal. 24-20 (21, 1st Half)
HELD OPPONENT WITHOUT A TOUCHDOWN.....	11/10/24 - at Dal., 34-6
TOUCHDOWNS SCORED BY OFFENSE & DEFENSE.....	2/9/25 - vs. KC (SB59), 40-22 (3 offense, 1 defense)
TOUCHDOWNS SCORED BY OFFENSE, DEFENSE & SPECIAL TEAMS.....	12/6/15 - at NE, 35-28 (2 offense, 1 defense, 2 ST)
NO TURNOVERS.....	9/4/25 - vs. Dal., 24-20
TOUCHDOWN SCORED ON FIRST DRIVE.....	9/4/25 - vs. Dal., 24-20
SUCCESSFUL 2-POINT CONVERSION ATTEMPT.....	12/8/24 - Saquon Barkley rush to the right vs. Car.
FAILED 2-POINT CONVERSION ATTEMPT.....	1/26/25 - Jalen Hurts rushing attempt up the middle fails vs. Was. (NFC-C)

TOTAL OFFENSE (EAGLES)

500+ TOTAL NET YARDS OF OFFENSE.....	11/27/22 - vs. GB (500; 363 rushing, 137 passing)
400+ TOTAL NET YARDS OF OFFENSE.....	1/26/25 - vs. Was. (NFC-C) (459; 229 rushing, 230 passing)

PASSING (EAGLES)

400+ NET YARDS PASSING BY TEAM.....	12/23/18 - vs. Hou. (462)
300+ NET YARDS PASSING BY TEAM.....	10/29/23 - at Was. (374)
INDIVIDUAL WITH 50+ PASS ATTEMPTS.....	12/9/19 - Carson Wentz (50-33-325-0-2TDs) vs. NYG
INDIVIDUAL WITH 40+ PASS ATTEMPTS.....	1/5/25 - Tanner McKee (41-27-269-0-2TDs) vs. NYG
INDIVIDUAL WITH 30+ PASS COMPLETIONS.....	10/3/21 - Jalen Hurts (48-32-387-0-2TDs) vs. KC
INDIVIDUAL WITH 25+ PASS COMPLETIONS.....	1/5/25 - Tanner McKee (41-27-269-0-2TDs) vs. NYG
INDIVIDUAL 300+ YARD PASSING GAME.....	9/22/24 - Jalen Hurts (38-29-311-1-0TD) at NO
CONSECUTIVE 300+ YARD PASSING GAMES.....	10/1/23-10/8/23 - Jalen Hurts (37-25-319-0-2TDs) vs. Was. & (38-25-303-1-1TD) at LAR
INDIVIDUAL WITH 4+ TOUCHDOWN PASSES.....	10/29/23 - Jalen Hurts (38-29-319-0-4TDs) at Was.
INDIVIDUAL WITH 3+ TOUCHDOWN PASSES.....	12/31/23 - Jalen Hurts (23-18-167-1-3TDs) vs. Ari.
NO SACKS ALLOWED.....	12/29/24 - vs. Dal. (19 attempts - Tanner McKee & Kenny Pickett)

RUSHING (EAGLES)

300+ NET YARDS RUSHING BY TEAM.....	11/24/24 - at LAR (314)
200+ NET YARDS RUSHING BY TEAM.....	1/26/25 - vs. Was. (NFC-C) (229)
INDIVIDUAL 200+ YARD RUSHING GAME.....	1/19/25 - Saquon Barkley (26-205-2TDs) vs. LAR (NFC-D)
INDIVIDUAL 150+ YARD RUSHING GAME.....	1/19/25 - Saquon Barkley (26-205-2TDs) vs. LAR (NFC-D)
INDIVIDUAL 100+ YARD RUSHING GAME.....	1/26/25 - Saquon Barkley (15-118-3TDs) vs. Was. (NFC-C)
TWO 100+ YARD RUSHERS IN SAME GAME.....	11/27/22 - Jalen Hurts (17-157-0TD) & Miles Sanders (21-143-2TDs) vs. GB
CONSECUTIVE 100+ YARD RUSHING GAMES.....	1/12/25-1/26/25 - Saquon Barkley (25-119-0TD) vs. GB (NFC-WC), (26-205-2TDs) vs. LAR (NFC-D), & (15-118-3TDs) vs. Was. (NFC-C)
COMBINED 200+ YARDS RUSHING BY TWO PLAYERS.....	11/3/24 - 226 by Saquon Barkley (27-159-1TD) & Jalen Hurts (13-67-1TD) vs. Jax.
INDIVIDUAL WITH 30+ CARRIES.....	12/29/24 - Saquon Barkley (31-167-0TD) vs. Dal.
INDIVIDUAL WITH 25+ CARRIES.....	2/9/25 - Saquon Barkley (25-57-0TD) vs. KC (SB59)
RUSHING PLAY OF 80+ YARDS.....	12/13/20 - 82t by Miles Sanders vs. NO
RUSHING PLAY OF 60+ YARDS.....	1/26/25 - 60t by Saquon Barkley vs. Was. (NFC-C)
RUSHING PLAY OF 40+ YARDS.....	1/26/25 - 60t by Saquon Barkley vs. Was. (NFC-C)
INDIVIDUAL WITH 3+ RUSHING TOUCHDOWNS.....	1/26/25 - Saquon Barkley (15-118-3TDs) & Jalen Hurts (10-16-3TDs) vs. Was. (NFC-C)
INDIVIDUAL WITH 2+ RUSHING TOUCHDOWNS.....	9/4/25 - Jalen Hurts (14-62-2TDs) vs. Dal.

RECEIVING (EAGLES)

INDIVIDUAL WITH 10+ RECEPTIONS.....	12/15/24 - DeVonta Smith (11-109-1TD) vs. Pit.
INDIVIDUAL WITH 150+ YARD RECEIVING GAME.....	9/22/24 - Dallas Goedert (10-170-0TD) at NO
INDIVIDUAL WITH 100+ YARD RECEIVING GAME.....	12/29/24 - DeVonta Smith (6-120-2TDs) vs. Dal.
TWO-OR-MORE 100+ YARD RECEIVERS IN SAME GAME.....	12/15/24 - A.J. Brown (8-110-1TD) & DeVonta Smith (11-109-1TD) vs. Pit.



CONSECUTIVE 100+ YARD RECEIVING GAMES.....	9/25/23-10/29/23 - A.J. Brown (9-131-0TD) at TB, (9-175-2TDs) vs. Was., (6-127-0TD) at LAR, (7-131-0TD) at NYJ, (10-137-1TD) vs. Mia., (8-130-2TDs) at Was.
INDIVIDUAL WITH 3+ TD RECEPTIONS.....	10/30/22 - A.J. Brown (6-156-3TDs) vs. Pit.
INDIVIDUAL WITH 2+ TD RECEPTIONS.....	12/29/24 - DeVonta Smith (6-120-2TDs) vs. Dal.
PASS PLAY OF 80+ YARDS.....	9/19/21 - 91, Jalen Hurts to Quez Watkins vs. SF
PASS PLAY OF 60+ YARDS.....	9/22/24 - 61, Jalen Hurts to Dallas Goedert at NO
PASS PLAY OF 40+ YARDS.....	9/4/25 - 51, Jalen Hurts to Jahan Dotson vs. Dal.

NOTABLE OFFENSIVE COMBINATIONS (EAGLES)

LED TEAM IN RUSHING & RECEIVING YARDS IN SAME GAME.....	12/29/19 - Boston Scott (19-54-3TDs rush, 4-84 rec.) at NYG
100+ YARD RUSHER & 100+ YARD RECEIVER IN SAME GAME.....	12/29/24 - Saquon Barkley (31-167-0TD rush) & DeVonta Smith (6-120-2TDs rec.) vs. Dal.
100+ YARD RUSHER, 100+ YARD RECEIVER & 300+ YARD PASSER IN SAME GAME.....	9/22/24 - Saquon Barkley (17-147-2TDs rush), Dallas Goedert (10-170-0TD rec.) & Jalen Hurts (38-29-311-1-0TD) at NO
INDIVIDUAL WITH 1+ RUSHING TD & 1+ RECEIVING TD IN SAME GAME.....	11/3/24 - Saquon Barkley (27-159-1TD rush, 3-40-1TD rec.) vs. Jax.
INDIVIDUAL WITH 1+ PASSING TD & 1+ RUSHING TD IN SAME GAME.....	2/9/25 - Jalen Hurts (22-17-221-1-2TDs passing, 11-72-1TD rushing) vs. KC (SB59)
INDIVIDUAL WITH 1+ PASSING TD & 1+ RECEIVING TD IN SAME GAME.....	2/4/18 - Nick Foles (43-28-373-1-3TDs passing, 1-1-1TD receiving) at NE (SB52)

DEFENSE (EAGLES)

HELD OPPONENT UNDER 200 YARDS TOTAL OFFENSE.....	12/15/24 - vs. Pit. (163; 56 rushing, 107 passing)
HELD OPPONENT UNDER 300 YARDS TOTAL OFFENSE.....	2/9/25 - vs. KC (SB59) (275; 49 rushing, 226 passing)
HELD OPPONENT UNDER 50 YARDS RUSHING.....	2/9/25 - vs. KC (SB59) (49)
HELD OPPONENT UNDER 75 YARDS RUSHING.....	2/9/25 - vs. KC (SB59) (49)
HELD OPPONENT UNDER 100 YARDS RUSHING.....	2/9/25 - vs. KC (SB59) (49)
HELD OPPONENT UNDER 100 NET YARDS PASSING.....	11/10/24 - at Dal. (49)
HELD OPPONENT UNDER 150 NET YARDS PASSING.....	1/5/25 - vs. NYG (138)
INTERCEPTION RETURN FOR TOUCHDOWN.....	2/9/25 - Cooper DeJean, 38 yards (QB Patrick Mahomes) vs. KC (SB59)
INDIVIDUAL WITH 3+ INTERCEPTIONS.....	10/16/11 - Kurt Coleman (3) at Was. (QB Rex Grossman)
INDIVIDUAL WITH 2+ INTERCEPTIONS.....	12/29/24 - C.J. Gardner-Johnson (2) vs. Dal. (QB Cooper Rush)
FUMBLE RECOVERED FOR TOUCHDOWN.....	12/10/23 - Jalen Carter fumble recovery at DAL 42 (forced by Fletcher Cox) at Dal.
SAFETY SCORED.....	9/25/23 - Rachaad White up the middle tackled in end zone by Nick Morrow for -1 yards at TB
7.0+ SACKS.....	10/20/24 - at NYG (8.0)
6.0+ SACKS.....	2/9/25 - vs. KC (SB59) (6.0)
5.0+ SACKS.....	2/9/25 - vs. KC (SB59) (6.0)
INDIVIDUAL WITH 3.0+ SACKS.....	10/1/23 - Nick Morrow (3.0 sacks of Sam Howell) vs. Was.
INDIVIDUAL WITH 2.0+ SACKS.....	2/9/25 - Josh Sweat (2.5 sacks of Patrick Mahomes) & Milton Williams (2.0 sacks of Patrick Mahomes) vs. KC (SB59)

SPECIAL TEAMS (EAGLES)

KICKOFF RETURN FOR TOUCHDOWN.....	10/23/16 - Josh Huff, 98 yards vs. Min.
KICKOFF RETURN FOR TOUCHDOWN TO START GAME.....	11/23/14 - Josh Huff, 107 yards vs. Ten.
PUNT RETURN FOR TOUCHDOWN.....	12/6/20 - Jalen Reagor, 73 yards at GB
BLOCKED PUNT RECOVERED FOR TOUCHDOWN.....	12/6/15 - Najee Goode returned Ryan Allen's blocked punt (blocked by Chris Maragos) 24 yards at NE
BLOCKED PUNT.....	10/10/21 - T.J. Edwards blocked punt by Joseph Charlton at Car.
BLOCKED PAT.....	9/29/24 - Isaiah Rodgers, PAT attempt by Chase McLaughlin at TB
BLOCKED FIELD GOAL.....	11/26/23 - Jalen Carter, 34-yd attempt by Tyler Bass vs. Buf.
BLOCKED FIELD GOAL RETURNED FOR TOUCHDOWN.....	10/23/05 - Matt Ware, 65-yd. return after Quintin Mikell blocked a 40-yd. att. by Nate Kaeding vs. SD
INDIVIDUAL WITH 5+ FIELD GOALS.....	1/8/23 - Jake Elliott (5-5) vs. NYG
INDIVIDUAL WITH 4+ FIELD GOALS.....	2/9/25 - Jake Elliott (4-4) vs. KC (SB59)
SUCCESSFUL ONSIDE KICK ATTEMPT.....	9/17/17 - Jake Elliott kick recovered by Trey Burton at KC (4th Q)
FAILED ONSIDE KICK ATTEMPT.....	12/3/23 - Jake Elliott kick recovered by Christian McCaffrey vs. SF (4th Q)
TOUCHDOWN OFF FAKE FIELD GOAL ATTEMPT.....	12/24/89 - Cris Carter 22-yard pass from Roger Ruzek vs. Pho.
TOUCHDOWN OFF FAKE PUNT.....	9/29/02 - Brian Dawkins 57 yard pass from Brian Mitchell vs. Hou



TEAM (OPPONENT)

WON IN OVERTIME.....	12/9/18 - at Dal., 23-29
WON BY SCORING IN LAST TWO MINUTES OF REGULATION.....	12/22/24 - at Was., 33-36 (winning receiving TD at 0:06)
TIED GAME BY SCORING IN LAST TWO MINUTES.....	10/1/23 - vs. Was., 34-31 OT (tied game at 0:02)
WON IN PRIMETIME.....	9/16/24 - vs. Atl. (MNF), 21-22
SHUTOUT.....	12/31/17 - vs. Dal., 0-6
WON BY 20+ POINTS.....	1/15/24 - at TB (NFC-WC), 9-32
WON AFTER TRAILING BY 20+ POINTS.....	10/2/11 - vs. SF, 23-24 (PHI ahead 23-3 in 3rd Q)
HELD 28+ POINT LEAD.....	1/16/22 - at TB (NFC-WC), 15-31
HELD 21+ POINT LEAD.....	9/29/24 - at TB, 16-33
HELD 17+ POINT LEAD.....	9/29/24 - at TB, 16-33
SCORED 20+ POINTS IN QUARTER.....	12/22/24 - at Was., 33-36 (22, 4th Q)
SCORED 20+ POINTS IN HALF.....	9/4/25 - vs. Dal., 24-20 (20, 1st Half)
HELD OPPONENT WITHOUT A TOUCHDOWN.....	1/5/20 - vs. Sea. (NFC-WC), 9-17
TOUCHDOWNS SCORED BY OFFENSE & DEFENSE.....	11/3/24 - vs. Jax., 28-23 (2 offense, 1 defense)
TOUCHDOWNS SCORED BY OFFENSE, DEFENSE & SPECIAL TEAMS.....	11/16/14 - at GB, 53-20 (4 off., 2 def., 1 ST)
NO TURNOVERS.....	12/1/24 - at Bal., 24-19
TOUCHDOWN SCORED ON FIRST DRIVE.....	9/4/25 - vs. Dal., 24-20
SUCCESSFUL 2-POINT CONVERSION ATTEMPT.....	2/9/25 - Patrick Mahomes pass to DeAndre Hopkins complete vs. KC (SB59)
FAILED 2-POINT CONVERSION ATTEMPT.....	2/9/25 - Patrick Mahomes pass to Travis Kelce incomplete vs. KC (SB59)

TOTAL OFFENSE (OPPONENT)

500+ TOTAL NET YARDS OF OFFENSE.....	11/26/23 - vs. Buf. (505; 173 rushing, 332 passing)
400+ TOTAL NET YARDS OF OFFENSE.....	1/19/25 - vs. LAR (NFC-D) (402; 111 rushing, 291 passing)

PASSING (OPPONENT)

400+ NET YARDS PASSING BY TEAM.....	12/20/20 - at Ari. (423)
300+ NET YARDS PASSING BY TEAM.....	9/29/24 - at TB (334)
INDIVIDUAL WITH 50+ PASS ATTEMPTS.....	11/26/23 - Josh Allen (51-29-339-1-2TDs) vs. Buf.
INDIVIDUAL WITH 40+ PASS ATTEMPTS.....	1/26/25 - Jayden Daniels (48-29-255-1-1TD) vs. Was. (NFC-C)
INDIVIDUAL WITH 30+ PASS COMPLETIONS.....	9/29/24 - Baker Mayfield (47-30-347-0-2TDs) at TB
INDIVIDUAL WITH 25+ PASS COMPLETIONS.....	1/26/25 - Jayden Daniels (48-29-255-1-1TD) vs. Was. (NFC-C)
INDIVIDUAL 300+ YARD PASSING GAME.....	1/19/25 - Matthew Stafford (44-26-324-0-2TDs) vs. LAR (NFC-D)
CONSECUTIVE 300+ YARD PASSING GAMES.....	11/26/23 - 12/3/23 - Josh Allen (51-29-339-1-2TDs) vs. Buf. & Brock Purdy (27-19-314-0-4TDs) vs. SF
INDIVIDUAL WITH 4+ TOUCHDOWN PASSES.....	12/22/24 - Jayden Daniels (39-24-258-2-5TDs) at Was.
INDIVIDUAL WITH 3+ TOUCHDOWN PASSES.....	2/9/25 - Patrick Mahomes (32-21-257-2-3TDs) vs. KC (SB59)
NO SACKS ALLOWED.....	9/4/25 - vs. Dal. (34 attempts - Dak Prescott)

RUSHING (OPPONENT)

300+ NET YARDS RUSHING BY TEAM.....	9/25/60 - vs. Cle. (329)
200+ NET YARDS RUSHING BY TEAM.....	12/31/23 - vs. Ari. (221)
INDIVIDUAL 200+ YARD RUSHING GAME.....	11/22/15 - Doug Martin (27-235-0TD) vs. TB
INDIVIDUAL 150+ YARD RUSHING GAME.....	11/11/18 - Ezekiel Elliott (19-151-1TD) vs. Dal.
INDIVIDUAL 100+ YARD RUSHING GAME.....	1/19/25 - Kyren Williams (19-106-0TD) vs. LAR (NFC-D)
TWO 100+ YARD RUSHERS IN SAME GAME.....	10/30/05 - Mike Anderson (21-126-1TD) and Tatem Bell (14-107-2TDs) at Den.
CONSECUTIVE 100+ YARD RUSHING GAMES.....	10/3/21-10/10/21 - Clyde Edwards-Helaire (14-102-0TD) vs. KC; Chuba Hubbard (24-101-0TD) at Car.
COMBINED 200+ YARDS RUSHING BY TWO PLAYERS.....	11/20/15 - 187 by David Johnson (29-187-3TDs) & Kerwynn Williams (6-34-0TD) vs. Ari.
INDIVIDUAL WITH 30+ CARRIES.....	12/14/14 - DeMarco Murray (31-81-2TDs) vs. Dal.
INDIVIDUAL WITH 25+ CARRIES.....	12/8/24 - Chuba Hubbard (26-92-1TD) vs. Car.
RUSHING PLAY OF 80+ YARDS.....	10/22/20 - 80 by Daniel Jones vs. NYG
RUSHING PLAY OF 60+ YARDS.....	12/6/20 - 77 by Aaron Jones vs. GB
RUSHING PLAY OF 40+ YARDS.....	9/4/25 - 49 by Miles Sanders vs. Dal.
INDIVIDUAL WITH 3+ RUSHING TOUCHDOWNS.....	12/20/15 - David Johnson (29-187-3TDs) vs. Ari.
INDIVIDUAL WITH 2+ RUSHING TOUCHDOWNS.....	9/4/25 - Javonte Williams (15-54-2TDs) vs. Dal.

RECEIVING (OPPONENT)

INDIVIDUAL WITH 10+ RECEPTIONS.....	1/26/25 - Zach Ertz (11-104-0TD) vs. Was. (NFC-C)
INDIVIDUAL WITH 150+ YARD RECEIVING GAME.....	2/9/25 - Xavier Worthy (8-157-2TDs) vs. KC (SB59)
INDIVIDUAL WITH 100+ YARD RECEIVING GAME.....	9/4/25 - CeeDee Lamb (7-110-0TDs) vs. Dal.
TWO-OR-MORE 100+YARD RECEIVERS IN SAME GAME.....	12/27/20 - Amari Cooper (4-121-0TD) & Michael Gallup (6-121-2TDs) at Dal.
CONSECUTIVE 100+ YARD RECEIVING GAMES.....	1/26/25-2/9/25 - Zach Ertz (11-104-0TD) vs. Was. (NFC-C), Xavier Worthy (8-157-2TDs) vs. KC (SB59)



INDIVIDUAL WITH 3+ TD RECEPTIONS.....	10/3/21 - Tyreek Hill (11-186-3TDs) vs. KC
INDIVIDUAL WITH 2+ TD RECEPTIONS.....	2/9/25 - Xavier Worthy (8-157-2TDs) vs. KC (SB59)
PASS PLAY OF 80+ YARDS.....	12/11/16 - 80t, Kirk Cousins to DeSean Jackson vs. Was.
PASS PLAY OF 60+ YARDS.....	9/6/24 - 70t, Jordan Love to Jayden Reed vs. GB
PASS PLAY OF 40+ YARDS.....	2/9/25 - 50t, Patrick Mahomes to Xavier Worthy vs. KC (SB59)

NOTABLE OFFENSIVE COMBINATIONS (OPPONENT)

LED TEAM IN RUSHING & RECEIVING YARDS IN SAME GAME.....	12/16/18 - Todd Gurley (12-48-2TDs rush, 10-76 rec.) at LAR
100+ YARD RUSHER & 100+ YARD RECEIVER IN SAME GAME.....	10/3/21 - Clyde Edwards-Helaire (14-102-0TD rush) & Tyreek Hill (11-186-3TDs rec.) vs. KC
100+ YARD RUSHER, 100+ YARD RECEIVER & 300+ YARD PASSER IN SAME GAME.....	12/27/20 - Ezekiel Elliott (19-105-0TD rush), Amari Cooper (4-121-0TD rec.), Michael Gallup (6-121-2TDs rec.) & Andy Dalton (30-22-377-1-3TDs) at Dal.
INDIVIDUAL WITH 1+ RUSHING TD & 1+ RECEIVING TD IN SAME GAME.....	9/6/24 - Jayden Reed (1-33-1TD rush, 4-138-1TD rec.) vs. GB
INDIVIDUAL WITH 1+ PASSING TD & 1+ RUSHING TD IN SAME GAME.....	1/26/25 - Jayden Daniels (48-29-255-1-1TD passing, 6-48-1TD rushing) vs. Was. (NFC-C)
INDIVIDUAL WITH 1+ PASSING TD & 1+ RECEIVING TD IN SAME GAME.....	11/20/16 - Russell Wilson (31-18-272-0-1TD pass, 1-15-1TD receiving) at Sea.

DEFENSE (OPPONENT)

HELD OPPONENT UNDER 200 YARDS TOTAL OFFENSE.....	12/7/14 - vs. Sea. (139; 57 rushing, 82 passing)
HELD OPPONENT UNDER 300 YARDS TOTAL OFFENSE.....	1/12/25 - vs. GB (NFC-WC) (290; 169 rushing, 121 passing)
HELD OPPONENT UNDER 50 YARDS RUSHING.....	1/15/24 - at TB (NFC-WC) (42)
HELD OPPONENT UNDER 75 YARDS RUSHING.....	1/5/25 - vs. NYG (51)
HELD OPPONENT UNDER 100 YARDS RUSHING.....	1/5/25 - vs. NYG (51)
HELD OPPONENT UNDER 100 NET YARDS PASSING.....	1/19/25 - vs. LAR (NFC-D) (65)
HELD OPPONENT UNDER 150 NET YARDS PASSING.....	9/4/25 - vs. Dal. (144)
INTERCEPTION RETURN FOR TOUCHDOWN.....	12/25/23 - Adoree Jackson, 76 yards (QB Jalen Hurts) vs. NYG
INDIVIDUAL WITH 3+ INTERCEPTIONS.....	12/2/07 - Lofa Tatupu (3) vs. Sea. (QB A.J. Feeley)
INDIVIDUAL WITH 2+ INTERCEPTIONS.....	1/7/24 - Xavier McKinney (2) at NYG (QBs Jalen Hurts and Marcus Mariota)
FUMBLE RECOVERED FOR TOUCHDOWN.....	11/3/24 - Travon Walker 35-yard return of Saquon Barkley fumble vs. Jax.
SAFETY SCORED.....	1/19/25 - Jalen Hurts sacked in end zone for a safety vs. LAR (NFC-D)
7.0+ SACKS.....	1/19/25 - vs. LAR (NFC-D) (7)
6.0+ SACKS.....	1/19/25 - vs. LAR (NFC-D) (7)
5.0+ SACKS.....	1/19/25 - vs. LAR (NFC-D) (7)
INDIVIDUAL WITH 3.0+ SACKS.....	9/14/23 - Danielle Hunter (3.0 sacks of Jalen Hurts) vs. Min.
INDIVIDUAL WITH 2.0+ SACKS.....	1/19/24 - Jared Verse (2.0 sacks of Jalen Hurts) vs. LAR (NFC-D)

SPECIAL TEAMS (OPPONENT)

KICKOFF RETURN FOR TOUCHDOWN.....	9/22/19 - Jamal Agnew, 100 yards vs. Det.
KICKOFF RETURN FOR TOUCHDOWN TO START GAME.....	10/12/03 - Randal Williams, 37 yards at Dal.
PUNT RETURN FOR TOUCHDOWN.....	9/19/16 - Eddie Royal, 65 yards at Chi.
BLOCKED PUNT RECOVERED FOR TOUCHDOWN.....	12/10/17 - Blake Countess returned Donnie Jones' blocked punt (blocked by Mike Thomas) 16 yards at LAR
BLOCKED PUNT.....	9/22/24 - Braden Mann's punt is blocked by J.T. Gray at NO
BLOCKED PAT.....	12/13/09 - Fred Robbins, PAT attempt by David Akers vs. NYG
BLOCKED FIELD GOAL.....	10/13/24 - Myles Garrett, 57-yard attempt by Jake Elliott vs. Cle.
BLOCKED FIELD GOAL RETURNED FOR TOUCHDOWN.....	10/13/24 - Rodney McLeod, 50-yard return after Myles Garrett blocked a 57-yard attempt by Jake Elliott vs. Cle.
INDIVIDUAL WITH 5+ FIELD GOALS.....	10/27/13 - Josh Brown (5-5) vs. NYG
INDIVIDUAL WITH 4+ FIELD GOALS.....	12/10/23 - Brandon Aubrey (4-4) at Dal.
SUCCESSFUL ONSIDE KICK ATTEMPT.....	12/6/15 - Stephen Gostkowski kick recovered by Rashaan Melvin at NE (4th Q)
FAILED ONSIDE KICK ATTEMPT.....	2/9/25 - Harrison Butker kick recovered by Grant Calcaterra vs. KC (SB59) (4th Q)
TOUCHDOWN OFF FAKE FIELD GOAL ATTEMPT.....	12/20/1998 - Holder Eric Bjornson 7-yard run at Dal.
TOUCHDOWN OFF FAKE PUNT.....	N/A



NFL STATISTICS



[FRONT OFFICE & COACHING STAFF](#)

[PLAYER BIOS](#)

[ROSTER BREAKDOWN](#)

[2025 EAGLES STATISTICS](#)

[RECORD BOOK](#)

[NFL STATISTICS](#)

[OFF THE FIELD](#)

2025 NATIONAL FOOTBALL LEAGUE

TEAM OFFENSIVE TOTALS

CATEGORY	BAL	BUF	CIN	CLE	DEN	HOU	IND	JAX	KC	LAC	LV
GAMES (W-L-T)	0-1-0	1-0-0	1-0-0	0-1-0	1-0-0	0-1-0	1-0-0	1-0-0	0-1-0	1-0-0	1-0-0
FIRST DOWNS	19	29	11	22	20	18	27	19	18	22	21
Rushing	10	9	3	5	5	8	11	10	8	6	3
Passing	8	18	7	13	9	7	14	9	9	16	17
Penalty	1	2	1	4	6	3	2	0	1	0	1
YDS GAINED (tot)	432	497	141	327	317	265	418	378	347	394	389
Avg per Game	432.0	497.0	141.0	327.0	317.0	265.0	418.0	378.0	347.0	394.0	389.0
RUSHING (net)	238	108	46	49	151	114	156	200	98	90	56
Avg per Game	238.0	108.0	46.0	49.0	151.0	114.0	156.0	200.0	98.0	90.0	56.0
Rushes	29	31	23	24	30	27	40	32	17	25	24
Yards per Rush	8.2	3.5	2.0	2.0	5.0	4.2	3.9	6.3	5.8	3.6	2.3
PASSING (net)	194	389	95	278	166	151	262	178	249	304	333
Avg per Game	194.0	389.0	95.0	278.0	166.0	151.0	262.0	178.0	249.0	304.0	333.0
Attempts	19	46	23	45	40	27	29	31	39	34	34
Completions	14	33	14	31	25	19	22	19	24	25	24
Completion Pct	73.7%	71.7%	60.9%	68.9%	62.5%	70.4%	75.9%	61.3%	61.5%	73.5%	70.6%
Yards Gained	209	394	113	290	176	188	272	178	258	318	362
Sacked	2	1	3	2	1	3	1	0	2	3	4
Yards Lost	15	5	18	12	10	37	10	0	9	14	29
Had Intercepted	0	0	0	2	2	1	0	1	0	0	1
Yards Opp Ret	0	0	0	9	16	0	0	10	0	0	1
Opp TDs on Int	0	0	0	0	0	0	0	0	0	0	0
PUNTS	3	4	6	2	3	4	0	2	3	2	5
Avg Yards	50.7	39.5	52.7	48.5	48.0	52.0	0.0	55.5	38.7	53.0	49.8
PUNT RETURNS	1	1	1	3	4	2	0	1	2	0	1
Avg Return	6.0	0.0	23.0	13.7	11.8	10.0	0.0	7.0	3.5	0.0	13.0
Returned for TD	0	0	0	0	0	0	0	0	0	0	0
KICKOFF RETURNS	6	7	3	4	3	1	1	2	5	3	3
Avg Return	27.8	27.6	23.3	26.3	27.3	11.0	27.0	16.0	29.4	22.3	32.0
Returned for TD	0	0	0	0	0	0	0	0	0	0	0
PENALTIES	7	5	7	7	6	11	4	11	10	6	9
Yards Penalized	51	38	33	53	45	80	45	93	71	49	81
FUMBLES BY	2	1	0	0	2	1	0	0	1	1	0
Fumbles Lost	1	0	0	0	2	1	0	0	0	0	0
Opp Fumbles	1	2	0	0	2	2	1	1	1	1	1
Opp Fumbles Lost	0	1	0	0	2	1	1	1	0	0	0
POSS. TIME (avg)	25:11	34:49	24:11	35:49	31:56	31:25	38:43	31:00	27:16	32:44	29:55
TOUCHDOWNS	5	5	2	2	2	0	3	2	2	3	2
Rushing	3	3	1	1	1	0	2	1	1	0	1
Passing	2	2	1	1	1	0	1	1	1	3	1
Returns	0	0	0	0	0	0	0	0	0	0	0
EXTRA POINT KICKS	4/5	2/2	2/2	1/2	2/2	0/0	3/3	2/2	0/1	3/3	2/2
2-PT CONVERSIONS	0/0	0/3	0/0	0/0	0/0	0/0	0/0	0/0	0/1	0/0	0/0
FIELD GOALS MADE/ATTEMPTED	2/2	3/3	1/1	1/2	2/2	3/3	4/4	4/4	3/3	2/2	2/3
POINTS SCORED	40	41	17	16	20	9	33	26	21	27	20

2025 NATIONAL FOOTBALL LEAGUE

TEAM DEFENSIVE TOTALS

CATEGORY	BAL	BUF	CIN	CLE	DEN	HOU	IND	JAX	KC	LAC	LV
POINTS ALLOWED	41	40	16	17	12	14	8	10	27	21	13
OPP FIRST DOWNS	29	19	22	11	7	18	12	15	22	18	18
Rushing	9	10	5	3	2	3	3	5	6	8	2
Passing	18	8	13	7	5	13	9	8	16	9	15
Penalty	2	1	4	1	0	2	0	2	0	1	1
OPP YARDS GAINED (tot)	497	432	327	141	133	296	211	255	394	347	336
Avg per Game	497.0	432.0	327.0	141.0	133.0	296.0	211.0	255.0	394.0	347.0	336.0
OPP RUSHING (net)	108	238	49	46	71	72	78	113	90	98	60
Avg per Game	108.0	238.0	49.0	46.0	71.0	72.0	78.0	113.0	90.0	98.0	60.0
Rushes	31	29	24	23	21	25	12	25	25	17	18
Yards per Rush	3.5	8.2	2.0	2.0	3.4	2.9	6.5	4.5	3.6	5.8	3.3
OPP PASSING (net)	389	194	278	95	62	224	133	142	304	249	276
Avg per Game	389.0	194.0	278.0	95.0	62.0	224.0	133.0	142.0	304.0	249.0	276.0
Pass Attempts	46	19	45	23	28	29	31	35	34	39	46
Pass Completions	33	14	31	14	12	21	19	18	25	24	30
Completion Pct	71.7%	73.7%	68.9%	60.9%	42.9%	72.4%	61.3%	51.4%	73.5%	61.5%	65.2%
Yards Gained	394	209	290	113	112	245	146	154	318	258	287
Sacked	1	2	2	3	6	3	3	1	3	2	4
Yards Lost	5	15	12	18	50	21	13	12	14	9	11
INTERCEPTED BY	0	0	2	0	0	0	2	2	0	0	1
Yards Returned	0	0	9	0	0	0	16	0	0	0	0
Returned for TD	0	0	0	0	0	0	0	0	0	0	0
OPP PUNT RETURNS	1	1	3	1	1	2	0	2	0	2	2
Avg Return	0.0	6.0	13.7	23.0	12.0	10.5	0.0	0.0	0.0	3.5	8.0
Returned for TD	0	0	0	0	0	0	0	0	0	0	0
OPP KICKOFF RETURNS	7	6	4	3	4	2	7	2	3	5	4
Avg Return	27.6	27.8	26.3	23.3	36.0	30.0	24.1	21.5	22.3	29.4	27.8
Returned for TD	0	0	0	0	0	0	0	0	0	0	0
OPP TOUCHDOWNS	5	5	2	2	0	2	1	1	3	2	1
Rushing	3	3	1	1	0	1	0	0	0	1	0
Passing	2	2	1	1	0	1	1	1	3	1	1
Returns	0	0	0	0	0	0	0	0	0	0	0

2025 NATIONAL FOOTBALL LEAGUE

TEAM OFFENSIVE TOTALS

CATEGORY	MIA	NE	NYJ	PIT	TEN	ARI	ATL	CAR	CHI	DAL	DET
GAMES (W-L-T)	0-1-0	0-1-0	0-1-0	1-0-0	0-1-0	1-0-0	0-1-0	0-1-0	0-1-0	0-1-0	0-1-0
FIRST DOWNS	12	18	23	19	7	19	23	15	20	22	16
Rushing	3	2	13	2	2	5	4	5	7	7	2
Passing	9	15	9	14	5	11	16	8	10	9	13
Penalty	0	1	1	3	0	3	3	2	3	6	1
YDS GAINED (tot)	211	336	394	271	133	276	358	255	317	307	246
Avg per Game	211.0	336.0	394.0	271.0	133.0	276.0	358.0	255.0	317.0	307.0	246.0
RUSHING (net)	78	60	182	53	71	146	69	113	119	119	46
Avg per Game	78.0	60.0	182.0	53.0	71.0	146.0	69.0	113.0	119.0	119.0	46.0
Rushes	12	18	39	20	21	27	28	25	26	22	22
Yards per Rush	6.5	3.3	4.7	2.7	3.4	5.4	2.5	4.5	4.6	5.4	2.1
PASSING (net)	133	276	212	218	62	130	289	142	198	188	200
Avg per Game	133.0	276.0	212.0	218.0	62.0	130.0	289.0	142.0	198.0	188.0	200.0
Attempts	31	46	22	30	28	29	42	35	35	34	39
Completions	19	30	16	22	12	21	27	18	21	21	31
Completion Pct	61.3%	65.2%	72.7%	73.3%	42.9%	72.4%	64.3%	51.4%	60.0%	61.8%	79.5%
Yards Gained	146	287	218	244	112	163	298	154	210	188	225
Sacked	3	4	1	4	6	5	1	1	2	0	4
Yards Lost	13	11	6	26	50	33	9	12	12	0	25
Had Intercepted	2	1	0	0	0	0	0	2	0	0	1
Yards Opp Ret	16	0	0	0	0	0	0	0	0	0	0
Opp TDs on Int	0	0	0	0	0	0	0	0	0	0	0
PUNTS	1	6	2	4	8	4	3	2	6	2	3
Avg Yards	42.0	40.7	47.0	47.5	49.4	47.0	46.7	43.0	44.3	43.5	47.3
PUNT RETURNS	0	2	2	0	1	3	2	2	4	0	2
Avg Return	0.0	8.0	9.5	0.0	12.0	10.0	14.5	0.0	9.3	0.0	9.5
Returned for TD	0	0	0	0	0	0	0	0	0	0	0
KICKOFF RETURNS	7	4	7	6	4	3	5	2	4	5	5
Avg Return	24.1	27.8	29.4	27.5	36.0	24.3	25.0	21.5	31.3	20.2	23.2
Returned for TD	0	0	0	0	0	0	0	0	0	0	0
PENALTIES	3	9	7	4	13	9	8	4	12	4	7
Yards Penalized	15	70	74	26	131	54	55	35	127	42	40
FUMBLES BY	1	1	1	2	2	0	1	1	1	1	0
Fumbles Lost	1	0	1	0	2	0	0	1	1	1	0
Opp Fumbles	0	0	2	1	2	0	0	0	0	0	0
Opp Fumbles Lost	0	0	0	1	2	0	0	0	0	0	0
POSS. TIME (avg)	21:17	30:05	34:43	25:17	28:04	33:46	35:12	29:00	32:53	25:08	35:25
TOUCHDOWNS	1	1	4	4	0	2	2	1	3	2	1
Rushing	0	0	3	0	0	0	1	0	1	2	0
Passing	1	1	1	4	0	2	1	1	1	0	1
Returns	0	0	0	0	0	0	0	0	1	0	0
EXTRA POINT KICKS	0/0	1/1	2/2	4/4	0/0	2/2	2/2	1/1	3/3	2/2	1/1
2-PT CONVERSIONS	1/1	0/0	0/2	0/0	0/0	0/0	0/0	0/0	0/0	0/0	0/0
FIELD GOALS MADE/ATTEMPTED	0/0	2/3	2/2	2/2	4/4	2/3	2/3	1/1	1/2	2/2	2/2
POINTS SCORED	8	13	32	34	12	20	20	10	24	20	13

2025 NATIONAL FOOTBALL LEAGUE

TEAM DEFENSIVE TOTALS

CATEGORY	MIA	NE	NYJ	PIT	TEN	ARI	ATL	CAR	CHI	DAL	DET
POINTS ALLOWED	33	20	34	32	20	13	23	26	27	24	27
OPP FIRST DOWNS	27	21	19	23	20	21	16	19	14	20	14
Rushing	11	3	2	13	5	5	5	10	6	14	4
Passing	14	17	14	9	9	12	10	9	5	6	8
Penalty	2	1	3	1	6	4	1	0	3	0	2
OPP YARDS GAINED (tot)	418	389	271	394	317	315	260	378	254	302	266
Avg per Game	418.0	389.0	271.0	394.0	317.0	315.0	260.0	378.0	254.0	302.0	266.0
OPP RUSHING (net)	156	56	53	182	151	107	101	200	120	158	78
Avg per Game	156.0	56.0	53.0	182.0	151.0	107.0	101.0	200.0	120.0	158.0	78.0
Rushes	40	24	20	39	30	22	23	32	26	38	25
Yards per Rush	3.9	2.3	2.7	4.7	5.0	4.9	4.4	6.3	4.6	4.2	3.1
OPP PASSING (net)	262	333	218	212	166	208	159	178	134	144	188
Avg per Game	262.0	333.0	218.0	212.0	166.0	208.0	159.0	178.0	134.0	144.0	188.0
Pass Attempts	29	34	30	22	40	46	32	31	20	23	22
Pass Completions	22	24	22	16	25	27	17	19	13	19	16
Completion Pct	75.9%	70.6%	73.3%	72.7%	62.5%	58.7%	53.1%	61.3%	65.0%	82.6%	72.7%
Yards Gained	272	362	244	218	176	214	167	178	143	152	188
Sacked	1	4	4	1	1	1	1	0	3	1	0
Yards Lost	10	29	26	6	10	6	8	0	9	8	0
INTERCEPTED BY	0	1	0	0	2	0	0	1	1	0	0
Yards Returned	0	1	0	0	16	0	0	10	74	0	0
Returned for TD	0	0	0	0	0	0	0	0	1	0	0
OPP PUNT RETURNS	0	1	0	2	4	2	1	1	4	0	3
Avg Return	0.0	13.0	0.0	9.5	11.8	9.0	54.0	7.0	17.0	0.0	10.7
Returned for TD	0	0	0	0	0	0	0	0	0	0	0
OPP KICKOFF RETURNS	1	3	6	7	3	5	3	2	5	2	2
Avg Return	27.0	32.0	27.5	29.4	27.3	25.6	27.0	16.0	26.6	16.0	19.5
Returned for TD	0	0	0	0	0	0	0	0	0	0	0
OPP TOUCHDOWNS	3	2	4	4	2	1	3	2	3	3	3
Rushing	2	1	0	3	1	1	0	1	1	3	1
Passing	1	1	4	1	1	0	3	1	2	0	2
Returns	0	0	0	0	0	0	0	0	0	0	0

2025 NATIONAL FOOTBALL LEAGUE

TEAM OFFENSIVE TOTALS

CATEGORY	GB	LAR	MIN	NO	NYG	PHI	SEA	SF	TB	WAS	NFL/Avg
GAMES (W-L-T)	1-0-0	1-0-0	1-0-0	0-1-0	0-1-0	1-0-0	0-1-0	1-0-0	1-0-0	1-0-0	---
FIRST DOWNS	14	18	14	21	17	20	14	24	16	25	18.8
Rushing	4	3	6	5	4	14	6	7	5	11	6.1
Passing	8	13	5	12	9	6	6	15	10	11	10.7
Penalty	2	2	3	4	4	0	2	2	1	3	2.1
YDS GAINED (tot)	266	296	254	315	231	302	230	384	260	432	311.8
Avg per Game	266.0	296.0	254.0	315.0	231.0	302.0	230.0	384.0	260.0	432.0	311.8
RUSHING (net)	78	72	120	107	74	158	84	119	101	220	109.2
Avg per Game	78.0	72.0	120.0	107.0	74.0	158.0	84.0	119.0	101.0	220.0	109.2
Rushes	25	25	26	22	23	38	26	36	23	32	26.2
Yards per Rush	3.1	2.9	4.6	4.9	3.2	4.2	3.2	3.3	4.4	6.9	4.2
PASSING (net)	188	224	134	208	157	144	146	265	159	212	202.6
Avg per Game	188.0	224.0	134.0	208.0	157.0	144.0	146.0	265.0	159.0	212.0	202.6
Attempts	22	29	20	46	37	23	23	35	32	30	32.3
Completions	16	21	13	27	17	19	16	26	17	19	21.2
Completion Pct	72.7%	72.4%	65.0%	58.7%	46.0%	82.6%	69.6%	74.3%	53.1%	63.3%	65.6%
Yards Gained	188	245	143	214	168	152	150	277	167	233	216.9
Sacked	0	3	3	1	2	1	1	1	1	3	2.2
Yards Lost	0	21	9	6	11	8	4	12	8	21	14.3
Had Intercepted	0	0	1	0	0	0	0	2	0	0	0.5
Yards Opp Ret	0	0	74	0	0	0	0	7	0	0	4.2
Opp TDs on Int	0	0	1	0	0	0	0	0	0	0	0.0
PUNTS	3	5	7	4	6	3	5	2	4	5	3.7
Avg Yards	54.7	44.0	47.6	50.5	47.8	48.7	51.8	48.0	51.3	49.0	47.8
PUNT RETURNS	3	2	4	2	3	0	1	4	1	2	1.8
Avg Return	10.7	10.5	17.0	9.0	8.0	0.0	12.0	9.8	54.0	0.0	10.6
Returned for TD	0	0	0	0	0	0	0	0	0	0	0.0
KICKOFF RETURNS	2	2	5	5	2	2	2	2	3	3	3.7
Avg Return	19.5	30.0	26.6	25.6	20.5	16.0	29.5	20.0	27.0	28.7	26.1
Returned for TD	0	0	0	0	0	0	0	0	0	0	0.0
PENALTIES	4	7	8	13	6	9	4	9	5	12	7.5
Yards Penalized	40	60	50	89	35	110	30	61	60	89	60.4
FUMBLES BY	0	2	0	0	1	0	3	1	0	0	0.8
Fumbles Lost	0	1	0	0	0	0	2	0	0	0	0.4
Opp Fumbles	0	1	1	0	0	1	1	3	1	1	0.8
Opp Fumbles Lost	0	1	1	0	0	1	0	2	0	0	0.4
POSS. TIME (avg)	24:35	28:35	27:07	26:14	30:32	34:52	22:02	37:58	24:48	29:28	30:00
TOUCHDOWNS	3	2	3	1	0	3	1	2	3	3	2.2
Rushing	1	1	1	1	0	3	1	0	0	2	1.0
Passing	2	1	2	0	0	0	0	2	3	1	1.2
Returns	0	0	0	0	0	0	0	0	0	0	0.0
EXTRA POINT KICKS	3/3	2/2	1/1	1/1	0/0	3/3	1/1	2/2	2/3	3/3	93.4%
2-PT CONVERSIONS	0/0	0/0	1/2	0/0	0/0	0/0	0/0	0/0	0/0	0/0	22.2%
FIELD GOALS MADE/ATTEMPTED	2/2	0/0	2/2	2/3	2/2	1/1	2/2	1/3	1/2	0/0	85.7%
POINTS SCORED	27	14	27	13	6	24	13	17	23	21	20.7

2025 NATIONAL FOOTBALL LEAGUE

TEAM DEFENSIVE TOTALS

CATEGORY	GB	LAR	MIN	NO	NYG	PHI	SEA	SF	TB	WAS	NFL/Avg
POINTS ALLOWED	13	9	24	20	21	20	17	13	20	6	20.7
OPP FIRST DOWNS	16	18	20	19	25	22	24	14	23	17	18.8
Rushing	2	8	7	5	11	7	7	6	4	4	6.1
Passing	13	7	10	11	11	9	15	6	16	9	10.7
Penalty	1	3	3	3	3	6	2	2	3	4	2.1
OPP YARDS GAINED (tot)	246	265	317	276	432	307	384	230	358	231	311.8
Avg per Game	246.0	265.0	317.0	276.0	432.0	307.0	384.0	230.0	358.0	231.0	311.8
OPP RUSHING (net)	46	114	119	146	220	119	119	84	69	74	109.2
Avg per Game	46.0	114.0	119.0	146.0	220.0	119.0	119.0	84.0	69.0	74.0	109.2
Rushes	22	27	26	27	32	22	36	26	28	23	26.2
Yards per Rush	2.1	4.2	4.6	5.4	6.9	5.4	3.3	3.2	2.5	3.2	4.2
OPP PASSING (net)	200	151	198	130	212	188	265	146	289	157	202.6
Avg per Game	200.0	151.0	198.0	130.0	212.0	188.0	265.0	146.0	289.0	157.0	202.6
Pass Attempts	39	27	35	29	30	34	35	23	42	37	32.3
Pass Completions	31	19	21	21	19	21	26	16	27	17	21.2
Completion Pct	79.5%	70.4%	60.0%	72.4%	63.3%	61.8%	74.3%	69.6%	64.3%	46.0%	65.6%
Yards Gained	225	188	210	163	233	188	277	150	298	168	216.9
Sacked	4	3	2	5	3	0	1	1	1	2	2.2
Yards Lost	25	37	12	33	21	0	12	4	9	11	14.3
INTERCEPTED BY	1	1	0	0	0	0	2	0	0	0	0.5
Yards Returned	0	0	0	0	0	0	7	0	0	0	4.2
Returned for TD	0	0	0	0	0	0	0	0	0	0	0.0
OPP PUNT RETURNS	2	2	4	3	2	0	4	1	2	3	1.8
Avg Return	9.5	10.0	9.3	10.0	0.0	0.0	9.8	12.0	14.5	8.0	10.6
Returned for TD	0	0	0	0	0	0	0	0	0	0	0.0
OPP KICKOFF RETURNS	5	1	4	3	3	5	2	2	5	2	3.7
Avg Return	23.2	11.0	31.3	24.3	28.7	20.2	20.0	29.5	25.0	20.5	26.1
Returned for TD	0	0	0	0	0	0	0	0	0	0	0.0
OPP TOUCHDOWNS	1	0	3	2	3	2	2	1	2	0	2.2
Rushing	0	0	1	0	2	2	0	1	1	0	1.0
Passing	1	0	1	2	1	0	2	0	1	0	1.2
Returns	0	0	1	0	0	0	0	0	0	0	0.0

2025 NATIONAL FOOTBALL LEAGUE

NFL TEAM RANKINGS

TEAM	OFFENSE			DEFENSE		
	TOTAL	RUSH	PASS	TOTAL	RUSH	PASS
ARI	20	8	30	17	17	19
ATL	10	26	4	9	16	11
BAL	2t	*1	17	32	18	32
BUF	*1	15	*1	30t	32	16
CAR	25	14	27	24	30	13
CHI	14t	10t	16	7	24	5
CIN	31	31t	31	20	3	28
CLE	13	30	5	2	*1t	2
DAL	17	10t	18t	15	28	7
DEN	14t	7	21	*1	8	*1
DET	27	31t	15	11	11t	14t
GB	22	21t	18t	6	*1t	18
HOU	23	13	24	14	9	23
IND	4	6	8	3	11t	4
JAX	9	3	20	8	19	6
KC	11	18	9	27t	14	30
LAC	5t	19	3	22	15	24
LAR	19	24	10	10	20	9
LV	7	28	2	21	6	27
MIA	30	21t	29	29	27	25
MIN	26	9	28	18t	21t	17
NE	12	27	6	26	5	31
NO	16	16	14	13	25	3
NYG	28	23	23	30t	31	20t
NYJ	5t	4	12t	12	4	22
PHI	18	5	26	16	21t	14t
PIT	21	29	11	27t	29	20t
SEA	29	20	25	25	21t	26
SF	8	10t	7	4	13	8
TB	24	17	22	23	7	29
TEN	32	25	32	18t	26	12
WAS	2t	2	12t	5	10	10

t = Tied for position
* = League Leader

2025 NATIONAL FOOTBALL LEAGUE

NFL TEAM OFFENSE RANK

TEAM	(A)	(B)	(C)	(D)	(E)	(F)	(G)	(H)	(I)	(J)	(K)	(L)	(M)	(N)	(O)	(P)	(Q)
BAL	2t	1	1	1	17	1	1t	25	15t	4	20t	22	9	8	7t	2	1t
BUF	1	3	15	19	1	6	1t	4t	1	13t	1t	24t	11	30	26	1	1t
CIN	31	31	31t	32	31	31	1t	28	31	8t	20t	2	22	4	22	20t	1t
CLE	13	22	30	31	5	16	27	14	7t	3	15	5	17	14	31	22	26t
DEN	14t	27	7	8	21	26	28t	7	12t	17t	20t	9	13	15t	7t	15t	1t
HOU	23	20	13	15	24	22	26	26	19t	31	1t	12t	32	5	6	30	1t
IND	4	9	6	17	8	4	1t	11	2	13t	1t	24t	14t	32	32	4	1t
JAX	9	7	3	4	20	18	25	1t	15t	16	1t	21	30t	1	1	9	1t
KC	11	8	18	5	9	14	1t	16	19t	23t	1t	23	7	31	23	13t	1t
LAC	5t	4t	19	18	3	7	1t	20	7t	5t	1t	24t	24	3	2	6t	1t
LV	7	6	28	29	2	3	24	27	10t	21	1t	6	2	10	24	15t	21t
MIA	30	24	21t	3	29	29	32	21	30	8t	16t	24t	21	28	16t	31	30t
NE	12	18	27	21	6	20	22	19	19t	27	1t	19t	10	29	25	24t	21t
NYJ	5t	4t	4	10	12t	2	1t	15	5t	8t	16t	15t	6	21t	5	5	1t
PIT	21	17	29	27	11	12	1t	29	15t	17t	20t	24t	12	19	13	3	1t
TEN	32	32	25	20	32	32	1t	32	32	32	20t	7t	1	11	19	28	1t
ARI	20	26	8	7	30	30	1t	31	15t	15	20t	12t	20	21t	14	15t	21t
ATL	10	15	26	28	4	10	1t	6	5t	17t	13t	4	19	23	30	15t	21t
CAR	25	28	14	13	27	28	30t	8t	26	7	20t	24t	25	27	21	29	1t
CHI	14t	16	10t	12	16	21	1t	18	12t	28t	20t	17	3	24	29	10t	26t
DAL	17	11	10t	6	18t	19	1t	1t	7t	1	20t	24t	27	26	11	15t	1t
DET	27	29	31t	30	15	24	23	23	24t	25	13t	15t	23	20	27	24t	1t
GB	22	10	21t	25	18t	5	1t	1t	27t	17t	1t	10	29	2	4	6t	1t
LAR	19	13	24	26	10	9	1t	24	19t	5t	1t	11	4	25	28	23	30t
MIN	26	14	9	11	28	17	28t	30	27t	28t	20t	3	16	18	15	6t	1t
NO	16	25	16	9	14	25	1t	4t	10t	23t	16t	18	18	9	12	24t	21t
NYG	28	30	23	24	23	27	1t	17	23	28t	16t	19t	26	17	18	32	1t
PHI	18	19	5	16	26	15	1t	12t	12t	2	20t	24t	30t	13	3	10t	1t
SEA	29	23	20	23	25	13	1t	12t	27t	26	20t	7t	5	6	7t	24t	1t
SF	8	12	10t	22	7	8	30t	8t	4	8t	1t	14	28	15t	16t	20t	29
TB	24	21	17	14	22	23	1t	10	24t	8t	1t	1	14t	7	7t	12	26t
WAS	2t	2	2	2	12t	11	1t	22	3	22	20t	24t	8	12	20	13t	30t

- (A)

Total Yards per Game
- (B)

Total Yards per Play
- (C)

Rushing Yards per Game
- (D)

Rushing Yards per Attempt
- (E)

Passing Net Yards per Game
- (F)

Passing Net Yards per Play
- (G)

Passing, Percent Had Intercepted
- (H)

Sacks per Pass Play
- (I)

First Downs per Game
- (J)

Third Down Efficiency
- (K)

Fourth Down Efficiency
- (L)

Punt Return Average
- (M)

Kickoff Return Average
- (N)

Gross Punting Average
- (O)

Net Punting Average
- (P)

Points per Game
- (Q)

Field Goal Percentage

2025 NATIONAL FOOTBALL LEAGUE

NFL TEAM DEFENSE RANK

TEAM	(A)	(B)	(C)	(D)	(E)	(F)	(G)	(H)	(I)	(J)	(K)	(L)	(M)	(N)	(O)	(P)	(Q)	(R)	(S)
BAL	32	30	18	14	32	27	12t	28t	32	19t	21t	1t	22	3	7	32	13t	17t	24
BUF	30t	32	32	32	16	32	12t	8	15t	29	1t	11	24	25	23t	31	13t	15t	9
CIN	20	11	3	2	28	17	6	19	24t	30	18	28	16	19	2	11	5t	15t	30
CLE	2	2	1t	1	2	2	12t	5	2	21t	1t	31	11	29	11	12t	13t	17t	3
DEN	1	1	8	13	1	1	12t	1	1	1	1t	25t	32	22	14	5	13t	5	4
HOU	14	20	9	7	23	24	12t	9	11t	27t	21t	22	29	8	5	10	1t	24	19
IND	3	9	11t	30	4	4	1	12	3	21t	14t	1t	12	5	16t	2	1t	1	1
JAX	8	5	19	20	6	5	2t	24t	7	26	1t	1t	8	6	12	4	13t	2	6t
KC	27t	28t	14	15	30	26	12t	13	24t	27t	21t	1t	9	30	31	25t	13t	25	21
LAC	22	25	15	28	24	19	12t	17	11t	9t	21t	10	26	2	10	19t	13t	8	12
LV	21	15	6	12	27	13	11	14	11t	6	21t	13t	23	4	8	6t	8t	6t	11
MIA	29	24	27	16	25	29	12t	22	31	19t	21t	1t	18t	1	1	29	13t	32	32
NE	26	27	5	4	31	30	9	6	22t	12	21t	27	31	23	9	14t	8t	26t	22
NYJ	12	16	4	6	22	21	12t	4	15t	13t	1t	1t	21	14	20	30	13t	19	6t
PIT	27t	28t	29	23	20t	31	12t	18	27t	21t	14t	17t	27	11t	28	28	13t	14	26t
TEN	18t	6	26	25	12	7	4t	26	19t	13t	1t	24	20	17t	23t	14t	13t	28	29
ARI	17	8	17	24	19	8	12t	28t	22t	9t	14t	15	15	24	21	6t	8t	6t	20
ATL	9	12	16	19	11	10	12t	23	8t	21t	21t	32	18t	26	23t	21	5t	20t	8
CAR	24	26	30	29	13	15	8	30t	15t	17	21t	12	2t	32	32	24	13t	31	26t
CHI	7	19	24	22	5	16	4t	3	4t	3t	1t	30	17	15	18	25t	13t	20t	10
DAL	15	14	28	17	7	18	12t	20t	19t	31	1t	1t	2t	20	30	22t	13t	22t	16
DET	11	23	11t	8	14t	28	12t	30t	4t	13t	21t	23	4	31	29	25t	13t	29	18
GB	6	4	1t	3	18	9	10	10	8t	8	19t	17t	10	13	6	6t	13t	4	15
LAR	10	13	20	18	9	11	7	7	11t	2	21t	20t	1	28	27	3	13t	9	14
MIN	18t	17	21t	21	17	12	12t	15	19t	3t	1t	16	30	9	4	22t	5t	12t	23
NO	13	7	25	26	3	3	12t	2	15t	18	1t	20t	13	11t	19	14t	8t	26t	13
NYG	30t	31	31	31	20t	22	12t	11	30	11	1t	1t	25	21	13	19t	1t	30	31
PHI	16	22	21t	27	14t	14	12t	30t	24t	32	1t	1t	6	7	22	14t	13t	10t	17
SEA	25	21	21t	11	26	25	2t	24t	29	21t	21t	19	5	17t	16t	12t	4	22t	28
SF	4	10	13	10	8	20	12t	20t	4t	7	1t	25t	28	27	23t	6t	13t	10t	5
TB	23	18	7	5	29	23	12t	27	27t	13t	19t	29	14	10	3	14t	8t	12t	25
WAS	5	3	10	9	10	6	12t	16	10	3t	14t	13t	7	16	15	1	13t	3	2

- (A)

Total Yards per Game
- (B)

Total Yards per Play
- (C)

Rushing Yards per Game
- (D)

Rushing Yards per Attempt
- (E)

Passing Net Yards per Game
- (F)

Passing Net Yards per Play
- (G)

Passing, Percent Had Intercepted
- (H)

Sacks per Pass Play
- (I)

First Downs per Game
- (J)

Third Down Efficiency
- (K)

Fourth Down Efficiency
- (L)

Punt Return Average
- (M)

Kickoff Return Average
- (N)

Gross Punting Average
- (O)

Net Punting Average
- (P)

Points per Game
- (Q)

Field Goal Percentage
- (R)

Points per Game Differential (combined offense/defense)
- (S)

Net Yards per Game Differential (combined offense/defense)

2025 NATIONAL FOOTBALL LEAGUE

NFL TOTAL OFFENSE

RANK	TEAM	TOTAL	RUSH	PASS	TOTAL/G	RUSH/G	PASS/G
1	Buffalo	497	108	389	497.0	108.0	389.0
2	Baltimore	432	238	194	432.0	238.0	194.0
2	Washington	432	220	212	432.0	220.0	212.0
4	Indianapolis	418	156	262	418.0	156.0	262.0
5	Los Angeles Chargers	394	90	304	394.0	90.0	304.0
5	New York Jets	394	182	212	394.0	182.0	212.0
7	Las Vegas	389	56	333	389.0	56.0	333.0
8	San Francisco	384	119	265	384.0	119.0	265.0
9	Jacksonville	378	200	178	378.0	200.0	178.0
10	Atlanta	358	69	289	358.0	69.0	289.0
11	Kansas City	347	98	249	347.0	98.0	249.0
12	New England	336	60	276	336.0	60.0	276.0
13	Cleveland	327	49	278	327.0	49.0	278.0
14	Chicago	317	119	198	317.0	119.0	198.0
14	Denver	317	151	166	317.0	151.0	166.0
16	New Orleans	315	107	208	315.0	107.0	208.0
17	Dallas	307	119	188	307.0	119.0	188.0
18	Philadelphia	302	158	144	302.0	158.0	144.0
19	Los Angeles Rams	296	72	224	296.0	72.0	224.0
20	Arizona	276	146	130	276.0	146.0	130.0
21	Pittsburgh	271	53	218	271.0	53.0	218.0
22	Green Bay	266	78	188	266.0	78.0	188.0
23	Houston	265	114	151	265.0	114.0	151.0
24	Tampa Bay	260	101	159	260.0	101.0	159.0
25	Carolina	255	113	142	255.0	113.0	142.0
26	Minnesota	254	120	134	254.0	120.0	134.0
27	Detroit	246	46	200	246.0	46.0	200.0
28	New York Giants	231	74	157	231.0	74.0	157.0
29	Seattle	230	84	146	230.0	84.0	146.0
30	Miami	211	78	133	211.0	78.0	133.0
31	Cincinnati	141	46	95	141.0	46.0	95.0
32	Tennessee	133	71	62	133.0	71.0	62.0
	TOTALS	9979	3495	6484	311.8	109.2	202.6

2025 NATIONAL FOOTBALL LEAGUE

NFL TOTAL DEFENSE

RANK	TEAM	TOTAL	RUSH	PASS	TOTAL/G	RUSH/G	PASS/G
1	Denver	133	71	62	133.0	71.0	62.0
2	Cleveland	141	46	95	141.0	46.0	95.0
3	Indianapolis	211	78	133	211.0	78.0	133.0
4	San Francisco	230	84	146	230.0	84.0	146.0
5	Washington	231	74	157	231.0	74.0	157.0
6	Green Bay	246	46	200	246.0	46.0	200.0
7	Chicago	254	120	134	254.0	120.0	134.0
8	Jacksonville	255	113	142	255.0	113.0	142.0
9	Atlanta	260	101	159	260.0	101.0	159.0
10	Los Angeles Rams	265	114	151	265.0	114.0	151.0
11	Detroit	266	78	188	266.0	78.0	188.0
12	New York Jets	271	53	218	271.0	53.0	218.0
13	New Orleans	276	146	130	276.0	146.0	130.0
14	Houston	296	72	224	296.0	72.0	224.0
15	Dallas	302	158	144	302.0	158.0	144.0
16	Philadelphia	307	119	188	307.0	119.0	188.0
17	Arizona	315	107	208	315.0	107.0	208.0
18	Minnesota	317	119	198	317.0	119.0	198.0
18	Tennessee	317	151	166	317.0	151.0	166.0
20	Cincinnati	327	49	278	327.0	49.0	278.0
21	Las Vegas	336	60	276	336.0	60.0	276.0
22	Los Angeles Chargers	347	98	249	347.0	98.0	249.0
23	Tampa Bay	358	69	289	358.0	69.0	289.0
24	Carolina	378	200	178	378.0	200.0	178.0
25	Seattle	384	119	265	384.0	119.0	265.0
26	New England	389	56	333	389.0	56.0	333.0
27	Kansas City	394	90	304	394.0	90.0	304.0
27	Pittsburgh	394	182	212	394.0	182.0	212.0
29	Miami	418	156	262	418.0	156.0	262.0
30	Buffalo	432	238	194	432.0	238.0	194.0
30	New York Giants	432	220	212	432.0	220.0	212.0
32	Baltimore	497	108	389	497.0	108.0	389.0
	TOTALS	9979	3495	6484	311.8	109.2	202.6

2025 NATIONAL FOOTBALL LEAGUE

NFL TEAM TAKEAWAYS/GIVEAWAYS

RANK	TEAM	TAKEAWAYS			GIVEAWAYS			NET DIFF
		INT	FUM	TOTAL	INT	FUM	TOTAL	
1	Indianapolis	2	1	3	0	0	0	+3
2t	Cincinnati	2	0	2	0	0	0	+2
2t	Jacksonville	2	1	3	1	0	1	+2
2t	Tennessee	2	2	4	0	2	2	+2
5t	Buffalo	0	1	1	0	0	0	+1
5t	Green Bay	1	0	1	0	0	0	+1
5t	Los Angeles Rams	1	1	2	0	1	1	+1
5t	Philadelphia	0	1	1	0	0	0	+1
5t	Pittsburgh	0	1	1	0	0	0	+1
10t	Arizona	0	0	0	0	0	0	0
10t	Atlanta	0	0	0	0	0	0	0
10t	Chicago	1	0	1	0	1	1	0
10t	Kansas City	0	0	0	0	0	0	0
10t	Las Vegas	1	0	1	1	0	1	0
10t	Los Angeles Chargers	0	0	0	0	0	0	0
10t	Minnesota	0	1	1	1	0	1	0
10t	New England	1	0	1	1	0	1	0
10t	New Orleans	0	0	0	0	0	0	0
10t	New York Giants	0	0	0	0	0	0	0
10t	San Francisco	0	2	2	2	0	2	0
10t	Seattle	2	0	2	0	2	2	0
10t	Tampa Bay	0	0	0	0	0	0	0
10t	Washington	0	0	0	0	0	0	0
24t	Baltimore	0	0	0	0	1	1	-1
24t	Dallas	0	0	0	0	1	1	-1
24t	Detroit	0	0	0	1	0	1	-1
24t	Houston	0	1	1	1	1	2	-1
24t	New York Jets	0	0	0	0	1	1	-1
29t	Carolina	1	0	1	2	1	3	-2
29t	Cleveland	0	0	0	2	0	2	-2
29t	Denver	0	2	2	2	2	4	-2
32	Miami	0	0	0	2	1	3	-3
	TOTALS	16	14	30	16	14	30	0

2025 NATIONAL FOOTBALL LEAGUE

NFL OFFENSE INSIDE THE 20

RANK	TEAM	DRIVES	PTS	TD	TD%	FG	SCORES	SCORE%
1t	Chicago	2	14	2	100.0%	0	2	100.0%
1t	Las Vegas	1	7	1	100.0%	0	1	100.0%
1t	Miami	1	8	1	100.0%	0	1	100.0%
1t	Philadelphia	3	21	3	100.0%	0	3	100.0%
1t	Pittsburgh	3	21	3	100.0%	0	3	100.0%
1t	Tampa Bay	1	7	1	100.0%	0	1	100.0%
7t	New York Jets	4	23	3	75.0%	1	4	100.0%
7t	Washington	4	21	3	75.0%	0	3	75.0%
9	Buffalo	7	38	5	71.4%	2	7	100.0%
10t	Arizona	3	17	2	66.7%	1	3	100.0%
10t	Cincinnati	3	17	2	66.7%	1	3	100.0%
10t	Cleveland	3	13	2	66.7%	0	2	66.7%
10t	Dallas	3	14	2	66.7%	0	2	66.7%
10t	Los Angeles Rams	3	14	2	66.7%	0	2	66.7%
10t	Minnesota	3	16	2	66.7%	1	3	100.0%
16	Green Bay	5	27	3	60.0%	2	5	100.0%
17t	Atlanta	2	10	1	50.0%	1	2	100.0%
17t	Indianapolis	6	30	3	50.0%	3	6	100.0%
17t	Los Angeles Chargers	4	20	2	50.0%	2	4	100.0%
20t	Jacksonville	5	23	2	40.0%	3	5	100.0%
20t	San Francisco	5	17	2	40.0%	1	3	60.0%
22t	Baltimore	3	13	1	33.3%	2	3	100.0%
22t	Denver	3	13	1	33.3%	2	3	100.0%
22t	Kansas City	3	12	1	33.3%	2	3	100.0%
22t	New England	3	10	1	33.3%	1	2	66.7%
22t	Seattle	3	10	1	33.3%	1	2	66.7%
27t	Detroit	4	13	1	25.0%	2	3	75.0%
27t	New Orleans	4	13	1	25.0%	2	3	75.0%
29t	Carolina	1	0	0	0.0%	0	0	0.0%
29t	Houston	1	3	0	0.0%	1	1	100.0%
29t	New York Giants	2	3	0	0.0%	1	1	50.0%
29t	Tennessee	2	6	0	0.0%	2	2	100.0%
	TOTALS	100	474	54	54.0%	34	88	88.0%

2025 NATIONAL FOOTBALL LEAGUE

NFL DEFENSE INSIDE THE 20

RANK	TEAM	DRIVES	PTS	TD	TD%	FG	SCORES	SCORE%
1t	Denver	2	6	0	0.0%	2	2	100.0%
1t	Jacksonville	1	0	0	0.0%	0	0	0.0%
1t	Los Angeles Rams	1	3	0	0.0%	1	1	100.0%
1t	Washington	2	3	0	0.0%	1	1	50.0%
5t	Arizona	4	13	1	25.0%	2	3	75.0%
5t	Green Bay	4	13	1	25.0%	2	3	75.0%
7t	Buffalo	3	13	1	33.3%	2	3	100.0%
7t	Las Vegas	3	10	1	33.3%	1	2	66.7%
7t	Los Angeles Chargers	3	12	1	33.3%	2	3	100.0%
7t	San Francisco	3	10	1	33.3%	1	2	66.7%
7t	Tennessee	3	13	1	33.3%	2	3	100.0%
12t	Carolina	5	23	2	40.0%	3	5	100.0%
12t	Seattle	5	17	2	40.0%	1	3	60.0%
14t	Kansas City	4	20	2	50.0%	2	4	100.0%
14t	Miami	6	30	3	50.0%	3	6	100.0%
14t	Tampa Bay	2	10	1	50.0%	1	2	100.0%
17	Detroit	5	27	3	60.0%	2	5	100.0%
18t	Chicago	3	16	2	66.7%	1	3	100.0%
18t	Cincinnati	3	13	2	66.7%	0	2	66.7%
18t	Cleveland	3	17	2	66.7%	1	3	100.0%
18t	Houston	3	14	2	66.7%	0	2	66.7%
18t	New Orleans	3	17	2	66.7%	1	3	100.0%
18t	Philadelphia	3	14	2	66.7%	0	2	66.7%
24	Baltimore	7	38	5	71.4%	2	7	100.0%
25t	New York Giants	4	21	3	75.0%	0	3	75.0%
25t	Pittsburgh	4	23	3	75.0%	1	4	100.0%
27t	Atlanta	1	7	1	100.0%	0	1	100.0%
27t	Dallas	3	21	3	100.0%	0	3	100.0%
27t	Indianapolis	1	8	1	100.0%	0	1	100.0%
27t	Minnesota	2	14	2	100.0%	0	2	100.0%
27t	New England	1	7	1	100.0%	0	1	100.0%
27t	New York Jets	3	21	3	100.0%	0	3	100.0%
	TOTALS	100	474	54	54.0%	34	88	88.0%

2025 NATIONAL FOOTBALL LEAGUE

NFL TEAM OFFENSE FIRST DOWNS, THIRD DOWNS & FOURTH DOWNS

RANK	TEAM	FIRST DOWNS				THIRD DOWNS			FOURTH DOWNS		
		TOTAL	RUSH	PASS	PEN	MADE	ATT	PCT	MADE	ATT	PCT
1	Buffalo	29	9	18	2	7	15	46.7%	1	1	100.0%
2	Indianapolis	27	11	14	2	7	15	46.7%	3	3	100.0%
3	Washington	25	11	11	3	4	11	36.4%	0	0	0.0%
4	San Francisco	24	7	15	2	7	14	50.0%	2	2	100.0%
5t	Atlanta	23	4	16	3	6	15	40.0%	3	4	75.0%
5t	New York Jets	23	13	9	1	7	14	50.0%	1	2	50.0%
7t	Cleveland	22	5	13	4	9	16	56.3%	2	3	66.7%
7t	Dallas	22	7	9	6	7	11	63.6%	0	1	0.0%
7t	Los Angeles Chargers	22	6	16	0	7	13	53.8%	1	1	100.0%
10t	Las Vegas	21	3	17	1	5	13	38.5%	1	1	100.0%
10t	New Orleans	21	5	12	4	5	14	35.7%	1	2	50.0%
12t	Chicago	20	7	10	3	3	12	25.0%	0	1	0.0%
12t	Denver	20	5	9	6	6	15	40.0%	0	2	0.0%
12t	Philadelphia	20	14	6	0	8	13	61.5%	0	0	0.0%
15t	Arizona	19	5	11	3	6	13	46.2%	0	0	0.0%
15t	Baltimore	19	10	8	1	6	11	54.5%	0	0	0.0%
15t	Jacksonville	19	10	9	0	5	12	41.7%	2	2	100.0%
15t	Pittsburgh	19	2	14	3	4	10	40.0%	0	0	0.0%
19t	Houston	18	8	7	3	2	9	22.2%	1	1	100.0%
19t	Kansas City	18	8	9	1	5	14	35.7%	3	3	100.0%
19t	Los Angeles Rams	18	3	13	2	7	13	53.8%	1	1	100.0%
19t	New England	18	2	15	1	4	14	28.6%	1	1	100.0%
23	New York Giants	17	4	9	4	4	16	25.0%	1	2	50.0%
24t	Detroit	16	2	13	1	5	15	33.3%	3	4	75.0%
24t	Tampa Bay	16	5	10	1	7	14	50.0%	1	1	100.0%
26	Carolina	15	5	8	2	8	15	53.3%	0	2	0.0%
27t	Green Bay	14	4	8	2	4	10	40.0%	1	1	100.0%
27t	Minnesota	14	6	5	3	3	12	25.0%	0	0	0.0%
27t	Seattle	14	6	6	2	3	10	30.0%	0	0	0.0%
30	Miami	12	3	9	0	5	10	50.0%	1	2	50.0%
31	Cincinnati	11	3	7	1	7	14	50.0%	0	0	0.0%
32	Tennessee	7	2	5	0	2	14	14.3%	0	1	0.0%
	TOTALS	603	195	341	67	175	417	42.0%	30	44	68.2%

2025 NATIONAL FOOTBALL LEAGUE

NFL TEAM DEFENSE FIRST DOWNS, THIRD DOWNS & FOURTH DOWNS

RANK	TEAM	FIRST DOWNS				THIRD DOWNS			FOURTH DOWNS		
		TOTAL	RUSH	PASS	PEN	MADE	ATT	PCT	MADE	ATT	PCT
1	Denver	7	2	5	0	2	14	14.3%	0	1	0.0%
2	Cleveland	11	3	7	1	7	14	50.0%	0	0	0.0%
3	Indianapolis	12	3	9	0	5	10	50.0%	1	2	50.0%
4t	Chicago	14	6	5	3	3	12	25.0%	0	0	0.0%
4t	Detroit	14	4	8	2	4	10	40.0%	1	1	100.0%
4t	San Francisco	14	6	6	2	3	10	30.0%	0	0	0.0%
7	Jacksonville	15	5	8	2	8	15	53.3%	0	2	0.0%
8t	Atlanta	16	5	10	1	7	14	50.0%	1	1	100.0%
8t	Green Bay	16	2	13	1	5	15	33.3%	3	4	75.0%
10	Washington	17	4	9	4	4	16	25.0%	1	2	50.0%
11t	Houston	18	3	13	2	7	13	53.8%	1	1	100.0%
11t	Las Vegas	18	2	15	1	4	14	28.6%	1	1	100.0%
11t	Los Angeles Chargers	18	8	9	1	5	14	35.7%	3	3	100.0%
11t	Los Angeles Rams	18	8	7	3	2	9	22.2%	1	1	100.0%
15t	Buffalo	19	10	8	1	6	11	54.5%	0	0	0.0%
15t	Carolina	19	10	9	0	5	12	41.7%	2	2	100.0%
15t	New Orleans	19	5	11	3	6	13	46.2%	0	0	0.0%
15t	New York Jets	19	2	14	3	4	10	40.0%	0	0	0.0%
19t	Dallas	20	14	6	0	8	13	61.5%	0	0	0.0%
19t	Minnesota	20	7	10	3	3	12	25.0%	0	1	0.0%
19t	Tennessee	20	5	9	6	6	15	40.0%	0	2	0.0%
22t	Arizona	21	5	12	4	5	14	35.7%	1	2	50.0%
22t	New England	21	3	17	1	5	13	38.5%	1	1	100.0%
24t	Cincinnati	22	5	13	4	9	16	56.3%	2	3	66.7%
24t	Kansas City	22	6	16	0	7	13	53.8%	1	1	100.0%
24t	Philadelphia	22	7	9	6	7	11	63.6%	0	1	0.0%
27t	Pittsburgh	23	13	9	1	7	14	50.0%	1	2	50.0%
27t	Tampa Bay	23	4	16	3	6	15	40.0%	3	4	75.0%
29	Seattle	24	7	15	2	7	14	50.0%	2	2	100.0%
30	New York Giants	25	11	11	3	4	11	36.4%	0	0	0.0%
31	Miami	27	11	14	2	7	15	46.7%	3	3	100.0%
32	Baltimore	29	9	18	2	7	15	46.7%	1	1	100.0%
	TOTALS	603	195	341	67	175	417	42.0%	30	44	68.2%

2025 NATIONAL FOOTBALL LEAGUE

NFL OFFENSIVE FIRST DOWN YARDAGE

RANK	TEAM	YDS/PL	PLAYS	YARDS
1	Baltimore	9.16	25	229
2	New York Jets	8.18	28	229
3	Kansas City	8.00	23	184
4	Las Vegas	7.83	30	235
5	Minnesota	7.29	21	153
6	Indianapolis	7.16	31	222
7	Los Angeles Chargers	6.96	27	188
8	Green Bay	6.55	20	131
9	Buffalo	6.40	35	224
10	Denver	6.30	30	189
11	Jacksonville	6.11	27	165
12	Carolina	5.63	24	135
13	Atlanta	5.17	30	155
14	San Francisco	4.94	32	158
15	Chicago	4.79	28	134
16	Seattle	4.73	22	104
17	Houston	4.48	25	112
18	Tampa Bay	4.35	23	100
19	New York Giants	4.29	24	103
20	New Orleans	4.10	29	119
21	Washington	3.97	30	119
22	Philadelphia	3.88	25	97
23	New England	3.79	28	106
24	Miami	3.72	18	67
25	Cleveland	3.48	27	94
26	Los Angeles Rams	3.00	23	69
27	Pittsburgh	2.96	25	74
28	Dallas	2.93	27	79
29	Tennessee	2.80	20	56
30	Cincinnati	2.72	18	49
31	Detroit	2.67	24	64
32	Arizona	1.84	25	46
	TOTALS	5.08	824	4189

2025 NATIONAL FOOTBALL LEAGUE

NFL DEFENSIVE FIRST DOWN YARDAGE

RANK	TEAM	YDS/PL	PLAYS	YARDS
1	New Orleans	1.84	25	46
2	Green Bay	2.67	24	64
3	Cleveland	2.72	18	49
4	Denver	2.80	20	56
5	Philadelphia	2.93	27	79
6	New York Jets	2.96	25	74
7	Houston	3.00	23	69
8	Cincinnati	3.48	27	94
9	Indianapolis	3.72	18	67
10	Las Vegas	3.79	28	106
11	Dallas	3.88	25	97
12	New York Giants	3.97	30	119
13	Arizona	4.10	29	119
14	Washington	4.29	24	103
15	Atlanta	4.35	23	100
16	Los Angeles Rams	4.48	25	112
17	San Francisco	4.73	22	104
18	Minnesota	4.79	28	134
19	Seattle	4.94	32	158
20	Tampa Bay	5.17	30	155
21	Jacksonville	5.63	24	135
22	Carolina	6.11	27	165
23	Tennessee	6.30	30	189
24	Baltimore	6.40	35	224
25	Detroit	6.55	20	131
26	Kansas City	6.96	27	188
27	Miami	7.16	31	222
28	Chicago	7.29	21	153
29	New England	7.83	30	235
30	Los Angeles Chargers	8.00	23	184
31	Pittsburgh	8.18	28	229
32	Buffalo	9.16	25	229
	TOTALS	5.08	824	4189

2025 NATIONAL FOOTBALL LEAGUE

NFL KICKOFFS (RECEIVING TEAM)

RANK	TEAM	TOTAL KO	ADJ KO	TB	TB%	EZ	EZ%	OB	IN20	AVG START
1	Tennessee	5	5	1	20.0%	1	20.0%	0	0	40.2
2	New York Jets	7	6	0	0.0%	1	16.7%	0	0	34.8
3	Seattle	4	4	2	50.0%	2	50.0%	0	0	34.5
4	Baltimore	7	7	1	14.3%	1	14.3%	0	0	34.1
5	Las Vegas	4	3	0	0.0%	2	66.7%	1	0	33.7
6	Miami	7	7	0	0.0%	1	14.3%	0	0	33.3
7	Tampa Bay	5	5	1	20.0%	2	40.0%	1	0	32.2
8	Indianapolis	2	1	0	0.0%	0	0.0%	0	0	32.0
9	San Francisco	4	4	2	50.0%	2	50.0%	0	0	31.8
10	New England	5	5	0	0.0%	0	0.0%	1	1	31.6
11	Denver	5	5	2	40.0%	4	80.0%	0	0	31.4
12	Pittsburgh	7	7	1	14.3%	2	28.6%	0	0	31.3
13	Chicago	6	5	2	40.0%	4	80.0%	0	0	31.2
14	Buffalo	8	8	0	0.0%	0	0.0%	1	1	31.1
15	Kansas City	6	6	1	16.7%	3	50.0%	0	0	30.8
16	Los Angeles Rams	3	3	1	33.3%	1	33.3%	0	0	30.7
17	Washington	3	3	0	0.0%	1	33.3%	0	0	29.7
18	Carolina	7	7	3	42.9%	3	42.9%	2	0	29.4
19	Cincinnati	4	4	1	25.0%	1	25.0%	0	0	29.3
20	New Orleans	5	5	0	0.0%	0	0.0%	0	1	28.2
21t	Arizona	4	4	1	25.0%	3	75.0%	0	0	28.0
21t	Philadelphia	4	4	2	50.0%	2	50.0%	0	1	28.0
23	Cleveland	4	4	0	0.0%	1	25.0%	0	0	27.8
24	Atlanta	5	5	0	0.0%	0	0.0%	0	1	27.4
25	Los Angeles Chargers	5	5	2	40.0%	2	40.0%	0	0	27.0
26	Minnesota	5	5	0	0.0%	3	60.0%	0	0	26.8
27	Dallas	5	5	0	0.0%	0	0.0%	0	2	26.2
28	Detroit	6	6	1	16.7%	3	50.0%	0	1	26.2
29	Green Bay	4	3	1	33.3%	1	33.3%	1	1	25.3
30	Jacksonville	3	2	0	0.0%	0	0.0%	0	0	25.0
31	New York Giants	4	4	2	50.0%	3	75.0%	0	0	24.5
32	Houston	3	3	2	66.7%	2	66.7%	0	0	21.0
	TOTALS	312	300	58	19.3%	102	34.0%	14	18	30.2

ADJ KO: Adjusted kickoffs are used to compute Avg. Team Drive Start. Adjusted kickoffs do not include onside kicks or kickoffs at the end of a half unless either kickoff is returned for a touchdown. Adjusted kickoffs also do not include non-onside kickoffs that result in the kicking team ultimately retaining possession.
IN20: The number of drives that start inside (not including) the 20-yard line.

2025 NATIONAL FOOTBALL LEAGUE

NFL KICKOFFS (KICKING TEAM)

RANK	TEAM	TOTAL KO	ADJ KO	TB	TB%	EZ	EZ%	OB	IN20	AVG START
1	Los Angeles Rams	3	3	2	66.7%	2	66.7%	0	0	21.0
2	Washington	4	4	2	50.0%	3	75.0%	0	0	24.5
3	Carolina	3	2	0	0.0%	0	0.0%	0	0	25.0
4	Detroit	4	3	1	33.3%	1	33.3%	1	1	25.3
5	Green Bay	6	6	1	16.7%	3	50.0%	0	1	26.2
6	Philadelphia	5	5	0	0.0%	0	0.0%	0	2	26.2
7	Chicago	5	5	0	0.0%	3	60.0%	0	0	26.8
8	Kansas City	5	5	2	40.0%	2	40.0%	0	0	27.0
9	Tampa Bay	5	5	0	0.0%	0	0.0%	0	1	27.4
10	Cincinnati	4	4	0	0.0%	1	25.0%	0	0	27.8
11t	Dallas	4	4	2	50.0%	2	50.0%	0	1	28.0
11t	New Orleans	4	4	1	25.0%	3	75.0%	0	0	28.0
13	Arizona	5	5	0	0.0%	0	0.0%	0	1	28.2
14	Cleveland	4	4	1	25.0%	1	25.0%	0	0	29.3
15	Jacksonville	7	7	3	42.9%	3	42.9%	2	0	29.4
16	New York Giants	3	3	0	0.0%	1	33.3%	0	0	29.7
17	Houston	3	3	1	33.3%	1	33.3%	0	0	30.7
18	Los Angeles Chargers	6	6	1	16.7%	3	50.0%	0	0	30.8
19	Baltimore	8	8	0	0.0%	0	0.0%	1	1	31.1
20	Minnesota	6	5	2	40.0%	4	80.0%	0	0	31.2
21	New York Jets	7	7	1	14.3%	2	28.6%	0	0	31.3
22	Tennessee	5	5	2	40.0%	4	80.0%	0	0	31.4
23	Las Vegas	5	5	0	0.0%	0	0.0%	1	1	31.6
24	Seattle	4	4	2	50.0%	2	50.0%	0	0	31.8
25	Miami	2	1	0	0.0%	0	0.0%	0	0	32.0
26	Atlanta	5	5	1	20.0%	2	40.0%	1	0	32.2
27	Indianapolis	7	7	0	0.0%	1	14.3%	0	0	33.3
28	New England	4	3	0	0.0%	2	66.7%	1	0	33.7
29	Buffalo	7	7	1	14.3%	1	14.3%	0	0	34.1
30	San Francisco	4	4	2	50.0%	2	50.0%	0	0	34.5
31	Pittsburgh	7	6	0	0.0%	1	16.7%	0	0	34.8
32	Denver	5	5	1	20.0%	1	20.0%	0	0	40.2
	TOTALS	312	300	58	19.3%	102	34.0%	14	18	30.2

ADJ KO: Adjusted kickoffs are used to compute Avg. Team Drive Start. Adjusted kickoffs do not include onside kicks or kickoffs at the end of a half unless either kickoff is returned for a touchdown. Adjusted kickoffs also do not include non-onside kickoffs that result in the kicking team ultimately retaining possession.
IN20: The number of drives that start inside (not including) the 20-yard line.

2025 NATIONAL FOOTBALL LEAGUE

NFL PLAYER SINGLE-GAME HIGHS

CATEGORY	TOTAL	PLAYER	GAME	DETAILS
Points	15	Spencer Shrader	IND vs. MIA, Sep. 7	4 FG, 3 XK
Passing Yards	394	Josh Allen	BUF vs. BAL, Sep. 7	33-46, 394 YDS, 2 TD, 0 INT
Longest Pass	51	Jalen Hurts	PHI vs. DAL, Sep. 4	to Jahan Dotson
	51	Josh Allen	BUF vs. BAL, Sep. 7	to James Cook
Passing Touchdowns	4	Aaron Rodgers	PIT at NYJ, Sep. 7	22-30, 244 YDS, 4 TD, 0 INT
Rushing Yards	169	Derrick Henry	BAL at BUF, Sep. 7	18-169, 2 TD
Rushing Attempts	22	Christian McCaffrey	SF at SEA, Sep. 7	22-69, 0 TD
Longest Rush	71	Travis Etienne	JAX vs. CAR, Sep. 7	
Receptions	10			3 times in non-overtime games
Receiving Yards	143	Zay Flowers	BAL at BUF, Sep. 7	7-143, 1 TD
Kickoff Return Yards	167	Rasheen Ali	BAL at BUF, Sep. 7	6-167, 0 TD
Kickoff Returns	6	Rasheen Ali	BAL at BUF, Sep. 7	6-167, 0 TD
Longest Kickoff Return	71	Chimere Dike	TEN at DEN, Sep. 7	
Punt Return Yards	68	Myles Price	MIN at CHI, Sep. 8	4-68, 0 FC, 0 TD
Punt Returns	4			4 times in non-overtime games
Longest Punt Return	54	Kameron Johnson	TB at ATL, Sep. 7	
Interceptions	1			16 times in non-overtime games
Longest Interception Return	74	Nahshon Wright	CHI vs. MIN, Sep. 8	(TD)
Sacks	2.0			3 times in non-overtime games
Scrimmage Yards	182	Derrick Henry	BAL at BUF, Sep. 7	Rush: 18-169, Rec: 1-13
Longest Punt	65			3 times in non-overtime games
Punts	8	Johnny Hekker	TEN at DEN, Sep. 7	8-395 (49.4)
Field Goals Made	4			3 times in non-overtime games
Longest Field Goal	60	Chris Boswell	PIT at NYJ, Sep. 7	

2025 NATIONAL FOOTBALL LEAGUE

300-YARD PASSING GAMES

YARDS	PLAYER	GAME	DETAILS
394	Josh Allen	BUF vs. BAL, Sep. 7	33-46, 2 TD, 0 INT
362	Geno Smith	LV at NE, Sep. 7	24-34, 1 TD, 1 INT
318	Justin Herbert	LAC vs. KC, Sep. 5	25-34, 3 TD, 0 INT

2025 NATIONAL FOOTBALL LEAGUE

100-YARD RECEIVING GAMES

YARDS	PLAYER	GAME	DETAILS
143	Zay Flowers	BAL at BUF, Sep. 7	7 REC, 1 TD
130	Puka Nacua	LAR vs. HOU, Sep. 7	10 REC, 0 TD
124	Jaxon Smith-Njigba	SEA vs. SF, Sep. 7	9 REC, 0 TD
112	Keon Coleman	BUF vs. BAL, Sep. 7	8 REC, 1 TD
110	CeeDee Lamb	DAL at PHI, Sep. 4	7 REC, 0 TD
108	Ricky Pearsall	SF at SEA, Sep. 7	4 REC, 0 TD
103	Kayshon Boutte	NE vs. LV, Sep. 7	6 REC, 0 TD
103	Brock Bowers	LV at NE, Sep. 7	5 REC, 0 TD
100	Bijan Robinson	ATL vs. TB, Sep. 7	6 REC, 1 TD

2025 NATIONAL FOOTBALL LEAGUE

100-YARD RUSHING GAMES

YARDS	PLAYER	GAME	DETAILS
169	Derrick Henry	BAL at BUF, Sep. 7	18 ATT, 2 TD
143	Travis Etienne	JAX vs. CAR, Sep. 7	16 ATT, 0 TD
107	Breece Hall	NYJ vs. PIT, Sep. 7	19 ATT, 0 TD

2025 NATIONAL FOOTBALL LEAGUE

NFL LEADING PASSERS

RANK	PLAYER	TEAM	ATT	COMP	COMP%	YDS	YPA	TD	TD%	LONG	INT	INT%	RATING
1	L. Jackson	BAL	19	14	73.7%	209	11.00	2	10.5%	39	0	0.0%	144.4
2	Rodgers	PIT	30	22	73.3%	244	8.13	4	13.3%	31	0	0.0%	136.7
3	Herbert	LAC	34	25	73.5%	318	9.35	3	8.8%	33	0	0.0%	131.7
4	Love	GB	22	16	72.7%	188	8.55	2	9.1%	48	0	0.0%	128.6
5	Fields	NYJ	22	16	72.7%	218	9.91	1	4.5%	33t	0	0.0%	119.1
6	D. Jones	IND	29	22	75.9%	272	9.38	1	3.4%	36	0	0.0%	115.9
7	Allen	BUF	46	33	71.7%	394	8.57	2	4.3%	51	0	0.0%	112.0
8	Stafford	LAR	29	21	72.4%	245	8.45	1	3.4%	36	0	0.0%	109.1
9	Murray	ARI	29	21	72.4%	163	5.62	2	6.9%	45	0	0.0%	108.8
10	G. Smith	LV	34	24	70.6%	362	10.65	1	2.9%	38	1	2.9%	102.8
11	Mayfield	TB	32	17	53.1%	167	5.22	3	9.4%	30t	0	0.0%	99.3
12	McCarthy	MIN	20	13	65.0%	143	7.15	2	10.0%	28	1	5.0%	98.5
13	Daniels	WAS	30	19	63.3%	233	7.77	1	3.3%	34	0	0.0%	98.3
14	Hurts	PHI	23	19	82.6%	152	6.61	0	0.0%	51	0	0.0%	94.2
15	Penix	ATL	42	27	64.3%	298	7.10	1	2.4%	50t	0	0.0%	93.2
16	Purdy	SF	35	26	74.3%	277	7.91	2	5.7%	45	2	5.7%	92.2
17	Mahomes	KC	39	24	61.5%	258	6.62	1	2.6%	49	0	0.0%	89.5
18	Goff	DET	39	31	79.5%	225	5.77	1	2.6%	32	1	2.6%	88.6
19	Burrow	CIN	23	14	60.9%	113	4.91	1	4.3%	20	0	0.0%	87.8
20	Darnold	SEA	23	16	69.6%	150	6.52	0	0.0%	40	0	0.0%	87.2
21	Ca. Williams	CHI	35	21	60.0%	210	6.00	1	2.9%	31	0	0.0%	86.6
22	Maye	NE	46	30	65.2%	287	6.24	1	2.2%	27	1	2.2%	80.6
23	Prescott	DAL	34	21	61.8%	188	5.53	0	0.0%	32	0	0.0%	76.6
24	Flacco	CLE	45	31	68.9%	290	6.44	1	2.2%	25	2	4.4%	75.2
25	Lawrence	JAX	31	19	61.3%	178	5.74	1	3.2%	24	1	3.2%	74.4
26	Stroud	HOU	27	19	70.4%	188	6.96	0	0.0%	23	1	3.7%	74.3
27	Rattler	NO	46	27	58.7%	214	4.65	0	0.0%	21	0	0.0%	70.4
28	Nix	DEN	40	25	62.5%	176	4.40	1	2.5%	22t	2	5.0%	60.0
29	Wilson	NYG	37	17	45.9%	168	4.54	0	0.0%	25	0	0.0%	59.3
30	*C. Ward	TEN	28	12	42.9%	112	4.00	0	0.0%	29	0	0.0%	54.5
31	Tagovailoa	MIA	23	14	60.9%	114	4.96	1	4.3%	21	2	8.7%	51.7
32	Young	CAR	35	18	51.4%	154	4.40	1	2.9%	27t	2	5.7%	49.0

2025 NATIONAL FOOTBALL LEAGUE

NFL LEADING PASSERS, RANKS

PLAYER	TEAM	ATT	COMP	COMP%	YDS	YPA	TD	TD%	INT	INT%	RATING
L. Jackson	BAL	32	28t	5	17	1	4t	2	1t	1t	1
Rodgers	PIT	18t	12t	7	11	9	1	1	1t	1t	2
Herbert	LAC	13t	8t	6	3	5	2t	6	1t	1t	3
Love	GB	29t	25t	8t	18t	7	4t	5	1t	1t	4
Fields	NYJ	29t	25t	8t	14	3	10t	9	1t	1t	5
D. Jones	IND	20t	12t	3	8	4	10t	13t	1t	1t	6
Allen	BUF	1t	1	12	1	6	4t	10t	1t	1t	7
Stafford	LAR	20t	14t	10t	10	8	10t	13t	1t	1t	8
Murray	ARI	20t	14t	10t	25	23	4t	7	1t	1t	9
G. Smith	LV	13t	10t	13	2	2	10t	17	22t	24	10
Mayfield	TB	16	23t	29	24	25	2t	4	1t	1t	11
McCarthy	MIN	31	31	18	29	12	4t	3	22t	28t	12
Daniels	WAS	18t	18t	20	12	11	10t	15	1t	1t	13
Hurts	PHI	25t	18t	1	27	16	26t	26t	1t	1t	14
Penix	ATL	5	5t	19	4	13	10t	23	1t	1t	15
Purdy	SF	10t	7	4	7	10	4t	8	28t	30t	16
Mahomes	KC	7t	10t	23	9	15	10t	20t	1t	1t	17
Goff	DET	7t	2t	2	13	21	10t	20t	22t	23	18
Burrow	CIN	25t	28t	25t	31	27	10t	10t	1t	1t	19
Darnold	SEA	25t	25t	15	28	17	26t	26t	1t	1t	20
Ca. Williams	CHI	10t	14t	27	16	20	10t	18t	1t	1t	21
Maye	NE	1t	4	17	6	19	10t	25	22t	22	22
Prescott	DAL	13t	14t	22	18t	24	26t	26t	1t	1t	23
Flacco	CLE	4	2t	16	5	18	10t	24	28t	27	24
Lawrence	JAX	17	18t	24	21	22	10t	16	22t	25	25
Stroud	HOU	24	18t	14	18t	14	26t	26t	22t	26	26
Rattler	NO	1t	5t	28	15	28	26t	26t	1t	1t	27
Nix	DEN	6	8t	21	22	30t	10t	22	28t	28t	28
Wilson	NYG	9	23t	31	23	29	26t	26t	1t	1t	29
*C. Ward	TEN	23	32	32	32	32	26t	26t	1t	1t	30
Tagovailoa	MIA	25t	28t	25t	30	26	10t	10t	28t	32	31
Young	CAR	10t	22	30	26	30t	10t	18t	28t	30t	32

2025 NATIONAL FOOTBALL LEAGUE

NFL FOURTH-QUARTER PASSING LEADERS

RANK	PLAYER	TEAM	ATT	COMP	COMP%	YDS	YPA	TD	TD%	INT	INT%	RATING
1	McCarthy	MIN	8	6	75.0%	87	10.88	2	25.0%	0	0.0%	149.5
2	Herbert	LAC	9	9	100.0%	91	10.11	1	11.1%	0	0.0%	145.8
3	Allen	BUF	21	16	76.2%	251	11.95	1	4.8%	0	0.0%	131.3
4	Rodgers	PIT	9	7	77.8%	38	4.22	2	22.2%	0	0.0%	123.8
5	Mahomes	KC	12	7	58.3%	117	9.75	1	8.3%	0	0.0%	119.1
6	G. Smith	LV	6	5	83.3%	84	14.00	0	0.0%	0	0.0%	118.8
7	Stafford	LAR	9	7	77.8%	94	10.44	0	0.0%	0	0.0%	110.2
8	Goff	DET	14	10	71.4%	73	5.21	1	7.1%	0	0.0%	107.1
9	Ca. Williams	CHI	9	4	44.4%	63	7.00	1	11.1%	0	0.0%	105.3
10	Mayfield	TB	10	6	60.0%	46	4.60	1	10.0%	0	0.0%	104.6
11	Daniels	WAS	5	4	80.0%	45	9.00	0	0.0%	0	0.0%	104.2
12	Tagovailoa	MIA	5	2	40.0%	27	5.40	1	20.0%	0	0.0%	97.5
13	Purdy	SF	12	9	75.0%	104	8.67	1	8.3%	1	8.3%	93.8
14	Darnold	SEA	8	6	75.0%	53	6.63	0	0.0%	0	0.0%	92.2
15	Hurts	PHI	7	6	85.7%	41	5.86	0	0.0%	0	0.0%	91.1
16	Stroud	HOU	8	6	75.0%	42	5.25	0	0.0%	0	0.0%	86.5
17	Penix	ATL	14	9	64.3%	92	6.57	0	0.0%	0	0.0%	83.0
18	Lawrence	JAX	6	4	66.7%	33	5.50	0	0.0%	0	0.0%	80.6
19	Nix	DEN	7	5	71.4%	31	4.43	0	0.0%	0	0.0%	80.1
20	Fields	NYJ	7	4	57.1%	45	6.43	0	0.0%	0	0.0%	76.5
21	Maye	NE	14	8	57.1%	85	6.07	0	0.0%	0	0.0%	75.0
22	Murray	ARI	8	5	62.5%	34	4.25	0	0.0%	0	0.0%	71.9
23	Z. Wilson	MIA	8	5	62.5%	32	4.00	0	0.0%	0	0.0%	70.8
24	Young	CAR	13	7	53.8%	82	6.31	1	7.7%	1	7.7%	66.8
25	Prescott	DAL	11	6	54.5%	45	4.09	0	0.0%	0	0.0%	64.6
26	L. Jackson	BAL	4	2	50.0%	15	3.75	0	0.0%	0	0.0%	59.4
27	Wilson	NYG	12	5	41.7%	61	5.08	0	0.0%	0	0.0%	58.0
28	Rattler	NO	23	11	47.8%	83	3.61	0	0.0%	0	0.0%	57.0
29	Flacco	CLE	17	11	64.7%	96	5.65	0	0.0%	1	5.9%	55.0
30	*C. Ward	TEN	11	4	36.4%	34	3.09	0	0.0%	0	0.0%	45.3
31	Burrow	CIN	3	1	33.3%	10	3.33	0	0.0%	0	0.0%	43.8

2025 NATIONAL FOOTBALL LEAGUE

NFL THIRD-DOWN PASSING LEADERS

RANK	PLAYER	TEAM	ATT	COMP	COMP%	YDS	YPA	TD	TD%	INT	INT%	RATING
1	G. Smith	LV	9	7	77.8%	109	12.11	1	11.1%	0	0.0%	154.2
2	Love	GB	6	4	66.7%	68	11.33	1	16.7%	0	0.0%	144.4
3	Herbert	LAC	8	7	87.5%	64	8.00	2	25.0%	0	0.0%	139.6
4	Mayfield	TB	7	4	57.1%	52	7.43	1	14.3%	0	0.0%	120.2
5	Hurts	PHI	6	6	100.0%	78	13.00	0	0.0%	0	0.0%	118.8
6	Maye	NE	10	7	70.0%	57	5.70	1	10.0%	0	0.0%	117.5
7	L. Jackson	BAL	6	5	83.3%	72	12.00	0	0.0%	0	0.0%	116.7
8	Burrow	CIN	8	5	62.5%	43	5.38	1	12.5%	0	0.0%	116.1
9	Prescott	DAL	9	7	77.8%	106	11.78	0	0.0%	0	0.0%	115.7
10	Purdy	SF	9	5	55.6%	54	6.00	2	22.2%	0	0.0%	113.0
11	Allen	BUF	8	7	87.5%	88	11.00	0	0.0%	0	0.0%	112.5
12	Stafford	LAR	8	6	75.0%	79	9.88	0	0.0%	0	0.0%	105.7
13	Fields	NYJ	5	4	80.0%	46	9.20	0	0.0%	0	0.0%	105.0
14	Flacco	CLE	11	8	72.7%	108	9.82	0	0.0%	0	0.0%	103.6
15	Lawrence	JAX	7	6	85.7%	58	8.29	0	0.0%	0	0.0%	101.2
16	D. Jones	IND	8	6	75.0%	60	7.50	0	0.0%	0	0.0%	95.8
17	Stroud	HOU	5	4	80.0%	33	6.60	0	0.0%	0	0.0%	94.2
18	Murray	ARI	8	6	75.0%	56	7.00	0	0.0%	0	0.0%	93.8
19	Rodgers	PIT	7	5	71.4%	47	6.71	0	0.0%	0	0.0%	89.6
20	Nix	DEN	11	8	72.7%	48	4.36	0	0.0%	0	0.0%	80.9
21	Young	CAR	9	6	66.7%	50	5.56	0	0.0%	0	0.0%	80.8
22t	Penix	ATL	12	7	58.3%	72	6.00	0	0.0%	0	0.0%	75.7
22t	*C. Ward	TEN	9	5	55.6%	59	6.56	0	0.0%	0	0.0%	75.7
24	Ca. Williams	CHI	9	6	66.7%	39	4.33	0	0.0%	0	0.0%	75.7
25	Darnold	SEA	7	5	71.4%	21	3.00	0	0.0%	0	0.0%	74.1
26	Rattler	NO	11	6	54.5%	45	4.09	0	0.0%	0	0.0%	64.6
27	Wilson	NYG	12	6	50.0%	53	4.42	0	0.0%	0	0.0%	62.2
28	McCarthy	MIN	6	3	50.0%	24	4.00	1	16.7%	1	16.7%	60.4
29	Mahomes	KC	10	5	50.0%	31	3.10	0	0.0%	0	0.0%	56.7
30	Daniels	WAS	8	3	37.5%	40	5.00	0	0.0%	0	0.0%	54.2
31	Goff	DET	12	9	75.0%	65	5.42	0	0.0%	1	8.3%	52.4
32	Tagovailoa	MIA	5	1	20.0%	14	2.80	0	0.0%	2	40.0%	0.0

2025 NATIONAL FOOTBALL LEAGUE

NFL LEADING RUSHERS

RANK	PLAYER	TEAM	ATT	YDS	AVG	LONG	TD
1	Henry	BAL	18	169	9.4	49	2
2	Etienne	JAX	16	143	8.9	71	0
3	Hall	NYJ	19	107	5.6	18	0
4	*Croskey-Merritt	WAS	10	82	8.2	42	1
5	Taylor	IND	18	71	3.9	15	0
6t	*Harvey	DEN	6	70	11.7	50	0
6t	L. Jackson (QB)	BAL	6	70	11.7	19	1
8t	Benson	ARI	8	69	8.6	52	0
8t	McCaffrey	SF	22	69	3.1	13	0
10t	Daniels (QB)	WAS	11	68	6.2	14	0
10t	Mason	MIN	15	68	4.5	19	0
12t	Jacobs	GB	19	66	3.5	15	1
12t	K. Williams	LAR	18	66	3.7	9	1
14	Dobbins	DEN	16	63	3.9	19t	1
15	Hurts (QB)	PHI	14	62	4.4	15	2
16t	Barkley	PHI	18	60	3.3	16	1
16t	Chubb	HOU	13	60	4.6	13	0
16t	Pollard	TEN	18	60	3.3	9	0
19	Ca. Williams (QB)	CHI	6	58	9.7	13	1
20t	Hubbard	CAR	16	57	3.6	9	0
20t	Mahomes (QB)	KC	6	57	9.5	15	1
22	Achane	MIA	7	55	7.9	26	0
23	J. Williams	DAL	15	54	3.6	11	2
24t	Sanders	DAL	4	53	13.3	49	0
24t	Swift	CHI	17	53	3.1	13	0
26t	Fields (QB)	NYJ	12	48	4.0	15	2
26t	*Hampton	LAC	15	48	3.2	11	0
28	Charbonnet	SEA	12	47	3.9	7	1
29	Kamara	NO	11	45	4.1	18t	1
30t	Cook	BUF	13	44	3.4	11	1
30t	Wilson (QB)	NYG	8	44	5.5	15	0
32	C. Brown	CIN	21	43	2.0	8	1
33	*Giddens	IND	12	41	3.4	12	0
34	Young (QB)	CAR	5	40	8.0	22	0
35t	J. Conner	ARI	12	39	3.3	12	0
35t	Mayfield (QB)	TB	5	39	7.8	20	0
37t	*Jeanty	LV	19	38	2.0	9	1
37t	Murray (QB)	ARI	7	38	5.4	13	0
39t	Irving	TB	14	37	2.6	9	0
39t	J. Warren	PIT	11	37	3.4	9	0
41	B. Robinson	SF	9	33	3.7	9	0
42t	Herbert (QB)	LAC	7	32	4.6	19	0
42t	Stroud (QB)	HOU	5	32	6.4	14	0
44	Allen (QB)	BUF	14	30	2.1	9	2
45t	Rattler (QB)	NO	4	29	7.3	12	0
45t	*Sampson	CLE	12	29	2.4	5	0
47	*Henderson	NE	5	27	5.4	14	0
48t	Ekeler	WAS	6	26	4.3	6	0
48t	D. Jones (QB)	IND	7	26	3.7	11	2
48t	Shipley	PHI	3	26	8.7	20	0

2025 NATIONAL FOOTBALL LEAGUE

NFL THIRD-AND-ONE RUSHING LEADERS

RANK	PLAYER	TEAM	ATT	FD	PCT
1t	Allen (QB)	BUF	2	2	100.0%
1t	Hurts (QB)	PHI	2	2	100.0%
1t	D. Jones (QB)	IND	2	2	100.0%
1t	McCaffrey	SF	2	2	100.0%
1t	Nix (QB)	DEN	2	2	100.0%
1t	Barner (TE)	SEA	1	1	100.0%
1t	Charbonnet	SEA	1	1	100.0%
1t	Conklin (TE)	LAC	1	1	100.0%
1t	Daniels (QB)	WAS	1	1	100.0%
1t	Flacco (QB)	CLE	1	1	100.0%
1t	*Gordon	MIA	1	1	100.0%
1t	Hall	NYJ	1	1	100.0%
1t	*Henderson	NE	1	1	100.0%
1t	Hubbard	CAR	1	1	100.0%
1t	Hunt	KC	1	1	100.0%
1t	A. Jones	MIN	1	1	100.0%
1t	Kamara	NO	1	1	100.0%
1t	McCarthy (QB)	MIN	1	1	100.0%
1t	Miller	NO	1	1	100.0%
1t	Montgomery	DET	1	1	100.0%
1t	J. Warren	PIT	1	1	100.0%
1t	*Warren (TE)	IND	1	1	100.0%
1t	J. Williams	DAL	1	1	100.0%
1t	K. Williams	LAR	1	1	100.0%
1t	Wilson (QB)	NYG	1	1	100.0%
26t	C. Brown	CIN	3	2	66.7%
26t	Fields (QB)	NYJ	3	2	66.7%
28t	Irving	TB	2	1	50.0%
28t	*Jeanty	LV	2	1	50.0%

2025 NATIONAL FOOTBALL LEAGUE

NFL LEADERS IN RECEPTIONS

RANK	PLAYER	TEAM	REC	YDS	AVG	LONG	TD
1t	Nacua	LAR	10	130	13.0	25	0
1t	Brown	KC	10	99	9.9	49	0
1t	Gibbs (RB)	DET	10	31	3.1	7	0
4t	Smith-Njigba	SEA	9	124	13.8	40	0
4t	McCaffrey (RB)	SF	9	73	8.1	25	0
6t	Coleman	BUF	8	112	14.0	25	1
6t	Meyers	LV	8	97	12.1	24	0
6t	Johnson (TE)	NO	8	76	9.5	21	0
6t	*Sampson (RB)	CLE	8	64	8.0	14	0
6t	D. London	ATL	8	55	6.9	12	0
11t	Flowers	BAL	7	143	20.4	39	1
11t	Lamb	DAL	7	110	15.7	32	0
11t	Wilson	NYJ	7	95	13.6	33t	1
11t	Samuel	WAS	7	77	11.0	21	0
11t	*Warren (TE)	IND	7	76	10.9	21	0
11t	Allen	LAC	7	68	9.7	15	1
11t	*Fannin (TE)	CLE	7	63	9.0	22	0
11t	Pitts (TE)	ATL	7	59	8.4	14	0
11t	Olave	NO	7	54	7.7	13	0
11t	Goedert (TE)	PHI	7	44	6.3	9	0
21t	Boutte	NE	6	103	17.2	24	0
21t	Robinson (RB)	ATL	6	100	16.7	50t	1
21t	Pittman	IND	6	80	13.3	27t	1
21t	LaPorta (TE)	DET	6	79	13.2	32	0
21t	McConkey	LAC	6	74	12.3	23	0
21t	Shakir	BUF	6	64	10.7	26	0
21t	McBride (TE)	ARI	6	61	10.2	25	0
21t	Sutton	DEN	6	61	10.2	22t	1
21t	Diggs	NE	6	57	9.5	16	0
21t	Robinson	NYG	6	55	9.2	20	0
21t	Odunze	CHI	6	37	6.2	17	1
21t	*Hunter	JAX	6	33	5.5	10	0
21t	Shaheed	NO	6	33	5.5	17	0
21t	*Henderson (RB)	NE	6	24	4.0	13	0
35t	Bowers (TE)	LV	5	103	20.6	38	0
35t	Johnston	LAC	5	79	15.8	33	2
35t	Harrison	ARI	5	71	14.2	45	1
35t	Nabers	NYG	5	71	14.2	25	0
35t	*McMillan	CAR	5	68	13.6	21	0
35t	Jeudy	CLE	5	66	13.2	25	0
35t	Palmer	BUF	5	61	12.2	32	0
35t	Cook (RB)	BUF	5	58	11.6	51	0
35t	Smith-Schuster	KC	5	55	11.0	16	0
35t	Tillman	CLE	5	52	10.4	25	1
35t	Evans	TB	5	51	10.2	14	0
35t	Ferguson (TE)	DAL	5	23	4.6	5	0
35t	Smith (TE)	PIT	5	15	3.0	6	1
48t	Pearsall	SF	4	108	27.0	45	0
48t	Metcalf	PIT	4	83	20.8	31	0
48t	Austin	PIT	4	70	17.5	30	1
48t	*Egbuka	TB	4	67	16.8	30t	2
48t	Henry (TE)	NE	4	66	16.5	27	0
48t	Strange (TE)	JAX	4	59	14.8	24	0
48t	Adams	LAR	4	51	12.8	24	0
48t	Kincaid (TE)	BUF	4	48	12.0	22	1

2025 NATIONAL FOOTBALL LEAGUE

NFL LEADERS IN RECEPTIONS

RANK	PLAYER	TEAM	REC	YDS	AVG	LONG	TD
48t	St. Brown	DET	4	45	11.3	19	0
48t	Franklin	DEN	4	44	11.0	18	0
48t	Jefferson	MIN	4	44	11.0	17	1
48t	Zaccheaus	CHI	4	42	10.5	16	0
48t	T. Hill	MIA	4	40	10.0	21	0
48t	Mayer (TE)	LV	4	38	9.5	12	0
48t	Waddle	MIA	4	30	7.5	16	0
48t	Ridley	TEN	4	27	6.8	13	0
48t	Fant (TE)	CIN	4	26	6.5	12	1
48t	Kittle (TE)	SF	4	25	6.3	11	1
48t	Barkley (RB)	PHI	4	24	6.0	8	0
48t	J. Williams	DET	4	23	5.8	11	0
48t	Stover (TE)	HOU	4	22	5.5	10	0
48t	Montgomery (RB)	DET	4	18	4.5	7	0
48t	Irving (RB)	TB	4	8	2.0	9t	1
48t	J. Conner (RB)	ARI	4	5	1.3	5	1

2025 NATIONAL FOOTBALL LEAGUE

NFL RECEIVING YARDAGE LEADERS

RANK	PLAYER	TEAM	YDS	REC	AVG	LONG	TD
1	Flowers	BAL	143	7	20.4	39	1
2	Nacua	LAR	130	10	13.0	25	0
3	Smith-Njigba	SEA	124	9	13.8	40	0
4	Coleman	BUF	112	8	14.0	25	1
5	Lamb	DAL	110	7	15.7	32	0
6	Pearsall	SF	108	4	27.0	45	0
7t	Boutte	NE	103	6	17.2	24	0
7t	Bowers (TE)	LV	103	5	20.6	38	0
9	Robinson (RB)	ATL	100	6	16.7	50t	1
10	Brown	KC	99	10	9.9	49	0
11	Meyers	LV	97	8	12.1	24	0
12	Wilson	NYJ	95	7	13.6	33t	1
13	Metcalf	PIT	83	4	20.8	31	0
14	Pittman	IND	80	6	13.3	27t	1
15t	Johnston	LAC	79	5	15.8	33	2
15t	LaPorta (TE)	DET	79	6	13.2	32	0
17	Samuel	WAS	77	7	11.0	21	0
18t	Johnson (TE)	NO	76	8	9.5	21	0
18t	*Warren (TE)	IND	76	7	10.9	21	0
20	McConkey	LAC	74	6	12.3	23	0
21	McCaffrey (RB)	SF	73	9	8.1	25	0
22t	Harrison	ARI	71	5	14.2	45	1
22t	Nabers	NYG	71	5	14.2	25	0
24	Austin	PIT	70	4	17.5	30	1
25t	Allen	LAC	68	7	9.7	15	1
25t	Doubs	GB	68	2	34.0	48	0
25t	*McMillan	CAR	68	5	13.6	21	0
25t	Moore	CHI	68	3	22.7	30	0
29	*Egbuka	TB	67	4	16.8	30t	2
30t	Henry (TE)	NE	66	4	16.5	27	0
30t	Jeudy	CLE	66	5	13.2	25	0
32t	*Sampson (RB)	CLE	64	8	8.0	14	0
32t	Shakir	BUF	64	6	10.7	26	0
34	*Fannin (TE)	CLE	63	7	9.0	22	0
35t	McBride (TE)	ARI	61	6	10.2	25	0
35t	Palmer	BUF	61	5	12.2	32	0
35t	Sutton	DEN	61	6	10.2	22t	1
38t	Dotson	PHI	59	3	19.7	51	0
38t	Pitts (TE)	ATL	59	7	8.4	14	0
38t	Strange (TE)	JAX	59	4	14.8	24	0
41	Cook (RB)	BUF	58	5	11.6	51	0
42	Diggs	NE	57	6	9.5	16	0
43t	D. London	ATL	55	8	6.9	12	0
43t	Robinson	NYG	55	6	9.2	20	0
43t	Smith-Schuster	KC	55	5	11.0	16	0
46t	Olave	NO	54	7	7.7	13	0
46t	Tucker	LV	54	2	27.0	28	1
48t	D. Brown	JAX	52	3	17.3	23	0
48t	Tillman	CLE	52	5	10.4	25	1
50t	Adams	LAR	51	4	12.8	24	0
50t	Evans	TB	51	5	10.2	14	0
50t	McCloud	ATL	51	3	17.0	24	0

2025 NATIONAL FOOTBALL LEAGUE

NFL THIRD-DOWN RECEIVING LEADERS

RANK	PLAYER	TEAM	REC	YDS	AVG	LONG	TD
1	Robinson	NYG	5	48	9.6	20	0
2t	Jeudy	CLE	4	47	11.8	25	0
2t	Allen	LAC	4	36	9.0	11t	1
4t	Lamb	DAL	3	72	24.0	32	0
4t	Flowers	BAL	3	63	21.0	39	0
4t	Dotson	PHI	3	59	19.7	51	0
4t	Nacua	LAR	3	43	14.3	24	0
4t	McBride (TE)	ARI	3	41	13.7	25	0
4t	Samuel	WAS	3	40	13.3	21	0
4t	*McMillan	CAR	3	38	12.7	15	0
4t	Adams	LAR	3	36	12.0	24	0
4t	Olave	NO	3	22	7.3	10	0
4t	Odunze	CHI	3	16	5.3	17	0
4t	Meyers	LV	3	12	4.0	4	0
4t	Mims	DEN	3	12	4.0	7	0
16t	Tillman	CLE	2	38	19.0	25	0
16t	Strange (TE)	JAX	2	34	17.0	24	0
16t	Pittman	IND	2	28	14.0	14	0
16t	McCloud	ATL	2	27	13.5	14	0
16t	LaPorta (TE)	DET	2	25	12.5	16	0
16t	Pickens	DAL	2	24	12.0	15	0
16t	Higgins	CIN	2	23	11.5	13	0
16t	*Warren (TE)	IND	2	23	11.5	15	0
16t	Shepard	TB	2	20	10.0	10	0
16t	Johnston	LAC	2	19	9.5	14	1
16t	Zaccheaus	CHI	2	19	9.5	12	0
16t	Smith-Njigba	SEA	2	18	9.0	16	0
16t	Jefferson	MIN	2	17	8.5	13t	1
16t	Johnson (TE)	NO	2	17	8.5	11	0
16t	Schultz (TE)	HOU	2	17	8.5	9	0
16t	St. Brown	DET	2	17	8.5	9	0
16t	Diggs	NE	2	16	8.0	9	0
16t	Goedert (TE)	PHI	2	16	8.0	9	0
16t	Ruckert (TE)	NYJ	2	16	8.0	12	0
16t	Sutton	DEN	2	16	8.0	8	0
16t	Montgomery (RB)	DET	2	14	7.0	7	0
16t	Cas. Washington	ATL	2	14	7.0	7	0
16t	Brown	KC	2	13	6.5	13	0
16t	*Henderson (RB)	NE	2	13	6.5	13	0
16t	Kittle (TE)	SF	2	13	6.5	8	1
16t	Ridley	TEN	2	13	6.5	8	0
16t	Renfrow	CAR	2	11	5.5	6	0
16t	J. Williams (RB)	DAL	2	10	5.0	7	0
16t	Shakir	BUF	2	9	4.5	6	0
16t	Smith (TE)	PIT	2	8	4.0	5	0
16t	Gibbs (RB)	DET	2	5	2.5	7	0
16t	*Hunter	JAX	2	3	1.5	5	0
48t	Cook (RB)	BUF	1	51	51.0	51	0
48t	*Thornton	LV	1	36	36.0	36	0
48t	*Egbuka	TB	1	30	30.0	30t	1
48t	Pollard (RB)	TEN	1	29	29.0	29	0
48t	Pearsall	SF	1	26	26.0	26	0
48t	Reed	GB	1	26	26.0	26	0
48t	Tucker	LV	1	26	26.0	26t	1
48t	Boutte	NE	1	24	24.0	24	0

2025 NATIONAL FOOTBALL LEAGUE

NFL THIRD-DOWN RECEIVING LEADERS

RANK	PLAYER	TEAM	REC	YDS	AVG	LONG	TD
48t	T. Johnson	NYJ	1	24	24.0	24	0
48t	*Bech	LV	1	23	23.0	23	0
48t	Metcalf	PIT	1	23	23.0	23	0
48t	Robinson (RB)	ATL	1	23	23.0	23	0
48t	*Fannin (TE)	CLE	1	18	18.0	18	0
48t	D. Brown	JAX	1	17	17.0	17	0
48t	Coleman	BUF	1	17	17.0	17	0
48t	Wicks	GB	1	16	16.0	16	0
48t	Kraft (TE)	GB	1	15	15.0	15t	1
48t	Conner (TE)	MIA	1	14	14.0	14	0
48t	Gesicki (TE)	CIN	1	14	14.0	14	0
48t	Okonkwo (TE)	TEN	1	14	14.0	14	0
48t	Harrison	ARI	1	12	12.0	12	0
48t	Mayer (TE)	LV	1	12	12.0	12	0
48t	Smith-Schuster	KC	1	12	12.0	12	0
48t	Freiermuth (TE)	PIT	1	11	11.0	11	0
48t	*Golden	GB	1	11	11.0	11	0
48t	Jennings	SF	1	11	11.0	11	0
48t	M. Washington	MIA	1	11	11.0	11	0
48t	Engram (TE)	DEN	1	10	10.0	10	0
48t	Pitts (TE)	ATL	1	10	10.0	10	0
48t	Eskridge	MIA	1	9	9.0	9	0
48t	*Higgins	HOU	1	9	9.0	9	0
48t	McConkey	LAC	1	9	9.0	9	0
48t	Palmer	BUF	1	8	8.0	8	0
48t	Mason (RB)	MIN	1	7	7.0	7	0
48t	*Noel	HOU	1	7	7.0	7	0
48t	Cooks	NO	1	6	6.0	6	0
48t	Franklin	DEN	1	6	6.0	6	0
48t	Hopkins	BAL	1	6	6.0	6	0
48t	Kupp	SEA	1	6	6.0	6	0
48t	Taylor (RB)	IND	1	6	6.0	6	0
48t	Wilson	NYJ	1	6	6.0	6	0
48t	Gainwell (RB)	PIT	1	5	5.0	5	0
48t	Perine (RB)	CIN	1	5	5.0	5	0
48t	*Sampson (RB)	CLE	1	5	5.0	5	0
48t	Tracy (RB)	NYG	1	5	5.0	5	0
48t	Mi. Wilson	ARI	1	5	5.0	5	0
48t	*Allen (RB)	JAX	1	4	4.0	4	0
48t	*Loveland (TE)	CHI	1	4	4.0	4	0
48t	Prentice (RB)	DEN	1	4	4.0	4	0
48t	Tonges (TE)	SF	1	4	4.0	4t	1
48t	J. Williams	DET	1	4	4.0	4	0
48t	*Ayomanor	TEN	1	3	3.0	3	0
48t	Barkley (RB)	PHI	1	3	3.0	3	0
48t	Gray (TE)	KC	1	3	3.0	3	0
48t	Hill (RB)	BAL	1	3	3.0	3	0
48t	Mitchell	IND	1	3	3.0	3	0
48t	Moore	BUF	1	3	3.0	3	0
48t	Thornton	KC	1	3	3.0	3	0
48t	Douglas	NE	1	2	2.0	2t	1
48t	Maye (QB)	NE	1	2	2.0	2	0
48t	White (RB)	TB	1	2	2.0	2	0
48t	Dowdle (RB)	CAR	1	1	1.0	1	0
48t	Fant (TE)	CIN	1	1	1.0	1t	1

2025 NATIONAL FOOTBALL LEAGUE

NFL THIRD-DOWN RECEIVING LEADERS

RANK	PLAYER	TEAM	REC	YDS	AVG	LONG	TD
48t	Barner (TE)	SEA	1	0	0.0	0	0
48t	Kincaid (TE)	BUF	1	0	0.0	0	0
48t	Dortch	ARI	1	-2	(2.0)	-2	0
48t	D. London	ATL	1	-2	(2.0)	0	0
48t	Walker (RB)	SEA	1	-3	(3.0)	-3	0

2025 NATIONAL FOOTBALL LEAGUE

NFL LEADING SCORERS (NON-KICKING)

RANK	PLAYER	TEAM	POS	TOUCHDOWNS				X2	PTS
				TOTAL	RUSH	REC	RET		
1t	Allen	BUF	QB	2	2	0	0	0	12
1t	*Egbuka	TB	WR	2	0	2	0	0	12
1t	Fields	NYJ	QB	2	2	0	0	0	12
1t	Henry	BAL	RB	2	2	0	0	0	12
1t	Hurts	PHI	QB	2	2	0	0	0	12
1t	Johnston	LAC	WR	2	0	2	0	0	12
1t	D. Jones	IND	QB	2	2	0	0	0	12
1t	J. Williams	DAL	RB	2	2	0	0	0	12
9t	Achane	MIA	RB	1	0	1	0	0	6
9t	Allen	NYJ	RB	1	1	0	0	0	6
9t	Allen	LAR	TE	1	0	1	0	0	6
9t	Allen	LAC	WR	1	0	1	0	0	6
9t	Austin	PIT	WR	1	0	1	0	0	6
9t	Barkley	PHI	RB	1	1	0	0	0	6
9t	C. Brown	CIN	RB	1	1	0	0	0	6
9t	Charbonnet	SEA	RB	1	1	0	0	0	6
9t	Coleman	BUF	WR	1	0	1	0	0	6
9t	J. Conner	ARI	RB	1	0	1	0	0	6
9t	Cook	BUF	RB	1	1	0	0	0	6
9t	*Croskey-Merritt	WAS	RB	1	1	0	0	0	6
9t	Dobbins	DEN	RB	1	1	0	0	0	6
9t	Douglas	NE	WR	1	0	1	0	0	6
9t	Ertz	WAS	TE	1	0	1	0	0	6
9t	Fant	CIN	TE	1	0	1	0	0	6
9t	Flowers	BAL	WR	1	0	1	0	0	6
9t	Harrison	ARI	WR	1	0	1	0	0	6
9t	Hopkins	BAL	WR	1	0	1	0	0	6
9t	Hubbard	CAR	RB	1	0	1	0	0	6
9t	Irving	TB	RB	1	0	1	0	0	6
9t	L. Jackson	BAL	QB	1	1	0	0	0	6
9t	Jacobs	GB	RB	1	1	0	0	0	6
9t	*Jeanty	LV	RB	1	1	0	0	0	6
9t	Jefferson	MIN	WR	1	0	1	0	0	6
9t	A. Jones	MIN	RB	1	0	1	0	0	6
9t	Kamara	NO	RB	1	1	0	0	0	6
9t	Kelce	KC	TE	1	0	1	0	0	6
9t	Kincaid	BUF	TE	1	0	1	0	0	6
9t	Kittle	SF	TE	1	0	1	0	0	6
9t	Kraft	GB	TE	1	0	1	0	0	6
9t	Long	JAX	TE	1	0	1	0	0	6
9t	Mahomes	KC	QB	1	1	0	0	0	6
9t	McCarthy	MIN	QB	1	1	0	0	0	6
9t	Odunze	CHI	WR	1	0	1	0	0	6
9t	Penix	ATL	QB	1	1	0	0	0	6
9t	Pittman	IND	WR	1	0	1	0	0	6
9t	Reed	GB	WR	1	0	1	0	0	6

2025 NATIONAL FOOTBALL LEAGUE

NFL LEADING SCORERS (NON-KICKING)

RANK	PLAYER	TEAM	POS	TOUCHDOWNS				X2	PTS
				TOTAL	RUSH	REC	RET		
9t	Robinson	ATL	RB	1	0	1	0	0	6
9t	Samuel	WAS	WR	1	1	0	0	0	6
9t	*R. Sanders	CLE	RB	1	1	0	0	0	6
9t	Skowronek	PIT	WR	1	0	1	0	0	6
9t	Smith	PIT	TE	1	0	1	0	0	6
9t	Sutton	DEN	WR	1	0	1	0	0	6
9t	*TeSlaa	DET	WR	1	0	1	0	0	6
9t	Thomas	JAX	WR	1	1	0	0	0	6
9t	Tillman	CLE	WR	1	0	1	0	0	6
9t	Tonges	SF	TE	1	0	1	0	0	6
9t	Tucker	LV	WR	1	0	1	0	0	6
9t	J. Warren	PIT	RB	1	0	1	0	0	6
9t	Ca. Williams	CHI	QB	1	1	0	0	0	6
9t	K. Williams	LAR	RB	1	1	0	0	0	6
9t	Wilson	NYJ	WR	1	0	1	0	0	6
9t	N. Wright	CHI	CB	1	0	0	1	0	6

2025 NATIONAL FOOTBALL LEAGUE

NFL LEADING SCORERS (KICKING)

RANK	PLAYER	TEAM	PAT	FG	FG%	LONG	PTS
1	Shrader	IND	3/3	4/4	100.0%	48	15
2	C. Little	JAX	2/2	4/4	100.0%	47	14
3	Slye	TEN	0/0	4/4	100.0%	50	12
4	Prater	BUF	2/2	3/3	100.0%	43	11
5t	Boswell	PIT	4/4	2/2	100.0%	60	10
5t	*Loop	BAL	4/5	2/2	100.0%	52	10
7t	Butker	KC	0/1	3/3	100.0%	59	9
7t	Dicker	LAC	3/3	2/2	100.0%	39	9
7t	Fairbairn	HOU	0/0	3/3	100.0%	53	9
7t	McManus	GB	3/3	2/2	100.0%	38	9
11t	Aubrey	DAL	2/2	2/2	100.0%	53	8
11t	Carlson	LV	2/2	2/3	66.7%	51	8
11t	Folk	NYJ	2/2	2/2	100.0%	51	8
11t	Koo	ATL	2/2	2/3	66.7%	41	8
11t	Lutz	DEN	2/2	2/2	100.0%	39	8
11t	Ryland	ARI	2/2	2/3	66.7%	50	8
17t	Bates	DET	1/1	2/2	100.0%	30	7
17t	*Borregales	NE	1/1	2/3	66.7%	44	7
17t	Grupe	NO	1/1	2/3	66.7%	36	7
17t	Myers	SEA	1/1	2/2	100.0%	48	7
17t	Reichard	MIN	1/1	2/2	100.0%	59	7
22t	Elliott	PHI	3/3	1/1	100.0%	58	6
22t	Gano	NYG	0/0	2/2	100.0%	55	6
22t	Santos	CHI	3/3	1/2	50.0%	42	6
25t	McLaughlin	TB	2/3	1/2	50.0%	48	5
25t	McPherson	CIN	2/2	1/1	100.0%	35	5
25t	Moody	SF	2/2	1/3	33.3%	32	5
28t	*Fitzgerald	CAR	1/1	1/1	100.0%	48	4
28t	Szmyt	CLE	1/2	1/2	50.0%	45	4
30	Gay	WAS	3/3	0/0	---	---	3
31	Karty	LAR	2/2	0/0	---	---	2

2025 NATIONAL FOOTBALL LEAGUE

NFL TOUCHBACKS ON KICKOFFS

RANK	PLAYER	TEAM	TB
1	C. Little	JAX	3
2t	Aubrey	DAL	2
2t	Butker	KC	2
2t	Gay	WAS	2
2t	Karty	LAR	2
2t	Moody	SF	2
2t	Myers	SEA	2
2t	Reichard	MIN	2
2t	Slye	TEN	2
10t	Bates	DET	1
10t	Dicker	LAC	1
10t	Fairbairn	HOU	1
10t	Folk	NYJ	1
10t	Grupe	NO	1
10t	Koo	ATL	1
10t	Lutz	DEN	1
10t	McManus	GB	1
10t	Prater	BUF	1
10t	Szmyt	CLE	1

2025 NATIONAL FOOTBALL LEAGUE

NFL MOST YARDS FROM SCRIMMAGE

RANK	PLAYER	TEAM	POS	TOTAL			RUSHING			RECEIVING		
				YDS	PLAYS	AVG	YDS	ATT	AVG	YDS	ATT	AVG
1	Henry	BAL	RB	182	19	9.6	169	18	9.4	13	1	13.0
2	Etienne	JAX	RB	156	19	8.2	143	16	8.9	13	3	4.3
3	Flowers	BAL	WR	151	9	16.8	8	2	4.0	143	7	20.4
4	Hall	NYJ	RB	145	21	6.9	107	19	5.6	38	2	19.0
5	McCaffrey	SF	RB	142	31	4.6	69	22	3.1	73	9	8.1
6	Nacua	LAR	WR	131	11	11.9	1	1	1.0	130	10	13.0
7t	Robinson	ATL	RB	124	18	6.9	24	12	2.0	100	6	16.7
7t	Smith-Njigba	SEA	WR	124	9	13.8	0	0	---	124	9	13.8
9	Coleman	BUF	WR	112	8	14.0	0	0	---	112	8	14.0
10	Lamb	DAL	WR	110	7	15.7	0	0	---	110	7	15.7
11	Pearsall	SF	WR	108	4	27.0	0	0	---	108	4	27.0
12t	Boutte	NE	WR	103	6	17.2	0	0	---	103	6	17.2
12t	Bowers	LV	TE	103	5	20.6	0	0	---	103	5	20.6
14	Cook	BUF	RB	102	18	5.7	44	13	3.4	58	5	11.6
15	Brown	KC	WR	99	10	9.9	0	0	---	99	10	9.9
16	Taylor	IND	RB	98	21	4.7	71	18	3.9	27	3	9.0
17	Meyers	LV	WR	97	8	12.1	0	0	---	97	8	12.1
18	Samuel	WAS	WR	96	8	12.0	19	1	19.0	77	7	11.0
19	Wilson	NYJ	WR	95	7	13.6	0	0	---	95	7	13.6
20	*Sampson	CLE	RB	93	20	4.7	29	12	2.4	64	8	8.0
21t	Hubbard	CAR	RB	89	19	4.7	57	16	3.6	32	3	10.7
21t	Pollard	TEN	RB	89	19	4.7	60	18	3.3	29	1	29.0
23	Barkley	PHI	RB	84	22	3.8	60	18	3.3	24	4	6.0
24	Metcalfe	PIT	WR	83	4	20.8	0	0	---	83	4	20.8
25	*Croskey-Merritt	WAS	RB	82	10	8.2	82	10	8.2	0	0	---
26	Pittman	IND	WR	80	6	13.3	0	0	---	80	6	13.3
27t	Johnston	LAC	WR	79	5	15.8	0	0	---	79	5	15.8
27t	LaPorta	DET	TE	79	6	13.2	0	0	---	79	6	13.2
27t	*Warren	IND	TE	79	8	9.9	3	1	3.0	76	7	10.9
30t	*Egbuka	TB	WR	76	5	15.2	9	1	9.0	67	4	16.8
30t	Johnson	NO	TE	76	8	9.5	0	0	---	76	8	9.5
30t	Moore	CHI	WR	76	6	12.7	8	3	2.7	68	3	22.7
33t	Achane	MIA	RB	75	10	7.5	55	7	7.9	20	3	6.7
33t	Benson	ARI	RB	75	9	8.3	69	8	8.6	6	1	6.0
33t	Mason	MIN	RB	75	16	4.7	68	15	4.5	7	1	7.0
36	McConkey	LAC	WR	74	6	12.3	0	0	---	74	6	12.3
37t	Harrison	ARI	WR	71	5	14.2	0	0	---	71	5	14.2
37t	Nabers	NYG	WR	71	5	14.2	0	0	---	71	5	14.2
39t	Austin	PIT	WR	70	4	17.5	0	0	---	70	4	17.5
39t	L. Jackson	BAL	QB	70	6	11.7	70	6	11.7	0	0	---
39t	Jacobs	GB	RB	70	20	3.5	66	19	3.5	4	1	4.0
42t	*Harvey	DEN	RB	69	7	9.9	70	6	11.7	-1	1	-1.0
42t	K. Williams	LAR	RB	69	19	3.6	66	18	3.7	3	1	3.0
44t	Allen	LAC	WR	68	7	9.7	0	0	---	68	7	9.7
44t	Daniels	WAS	QB	68	11	6.2	68	11	6.2	0	0	---
44t	Dobbins	DEN	RB	68	18	3.8	63	16	3.9	5	2	2.5
44t	Doubs	GB	WR	68	2	34.0	0	0	---	68	2	34.0
44t	*McMillan	CAR	WR	68	5	13.6	0	0	---	68	5	13.6
49	A. Jones	MIN	RB	67	11	6.1	23	8	2.9	44	3	14.7
50t	*Fannin	CLE	TE	66	8	8.3	3	1	3.0	63	7	9.0
50t	Henry	NE	TE	66	4	16.5	0	0	---	66	4	16.5
50t	Jeudy	CLE	WR	66	5	13.2	0	0	---	66	5	13.2

2025 NATIONAL FOOTBALL LEAGUE

NFL LEADERS IN FIRST DOWNS

RANK	PLAYER	TEAM	POS	TOTAL	RUSH	REC
1	McCaffrey	SF	RB	9	6	3
2	Hall	NYJ	RB	8	7	1
3t	Hurts	PHI	QB	7	7	0
3t	Nacua	LAR	WR	7	0	7
5t	Allen	LAC	WR	6	0	6
5t	Barkley	PHI	RB	6	4	2
5t	Coleman	BUF	WR	6	0	6
5t	Henry	BAL	RB	6	5	1
5t	Lamb	DAL	WR	6	0	6
5t	Smith-Njigba	SEA	WR	6	0	6
11t	Boutte	NE	WR	5	0	5
11t	Fields	NYJ	QB	5	5	0
11t	Flowers	BAL	WR	5	0	5
11t	L. Jackson	BAL	QB	5	5	0
11t	Mahomes	KC	QB	5	5	0
11t	Meyers	LV	WR	5	0	5
11t	Pitts	ATL	TE	5	0	5
11t	Taylor	IND	RB	5	3	2
11t	*Warren	IND	TE	5	1	4
11t	J. Williams	DAL	RB	5	5	0
21t	Adams	LAR	WR	4	0	4
21t	Allen	BUF	QB	4	4	0
21t	Bowers	LV	TE	4	0	4
21t	D. Brown	JAX	WR	4	1	3
21t	Brown	KC	WR	4	0	4
21t	Charbonnet	SEA	RB	4	4	0
21t	Chubb	HOU	RB	4	4	0
21t	Cook	BUF	RB	4	3	1
21t	*Croskey-Merritt	WAS	RB	4	4	0
21t	Etienne	JAX	RB	4	3	1
21t	Evans	TB	WR	4	0	4
21t	*Hampton	LAC	RB	4	4	0
21t	Hubbard	CAR	RB	4	3	1
21t	Jeudy	CLE	WR	4	0	4
21t	Johnson	NO	TE	4	0	4
21t	D. Jones	IND	QB	4	4	0
21t	Kamara	NO	RB	4	3	1
21t	McBride	ARI	TE	4	0	4
21t	*McMillan	CAR	WR	4	0	4
21t	Metcalf	PIT	WR	4	0	4
21t	Nabers	NYG	WR	4	0	4
21t	Pearsall	SF	WR	4	0	4
21t	Pittman	IND	WR	4	0	4
21t	Robinson	NYG	WR	4	0	4
21t	*Sampson	CLE	RB	4	2	2
21t	Samuel	WAS	WR	4	1	3
21t	St. Brown	DET	WR	4	0	4
21t	Sutton	DEN	WR	4	0	4
21t	Ca. Williams	CHI	QB	4	4	0
21t	Wilson	NYJ	WR	4	0	4

2025 NATIONAL FOOTBALL LEAGUE

NFL PUNTING YARDS LEADERS

RANK	PLAYER	TEAM	POS	PUNTS	YARDS	LONG	AVG	TB	BLK	DWN	OB	RETURNS		IN20	NET AVG
												TOT	YDS		
1	Cooke	JAX	P	2	111	57	55.5	0	0	0	0	2	0	1	55.5
2	Whelan	GB	P	3	164	65	54.7	0	0	0	0	2	19	2	48.3
3	Scott	LAC	P	2	106	56	53.0	0	0	0	0	2	7	0	49.5
4	Rehkow	CIN	P	6	316	62	52.7	2	0	1	0	3	41	1	39.2
5	Townsend	HOU	P	4	208	61	52.0	0	0	0	0	2	21	1	46.8
6	Dickson	SEA	P	5	259	58	51.8	0	0	1	0	4	39	2	44.0
7	Dixon	TB	P	4	205	62	51.3	0	0	1	0	2	29	2	44.0
8	Stout	BAL	P	3	152	59	50.7	1	0	0	1	1	0	1	44.0
9	*Kroeger	NO	P	4	202	54	50.5	0	0	0	0	3	30	2	43.0
10	Cole	LV	P	5	249	60	49.8	2	0	0	1	2	16	0	38.6
11	Hekker	TEN	P	8	395	65	49.4	1	0	0	0	4	47	2	41.0
12	Way	WAS	P	5	245	64	49.0	1	0	1	0	3	24	2	40.2
13	Mann	PHI	P	3	146	51	48.7	0	0	0	2	0	0	2	48.7
14	Bojorquez	CLE	P	2	97	55	48.5	1	0	0	0	1	23	0	27.0
15t	*Crawshaw	DEN	P	3	144	53	48.0	0	0	0	0	1	12	3	44.0
15t	Morstead	SF	P	2	96	54	48.0	0	0	0	0	1	12	1	42.0
17	Gillan	NYG	P	6	287	65	47.8	2	0	0	0	2	0	0	41.2
18	Wright	MIN	P	7	333	54	47.6	0	0	0	1	4	37	0	42.3
19	Waitman	PIT	P	4	190	50	47.5	0	0	0	0	2	19	1	42.8
20	Fox	DET	P	3	142	55	47.3	0	0	0	0	3	32	0	36.7
21t	Gillikin	ARI	P	4	188	60	47.0	0	0	0	1	2	18	1	42.5
21t	McNamara	NYJ	P	2	94	55	47.0	0	0	1	0	0	0	1	47.0
23	Pinion	ATL	P	3	140	59	46.7	0	0	0	1	1	54	2	28.7
24	Taylor	CHI	P	6	266	56	44.3	0	0	1	1	4	68	1	33.0
25	Evans	LAR	P	5	220	50	44.0	1	0	0	1	2	20	2	36.0
26	Anger	DAL	P	2	87	49	43.5	0	0	0	0	0	0	1	43.5
27	Martin	CAR	P	2	86	56	43.0	0	0	1	0	1	7	2	39.5
28	Baringer	NE	P	6	244	59	40.7	0	0	1	2	1	13	2	38.5
29	Robbins	BUF	P	4	158	48	39.5	0	0	2	0	1	6	1	38.0
30	Araiza	KC	P	3	116	40	38.7	0	0	1	1	0	0	1	38.7

2025 NATIONAL FOOTBALL LEAGUE

NFL NET PUNTING YARDS LEADERS

RANK	PLAYER	TEAM	POS	PUNTS	YARDS	LONG	AVG	TB	BLK	DWN	OB	RETURNS		IN20	NET AVG
												TOT	YDS		
1	Cooke	JAX	P	2	111	57	55.5	0	0	0	0	2	0	1	55.5
2	Scott	LAC	P	2	106	56	53.0	0	0	0	0	2	7	0	49.5
3	Mann	PHI	P	3	146	51	48.7	0	0	0	2	0	0	2	48.7
4	Whelan	GB	P	3	164	65	54.7	0	0	0	0	2	19	2	48.3
5	McNamara	NYJ	P	2	94	55	47.0	0	0	1	0	0	0	1	47.0
6	Townsend	HOU	P	4	208	61	52.0	0	0	0	0	2	21	1	46.8
7t	*Crawshaw	DEN	P	3	144	53	48.0	0	0	0	0	1	12	3	44.0
7t	Dickson	SEA	P	5	259	58	51.8	0	0	1	0	4	39	2	44.0
7t	Dixon	TB	P	4	205	62	51.3	0	0	1	0	2	29	2	44.0
7t	Stout	BAL	P	3	152	59	50.7	1	0	0	1	1	0	1	44.0
11	Anger	DAL	P	2	87	49	43.5	0	0	0	0	0	0	1	43.5
12	*Kroeger	NO	P	4	202	54	50.5	0	0	0	0	3	30	2	43.0
13	Waitman	PIT	P	4	190	50	47.5	0	0	0	0	2	19	1	42.8
14	Gillikin	ARI	P	4	188	60	47.0	0	0	0	1	2	18	1	42.5
15	Wright	MIN	P	7	333	54	47.6	0	0	0	1	4	37	0	42.3
16	Morstead	SF	P	2	96	54	48.0	0	0	0	0	1	12	1	42.0
17	Gillan	NYG	P	6	287	65	47.8	2	0	0	0	2	0	0	41.2
18	Hekker	TEN	P	8	395	65	49.4	1	0	0	0	4	47	2	41.0
19	Way	WAS	P	5	245	64	49.0	1	0	1	0	3	24	2	40.2
20	Martin	CAR	P	2	86	56	43.0	0	0	1	0	1	7	2	39.5
21	Rehkow	CIN	P	6	316	62	52.7	2	0	1	0	3	41	1	39.2
22	Araiza	KC	P	3	116	40	38.7	0	0	1	1	0	0	1	38.7
23	Cole	LV	P	5	249	60	49.8	2	0	0	1	2	16	0	38.6
24	Baringer	NE	P	6	244	59	40.7	0	0	1	2	1	13	2	38.5
25	Robbins	BUF	P	4	158	48	39.5	0	0	2	0	1	6	1	38.0
26	Fox	DET	P	3	142	55	47.3	0	0	0	0	3	32	0	36.7
27	Evans	LAR	P	5	220	50	44.0	1	0	0	1	2	20	2	36.0
28	Taylor	CHI	P	6	266	56	44.3	0	0	1	1	4	68	1	33.0
29	Pinion	ATL	P	3	140	59	46.7	0	0	0	1	1	54	2	28.7
30	Bojorquez	CLE	P	2	97	55	48.5	1	0	0	0	1	23	0	27.0

2025 NATIONAL FOOTBALL LEAGUE

NFL PUNT RETURN LEADERS

RANK	PLAYER	TEAM	POS	RET	FC	YDS	AVG	LONG	TD
1	*Price	MIN	WR	4	0	68	17.0	22	0
2	Agnew	ATL	WR	2	0	29	14.5	17	0
3	Carter	CLE	WR	3	0	41	13.7	15	0
4	Mims	DEN	WR	4	3	47	11.8	18	0
5t	Reed	GB	WR	2	0	21	10.5	20	0
5t	Smith	LAR	WR	2	2	21	10.5	16	0
7t	Dortch	ARI	WR	3	1	30	10.0	23	0
7t	*Noel	HOU	WR	2	1	20	10.0	10	0
9	Moore	SF	WR	4	0	39	9.8	18	0
10t	Gipson	NYJ	WR	2	2	19	9.5	19	0
10t	Raymond	DET	WR	2	1	19	9.5	14	0
12	Duvernay	CHI	WR	4	2	37	9.3	22	0
13	Shaheed	NO	WR	2	1	18	9.0	11	0
14t	M. Jones	NE	CB	2	0	16	8.0	9	0
14t	Olszewski	NYG	WR	3	0	24	8.0	11	0
16	Remigio	KC	WR	2	0	7	3.5	8	0
17	*Lane	WAS	WR	2	2	0	0.0	0	0

2025 NATIONAL FOOTBALL LEAGUE

NFL KICKOFF RETURN LEADERS

RANK	PLAYER	TEAM	POS	RET	YDS	AVG	LONG	TD
1	*Dike	TEN	WR	4	144	36.0	71	0
2	Gibson	NE	RB	2	68	34.0	41	0
3	Laube	LV	RB	2	65	32.5	34	0
4	*B. Smith	KC	RB	2	63	31.5	37	0
5	Whittington	LAR	WR	2	60	30.0	32	0
6	C. White	SEA	WR	2	59	29.5	36	0
7	Miller	NO	RB	3	88	29.3	43	0
8	Agnew	ATL	WR	2	57	28.5	29	0
9	Gipson	NYJ	WR	5	142	28.4	40	0
10t	Chandler	MIN	RB	3	84	28.0	33	0
10t	Remigio	KC	WR	2	56	28.0	34	0
12	Ali	BAL	RB	6	167	27.8	41	0
13	Codrington	BUF	CB	5	139	27.8	41	0
14	Mims	DEN	WR	3	82	27.3	31	0
15	Eskridge	MIA	WR	4	109	27.3	38	0
16t	Duvernay	CHI	WR	3	81	27.0	34	0
16t	Ty Johnson	BUF	RB	2	54	27.0	31	0
16t	Tucker	TB	RB	3	81	27.0	35	0
19	*Johnson	PIT	RB	5	132	26.4	29	0
20	Carter	CLE	WR	4	105	26.3	29	0
21	Samuel	WAS	WR	2	50	25.0	29	0
22	*Price	MIN	WR	2	49	24.5	25	0
23	Jones	CIN	WR	3	70	23.3	29	0
24	Saylors	DET	RB	4	92	23.0	25	0
25	Brooks	ATL	CB	3	68	22.7	25	0
26	Haskins	LAC	RB	3	67	22.3	25	0
27	Dortch	ARI	WR	2	44	22.0	22	0
28t	*Etienne	CAR	RB	2	43	21.5	27	0
28t	*Henderson	NE	RB	2	43	21.5	23	0
30	Robinson	NYG	WR	2	41	20.5	21	0
31	Turpin	DAL	WR	4	81	20.3	27	0
32t	Jones	NO	RB	2	40	20.0	22	0
32t	M. Washington	MIA	WR	3	60	20.0	27	0
34	*S. Williams	GB	WR	2	39	19.5	21	0

2025 NATIONAL FOOTBALL LEAGUE

NFL INTERCEPTION LEADERS

RANK	PLAYER	TEAM	POS	INT	YARDS	AVG	LONG	TD
1t	Battle	CIN	SAF	1	2	2.0	2	0
1t	Bynum	IND	SAF	1	14	14.0	14	0
1t	Durant	LAR	CB	1	0	0.0	0	0
1t	Hawkins	NE	SAF	1	1	1.0	1	0
1t	Ja. Horn	CAR	CB	1	10	10.0	10	0
1t	Jobe	SEA	CB	1	0	0.0	0	0
1t	E. Jones	SEA	LB	1	7	7.0	7	0
1t	Latu	IND	DE	1	2	2.0	2	0
1t	Lewis	JAX	CB	1	0	0.0	0	0
1t	McCreary	TEN	CB	1	0	0.0	0	0
1t	Oluokun	JAX	LB	1	0	0.0	0	0
1t	Pola-Mao	LV	SAF	1	0	0.0	0	0
1t	Turner	CIN	CB	1	7	7.0	7	0
1t	E. Williams	GB	SAF	1	0	0.0	0	0
1t	Woods	TEN	FS	1	16	16.0	16	0
1t	N. Wright	CHI	CB	1	74	74.0	74t	1

2025 NATIONAL FOOTBALL LEAGUE

NFL SACK LEADERS

RANK	PLAYER	TEAM	POS	SACKS
1	Landry	NE	LB	2.5
2t	Burns	NYG	LB	2.0
2t	Garrett	CLE	DE	2.0
2t	Hargrave	MIN	NT	2.0
2t	McDonald	NYJ	DE	2.0
2t	Tranquill	KC	LB	2.0
7t	Gary	GB	DE	1.5
7t	Granderson	NO	DE	1.5
7t	Jordan	NO	DE	1.5
10t	Allen	DEN	DE	1.0
10t	Anderson	HOU	DE	1.0
10t	Armstrong	WAS	DE	1.0
10t	Bonitto	DEN	LB	1.0
10t	Bosa	SF	DE	1.0
10t	Browning	ARI	LB	1.0
10t	Chubb	MIA	OLB	1.0
10t	Cooper	DEN	LB	1.0
10t	Crosby	LV	DE	1.0
10t	Cross	IND	SAF	1.0
10t	Davis	LAR	DE	1.0
10t	Dexter	CHI	DT	1.0
10t	Ebukam	IND	DE	1.0
10t	Elliss	DEN	LB	1.0
10t	Fatukasi	HOU	DT	1.0
10t	Hand	LAC	DE	1.0
10t	Hawkins	NE	SAF	1.0
10t	Hendrickson	CIN	DE	1.0
10t	Henley	LAC	LB	1.0
10t	Highsmith	PIT	LB	1.0
10t	B. Hill	CIN	DE	1.0
10t	Karlaftis	KC	DE	1.0
10t	Kneeland	DAL	DE	1.0
10t	Koonce	LV	DE	1.0
10t	Kpassagnon	CHI	DE	1.0
10t	Laulu	LV	DT	1.0
10t	Love	SEA	SAF	1.0
10t	Madubuike	BAL	DT	1.0
10t	McCollough	LAR	SAF	1.0
10t	McGuire	CLE	DE	1.0
10t	McMillian	DEN	CB	1.0
10t	Milano	BUF	OLB	1.0
10t	Moore	IND	CB	1.0
10t	Odeyingbo	CHI	DE	1.0
10t	Oliver	BUF	DT	1.0
10t	Parsons	GB	LB	1.0
10t	Payne	WAS	NT	1.0
10t	Reddick	TB	OLB	1.0
10t	Simmons	TEN	DT	1.0
10t	Smoot	JAX	DE	1.0
10t	Strnad	DEN	LB	1.0
10t	Taylor	NO	CB	1.0
10t	To'oTo'o	HOU	LB	1.0
10t	Werner	NO	LB	1.0
10t	Quin. Williams	NYJ	LB	1.0
10t	Quin. Williams	NYJ	DT	1.0

2025 NATIONAL FOOTBALL LEAGUE

NFL SACK LEADERS

RANK	PLAYER	TEAM	POS	SACKS
10t	Wilson	LV	DE	1.0
10t	Wyatt	GB	DT	1.0
10t	Young	LAR	LB	1.0

2025 NATIONAL FOOTBALL LEAGUE

NFL LEADERS IN FUMBLE RECOVERIES

RANK	PLAYER	TEAM	POS	TOTAL	OWN TEAM	OPP TEAM
1t	*Barron	DEN	CB	1	0	1
1t	Bernard	BUF	LB	1	0	1
1t	Bosa	SF	DE	1	0	1
1t	*Campbell	NE	OT	1	1	0
1t	Fiske	LAR	DE	1	0	1
1t	Gainwell	PIT	RB	1	1	0
1t	Hill	BAL	RB	1	1	0
1t	Howard	IND	CB	1	0	1
1t	Hunter	HOU	DE	1	0	1
1t	B. Jones	DEN	SAF	1	0	1
1t	Joseph-Day	TEN	DE	1	0	1
1t	Lewis	JAX	CB	1	0	1
1t	Mahomes	KC	QB	1	1	0
1t	*Mausi	TEN	LB	1	0	1
1t	Mitchell	PHI	CB	1	0	1
1t	Moore	SF	WR	1	1	0
1t	Robinson	ATL	RB	1	1	0
1t	*Sigle	SF	SAF	1	0	1
1t	Skowronek	PIT	WR	1	0	1
1t	Stafford	LAR	QB	1	1	0
1t	Thornhill	PIT	SAF	1	1	0
1t	Ward	MIN	SAF	1	0	1
1t	Wilson	NYG	QB	1	1	0

2025 NATIONAL FOOTBALL LEAGUE

NFL LEADERS IN RECOVERIES OF FUMBLES BY OWN TEAM

RANK	PLAYER	TEAM	POS	REC	YARDS	AVG	LONG	TD
1t	*Campbell	NE	OT	1	0	0.0	0	0
1t	Gainwell	PIT	RB	1	0	0.0	0	0
1t	Hill	BAL	RB	1	0	0.0	0	0
1t	Mahomes	KC	QB	1	0	0.0	0	0
1t	Moore	SF	WR	1	0	0.0	0	0
1t	Robinson	ATL	RB	1	0	0.0	0	0
1t	Stafford	LAR	QB	1	0	0.0	0	0
1t	Thornhill	PIT	SAF	1	0	0.0	0	0
1t	Wilson	NYG	QB	1	0	0.0	0	0
10t	*Barron	DEN	CB	0	0	---	0	0
10t	Bernard	BUF	LB	0	0	---	0	0
10t	Bosa	SF	DE	0	0	---	0	0
10t	Fiske	LAR	DE	0	0	---	0	0
10t	Howard	IND	CB	0	0	---	0	0
10t	Hunter	HOU	DE	0	0	---	0	0
10t	B. Jones	DEN	SAF	0	0	---	0	0
10t	Joseph-Day	TEN	DE	0	0	---	0	0
10t	Lewis	JAX	CB	0	0	---	0	0
10t	*Mausi	TEN	LB	0	0	---	0	0
10t	Mitchell	PHI	CB	0	0	---	0	0
10t	*Sigle	SF	SAF	0	0	---	0	0
10t	Skowronek	PIT	WR	0	0	---	0	0
10t	Ward	MIN	SAF	0	0	---	0	0

2025 NATIONAL FOOTBALL LEAGUE

NFL LEADERS IN RECOVERIES OF FUMBLES BY OPPOSING TEAM

RANK	PLAYER	TEAM	POS	REC	YARDS	AVG	LONG	TD
1t	*Barron	DEN	CB	1	0	0.0	0	0
1t	Bernard	BUF	LB	1	0	0.0	0	0
1t	Bosa	SF	DE	1	0	0.0	0	0
1t	Fiske	LAR	DE	1	0	0.0	0	0
1t	Howard	IND	CB	1	2	2.0	2	0
1t	Hunter	HOU	DE	1	0	0.0	0	0
1t	B. Jones	DEN	SAF	1	0	0.0	0	0
1t	Joseph-Day	TEN	DE	1	0	0.0	0	0
1t	Lewis	JAX	CB	1	0	0.0	0	0
1t	*Mausi	TEN	LB	1	0	0.0	0	0
1t	Mitchell	PHI	CB	1	6	6.0	6	0
1t	*Sigle	SF	SAF	1	0	0.0	0	0
1t	Skowronek	PIT	WR	1	0	0.0	0	0
1t	Ward	MIN	SAF	1	0	0.0	0	0
15t	*Campbell	NE	OT	0	0	---	0	0
15t	Gainwell	PIT	RB	0	0	---	0	0
15t	Hill	BAL	RB	0	0	---	0	0
15t	Mahomes	KC	QB	0	0	---	0	0
15t	Moore	SF	WR	0	0	---	0	0
15t	Robinson	ATL	RB	0	0	---	0	0
15t	Stafford	LAR	QB	0	0	---	0	0
15t	Thornhill	PIT	SAF	0	0	---	0	0
15t	Wilson	NYG	QB	0	0	---	0	0

2025 NATIONAL FOOTBALL LEAGUE

NFL OFFENSIVE RANKS

BAL	BUF	CIN	CLE	DEN	HOU	IND	JAX	KC	LAC	LV	MIA	NE	NYJ	PIT	TEN	ARI	ATL	CAR	CHI	DAL	DET	GB	LAR	MIN	NO	NYG	PHI	SEA	SF	TB	WAS	
2t	1	31	13	14t	23	4	9	11	5t	7	30	12	5t	21	32	TotYd/G	20	10	25	14t	17	27	22	19	26	16	28	18	29	8	24	2t
1	3	31	22	27	20	9	7	8	4t	6	24	18	4t	17	32	TotYd/P	26	15	28	16	11	29	10	13	14	25	30	19	23	12	21	2
1	15	31t	30	7	13	6	3	18	19	28	21t	27	4	29	25	RusYd/G	8	26	14	10t	10t	31t	21t	24	9	16	23	5	20	10t	17	2
1	19	32	31	8	15	17	4	5	18	29	3	21	10	27	20	RusAvg	7	28	13	12	6	30	25	26	11	9	24	16	23	22	14	2
17	1	31	5	21	24	8	20	9	3	2	29	6	12t	11	32	PasYd/G	30	4	27	16	18t	15	18t	10	28	14	23	26	25	7	22	12t
1	6	31	16	26	22	4	18	14	7	3	29	20	2	12	32	PasAvg	30	10	28	21	19	24	5	9	17	25	27	15	13	8	23	11
1t	1t	1t	27	28t	26	1t	25	1t	1t	24	32	22	1t	1t	1t	%PasInt	1t	1t	30t	1t	1t	23	1t	1t	28t	1t	1t	1t	1t	30t	1t	1t
25	4t	28	14	7	26	11	1t	16	20	27	21	19	15	29	32	Sac/PasP	31	6	8t	18	1t	23	1t	24	30	4t	17	12t	12t	8t	10	22
15t	1	31	7t	12t	19t	2	15t	19t	7t	10t	30	19t	5t	15t	32	1D/G	15t	5t	26	12t	7t	24t	27t	19t	27t	10t	23	12t	27t	4	24t	3
4	13t	8t	3	17t	31	13t	16	23t	5t	21	8t	27	8t	17t	32	3DEff	15	17t	7	28t	1	25	17t	5t	28t	23t	28t	2	26	8t	8t	22
20t	1t	20t	15	20t	1t	1t	1t	1t	1t	1t	16t	1t	16t	20t	20t	4DEff	20t	13t	20t	20t	13t	1t	1t	1t	20t	16t	20t	20t	1t	1t	20t	20t
22	24t	2	5	9	12t	24t	21	23	24t	6	24t	19t	15t	24t	7t	PR Avg	12t	4	24t	17	24t	15t	10	11	3	18	19t	24t	7t	14	1	24t
9	11	22	17	13	32	14t	30t	7	24	2	21	10	6	12	1	KR Avg	20	19	25	3	27	23	29	4	16	18	26	30t	5	28	14t	8
8	30	4	14	15t	5	32	1	31	3	10	28	29	21t	19	11	GPunAvg	21t	23	27	24	26	20	2	25	18	9	17	13	6	15t	7	12
7t	26	22	31	7t	6	32	1	23	2	24	16t	25	5	13	19	NPunAvg	14	30	21	29	11	27	4	28	15	12	18	3	7t	16t	7t	20
2	1	20t	22	15t	30	4	9	13t	6t	15t	31	24t	5	3	28	Pts/G	15t	15t	29	10t	15t	24t	6t	23	6t	24t	32	10t	24t	20t	12	13t
1t	1t	1t	26t	1t	1t	1t	1t	1t	1t	21t	30t	21t	1t	1t	1t	FG%	21t	21t	1t	26t	1t	1t	1t	30t	1t	21t	1t	1t	1t	29	26t	30t

NFL DEFENSIVE RANKS

BAL	BUF	CIN	CLE	DEN	HOU	IND	JAX	KC	LAC	LV	MIA	NE	NYJ	PIT	TEN	ARI	ATL	CAR	CHI	DAL	DET	GB	LAR	MIN	NO	NYG	PHI	SEA	SF	TB	WAS	
32	30t	20	2	1	14	3	8	27t	22	21	29	26	12	27t	18t	TotYd/G	17	9	24	7	15	11	6	10	18t	13	30t	16	25	4	23	5
30	32	11	2	1	20	9	5	28t	25	15	24	27	16	28t	6	TotYd/P	8	12	26	19	14	23	4	13	17	7	31	22	21	10	18	3
18	32	3	1t	8	9	11t	19	14	15	6	27	5	4	29	26	RusYd/G	17	16	30	24	28	11t	1t	20	21t	25	31	21t	21t	13	7	10
14	32	2	1	13	7	30	20	15	28	12	16	4	6	23	25	RusAvg	24	19	29	22	17	8	3	18	21	26	31	27	11	10	5	9
32	16	28	2	1	23	4	6	30	24	27	25	31	22	20t	12	PasYd/G	19	11	13	5	7	14t	18	9	17	3	20t	14t	26	8	29	10
27	32	17	2	1	24	4	5	26	19	13	29	30	21	31	7	PasAvg	8	10	15	16	18	28	9	11	12	3	22	14	25	20	23	6
12t	12t	6	12t	12t	12t	1	2t	12t	12t	11	12t	9	12t	12t	4t	%PasInt	12t	12t	8	4t	12t	12t	10	7	12t	12t	12t	12t	2t	12t	12t	12t
28t	8	19	5	1	9	12	24t	13	17	14	22	6	4	18	26	Sac/PasP	28t	23	30t	3	20t	30t	10	7	15	2	11	30t	24t	20t	27	16
32	15t	24t	2	1	11t	3	7	24t	11t	11t	31	22t	15t	27t	19t	1D/G	22t	8t	15t	4t	19t	4t	8t	11t	19t	15t	30	24t	29	4t	27t	10
19t	29	30	21t	1	27t	21t	26	27t	9t	6	19t	12	13t	21t	13t	3D Eff	9t	21t	17	3t	31	13t	8	2	3t	18	11	32	21t	7	13t	3t
21t	1t	18	1t	1t	21t	14t	1t	21t	21t	21t	21t	21t	1t	14t	1t	4D Eff	14t	21t	21t	1t	21t	19t	21t	1t	1t	1t	1t	21t	1t	19t	14t	14t
1t	11	28	31	25t	22	1t	1t	1t	10	13t	1t	27	1t	17t	24	PR Avg	15	32	12	30	1t	23	17t	20t	16	20t	1t	1t	19	25t	29	13t
22	24	16	11	32	29	12	8	9	26	23	18t	31	21	27	20	KR Avg	15	18t	2t	17	2t	4	10	1	30	13	25	6	5	28	14	7
3	25	19	29	22	8	5	6	30	2	4	1	23	14	11t	17t	GPunAvg	24	26	32	15	20	31	13	28	9	11t	21	7	17t	27	10	16
7	23t	2	11	14	5	16t	12	31	10	8	1	9	20	28	23t	NPunAvg	21	23t	32	18	30	29	6	27	4	19	13	22	16t	23t	3	15
32	31	11	12t	5	10	2	4	25t	19t	6t	29	14t	30	28	14t	Pts/G	6t	21	24	25t	25t	6t	3	22t	14t	19t	14t	12t	6t	14t	1	1
13t	13t	5t	13t	13t	1t	1t	13t	13t	13t	8t	13t	8t	13t	13t	13t	FG%	8t	5t	13t	13t	13t	13t	13t	13t	5t	8t	1t	13t	4	13t	8t	13t
17t	15t	15t	17t	5	24	1	2	25	8	6t	32	26t	19	14	28	PPG Diff	6t	20t	31	20t	22t	29	4	9	12t	26t	30	10t	22t	10t	12t	3
24	9	30	3	4	19	1	6t	21	12	11	32	22	6t	26t	29	Yd/G Diff	20	8	26t	10	16	18	15	14	23	13	31	17	28	5	25	2



OFF THE FIELD



FRONT OFFICE & COACHING STAFF

PLAYER BIOS

ROSTER BREAKDOWN

2025 EAGLES STATISTICS

RECORD BOOK

NFL STATISTICS

OFF THE FIELD



EAGLES AUTISM FOUNDATION

Established on September 8, 2019, the Eagles Autism Foundation was formed to centralize the team's autism activities into one organization, while strengthening its charitable mission to assist individuals and families affected by autism. Led by Chairman and CEO Jeffrey Lurie, the team's commitment to raising funds for cutting-edge autism research and care programs has grown exponentially, raising more than \$40 million since launching the Eagles Autism Challenge in May 2018.

The Centers for Disease Control and Prevention estimates that one in 31 people living in the United States are on the autism spectrum. Autism is a complex neurological and developmental condition that expresses itself differently in each individual. While it has become one of the fastest-growing developmental disorders in the country, autism has historically been underfunded, misunderstood, and under-researched.

By delivering the necessary resources to leading institutions, and through year-round fundraising efforts that inspire and engage the community, the Eagles Autism Foundation is turning awareness into action.



Eagles Autism Challenge

presented by Lincoln Financial

Saturday, May 9, 2026



\$40 Million+ Raised Since 2018



The Eagles Autism Challenge presented by Lincoln Financial is a one-day bike ride and family-friendly 5K run/walk that donates 100% of participant-raised funds to institutions conducting innovative autism research and care.

The event features three cycling routes – Wawa Classic 30-Mile Ride, Wawa Shorti 10-Mile Ride, Wawa Junior 10-Mile Youth Ride – the FreedomPay 5K Run/Walk and the West Sensory Walk, which offers families and participants a shorter course around the outside perimeter of Lincoln Financial Field.

Due in large part to proceeds raised by the team's signature event, the Eagles Autism Foundation has funded 169 research projects and community grants that specialize in treating and caring for those in the autism community.






EAGLES SENSORY RESOURCES

On August 4, 2019, the Eagles became one of the first sports franchises to build a state-of-the-art sensory room in its home venue.

Certified by KultureCity as a sensory-inclusive stadium, Lincoln Financial Field's Eagles Sensory Room presented by Children's Hospital of Philadelphia (CHOP) promotes a calm and supportive environment for guests and fans with sensory challenges.

In 2024, the Mobile Sensory Unit was introduced in partnership with CHOP and KultureCity to provide another resource for individuals with sensory needs. In addition, Lincoln Financial Field provides trained staff, visual schedules, fidgets, and visual prompts to assist those in need, along with sensory bags that can be requested at fan services.



INCLUSION AT SUPER BOWL LIX

Inclusion and accessibility were brought to the NFL's biggest stage during the week of Super Bowl LIX in New Orleans.

In collaboration with KultureCity and the NFL, All Abilities Clinics were built into the Super Bowl Experience at the New Orleans Ernest N. Morial Convention Center. Trained volunteers from local universities provided real-time assistance for the 450 attendees, while also becoming ambassadors for the autism community.

In partnership with KultureCity, 1,200 Eagles co-branded sensory bags were made available to attendees at both the New Orleans Ernest N. Morial Convention Center and Caesars Superdome.

Guests attending Super Bowl LIX at Caesars Superdome had the opportunity to access two sensory rooms during the game, along with a visual schedule created by the Eagles Autism Foundation's Board Certified Behavior Analyst.



The Eagles Radiothon presented by Firsttrust Bank and The Green Family Foundation is a multi-day auction held on SportsRadio 94WIP that offers fans the opportunity to bid on exclusive sports and entertainment experiences involving their favorite Eagles players and 94WIP radio personalities.



Designed specifically for guests with autism and developmental disabilities, Eagles Huddle Up for Autism has raised more than \$1 million for CHOP's Center for Autism Research since 2009. The family-friendly event is held annually at Lincoln Financial Field.



Through the Eagles Autism Foundation 50/50 Raffle presented by WBE Line Services, one lucky fan at every Eagles home game walks away a winner, with the other half supporting the Eagles Autism Foundation. The largest single-game jackpot – \$421,800 – occurred during the 2025 NFC Championship Game.



EAGLES AUTISM FOUNDATION PRACTICE JERSEYS

The Eagles dedicate a training camp practice each season to the Eagles Autism Foundation by wearing specially designed jerseys to elevate the Foundation's platform and showcase the team's commitment of turning autism awareness into action.

The exclusive, one-of-a-kind jerseys feature Energy Green numbers and nameplates, along with the Eagles Autism Foundation logo prominently displayed on the shoulder. Each jersey is signed by the player who wore it and is then auctioned through the annual Eagles Radiothon.




My Cause My Cleats is an NFL initiative that empowers players to showcase their commitment to the causes they support through creative artwork and custom designs on their game cleats.



TRAINING CAMP PUBLIC PRACTICE

Training camp practice at Lincoln Financial Field is open to the public and serves as a vehicle to drive critical funds for autism research and care. All ticket proceeds from the practice, yard sale, and merchandise benefit the Eagles Autism Foundation.



TEAM 62 AT THE OCEAN DRIVE

To help raise funds for the Eagles Autism Foundation, Eagles Legend Jason Kelce hosts an annual celebrity bartending event at the Ocean Drive in Sea Isle City, NJ. Through its first five years, the event has raised more than \$2.4 million for cutting-edge autism research and care programs.



NEURODIVERSE GAMEDAY STAFF

To further the team's ongoing commitment to creating employment opportunities for the autism community, the Eagles Autism Foundation matches skills and abilities with the most appropriate gameday roles. Resources, such as a Board Certified Behavior Analyst, are provided to the more than 30 individuals involved in the employment program.



ALL ABILITIES CLINICS

The All Abilities Clinics presented by Nouryon consist of football, cheer, drum, STEM, and fitness classes that offer accessible elements to members of the autism community. Clinics enable those with special needs to participate alongside their peers. The experience includes trained volunteers, smaller group sizes, a visual schedule for step-by-step guidance on how to prepare, and quiet spaces.





As proud Philadelphians who take their responsibility to the community seriously, the Eagles believe there is no offseason to good citizenship.

Since Jeffrey Lurie became Chairman and CEO in 1994, the Eagles have been a constant presence in the community. Their commitment to supporting the Greater Philadelphia region, and Eagles fans everywhere, authentically presents itself in everything the team does off the field. Under Lurie's leadership, and by leveraging their platform as a professional sports team, the Eagles set out to inspire, motivate, and effect change.

By leveling the playing field for children of all ages and backgrounds, forming collaborative partnerships with area-based nonprofits, providing grants to social justice organizations, and more, the Eagles are giving back in tangible ways that have the power to positively impact the lives of individuals everywhere.

The team takes great pride in serving its fans, local nonprofits, and the region at large, because to the Eagles, making the community proud is just as important off the field as it is on it.



COMMUNITY TUESDAYS



During the NFL season, Tuesdays are typically designated as off-days for members of the team.

Many Eagles players use this opportunity to give back to residents of the Greater Philadelphia region through the Eagles Care Community Tuesday initiative.

Eagles players visit Children's Hospital of Philadelphia, elementary schools, food pantries, retirement facilities, Eagles Care partners, and more.

EAGLES CARE



The Eagles Care initiative, built off the belief that strong nonprofits build strong communities, connects the team with local organizations and works to strengthen each partner's impact on the community.

Through these partnerships, the Eagles devote their attention, support, and resources to ensure that each group's work is being amplified. Since 2013, the team has welcomed 30 organizations to the Eagles Care family.

EAGLES EYE MOBILE



The Eagles Eye Mobile, powered by Vision To Learn, travels to communities throughout the School District of Philadelphia, offering comprehensive eye exams and, if needed, prescription eyeglasses and follow-up care at no cost to families.

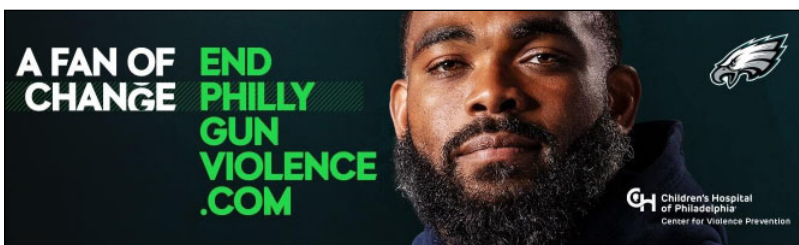
The Eagles Eye Mobile, which was founded by former Eagles Pro Bowl guard Jermaine Mayberry, has impacted more than one million children in the Greater Philadelphia area since 1996.

EAGLES SOCIAL JUSTICE FUND OF THE PHILADELPHIA FOUNDATION

Established in 2018, the Eagles Social Justice Fund was formed to provide grants to organizations that work to reduce barriers to equal opportunity, with a specific focus on education, community and police relations, improving the criminal justice system, and other initiatives targeting poverty, racial equality, and workforce development in the Greater Philadelphia area.

The Eagles Social Justice Leadership Council is led by a panel of players and club executives who work to identify potential grant recipients and secure contributions to the Fund, which is built through one-to-one matching donations by players and the club.

Through the first seven years, the program has provided area-based organizations with more than \$2.6 million in funding.



The Eagles' anti-gun violence campaign is aimed at combating a serious issue that thousands of Philadelphia residents face in their neighborhoods. In conjunction with local nonprofits and the City of Philadelphia, the team created a resource website, EndPhillyGunViolence.com, which has been designed to aggregate information and steer young people to proven and effective help.






YOUTH FOOTBALL

The Eagles are dedicated to inspiring the next generation of Eagles fans by increasing participation in youth football across the Greater Philadelphia area.

The team accomplishes this through program development, equipment donations, and financial support. League platforms (NFL PLAY 60, NFL FLAG, Eagles Football Academy, 7v7 Tournaments) and grassroots partnerships (Leveling the Playing Field, Every Kid Sports, Positive Coaching Alliance) ensure that the game is being taught properly and setting the next generation up for success on the field.



"FLYING FORWARD" WITH INNOVATION



As part of the team's ongoing commitment to address the disparities in sports equipment for young female athletes, the Eagles and Operation Warm's FLY:FWD sports bra line has made it possible for girls of all ages in the Philadelphia area to compete at the highest level.

Launched in 2023, the FLY:FWD line has been designed specifically for young girls and women competing in sport. The idea to manufacture the innovative product line was originally put into place upon learning that the lack of female sports equipment,

specifically sports bras, is a major barrier to entry and can keep young girls from joining and remaining in sports.

In celebration of National Girls & Women in Sports Day on February 5, 2025, the Eagles expanded their outreach into New Orleans – the site of Super Bowl LIX – by equipping the local Girls on the Run chapter with 216 FLY:FWD sports bras.

The Eagles were the first NFL team to support female athletes through the donation of sports bras.



GIRLS FLAG FOOTBALL INITIATIVE

To support and promote female participation in sport, the Eagles launched the state's first girls high school flag football league in 2022, featuring schools from the Philadelphia Public and Catholic Leagues. Through the first four seasons, the program expanded from 16 teams to 93, with an additional 38 teams in South Jersey.

On September 18, 2025, history was made when the Pennsylvania Interscholastic Athletic Association (PIAA) Board of Directors unanimously declared girls flag football as an officially sanctioned sport in the Commonwealth of Pennsylvania. A sport is considered for sanctioning when it adopts a set of operational and safety standards set forward by a governing body. In the case of girls flag football, it

was required that there be at least 100 participating teams across the state. In the three years leading up to the sport being sanctioned, the Eagles worked collaboratively with the Pittsburgh Steelers to meet the state's 100 team threshold.

The Eagles' support of girls flag football also includes the facilitation of learn-to-play, coaching, and officiating clinics, a girls flag sports performance combine, girls flag jamborees, and the girls flag championships, which have been hosted at the NovaCare Complex and Lincoln Financial Field.

The Eagles Girls Flag Football League has more than 1,600 participants across the eastern side of Pennsylvania.

YOUTH FOOTBALL ACADEMY

Held at locations across Pennsylvania and New Jersey, the Eagles Youth Football Academy is designed for all skill levels and delivers the ultimate Eagles youth football experience. Participants receive instruction and training from Eagles players, team legends, and Eagles Youth Football Academy staff at numerous locations throughout the year.



HIGH SCHOOL COACH OF THE WEEK

High school football coaches from the Philadelphia region are recognized each week during the season for their character, integrity, community support, commitment to player health and safety, and on-field success. Honorees are then considered for the Eagles High School Coach of the Year Award and the national Don Shula NFL High School Coach of the Year Award.



MOBILE JUNIOR PRO CLINICS

Mobile Junior Pro is an introductory level football clinic for elementary and middle school-aged children. The clinics emphasize skill development and fundamentals, aiming to introduce the sport of football in a fun and engaging way. Clinics often travel to schools, making them accessible to a wide range of children and feature appearances by Eagles players and team legends.





The bond shared between the Eagles and their fans has always been special. It is a relationship that has existed for generations and is one that continues to grow stronger with each passing year.

The Eagles, inspired by the year-round support they receive, make it a priority to further connect with their global fanbase through unique experiences and programs.

Annual events like Women's Football Festival, Yoga on the Field, the Eagles Draft Party, Kids Club activities, and training camp public practices, among others, have brought fans and their families closer to the team. These touchpoints have even expanded internationally through the NFL's Global Markets Program where the team has built brand awareness and fandom in Australia, Brazil, Ghana, and New Zealand.

On and off the field, throughout the year, in Philadelphia and beyond, the Eagles are proud to celebrate their fans in a variety of ways.

YOGA ON THE FIELD




EAGLES KIDS CLUB



EAGLES DRAFT PARTY



JUNIOR CHEER CLINICS



HIGH SCHOOL FOOTBALL SHOWDOWN



WOMEN'S FOOTBALL FESTIVAL



GLOBAL MARKETS PROGRAM



FANTASY FOOTBALL DRAFT PARTY





The Eagles’ sustainability journey began in 2003 with the opening of Lincoln Financial Field. Since then, the team’s Go Green program has transformed into a company-wide, internationally recognized effort that works year-round to reduce the organization’s environmental footprint in a financially responsible manner.

With the help of partners and fans, the Eagles have developed a multi-operational action plan that incorporates green energy production, recycling, composting, energy efficiency, ocean conservation, and reforestation, among other ventures.

The Eagles, who wear the color “green” with pride, are committed to serving as proud environmental stewards for a community that gives so much to them throughout the year.

PARTNERS IN SUSTAINABILITY



“SUSTAINABLE” SUCCESS



The Eagles are the first professional sports team in the world to receive the prestigious ISO 20121 Event Sustainability Management System certification.

ISO 20121 is an international standard designed to help organizations in the event and hospitality industry integrate sustainability into their management operations.



In June 2024, Lincoln Financial Field received LEED Platinum certification from the U.S. Green Building Council for its commitment to operational sustainability.

Through design, construction, and operation practices that improve environmental and human health, LEED-certified buildings are helping to make the world a more sustainable place.



In September 2020, Lincoln Financial Field achieved Global Biorisk Advisory Council (GBAC) STAR accreditation. Under the guidance of GBAC, a Division of ISSA, the worldwide cleaning industry association, Lincoln Financial Field was recognized for implementing stringent protocols in the areas of cleaning, disinfection, and infectious disease prevention.

SUSTAINABILITY & ENVIRONMENTAL BIRDSEED

- First NFL stadium to recycle beverage containers through the utilization of reverse vending machines
- First professional sports team in Philadelphia to switch from plastic straws to an eco-friendly alternative made from 100% renewable resources
- 10,456 solar panels have positioned Lincoln Financial Field to be among the greenest major sports facilities in the world
- Diverts more than 99% of waste from landfills through the team’s energy-from-waste program
- Installation of water filtration fountains at the team’s facilities has eliminated the use of more than one million plastic water bottles
- Implemented a closed-loop recycling program with Braskem that collects bottle caps and turns them into new material for use at the stadium
- In partnership with West Pharmaceutical Services, 30 trees are planted for every successful field goal made by the Eagles
- The Bellwether District invests in community cleanup projects around Philadelphia for every touchdown scored by the Eagles
- Achieved a 50% wattage reduction by replacing the stadium’s lights with patented, high-powered LED lighting technology
- Staff is equipped with sustainable rain ponchos made from sugarcane ethanol, a renewable raw material that has a carbon-negative life cycle



Home to the Super Bowl LII and LIX champion Philadelphia Eagles, Lincoln Financial Field is a prime destination for sports and entertainment, offering guests a world-class experience in a safe, clean, and friendly environment.

In addition to Eagles home games, Lincoln Financial Field has become famous for showcasing high-profile sporting events and attractions throughout the year.


Since opening in August 2003, Lincoln Financial Field has played host to 57 star-studded concerts, 43 soccer matches featuring the world’s most distinguished clubs, WrestleMania XL, the iconic Army-Navy Game, NHL Stadium Series, NCAA Men’s Lacrosse Championships, Monster Jam, Temple University football, and many other marquee events. Looking ahead to 2026, Lincoln Financial Field will serve as one of 16 North American venues to host the FIFA World Cup.

A state-of-the-art facility located in the heart of Philadelphia, Lincoln Financial Field has become one of the world’s most admired stadiums due to its commitment to the fan experience.

FACTS & FIGURES	
Broke Ground	May 7, 2001
Opened	August 3, 2003
Revitalized	Feb. 2012 - Aug. 2014
Capacity	69,879
Solar Panels	10,456
Playing Surface	Bermuda Grass
North End Zone HD Video Board	5,184 square feet
South End Zone HD Video Board	4,320 square feet
Concerts	57
Soccer Matches	43
Executive Suites	174
Concessions	62
Wi-Fi Connections	46,000
Home Record (Regular Season + Playoffs)	127-76-1
Twitter	@LFFStadium





HOME TO THE SUPER BOWL LII & LIX CHAMPION PHILADELPHIA EAGLES



WORLD TOURS & CONCERTS

- July 30-31, 2025 The Weeknd
- May 23 & 25, 2025 Metallica
- May 10, 2025 George Strait
- May 5, 2025 Kendrick Lamar & SZA
- August 18, 2024 P!nk
- August 6-7, 2024 Zach Bryan
- June 11, 2024 Rolling Stones
- June 8, 2024 Kenny Chesney
- July 28-29, 2023 Luke Combs
- July 12, 2023 Beyoncé
- June 16, 2023 Billy Joel & Stevie Nicks
- June 3, 2023 Ed Sheeran
- May 12-14, 2023 Taylor Swift
- August 31, 2022 Rammstein
- July 14, 2022 The Weeknd
- June 18, 2022 Kenny Chesney
- June 8, 2022 Coldplay
- July 23, 2019 The Rolling Stones
- September 27, 2018 Ed Sheeran
- July 30, 2018 Jay-Z & Beyoncé
- July 13-14, 2018 Taylor Swift
- June 9, 2018 Kenny Chesney
- June 18, 2017 U2
- May 12, 2017 Metallica
- September 29, 2016 Beyoncé
- August 6, 2016 Coldplay
- July 14, 2016 Guns N' Roses
- June 25, 2016 Kenny Chesney
- June 5, 2016 Beyoncé
- September 1, 2015 One Direction
- August 30, 2015 Kevin Hart
- July 11, 2015 Kenny Chesney
- June 12-13, 2015 Taylor Swift
- August 15, 2014 Luke Bryan
- August 13-14, 2014 One Direction
- July 19-20, 2013 Taylor Swift
- June 8, 2013 Kenny Chesney
- June 16, 2012 Kenny Chesney
- August 6, 2011 Taylor Swift
- July 14, 2011 U2
- June 18, 2011 Kenny Chesney
- June 27, 2009 Kenny Chesney
- July 19, 2008 Kenny Chesney
- June 23, 2007 Kenny Chesney
- August 8, 9 & 11, 2003 Bruce Springsteen



NATIONAL & INTERNATIONAL SOCCER MATCHES

FIFA CLUB WORLD CUP

- July 4, 2025 Quarterfinal: SE Palmeiras vs. Chelsea FC
- June 28, 2025 Round of 16: SE Palmeiras vs. Botafogo FR
- June 26, 2025 FC Salzburg vs. Real Madrid CF
- June 24, 2025 Espérance de Tunisie vs. Chelsea FC
- June 22, 2025 Juventus FC vs. Wydad AC
- June 20, 2025 CR Flamengo vs. Chelsea FC
- June 18, 2025 Manchester City FC vs. Wydad AC
- June 16, 2025 CR Flamengo vs. Espérance de Tunisie

RIVALS IN RED TOUR

- July 31, 2024 Arsenal FC vs. Liverpool FC

MEXTOUR

- October 17, 2023 Mexico vs. Germany

PREMIER LEAGUE SUMMER SERIES

- July 23, 2023 Newcastle United FC vs. Aston Villa FC
- July 22, 2023 Fulham FC vs. Brentford FC
- July 22, 2023 Chelsea FC vs. Brighton & Hove Albion FC

U.S. WOMEN'S NATIONAL TEAM (USWNT) VICTORY TOUR

- August 29, 2019 USWNT vs. Portugal

CONCACAF GOLD CUP

- June 30, 2019 USMNT vs. Curacao
- June 30, 2019 Jamaica vs. Panama

CONCACAF GOLD CUP

- July 19, 2017 USMNT vs. El Salvador
- July 19, 2017 Costa Rica vs. Panama

COPA AMÉRICA CENTENARIO

- June 14, 2016 Chile vs. Panama
- June 11, 2016 USMNT vs. Paraguay
- June 9, 2016 Uruguay vs. Venezuela

CONCACAF GOLD CUP (FINAL)

- July 26, 2015 Mexico vs. Jamaica

CONCACAF GOLD CUP

- July 18, 2009 USMNT vs. Panama
- July 18, 2009 Canada vs. Honduras

FIFA WOMEN'S WORLD CUP

- September 25, 2003 Sweden vs. North Korea
- September 25, 2003 USWNT vs. Nigeria
- September 20, 2003 Norway vs. France
- September 20, 2003 North Korea vs. Nigeria

CLUB FRIENDLIES

- March 22, 2024 Argentina vs. El Salvador
- July 25, 2018 FC Bayern Munich vs. Juventus FC
- August 2, 2014 AS Roma vs. Inter Milan
- August 11, 2012 Real Madrid CF vs. Celtic FC
- August 10, 2011 USMNT vs. Mexico
- July 23, 2011 Real Madrid CF vs. Philadelphia Union
- July 20, 2010 Manchester United FC vs. Philadelphia Union
- May 29, 2010 USMNT vs. Turkey
- May 15, 2010 Philadelphia Union vs. FC Dallas
- April 10, 2010 Philadelphia Union vs. DC United
- September 13, 2008 USWNT vs. Ireland
- November 6, 2004 USWNT vs. Denmark
- August 2, 2004 AC Milan vs. Chelsea FC
- July 28, 2004 Celtic FC vs. Manchester United FC
- August 3, 2003 Manchester United FC vs. FC Barcelona

2026 FIFA WORLD CUP

Lincoln Financial Field has been selected as a 2026 FIFA World Cup host venue. It is one of 16 stadiums across the United States, Canada, and Mexico to earn the prestigious honor.





SIGNATURE EVENTS





The Eagles Cheerleaders, comprised of both women and men, serve as entertainers and global brand ambassadors for the organization.

In addition to Eagles home games, the Eagles Cheerleaders appear at some of the world's most distinguished events, most recently performing in Brazil for the historic first-ever NFL game in South America, as well as Super Bowl LIX in New Orleans.

The 32 members of the squad are socially conscious individuals with inspiring life experiences, utilizing their platform to make a positive impact through humanitarian work and participating in overseas Goodwill Military Tours.

Careers of current squad members include a pediatric oncology researcher, special education teacher, engineer, and biomedical artist.

The squad celebrates diversity, authenticity, and creates meaningful connections with fans, such as engaging with today's youth and furthering the mission of the Eagles Autism Foundation.

