



NEWS RELEASE

ONE COWBOYS WAY ★ FRISCO, TEXAS 75034 ★ P:972.497.4959 ★ WWW.DALLASCOWBOYS.COM

REGULAR SEASON GAME #15 - SATURDAY, DECEMBER 24, 2022
DALLAS COWBOYS VS. PHILADELPHIA EAGLES
AT&T STADIUM - ARLINGTON, TX - 3:25 P.M. (CST)



FOX SPORTS/FOX 4 DFW

Play-By-Play: Kevin Burkhardt
Analyst: Greg Olsen
Sideline Reporter: Erin Andrews
Sideline Reporter: Tom Rinaldi



KRLD-FM 105.3 THE FAN

Play-By-Play: Brad Sham
Analyst: Babe Laufenberg
Sideline Reporter: Kristi Scales



KMKV-FM 107.5 Mega

Play-By-Play: Victor Villalba
Analyst: Luis Perez
Sideline Reporter: Carlos Nava



COMPASS MEDIA (National)

Play-By-Play: Kevin Ray
Analyst: Danny White

★ COWBOYS PR ON TWITTER ★

The official Twitter account of the Dallas Cowboys Public Relations team (@DallasCowboysPR) will provide pertinent stats, information, transactions, game updates and more throughout the week and on gameday. Follow us for the most up-to-date info related to the Cowboys organization.

QUICK FACTS:

DALLAS COWBOYS (10-4)

VS.

PHILADELPHIA EAGLES (13-1)

Regular Season Series Record:

Dallas leads the series 69-54

Last Meeting:

@ Philadelphia 26, Dallas 17, Oct. 16, 2022

Last Meeting in Dallas:

Dallas 41, Philadelphia 21, Sept. 17, 2021

Last Cowboys Win:

Dallas 51, @ Philadelphia 26, Jan. 8, 2022

Series Streak:

Dallas has won three of the last four meetings.



PUBLIC RELATIONS CONTACTS

Tad Carper.....972-497-4953.....tcarper@dallascowboys.net
Scott Agulnek.....972-497-4956.....sagulnek@dallascowboys.net
Joe Trahan.....972-497-4552.....jtrahan@dallascowboys.net
Dave Abbruzese.....972-497-4355.....dabbruzese@dallascowboys.net
Bronte Hermesmeier..972-497-4252..bhermesmeier@dallascowboys.net
Emily Robbins.....972-497-4359.....erobbins@dallascowboys.net
Whitney Faulkner....972-497-4955.....wfaulkner@dallascowboys.net
Kyle Sanders.....972-497-4803.....ksanders@dallascowboys.net

★ BY THE NUMBERS ★

26

Just one year after leading the NFL in takeaways (34) in 2021, the Dallas Cowboys are once again on top of the league with 26 takeaways in 2022.

50%

Dallas has converted at least 50.0% of its third down attempts in five consecutive games. The last time the Cowboys went five straight games with a 50.0% third down conversion rate was in 2008 (at Cle, 9/7 - vs. Cin, 10/5).

1k

CeeDee Lamb (1,087) reached 1,000 receiving yards last week for the second time in his first three seasons, joining Bob Hayes as the only two Cowboys with two 1,000-yard seasons in their first three years.

★ THIS WEEK'S SCHEDULE ★

Wednesday, Dec. 21

11:00 a.m. Coach McCarthy press conference
12:05 p.m. First portion of practice open to local media
1:45 p.m. Locker room open

Thursday, Dec. 22

10:30 a.m. Coach McCarthy press conference
1:30 p.m. Player conference calls

Friday, Dec. 23

No availability

Saturday, Dec. 24

3:25 p.m. Dallas Cowboys vs. Philadelphia Eagles

★ DALLAS COWBOYS OMG ★

The Cowboys media website that can be found at www.NFLOMG.com. Please follow the link and click on the Cowboys logo to access the team's page. For access, please send an email request to publicrelations@dallascowboys.net.

The Cowboys NFL OMG site will contain the complete 2022 Media Guide, all weekly game notes and packets, player bios and rosters, Cowboys staff information and bios, weekly flip cards, a game tracker, all team and individual records and statistics, historical information, daily press releases and much more. The packets and media guide are updated weekly during the season and available in a PDF format for printing purposes. On gamedays, the site will host live statistics, updated player notes, postgame quotes and more. For guest access to the site, please use:

username: cowboysquest
password: cowboys2022

★ TABLE OF CONTENTS ★

Radio and TV broadcast info	1
Dallas Cowboys media schedule	1
Dallas Cowboys OMG info	1
Cowboys PR contact info	1
Dallas Cowboys 2022 schedule	2
DallasCowboys.com	2
What to watch for	3
Mike McCarthy Facts and Figures	4
2022 Coaching Staff	4
Mike McCarthy coaching record	5
Head coach bios	5
2022 Team Captains	6
All-Time Winning Percentage	6
Player highlights	7
Series history	7
AT&T Stadium stats and figures	8
A Championship Tradition	9
Pro Bowl Numbers	9
Individual Notes	10-25
Dak Prescott	10-15
Ezekiel Elliott	16-17
Tony Pollard/Rushing notes	18
CeeDee Lamb	19-20
Tight Ends/Offensive Notes	20-21
Trevon Diggs	21
Micah Parsons	22
Defensive Notes	23-24
Bryan Anger/Brett Maher	25
Special Teams Notes	25
Unofficial Depth Chart	26
Pronunciation Guide	26
Coaching Staff	27
Alphabetical Roster	28
Numerical Roster	29
Positional Roster	30
How The Cowboys Were Built	31
Contract Status	32
Contract Analysis	32
When The Cowboys Were Built	33
Transactions by Date	33
Transactions by Player	34
2021 Regular Season Stats	36
2021 Defensive Stats	37
Other stats	38-39
Non-Media Guide Bios	40-46

★ DALLAS COWBOYS 2022 SCHEDULE ★

The Cowboys schedule currently features five games that will be broadcast nationally in primetime, including two from AT&T Stadium. In addition to the two primetime games at AT&T Stadium - both on NBC's *Sunday Night Football* - and the club's annual Thanksgiving Day national appearance (this year on FOX), the Cowboys will make three national appearances in primetime on the road, one on ESPN's *Monday Night Football*, one on NBC's *SNF* and one on Thursday night on Amazon Prime video.

The Cowboys play seven games against teams that qualified for the 2021 playoffs - Cincinnati, Green Bay, LA Rams, Philadelphia (twice), Tampa Bay and Tennessee.

This season marks the eighth time - third time in the last four seasons - that the Cowboys will face both Super Bowl participants from the previous season:

Years	Teams	Years	Teams
2022	CIN and LAR*	2010	IND and NO*
2021	KC and TB*	1995	SD and SF*
2019	LAR and NE*	1973	MIA* and WAS
2015	NE* and SEA	1970	KC* and MIN

* indicates Super Bowl champion

The NFL also introduced its expanded regular season in 2021 with a 17th game. This season paired Dallas with its same place finisher from the AFC North (Cincinnati).

DATE	REGULAR SEASON (TV)	KICKOFF
Sun., Sept. 11	TAMPA BAY (NBC)	L, 3-19
Sun., Sept. 18	CINCINNATI (CBS)	W, 20-17
Mon., Sept. 26	@ N.Y. Giants (ESPN/ABC)	W, 23-16
Sun., Oct. 2	WASHINGTON (FOX)	W, 25-10
Sun., Oct. 9	@ LA Rams (FOX)	W, 22-10
Sun., Oct. 16	@ Philadelphia (NBC)	L, 17-26
Sun., Oct. 23	DETROIT (CBS)	W, 24-6
Sun., Oct. 30	CHICAGO (FOX)	W, 49-29
Sun., Nov. 6	Bye	
Sun., Nov. 13	@ Green Bay (FOX)	L, 28-31 (OT)
Sun., Nov. 20	@ Minnesota (CBS)	W, 40-3
Thurs., Nov. 24	N.Y. GIANTS (FOX)	W, 28-20
Sun., Dec. 4	INDIANAPOLIS (NBC)	W, 54-19
Sun., Dec. 11	HOUSTON (FOX)	W, 27-23
Sun., Dec. 18	@ Jacksonville (FOX)	L, 34-40 (OT)
Sun., Dec. 24	PHILADELPHIA (FOX)	3:25 p.m.
Thurs., Dec. 29	@ Tennessee (Amazon Prime)	7:15 p.m.
Sat/Sun., Jan. 7/8	@ Washington (TBD)	TBD

Home Games in BOLD

★ DALLASCOWBOYS.COM ★



The Dallas Cowboys official website offers the best collection of timely articles, press conferences and videos, combined with the best spot to purchase tickets and order merchandise from the Cowboys Pro Shop. From the latest news to the latest apparel, there is no better place to visit than DallasCowboys.com.

To view the latest press conferences featuring coaches, player interviews from daily locker room sessions, radio interviews with Cowboys front office executives and Dallas Cowboys game highlights, visit <https://www.dallascowboys.com/all-media/>



@dallascowboys



/dallascowboys



@dallascowboys



@dallascowboys



@dallascowboys

★ WHAT TO WATCH FOR IN WEEK 16 ★

4

DAK PRESCOTT

- * Dak Prescott (160) needs five more touchdown passes to tie Troy Aikman (165) for second on the Cowboys all-time passing touchdown list. Tony Romo is the franchise's all-time passing touchdown leader at 248.
- * Prescott has been sacked on 4.1% of his dropbacks in 2022, the second-lowest mark of his career behind a 3.7% sack rate in 2019.

11

MICAH PARSONS

- * Micah Parsons leads the NFL with six multi-sack games (1.5-or-more) in 2022. With a multi-sack game against the Eagles, Parsons would become the first Cowboys defender with seven multi-sack games in a season.
- * Parsons has nine career games with 2.0-or-more sacks, tied with Aldon Smith for the most games with 2.0-plus sacks in a player's first two seasons. Parsons needs one more 2.0-sack game to become the first player since 1982 with 10 games of 2.0-plus sacks in his first two seasons.

19

BRETT MAHER

- * Brett Maher is nine-of-11 on field goals from 50-plus yards in 2022. Maher's nine 50-plus yard field goals are the most in a season in Cowboys history, and he needs one more 50-yarder to tie for the most in a season in NFL history (10). Brandon McManus (2020), Justin Tucker (2016) and Blair Walsh (2012) all hold the record with 10 50-yard field goals.

20

TONY POLLARD

- * Tony Pollard (969) needs 31 rushing yards to reach 1,000 rushing yards for the first time in his career. He would become the ninth Cowboys running back - 31st instance - to reach 1,000 rushing yards in a season.

21

EZEKIEL ELLIOTT

- * Ezekiel Elliott has recorded a rushing touchdown in seven straight contests, a career-long streak. With another rushing touchdown at Jacksonville, Elliott will join Emmitt Smith as the only two Cowboys running backs with a rushing touchdown in eight straight games. Smith had 11 consecutive games in the 1995 season.
- * Elliott needs 26 rushing yards to reach 800 rushing yards this season. Coupled with Tony Pollard (969), it would mark the third time in franchise history - first since 1969 - that Dallas had two running backs over 800 rushing yards in a season.

86

DALTON SCHULTZ

- * Dalton Schultz (197) needs three catches to reach 200 career receptions. He would become the third-fastest Cowboys tight end to reach 200 receptions (73 games), trailing Jason Witten (51 games) and Jay Novacek (52 games).

88

CEEDEE LAMB

- * Lamb has eight career 100-yard receiving games. With 100 yards against the Eagles, Lamb would pass Drew Pearson (eight) for the second-most 100-yard receiving games in a Cowboys receiver's first three years. Bob Hayes has the most with 13 100-yard performances from 1965-67.
- * Lamb (17) needs one more receiving touchdown to tie Michael Irvin (18) for the third-most receiving touchdowns by a Cowboys player in the first 46 games of a career. A receiving touchdown would also give Lamb a single-season career-high seven touchdown catches.



DALLAS COWBOYS

- * The Cowboys have been efficient on third down since Dak Prescott's return and have converted at least 50.0% of their third downs in each of their last five games. The last time Dallas had six consecutive games with a third down conversion rate of 50.0%-or-higher was a seven-game streak in 2014 (vs. SF, 9/7 - vs. NYG, 10/19). The last NFL team with a six-game streak was New Orleans in 2016.
- * Dallas is 7-1 at home this season, and with a win against Philadelphia on Saturday, the Cowboys would record the most wins (eight) in a single season at AT&T Stadium since the venue opened in 2009. The only other seasons where Dallas won eight games were 1980 and 1981, when both of those teams went 8-0 at home.
- * Dallas has won six consecutive divisional games at AT&T Stadium, tied with Minnesota for the longest active home winning streak against one's own division.

★ COWBOYS & WINSTAR ★



WinStar World Casino & Resort, the Casino of the Dallas Cowboys, is the presenting partner of this upcoming Saturday's Cowboys – Eagles game. On gameday, be sure to stop out to the WinStar tent at the Miller LiteHouse for your chance to win WinStar / Cowboys prizes. WinStar will also be providing Cowboys rally towels for all guests upon arrival to their seats. WinStar is proud to be the Casino of the Dallas Cowboys.



Round Up

A look at this week's top storylines



vs.



Dallas Cowboys (10-4) vs. Philadelphia Eagles (13-1) • Saturday, December 24, 3:25 p.m. CST

Player Spotlight

88 CeeDee Lamb



Last week at Jacksonville (12/18), CeeDeeLamb hauled in seven receptions for 126 yards, his third 100-yard game of the season and eighth of his career. Lamb's eight career 100-yard receiving games are tied with Drew Pearson for the second-most 100-yard games by a Cowboys player in his first three seasons:

Most 100-Yard Receiving Games in First Three Seasons
Cowboys History

Player	Seasons	100-Yd Gms
Bob Hayes	1965-67	13
Drew Pearson	1973-75	8
<i>CeeDee Lamb</i>	<i>2020-22</i>	<i>8</i>
Dez Bryant	2010-12	6
Michael Gallup	2018-20	6



Lamb has caught 21 passes of 20-plus yards in 2022, the third-most big play receptions in the NFL:

Big Play (20-Yds) Reception Leaders - NFL 2022

Player	20-Yd Rec.
Justin Jefferson, Min	26
Tyreek Hill, Mia	24
<i>CeeDee Lamb, Dal</i>	<i>21</i>
Davante Adams, LV	20
A.J. Brown, Phi	19



Lamb reached 1,000 receiving yards last week for the second time in his first three seasons, joining Bob Hayes as the only two Cowboys with two 1,000-yard seasons in their first three years as a pro.

SCOUTING REPORT

67

Philadelphia's offense has been flying at a high rate in 2022, ranking second in the league with 29.4 points-per-game. The Eagles offense has relied on big plays (20-plus yards), as their 67 plays of 20 yards-or-more are second in the NFL. Conversely, Dallas' defense has allowed the second-fewest big plays (36) this year.

56.1

Dallas' offense has thrived in third down situations in 2022, especially since quarterback Dak Prescott returned from injury in Week 7. The Cowboys lead the NFL with a 56.1% third down conversion rate since Prescott returned, while Philadelphia's third down defense ranks ninth in the league (37.6%).

MIKE McCARTHY

Head Coach

Baker University

Head Coach: 16th Year • NFL: 29th Year • Cowboys: 3rd Year

DALLAS DALLAS DALLAS
COWBOYS



★ WINNING HEAD COACH ★

The Dallas Cowboys named Mike McCarthy the ninth head coach in franchise history on Jan. 5, 2020. Along with 13 years of head coaching experience and 13 additional years as an assistant coach in the NFL, McCarthy came to Dallas with a 125-77-2 regular season coaching record - all with the Green Bay Packers (2006-18).

After a 6-10 record in 2020, a 12-5 record in 2021, and a 10-4 mark in 2022, he owns the fifth-most wins (t-21st all-time) and seventh-highest winning percentage (.614) among qualifying active NFL coaches. His teams have qualified for the postseason 10 times, won six NFC North Division titles and one NFC East title, made four NFC Championship Game appearances and took home a Super Bowl XLV championship.

Most Regular Season Wins by Active Head Coach

Coach	Years	Won	Loss	Tied	Pct
Bill Belichick.....	1991-2022	297	150	0	.664
Andy Reid.....	1999-2022	244	138	1	.638
Mike Tomlin.....	2007-2022	160	93	2	.631
Pete Carroll.....	1994-2022	159	111	1	.589
Mike McCarthy.....	2006-2022	153	96	2	.614
John Harbaugh.....	2008-2022	146	93	0	.611
Ron Rivera.....	2011-2022	97	88	2	.524

★ 2022 ASSISTANT COACHES ★

(S) Sideline; (B) Booth OFFENSE

Kellen Moore (S).....	Offensive Coordinator
Joe Philbin (S).....	Offensive Line
Jeff Blasko (B).....	Asst. Offensive Line
Robert Prince (S).....	Wide Receivers
Lunda Wells (S).....	Tight Ends
Skip Peete (S).....	Running Backs
Doug Nussmeier (S).....	Quarterbacks
Chase Haslett (B).....	Quality Control - Offense
Kyle Valero (S).....	Quality Control/Analytics
Scott Tolzien (B).....	Offensive Assistant
Evan Harrington (B).....	Offensive Assistant

DEFENSE

Dan Quinn (B).....	Defensive Coordinator
Rob Davis (S).....	Asst. Head Coach
Aden Durde (S).....	Defensive Line
Leon Lett (S).....	Asst. Defensive Line
Scott McCurley (B).....	Linebackers
George Edwards (S).....	Senior Defensive Assistant
Joe Whitt (B).....	Passing Game Coord./Secondary
Al Harris (S).....	Defensive Backs
Cannon Matthews (B).....	Quality Control - Defense
Ryan Feder (B).....	Quality Control/Analytics
Eric Simonelli (B).....	Quality Control/Analytics

SPECIAL TEAMS

John Fassel (S).....	Special Teams Coordinator
Rayna Stewart (B).....	Asst. Special Teams

STRENGTH AND CONDITIONING

Harold Nash Jr. (S).....	Strength and Conditioning Coordinator
Cedric Smith (S).....	Asst. Strength and Conditioning
Kendall Smith (S).....	Asst. Strength and Conditioning

★ TOP OF THE LINE ★

In 2022 Mike McCarthy has guided the Cowboys team to key finishes in several areas:

1st

Takeaways (26)

1st

**Offensive Red Zone Scoring Efficiency
(95.7%)**

3rd

Points-Per-Game (28.1)

+9

Turnover Differential - 2nd in the NFL

★ McCARTHY'S RECORD WHEN... ★

Below is a look at McCarthy's head coaching record under several different circumstances:

Regular season.....	153-96-2
Postseason.....	10-9
Overall.....	163-106-2

	Regular	Post
September.....	34-19-1	
October.....	41-19	
November.....	29-36-1	
December.....	44-19	
January.....	5-3	9-9
February.....		1-0
Playing at home.....	89-35-2	5-4
Playing on the road.....	63-61	5-5
Playing at AT&T Stadium.....	17-8	2-1
Playing in prime time.....	36-34	3-1
Thursday.....	12-8	
Saturday.....	2-1	3-2
Sunday.....	129-76-2	7-7
Monday.....	10-10	
Tuesday.....	0-1	
Playing against the NFC East.....	26-15	5-2
Playing against the NFC.....	110-65-2	9-9
Playing against the AFC.....	36-28	1-0
Playing on grass surface.....	102-56-2	7-6
Playing on artificial surface.....	51-41	3-3
Post Bye.....	11-5	
Post Bye Home.....	4-1	
Post Bye Road.....	7-4	
When scoring 30-plus points.....	85-10	6-2
When team scores first.....	106-37-2	4-2
When team leads at halftime.....	119-22-1	9-2

★ McCARTHY'S HEAD COACHING RECORD AND COACHING EXPERIENCE ★

Regular Season						Postseason				McCarthy vs. NFL					
Year	Team	W	L	T	Pct.	Result	W	L	Pct.	Result	Team	W	L	T	PCT.
2006	Green Bay.....	8	8	0	.500	2nd NFC North					Arizona	3	4	0	0.429
2007	Green Bay.....	13	3	0	.813	1st NFC North	1	1	.500	NFC Championship Game	Atlanta	5	4	0	0.556
2008	Green Bay.....	6	10	0	.375	3rd NFC North					Baltimore	2	2	0	0.500
2009	Green Bay.....	11	5	0	.688	2nd NFC North	0	1	.000	Wild Card Game	Buffalo	2	2	0	0.500
2010	Green Bay.....	10	6	0	.625	2nd NFC North	4	0	1.000	Super Bowl XLV	Carolina	4	3	0	0.571
2011	Green Bay.....	15	1	0	.938	1st NFC North	0	1	.000	Divisional Game	Chicago	19	7	0	0.731
2012	Green Bay.....	11	5	0	.688	1st NFC North	1	1	.500	Divisional Game	Cincinnati	3	2	0	0.600
2013	Green Bay.....	8	7	1	.531	1st NFC North	0	1	.000	Wild Card Game	Cleveland	3	1	0	0.750
2014	Green Bay.....	12	4	0	.750	1st NFC North	1	1	.500	NFC Championship Game	Dallas	5	3	0	0.625
2015	Green Bay.....	10	6	0	.625	2nd NFC North	1	1	.500	Divisional Game	Denver	2	2	0	0.500
2016	Green Bay.....	10	6	0	.625	1st NFC North	2	1	.667	NFC Championship Game	Detroit	19	7	0	0.731
2017	Green Bay.....	7	9	0	.438	3rd NFC North					Green Bay	0	1	0	0.000
2018	Green Bay.....	4	7	1	.375						Houston	3	1	0	0.750
2020	Dallas.....	6	10	0	.375	3rd NFC East					Indianapolis	2	2	0	0.500
2021	Dallas.....	12	5	0	.714	1st NFC East	0	1	.000	Wild Card Game	Jacksonville	2	2	0	0.500
2022	Dallas.....	10	4	0	.714						Kansas City	2	2	0	0.500
Totals		153	96	2	.614		10	9	.526		LA Chargers	4	0	0	1.000
											LA Rams	6	3	0	0.667
											Las Vegas	3	1	0	0.750
											Miami	3	1	0	0.750
											Minnesota	18	9	2	0.667
											New England	2	3	0	0.400
											New Orleans	3	4	0	0.429
											N.Y. Giants	9	3	0	0.750
											N.Y. Jets	2	1	0	0.667
											Philadelphia	7	4	0	0.636
											Pittsburgh	0	4	0	0.000
											San Francisco	6	2	0	0.750
											Seattle	5	5	0	0.500
											Tampa Bay	3	4	0	0.429
											Tennessee	1	2	0	0.333
											Washington	5	5	0	0.500
											Totals	153	96	2	0.614

Year	Position, Team
1987-88	Graduate Assistant, Fort Hays State
1989-91	Graduate Assistant, Pittsburgh
1992	Wide Receivers, Pittsburgh
1993-94	Offensive Quality Control, Kansas City Chiefs
1995-98	Quarterbacks, Kansas City Chiefs
1999	Quarterbacks, Green Bay Packers
2000-04	Offensive Coordinator, New Orleans Saints
2005	Offensive Coordinator, San Francisco 49ers
2006-18	Head Coach, Green Bay Packers
2020-22	Head Coach, Dallas Cowboys

★ HEAD COACHES ★

MIKE McCARTHY (153-96-2, 16th Year, 28-19 with Dallas)

The Dallas Cowboys named Mike McCarthy the ninth head coach in franchise history on Jan. 8, 2020, handing the reigns of the team to an innovative offensive mind with a championship pedigree.

McCarthy has 15 years of head coaching experience - 13 with Green Bay and two with Dallas - along with 13 years as an assistant coach in the NFL, including six as an offensive coordinator.

As a head coach, McCarthy has racked up a 153-96-2 regular season coaching record, and he owns the fifth-most wins (t-21st all-time) among active NFL coaches. His teams have qualified for the postseason nine times, won six NFC North Division titles, one NFC East title, made four NFC Championship Game appearances and took home a Super Bowl XLV championship held at AT&T Stadium in Arlington, Texas, following the 2010 NFL season.

In 2021 McCarthy led the Cowboys to the franchise's first NFC East title in three years, along with a 12-5 regular season record. Under McCarthy, Dallas led the league in total offense (407.0), scoring offense (31.2 points-per-game) and takeaways (34).

In his first season with the Cowboys, McCarthy's plan to install a new culture in Dallas was halted by the COVID-19 pandemic. Due to COVID protocols, McCarthy's first offseason with the Cowboys included no in-person meetings or practices and a season-ending injury to his starting quarterback in Week 5. Despite the hurdles, the 2020 Cowboys were in position to win the NFC East entering Week 17 but came up just short.

During his time in Green Bay, McCarthy was known as a prolific offensive mind and the primary play-caller for the Packers. McCarthy's offense finished fourth in the NFL in total offense and third in points-per-game through his 14-year stint with the club.

McCarthy is only the fourth head coach in NFL history to lead a single franchise to eight-or-more consecutive playoff appearances, joining Tom Landry, Chuck Noll and Bill Belichick. Those eight appearances from 2009-16 were more than the rest of the NFC North Division combined over that span (Minnesota, three; Detroit, three; Chicago, one).

McCarthy's nine playoff appearances overall are the most by a Packers coach since the NFL postseason began in 1933, and he guided the Packers to a franchise-record fourth consecutive division title in 2014. With the victory over Dallas in the 2016 playoffs, McCarthy surpassed Vince Lombardi and Mike Holmgren for the most playoff victories in team history (10).

NICK SIRIANNI (22-9, 2nd Year)

Nick Sirianni was named the 24th head coach of the Philadelphia Eagles on January 24, 2021, after a productive three-year stretch as the Indianapolis Colts offensive coordinator.

During his first season in Philadelphia, Sirianni guided the Eagles to a playoff berth, becoming just the third coach in team history to guide the Eagles to the postseason in his first season, joining Chip Kelly (2013) and Ray Rhodes (1995). Sirianni's offense led the NFL in rushing (159.7 yards-per-game) and rushing touchdowns (25), both of which were franchise records. Philadelphia's 16 giveaways were the club's fewest in a season in over 30 years.

In his three seasons guiding the Colts offense, Indianapolis was seventh in red zone touchdown efficiency (63.9%) and eighth in points-per-game (24.4). Sirianni helped the Colts to a 28-20 record during that span, including a pair of 10-win campaigns and two playoff appearances.

In 2020 Sirianni directed a Colts offense that posted the 10th-most total yards-per-game in the NFL (387.1). Sirianni and quarterback Philip Rivers worked well together while with the Colts, as Rivers posted the eighth-highest completion percentage (68%) and 10th-most passing yards (4,169) in the NFL.

Sirianni is no stranger to developing young offensive talent. In 2020 with Indianapolis, Sirianni helped rookie running back Jonathan Taylor finish third in the NFL in rushing with 1,169 yards on the ground.

During 2018, Sirianni's first season with the Colts offense, quarterback Andrew Luck was named Associated Press NFL Comeback Player of the Year after throwing for 4,593 yards and 39 touchdowns.

Prior to his three-year stint with the Colts, Sirianni spent five seasons with the LA Chargers (2013-17), starting as an offensive quality control coach before going on to coach quarterbacks and receivers. From 2014-15, Sirianni served as the Chargers quarterbacks coach while Philip Rivers was under center. Sirianni helped Rivers earn back-to-back Pro Bowls in those two seasons.

Sirianni began his NFL coaching career with the Kansas City Chiefs (2009-12) as a quality control coach. Before entering the NFL coaching ranks, Sirianni spent three years as the wide receivers coach at Indiana University of Pennsylvania (2006-08) and two seasons as the defensive backs coach at his alma mater, Mount Union, where he was a three-year starter at wide receiver from 2000-02.

★ NFC PLAYOFF PICTURE ★

Team	W	L	T	Con.	Strength of Victories	Strength of Schedule	PF	PA
1. x-Philadelphia ..	13	1	0	8-1	.451	.457	411	268
2. yx-Minnesota	11	3	0	6-3	.468	.492	351	349
3. yx-San Francisco ..	10	4	0	8-2	.414	.413	338	210
4. Tampa Bay	6	8	0	6-3	.429	.505	247	288
5. x-Dallas	10	4	0	7-3	.468	.492	394	269
6. N.Y. Giants	8	5	1	4-5-1	.410	.508	287	312
7. Washington	7	6	1	4-5-1	.412	.531	265	276
Seattle	7	7	0	5-6	.403	.441	355	355
Detroit	7	7	0	5-4	.500	.592	369	364
Green Bay	6	8	0	5-5	.393	.536	287	314
Carolina	5	9	0	4-5	.386	.457	276	314
New Orleans	5	9	0	4-6	.386	.480	286	315
Atlanta	5	9	0	4-6	.443	.446	306	333
Arizona	4	10	0	3-6	.357	.520	292	372
LA Rams	4	10	0	3-8	.357	.510	230	320
Chicago	3	10	0	1-9	.440	.548	290	358

x-clinched playoff berth y-clinched division title

★ WINNING TRADITION ★

The Dallas Cowboys currently own the league's highest all-time regular season winning percentage by current NFL teams:

Highest Win Percentage - NFL Regular Season

Team	W	L	T	Pct.
Dallas	548	407	6	.574
Green Bay	788	589	38	.572
Baltimore	242	188	1	.563
New England	536	418	9	.562
Chicago	786	621	42	.559

* Since 1972, ties have been calculated as half-win and half loss. Prior to 1972 tie games were ignored in calculating a team's winning percentage. Ties since 1972: Dallas (0), Miami (1), Chicago (1), Green Bay (6).

★ 'TAS THE NIGHT BEFORE CHRISTMAS ★

This week's game against the Philadelphia Eagles is being played on Dec. 24. In the 63-plus years of Cowboys football, there have been six games on Christmas Eve. The Cowboys hold a 2-5 record when playing on Dec 24. 16. Dallas' first-ever Oct. 16 game came in 1960, a 48-7 loss against Cleveland. Its last Oct. 16 game was in 2016, a 30-16 road win at Green Bay.

Date	Opp/ Loc.	Dal W/L	Score	Date	Opp/ Loc.	Dal W/L	Score
12/24/67	Cle	W	52-14*	12/24/05	Car	W	24-20
12/24/89	GB	L	10-20	12/24/11	Phi	L	7-20
12/24/94	NYG	L	10-15	12/24/17	Sea	L	12-21
12/24/99	NO	L	24-31				

Divisional Round*

★ FIRST TIME, LAST TIME ★

The first time these two clubs met, the Dallas Cowboys were entering the second game of their inaugural season. On Oct. 16, 1960, the Cowboys lost a 25-27 nail biter to the Eagles in front of 18,500 fans at the Cotton Bowl.

Dallas and Philadelphia last faced off in Week 6 of the 2022 regular season, as the Eagles handed the Cowboys a 26-17 loss in front of 69,879 fans at Lincoln Financial Field, ending the Cowboys four-game winning streak.

★ NFC EAST STANDINGS ★

Team	W	L	T	Home	Road	Div.	Con.	PF	PA
Philadelphia ...	13	1	0	6-1	6-0	3-1	7-1	411	268
Dallas	10	4	0	7-1	3-2	3-1	7-3	394	269
New York	8	5	1	4-3-1	4-2	1-3-1	4-5-1	287	312
Washington	7	6	1	3-4	4-2-1	1-3-1	4-5-1	265	276

All four teams in the NFC East currently hold four of the seven NFC playoff spots. There have only been three previous divisions to qualify at least four teams for the postseason in the same year, none of which have occurred since realignment in 2002: the 1998 AFC East, 1997 NFC Central and 1994 NFC Central.

★ 2021/2022 STAT COMPARISON ★

(Dallas League Ranking)

	2022	2021
Record	10-4	12-5
Scoring Avg. (NFL rank)	28.1 (3)	31.2 (1)
Opp. Scoring Avg. (NFL rank)	19.2 (7t)	21.1 (7)
Total Off. (NFL rank)	362.3 (9)	407.0 (1)
Rushing Off. (NFL rank)	145.1 (7)	124.6 (9)
Passing Off. (NFL rank)	217.1 (17)	282.4 (2t)
Total Def. (NFL rank)	324.6 (8)	351.0 (19)
Rushing Def. (NFL rank)	133.1 (24t)	112.8 (16)
Passing Def. (NFL rank)	191.6 (3)	238.2 (20)
Kickoff Return Avg.	23.4 (11)	24.8 (5)
Punt Return Avg.	11.9 (6)	6.6 (30)
Turnover Margin	+9 (2)	+14 (1t)
Penalties	91	127
Penalty Yards	697	1,103

★ 2022 TEAM CAPTAINS ★

The Dallas Cowboys select three team captains weekly throughout the season, as chosen by the team prior to that week's game. Below are the captains from each week of the 2022 season:

2022 Dallas Cowboys Captains

Week 1 - vs. Tampa Bay

Offense

Defense

Special Teams

Week 2 - vs. Cincinnati

Offense

Defense

Special Teams

Week 3 - at N.Y. Giants

Offense

Defense

Special Teams

Week 4 - vs. Washington

Offense

Defense

Special Teams

Week 5 - at LA Rams

Offense

Defense

Special Teams

Week 6 - at Philadelphia

Offense

Defense

Special Teams

Week 7 - vs. Detroit

Offense

Defense

Special Teams

Week 8 - vs. Chicago

Offense

Defense

Special Teams

Week 10 - at Green Bay

Offense

Defense

Special Teams

Week 11 - at Minnesota

Offense

Defense

Special Teams

Week 12 - vs. N.Y. Giants

Offense

Defense

Special Teams

Week 13 - vs. Indianapolis

Offense

Defense

Special Teams

Week 14 - vs. Houston

Offense

Defense

Special Teams

Week 15 - at Jacksonville

Offense

Defense

Special Teams

★ PLAYER HIGHLIGHTS VS. PHI ★

Trevon Diggs - CB

Has four interceptions in four games against Philadelphia, including at least one pick in three of those four contests. Also added eight pass breakups and an interception returned for a touchdown (9/27/21).

Ezekiel Elliott - RB

In 11 games, rushed for 1,052 yards and five touchdowns. Last time facing the Eagles (10/16), Elliott became the sixth player in franchise history to score 70 career touchdowns. He also became the third Cowboys running back to reach 10,000 career scrimmage yards.

Michael Gallup - WR

Caught 29 passes for 390 yards and two touchdowns in seven contests.

CeeDee Lamb - WR

Tallied 17 receptions for 271 yards and a touchdown in five games.

DeMarcus Lawrence - DE

Tallied 53 tackles, 3.0 sacks, 10 tackles for loss and 27 hurries and two forced fumbles in 15 games.

Dak Prescott - QB

Is 7-3 as a starter, completing 214-of-322 passes (66.6%) for 2,410 yards, 16 touchdowns and seven interceptions.

★ 2022 STAT COMPARISON ★

(league ranking)

	<u>Cowboys</u>	<u>Eagles</u>
Record	10-4	13-1
Scoring Avg. (NFL rank)	28.1 (3)	29.4 (2)
Opp. Scoring Avg. (NFL rank)	19.2 (7t)	19.1 (6)
Total Off. (NFL rank)	362.3 (9)	394.1 (3)
Rushing Off. (NFL rank)	145.1 (7)	158.6 (4)
Passing Off. (NFL rank)	217.1 (17)	235.5 (11)
Total Def. (NFL rank)	324.6 (8)	293.5 (2)
Rushing Def. (NFL rank)	133.1 (24t)	121.1 (19)
Passing Def. (NFL rank)	191.6 (3)	172.4 (1)
Kickoff Return Avg.	23.4 (11)	22.0 (18)
Punt Return Avg.	11.9 (6)	8.9 (16)
Turnover Margin	+9 (2)	+12 (1)
Penalties	91	76
Penalty Yards	697	593

★ ALL-TIME STAT COMPARISON ★

This week's matchup marks the 124th regular season game between Dallas and Philadelphia. Below is a brief look into the stats of the series:

TEAM TOTALS

	<u>Cowboys</u>	<u>Eagles</u>
Wins.....	69	54
Points.....	2,700	2,457
Total Net Yards	40,451	37,633
Net Rushing Yards	16,227	13,948
Net Passing Yards	24,224	23,685

SINGLE-GAME TEAM-HIGHS

	<u>Cowboys</u>	<u>Eagles</u>
Points.....	56 10/9/66	49 11/15/04
Total Net Yards	652 10/9/66	495 10/30/11
Net Rushing Yards.....	286 11/18/73	306 9/3/00
Net Passing Yards.....	440 10/9/66	370 12/5/65

SINGLE-GAME INDIVIDUAL HIGHS

	<u>Cowboys</u>	<u>Eagles</u>
Passing Yards		
455 - D. Prescott 12/9/18		380 - R. Jaworski 10/20/85
Rushing Yards		
237 - E. Smith 10/31/93		201 - D. Staley 9/3/00
Receiving Yards		
217 - A. Cooper 12/9/18		210 - D. Jackson 12/12/10

★ ALL IN THE FAMILY ★

The Dallas Cowboys finished 6-0 against the NFC East in 2021, the third time in franchise history that Dallas went unbeaten in divisional play, joining the 1998 and 1969 teams. The Cowboys are off to a 3-1 start against the NFC East in 2022 with two wins over the N.Y. Giants (9/26, 11/24) and a victory against Washington (10/2). Dallas holds an all-time record of 221-149-4 against NFC East rivals. Below is a look at Dallas' record against the East:

	W	L	T	Pct.	Long Win Str.	Long Loss Str.	Cur. Str.
Washington.....	76	47	2	.608	10	4	W3
NY Giants	73	47	2	.598	12	6	W4
Philadelphia	72	55	0	.567	11	8	L1
Totals	221	149	4	.596	-	-	W1

★ FAMILY MATTERS ★

The Cowboys have posted a record of 29-11 against their division foes since the start of the 2016 season, a win total that is the second-most divisional wins by any team over that span:

Most Wins Against Own Division Since 2016

Team	W	L	T	Win%	Current Streak
Kansas City.....	35	5	0	.875	W9
Dallas	29	11	0	.725	W1
New England	28	12	0	.700	L1
Pittsburgh.....	27	12	1	.688	L3
New Orleans.....	27	14	0	.659	W1

Dallas has won nine out of the last 10 games against NFC East opponents.

★ SERIES HISTORY ★

Dallas and Philadelphia have squared off 127 times, with the Cowboys holding a 72-55 edge in one of the NFL's largest rivalries. Dallas lost the first three games of the series before logging win streaks of 11 games and nine games over the course of the next 18 years. There have been four playoff games - one Wild Card Game (2009), two Divisional Playoff Games (1992 and 1995) and an NFC Championship Game (1980). Dallas holds a 3-1 postseason record against the Eagles. Below is a brief look at the last 20 games of the series:

Date	Loc.	Dal W/L	Score	Date	Loc.	Dal W/L	Score
12/2/12	Dal	W	38-33	12/31/17	Phi	W	6-0
10/20/13	Phi	W	17-3	11/11/18	Phi	W	27-20
12/29/13	Dal	L	22-24	12/9/18	Dal	W(OT)	29-23
11/27/14	Dal	L	10-33	10/20/19	Dal	W	37-10
12/14/14	Phi	W	38-27	12/22/19	Phi	L	9-17
9/20/15	Phi	W	20-10	11/1/20	Phi	L	9-23
11/8/15	Dal	L(OT)	27-33	12/27/20	Dal	W	37-17
10/30/16	Dal	W	29-23	9/27/21	Dal	W	41-21
1/1/17	Phi	L	13-27	1/8/22	Phi	W	51-26
11/19/17	Dal	L	9-37	10/16/22	Dal	L	17-26

★ INSIDE THE SERIES HISTORY ★

The rivalry between the Dallas Cowboys and Philadelphia Eagles has been around since 1960. The two teams have faced each other twice per season as part of the NFC East since 1970.

In the 127 games of the series there have been:

- * 57 games decided by two-or-more touchdowns
- * 48 games decided by a touchdown-or-less
- * An 11-game winning streak by Dallas (1967-72)
- * A 49-point win by Dallas - biggest Cowboys win (10/9/66)
- * A 38-point loss by Dallas - biggest Cowboys loss (12/28/06)
- * Four playoff games - one Wild Card (2009), two Divisional (1992, 1995) and one NFC Championship Game (1980)
- * Three playoff wins by Dallas - the Wild Card game and both Divisional Games
- * Four overtime games - series split at 2-2
- * 12 Monday night games and 15 Sunday night games
- * A 31-31 Cowboys record when playing in Philadelphia

★ HOME IS WHERE THE TDS ARE ★

Ezekiel Elliott has not gone hungry in the home confines of AT&T Stadium since he entered the league in 2016, scoring 41 touchdowns (35 rushing, six receiving) in 51 games. His 41 touchdowns are the most by any player in his home venue since 2016:

Most Touchdowns at Home Since 2016

Player	Gms	RushTD	RecTD	RetTD	TotTD
Ezekiel Elliott	51	35	6	0	41
Alvin Kamara	42	23	15	0	38
Davante Adams	49	0	37	0	37
Mike Evans	52	0	35	0	35
Aaron Jones.....	41	26	9	0	35
Christian McCaffrey	38	22	12	0	34

Overall, Dallas has scored 192 touchdowns in 56 games at home versus 133 touchdowns in 54 games on the road since 2016. Dallas' 192 home TDs lead the NFL over that span:

Most Overall Touchdowns at Home Since 2016

Team	Games	TD	TD/G	Pts/G
Dallas	56	192	3.43	29.0
New Orleans	56	187	3.34	28.4
Seattle.....	55	174	3.16	26.5
Green Bay.....	55	170	3.09	25.7
New England	55	169	3.07	26.6

★ HOME COOKING ★

Since AT&T Stadium opened in 2009, Dallas has posted a 65-47 regular season record at home. However, since 2016, the Cowboys have utilized their home field advantage, going 38-18 at AT&T Stadium, tied for the third-most wins in the NFL:

NFL Team Home Wins Since 2016

Team	Games	W	L	T	Win %
Kansas City.....	55	42	13	0	.764
Green Bay.....	55	41	13	1	.755
New England	55	38	17	0	.691
Baltimore.....	55	38	17	0	.691
Dallas	56	38	18	0	.679
Minnesota	56	38	18	0	.679
Pittsburgh.....	54	37	17	1	.682
Buffalo.....	56	37	19	0	.661

★ TOP PERFORMANCES ★

Below are the top individual performances in several offensive categories at AT&T Stadium since it opened in 2009.

Cowboys

Opponents

Passing Yards	T. Romo (506)	E. Manning, NYG (450)
Passing TDs	T. Romo (5)	Many tied (4)
Rushing Yards	D. Murray (253)	B. Brown, Phi (169)
Rushing TDs	D. Murray (3)	A. Jones, GB (4)
	D. Prescott (3)	
	J. Randle (3)	
	T. Pollard (3)	
Receiving Yards	A. Cooper (226)	D. Jackson, Phi (210)
Receiving TDs	A. Cooper (3)	V. Cruz, NYG (3)
	M. Gallup (3)	

★ AT&T STADIUM RECORD... ★

The Dallas Cowboys are in their 14th season calling AT&T Stadium home. In 2021 the building hosted its 100th regular season game in a contest against Denver (11/7/21) while finishing last season 5-3 at home. The Cowboys are 7-1 at home in 2022. Dallas' first game at the venue was on Sept. 20, 2009 - a 31-33 loss to the N.Y. Giants. The club's first win came a week later with a 21-7 decision over Carolina. Below is a breakdown of the club's record on their home turf:

Regular season	65-47
Postseason	3-2
Overall	68-49

Regular Post

September	16-6	
October	15-14	
November	17-16	
December	15-9	
January	2-2	3-2

Playing at noon	23-10	
Playing at 3:30	23-23	1-2
Playing in prime time.....	19-14	2-0

Thursday	7-8	
Saturday.....	0-2	2-0
Sunday.....	54-32	1-2
Monday	4-5	

Fully closed stadium	41-28	3-2
Fully open stadium.....	12-11	
Roof open, doors closed	2-5	
Roof closed, doors open	10-3	

Playing against the NFC East.....	26-15	1-0
Playing against the NFC (non-NFC East).....	23-18	2-2
Playing against the AFC	16-13	

Team-by-team

Team	W	L	Pct	Team	W	L	Pct
Arizona.....	0	3	.000	Minnesota	1	1	.500
Atlanta.....	3	1	.750	New England	0	1	.000
Baltimore.....	1	0	1.000	New Orleans	2	2	.500
Buffalo.....	1	1	.500	N.Y. Giants.....	9	5	.643
Carolina	2	1	.667	N.Y. Jets.....	0	1	.000
Chicago.....	2	2	.500	Philadelphia	7	6	.538
Cincinnati.....	2	0	1.000	Pittsburgh.....	1	1	.500
Cleveland.....	1	1	.500	San Francisco	1	1	.500
Denver.....	0	2	.000	Seattle.....	2	2	.500
Detroit	4	1	.800	Tampa Bay.....	3	1	.750
Green Bay.....	0	3	.000	Tennessee	0	2	.000
Houston.....	2	0	1.000	Washington.....	10	4	.714
Indianapolis.....	2	0	1.000				
Jacksonville	1	1	.500				
Kansas City.....	1	0	1.000				
LA Chargers.....	0	2	.000				
LA Rams.....	3	1	.750				
Las Vegas.....	2	1	.667				
Miami.....	2	0	1.000				

Postseason

Detroit	1	0	1.000
Green Bay.....	0	1	.000
Philadelphia	1	0	1.000
Seattle.....	1	0	1.000
San Francisco.....	0	1	.000

The Cowboys 7-1 home mark in 2022 tied the 2018 and 2016 teams for the best home record by a Cowboys team since the stadium opened in 2009:

Most Single Season Wins at AT&T Stadium – Dallas Cowboys

Season	Wins	Consec. Wins	Home Record
2016.....	7	7	7-1
2018.....	7	4	7-1
2022.....	7	7	7-1
2009.....	6	5	6-2
2011.....	5	4	5-3
2013/19.....	5	--	--
2021.....	5	3	5-3

387.7 27.4 4.63

Dallas' offense has averaged 387.7 yards-per-game at AT&T Stadium - second-most at home since 2009.

The Cowboys have scored 27.4 points-per-game at home since moving into AT&T Stadium - fourth in the NFL.

Dallas has averaged 4.63 yards-per-rush at home since 2009, second in the NFL behind Buffalo (4.70).



★ THE DALLAS COWBOYS - A CHAMPIONSHIP TRADITION ★

SUPER BOWL CHAMPIONSHIPS

New England Patriots	6
Pittsburgh Steelers	6
DALLAS COWBOYS	5
San Francisco 49ers	5
Green Bay Packers	4
New York Giants	4
Denver Broncos	3
Oakland Raiders	3
Washington Redskins	3

SUPER BOWL APPEARANCES

New England Patriots	11
DALLAS COWBOYS	8
Pittsburgh Steelers	8
Denver Broncos	8
San Francisco 49ers	7
Green Bay Packers	5
Miami Dolphins	5
New York Giants	5
Oakland Raiders	5
Washington Redskins	5

POSTSEASON VICTORIES

New England Patriots	37
Pittsburgh Steelers	36
Green Bay Packers	36
DALLAS COWBOYS ...	35
San Francisco 49ers	32
Oakland Raiders	25
New York Giants	24

POSTSEASON APPEARANCES

Green Bay Packers	35
DALLAS COWBOYS ...	35
Pittsburgh Steelers	33
New York Giants	32
Minnesota Vikings	32
Cle./StL/LA Rams	31
Indianapolis Colts	29
Philadelphia Eagles	29
New England Patriots	28
San Francisco 49ers	28
Chicago Bears	27

POSTSEASON GAMES

DALLAS COWBOYS ...	63
Pittsburgh Steelers	62
Green Bay Packers	59
New England Patriots	58
San Francisco 49ers	51
Minnesota Vikings	50
New York Giants	49

CONSEC. POSTSEASON APPEARANCES

New England Patriots (2009-19) ...	11
DALLAS COWBOYS (1975-83) ...	9
Indianapolis Colts (2002-10)	9
DALLAS COWBOYS (1966-73) ...	8
Pittsburgh Steelers (1972-79)	8
Los Angeles Rams (1973-80)	8
San Francisco 49ers (1983-90)	8

CONSECUTIVE WINNING SEASONS

DALLAS COWBOYS (1966-85) ...	20
New England Patriots (2001-19) ...	19
Oakland Raiders (1965-80)	16
San Francisco 49ers (1983-98) ...	16
Chicago Bears (1930-44)	15
Green Bay Packers (1934-47) ...	14

ALL-TIME REGULAR SEASON WINNING %

DALLAS COWBOYS	0.574
Green Bay Packers	0.572
Baltimore Ravens	0.563
New England Patriots	0.562
Chicago Bears	0.559
Miami Dolphins	0.553
Minnesota Vikings	0.548

45 SEASONS OF .500-OR-BETTER	35 POSTSEASON APPEARANCES	25 DIVISION TITLES	16 NFL/NFC CHAMPIONSHIP GAME FINALIST	8 NFC CHAMPIONSHIPS	5 SUPER BOWL CHAMPIONSHIPS
1965 1982 2009 1966 1983 2011 1967 1984 2012 1968 1985 2013 1969 1991 2014 1970 1992 2016 1971 1993 2017 1972 1994 2018 1973 1995 2019 1974 1996 2021 1975 1998 2022 1976 1999 1977 2003 1978 2005 1979 2006 1980 2007 1981 2008	1966 1991 1967 1992 1968 1993 1969 1994 1970 1995 1971 1996 1972 1998 1973 1999 1975 2003 1976 2006 1977 2007 1978 2009 1979 2014 1980 2016 1981 2018 1982 2021 1983 2022 1985	1966 1992 1967 1993 1968 1994 1969 1995 1970 1996 1971 1998 1973 2007 1976 2009 1977 2014 1978 2016 1979 2018 1981 2021 1985	1966 1975 1992 1967 1977 1993 1970 1978 1994 1971 1980 1995 1972 1981 1973 1982	1970 1992 1971 1993 1975 1995 1977 1978	1971 1992 1977 1993 1995



★ PRO BOWL COWBOYS ★

Since 2010 Dallas has selected 16 players that have gone on to make at least one Pro Bowl - the most in the NFL over that span (Kansas City, 15; Minnesota, 15). Since 1989 Dallas has sent 56 different players to the Pro Bowl, and of those, Dallas drafted 39. Additionally, Cowboys draft picks have been selected to 84 Pro Bowls since 2002 (28 different players), which is 12 more than any other team over that span (Kansas City, 72):

COWBOYS PRO BOWL DRAFT PICKS SINCE 2002 (BY YEAR DRAFTED)

2002: Roy Williams (5)
2002: Andre Gurode (5)
2003: Terence Newman (2)
2003: Jason Witten (11)
2005: DeMarcus Ware (9 - 7 with Dallas)
2005: Marion Barber (1)
2005: Jay Ratliff (4)
2006: Jason Hatcher (1)
2007: Anthony Spencer (1)
2007: Nick Folk (1)
2008: Mike Jenkins (1)
2008: Martellus Bennett (1 - with Chicago)
2010: Sean Lee (2)
2010: Dez Bryant (3)



2011: Tyron Smith (8)
2011: DeMarco Murray (3 - 2 with Dallas)
2011: Dwayne Harris (1 - with N.Y. Giants)
2013: Travis Frederick (5)
2014: Zack Martin (7)
2014: DeMarcus Lawrence (2)
2015: Byron Jones (1)
2016: Dak Prescott (2)
2016: Ezekiel Elliott (3)
2016: Jaylon Smith (1)
2018: Leighton Vander Esch (1)
2020: CeeDee Lamb (1)
2020: Trevon Diggs (1)
2021: Micah Parsons (1)



112.8

Dak Prescott has been dominant against the blitz in 2022. His 112.8 passer rating against the blitz - five-plus pass rushers - is sixth in the NFL (min. 40 attempts against blitz).

★ QBS MULTIPLE TOUCHDOWNS ★

Dak Prescott had a career-best 11 multi-passing touchdown games in 2021 and has recorded six multi-score games in his last seven contests in 2022. His 50 total games with two-or-more touchdown passes are second in team history:

Multiple Passing Touchdown Games - Dallas Cowboys			
Player	Games	Player	Games
Tony Romo.....	79	Danny White.....	44
Dak Prescott.....	50	Troy Aikman.....	43
Roger Staubach.....	48	Don Meredith.....	41

Prescott also has 29 games with three-or-more touchdown passes in his career - second on the team's all-time three-touchdown games list:

Three Passing Touchdown Games - Dallas Cowboys			
Player	Games	Player	Games
Tony Romo.....	40	Roger Staubach.....	17
Dak Prescott.....	29	Don Meredith.....	14
Danny White.....	20	Troy Aikman.....	10

★ PRESSURE IS PRIVILEGE ★

Dak Prescott attempted 167 passes in the face of increased pressure brought by the blitz in 2021 - and threw 21 touchdowns, most in the league last season. In 2022 Prescott has continued his dominance when opponents bring pressure, as his 112.8 passer rating against the blitz is sixth in the league (min. 40 pass attempts against five-plus pass rushers):

Passer Rating Against the Blitz - 2022 Season Min. 40 Pass Attempts Against Blitz

Player	Att	Comp	Yds	TD	Rating
Andy Dalton, NO.....	84	57	807	8	125.4
Tua Tagovailoa, Mia.....	73	47	706	6	123.4
Patrick Mahomes, KC.....	127	84	1,034	13	122.0
Ryan Tannehill, Ten.....	82	53	780	6	120.0
Jimmy Garoppolo, SF.....	86	59	739	6	113.5
Dak Prescott, Dal.....	75	51	493	6	112.8

★ RAYNEING TOUCHDOWNS... ★

Rayne Dakota Prescott is responsible for 187 combined rushing, passing and receiving touchdowns through his first 94 NFL games, which is fourth in NFL history at the quarterback position:

Combined Touchdowns in a QBs First 94 Career Games

Player	TDs	Player	TDs
Dan Marino.....	210	Brett Favre.....	185
Aaron Rodgers.....	206	Matt Stafford.....	178
Patrick Mahomes.....	197	Daunte Culpepper.....	175
Dak Prescott.....	187	Peyton Manning.....	175
Cam Newton.....	186	Russell Wilson.....	173
Andrew Luck.....	185	Kirk Cousins.....	172

★ FOURTH QUARTER WINS ★

Since taking over as the Dallas Cowboys starting quarterback in 2016, Dak Prescott has engineered his share of fourth quarter wins for the club. Included in his 59 regular season wins as a starter are 18 occasions in which he led the team to victory when the club was tied or trailing in the fourth quarter or overtime. Prescott's 18 wins are the second-most by a Dallas signal caller:

4th Quarter/OT Wins - Cowboys

Quarterback	Wins	Quarterback	Wins
Tony Romo.....	24	Roger Staubach.....	13
Dak Prescott.....	18	Danny White.....	11
Troy Aikman.....	15		

Below is a look at each of Prescott's 18 games in which the game was tied or the team trailed in the fourth quarter to pull out the win and his 4th quarter/OT stats:

Date	Opp	Score	Time Left	Att	Com	Yds	TD	Int	Final Score
9/18/16	@Was	20-23	15:00	7	6	66	0	0	27-23
10/30/16	<i>PHI*</i>	13-23	7:48	20	11	135	2	0	29-23
11/13/16	@Pit	29-30	0:42	11	10	83	0	0	35-30
12/1/16	@Min	7-9	14:11	4	2	26	1	0	17-15
12/18/16	TB	17-20	15:00	6	6	41	0	0	26-20
9/25/17	@Ari	14-14	14:45	3	3	94	1	0	28-17
12/10/17	@NYG	10-10	9:29	6	4	158	2	0	30-10
12/17/17	@Oak	17-17	6:30	6	5	82	0	0	20-17
12/31/17	@Phi	0-0	12:19	9	6	75	1	0	6-0
9/30/18	DET	23-24	2:17	11	7	99	0	0	26-24
11/11/18	@Phi	20-20	7:27	8	7	88	1	0	27-20
11/18/18	@Atl	19-19	1:52	6	4	45	0	0	22-19
12/9/18	<i>PHI*</i>	23-23	1:39	12	11	94	1	0	29-23
12/30/18	@NYG	28-32	3:21	10	5	78	1	0	36-35
9/20/20	Atl	24-36	15:00	21	13	182	1	0	40-39
9/19/21	@LAC	17-17	3:54	8	7	47	0	0	20-17
10/17/21	@NE*	29-29	7:53	5	5	71	1	0	35-29
12/11/22	Hou	20-23	3:20	6	7	79	0	0	27-23

**italics indicate overtime and are reflected in the stats totals*

Amongst all NFL quarterbacks, Prescott is tied for the seventh-most game-winning drives from 2016-22:

Game-Winning Drives - NFL (2016-22)

Player	Drives	Player	Drives
Derek Carr.....	28	Ryan Tannehill.....	19
Kirk Cousins.....	23	Dak Prescott.....	18
Matthew Stafford.....	22	Drew Brees.....	18
Russell Wilson.....	21	Aaron Rodgers.....	17
Ben Roethlisberger.....	20	Tom Brady.....	17

**Game Winning Drive = Fourth quarter drive that puts team ahead for the final time*

**4th Quarter Comeback = Offense overcomes a deficit to win the game*

Since 2016, Prescott is responsible for 23 total touchdowns (20 passing, three rushing) when the game is within seven points in the fourth quarter or overtime, tied for 10th in the NFL over that span:

4th Qtr & OT TDs, +/- 7 Points - NFL, 2016-22

Player	Total TDs	Player	Total TDs
Derek Carr.....	34	Ben Roethlisberger.....	25
Matt Ryan.....	32	Matt Stafford.....	24
Russell Wilson.....	32	Ryan Tannehill.....	24
Kirk Cousins.....	31	Dak Prescott.....	23
Aaron Rodgers.....	28	Drew Brees.....	23
Tom Brady.....	26	Patrick Mahomes.....	21

Additionally, Prescott is 23-for-27 on pass attempts in overtime in his career, which at 85.2% is the second-highest completion percentage in overtime of any quarterback since 1991 (min. 20 pass attempts), trailing only Boomer Esiason (87.0%).

★ DAK'S RECORD WHEN... ★

Since taking over as Dallas' starting quarterback in 2016, Dak Prescott has compiled a 59-35 regular season record in 94 career starts, and he is 1-2 in the postseason. Below is a look at Prescott's record under several different circumstances:

	Regular	Post
Playing at home:	34-15	1-2
Playing on the road:	25-20	0-1
Playing indoors:	31-14	1-2
Playing outdoors:	28-21	0-1
Playing against the NFC East:.....	26-6	
Playing against the NFC (non-NFC East): ..	21-16	1-3
Playing against the AFC:	12-13	
Playing on Thursday:.....	7-5	
Playing on Saturday.....	1-0	1-1
Playing on Sunday:.....	45-28	0-2
Playing on Sunday night.....	10-7	
Playing on Monday night:	4-1	
Playing on artificial turf:	45-25	1-2
Playing on natural grass:	14-10	0-1
Offense totals over 400 yards:	37-11	0-1
Throws for over 300 yards:	12-8	0-1
Throws for 200-299 yards:	36-17	1-2
Attempts more than 30 passes.....	30-30	1-3
Throws only one touchdown:	17-6	1-2
Throws more than one touchdown:	35-15	0-1
Completes 65.0%-or-more of his passes:.....	42-13	1-2
Averages more than 7.0 yards-per-attempt.....	47-11	0-2
Has more than one Big Play (25+) passing.....	32-13	1-1
Throws no interceptions:	41-11	0-1
Throws one interception:	13-12	1-2
Throws more than one interception:	5-12	
Records at least 100.0 passer rating:	42-7	0-1
Commits no turnovers.....	34-7	0-1
Against teams with winning record:	18-17	1-3
Against teams with .500 record:	12-9	
Against teams with losing record:	29-8	
Has at least one rush attempt.....	54-28	1-3
Has five-or-more rush attempts	21-7	1-0
Sacked one time-or-less:	33-10	1-1
Sacked more than once:	26-25	0-2
September:	12-9	
October:	14-7	
November:	15-11	
December:	17-6	
January:.....	1-2	1-3

Team-by-team			
Team	W	L	Pct
Arizona.....	1	1	.500
Atlanta.....	3	1	.750
Baltimore.....	1	0	1.000
Buffalo.....	0	1	.000
Carolina.....	1	1	.500
Chicago.....	2	1	.667
Cincinnati.....	1	0	1.000
Cleveland.....	1	1	.500
Denver.....	0	2	.000
Detroit.....	4	0	1.000
Green Bay.....	1	3	.250
Houston.....	1	1	.500
Indianapolis.....	1	1	.500
Jacksonville.....	1	1	.500
Kansas City.....	1	1	.500
LA Chargers.....	1	1	.500
LA Rams.....	1	2	.333
Las Vegas.....	1	1	.500
Team	W	L	Pct
Miami.....	1	0	1.000
Minnesota.....	2	1	.667
New England.....	1	1	.500
New Orleans.....	2	1	.667
N.Y. Giants.....	10	2	.833
N.Y. Jets.....	0	1	.000
Philadelphia.....	7	3	.700
Pittsburgh.....	1	0	1.000
San Francisco.....	2	0	1.000
Seattle.....	0	3	.000
Tampa Bay.....	2	2	.500
Tennessee.....	0	1	.000
Washington.....	9	1	.900
Postseason			
Green Bay.....	0	1	.000
L.A. Rams.....	0	1	.000
San Francisco.....	0	1	.000
Seattle.....	1	0	1.000

★ DAK TO THE FUTURE ★

Midway through his seventh pro season, Dak Prescott ranks first in completion percentage (66.7%), third in completions (2,115), attempts (3,170), passing yards (24,186) and passing touchdowns (160) and fifth in wins (59) in regular season team history:

Dallas Cowboys All-Time QB Chart

WINS AS STARTER

Troy Aikman	94
Roger Staubach	85
Tony Romo	78
Danny White	62
Dak Prescott	59

PASSING YARDS

Tony Romo	34,183
Troy Aikman.....	32,942
Dak Prescott.....	24,186
Roger Staubach.....	22,700
Danny White	21,959

ATTEMPTS

Troy Aikman	4,715
Tony Romo	4,335
Dak Prescott	3,170
Roger Staubach	2,958
Danny White.....	2,950

PASSING TOUCHDOWNS

Tony Romo	247
Troy Aikman.....	165
Dak Prescott.....	160
Danny White	155
Roger Staubach.....	153

COMPLETIONS

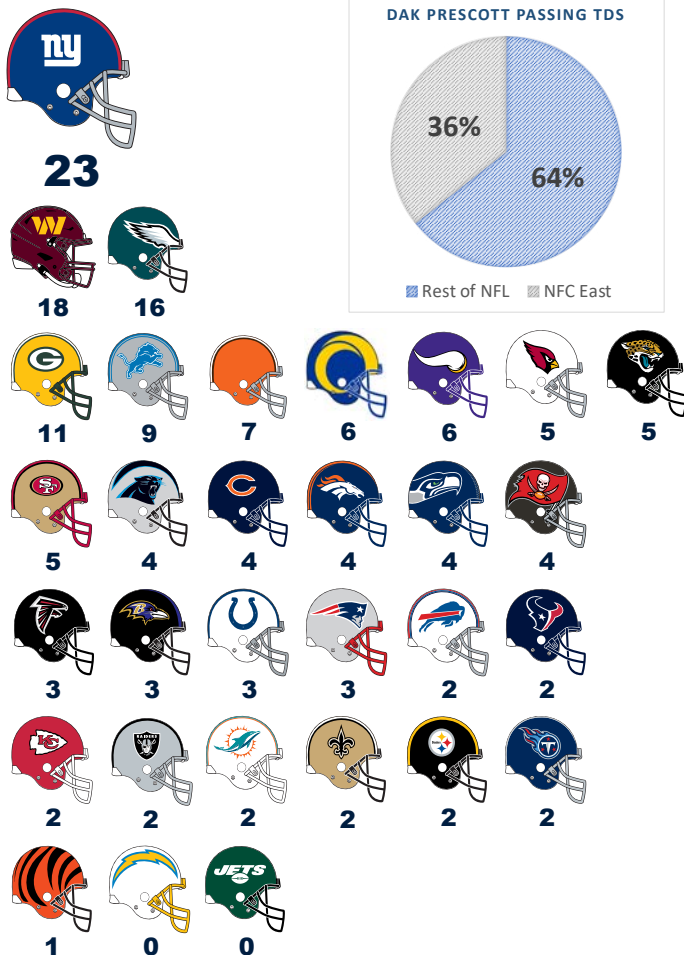
Troy Aikman	2,898
Tony Romo	2,829
Dak Prescott	2,115
Danny White	1,761
Roger Staubach	1,685

COMPLETION PCT

Dak Prescott	66.7%
Tony Romo	65.3%
Troy Aikman	61.5%
Danny White	59.7%
Roger Staubach	57.0%

★ PRESCOTT TDs BY TEAM ★

Dak Prescott has thrown a touchdown pass against 29 of the other 31 NFL teams in the regular season. Below is a team-by-team breakdown of his touchdowns through the air:



★ RAYNE MAN ★

Dak Prescott has proven to be a threat with his feet during his career, ranking first in franchise history in rushing scores (26) and second in rushing yards (1,554) and carries (332) among Cowboys quarterbacks all-time:

Prescott's 26 rushing scores since his rookie season are tied for third by any NFL quarterback from 2016-22:

QB Rush TDs - 2016-22	
Player	Rush TDs
Josh Allen, Buf.....	37
Cam Newton, Car/NE.....	32
Dak Prescott, Dal.....	26
Jalen Hurts, Phi.....	26
Lamar Jackson, Bal.....	24
Kyler Murray, Ari.....	23

Prescott has set various rushing records by a Cowboys QB:

Dak Prescott QB Rushing Records		
Team Record Set	Total	Year
Rush Yards by a QB, Single Season.....	357	2017
Rush TDs by a QB, Single Season.....	6	2016,18
Rush TDs by a QB, Career.....	26	2016-22
Rush Atts by a QB, Single Season.....	75	2018
Rush Atts by a Rookie QB, Single Season.....	57	2016
Longest Rush by a QB.....	42	2019
Rush TDs, Single Game.....	3	2020
Rush Attempts, Single Game.....	11	2018

★ FOUR STAR RATING ★

Dak Prescott reached 1,500 pass attempts in the first week of 2019, qualifying him for the all-time NFL passing record books. Prescott ranks seventh in NFL annals in QB Rating, edging out Tony Romo (97.1) as the highest-rated passer in Cowboys history:

All-Time NFL Quarterback Rating

Player	Att	Cmp	Pct	Yds	TD	Int	TD/INT	
							Ratio	Rate
Patrick Mahomes.....	2,897	1,922	66.3	23,487	186	48	3.88	105.6
Aaron Rodgers ..	7,571	4,945	65.3	58,453	472	103	4.58	103.8
Deshawn Watson ...	1,840	1,242	67.5	15,107	106	38	2.79	103.1
Russell Wilson ...	5,129	3,317	64.7	39,864	303	93	3.26	100.5
Jimmy Garoppolo ..	1,726	1,167	67.6	14,289	87	42	2.07	99.6
Drew Brees.....	10,551	7,142	67.7	80,358	571	243	2.35	98.7
Dak Prescott.....	3,170	2,115	66.7	24,186	160	61	2.62	98.3
Kirk Cousins	4,767	3,180	66.7	36,411	247	102	2.42	97.9
Tom Brady	11,940	7,674	64.3	88,417	644	210	3.07	97.1
Tony Romo	4,335	2,829	65.3	34,183	248	117	3.11	97.1

★ YOU COMPLETE ME ★

After finishing fourth in the NFL last season with a 68.8 completion percentage, Dak Prescott has continued to showcase his efficiency despite a thumb injury that he suffered early in 2022. Prescott is fourth in the league with a 68.0% completion rate in 2022:

NFL Completion Percentage Leaders

Min. 200 Total Pass Attempts			
Player	Comp	Att	Comp%
Geno Smith, Sea.....	337	472	71.4%
Joe Burrow, Cin.....	349	512	68.2%
Matthew Stafford, LAR.....	206	303	68.0%
Dak Prescott, Dal.....	191	281	68.0%
Justin Herbert, LAC.....	407	603	67.5%
Patrick Mahomes, KC.....	372	552	67.4%
Jalen Hurts, Phi.....	286	425	67.3%
Jimmy Garoppolo, SF.....	207	308	67.2%
Matt Ryan, Ind.....	309	461	67.0%
Andy Dalton, NO.....	211	316	66.8%

★ QB RATINGS AT 100.0 ★

Dak Prescott established the most games with a 100.0 passer rating by a quarterback in a season in team history with 11 in 2016. Prescott has five games with a 100.0 rating in 2022, and his 49 games with at least a 100.0 rating are second in team history:

Career 100.0 QB Rating Games - Cowboys History

Player	Games	Player	Games
Tony Romo.....	67	Roger Staubach.....	37
Dak Prescott.....	49	Danny White.....	33
Troy Aikman.....	44	Craig Morton.....	24

Prescott's 49 games with at least a 100.0 rating from 2016-22 trail only Russell Wilson (2012-18) for the most 100.0 rating games by a quarterback in his first seven seasons in NFL history:

100.0 QB Rating Games - First Seven Seasons

Player	Games	Seasons
Russell Wilson.....	56	2012-18
Dak Prescott.....	49	2016-22
Patrick Mahomes.....	44	2018-22
Matt Ryan.....	43	2008-14
Andy Dalton.....	42	2011-17
Ben Roethlisberger.....	42	2004-10

Since 2016, Prescott has recorded 30 games with a 100.0 passer rating at AT&T Stadium - the most by any quarterback in his home venue during that span:

Player	100.0 Rtg Games	W/L	Win%
Dak Prescott.....	30	25-5	.833
Tom Brady.....	27	25-2	.926
Aaron Rodgers.....	27	26-1	.963
Russell Wilson.....	27	20-7	.741
Drew Brees.....	26	21-5	.808

★ ZERO TO 400, REAL QUICK ★

Dak Prescott has nine career 400-yard games, a franchise record and tied with Patrick Mahomes for the most by any passer since 2016:

Player	400-Yd Games
Dak Prescott.....	9
Patrick Mahomes.....	9
Kirk Cousins.....	7
Tom Brady.....	6

Prescott's nine 400-yard games are also tied for the second-most by any passer in the first seven seasons of a career:

Player	Seasons	400-Yd Games
Dan Marino.....	1984-89	10
Dak Prescott.....	2016-22	9
Patrick Mahomes.....	2018-22	9
Matthew Stafford.....	2009-15	7

Dak Prescott Career 400-Yard Games

Opp, Date	Att	Com	Yards	W/L
vs. Cle, 10/4/20.....	58	41	502	L
at Sea, 9/27/20.....	57	37	472	L
vs. GB, 10/6/19.....	44	27	463	L
vs. Phi, 12/9/18.....	54	42	455	W
vs. Atl, 9/20/20.....	47	34	450	W
at NE, 10/17/21.....	51	31	445	W
at Det, 11/17/19.....	46	29	444	W
vs. NYG, 9/8/19.....	32	25	405	W
at TB, 9/9/21.....	58	42	403	L

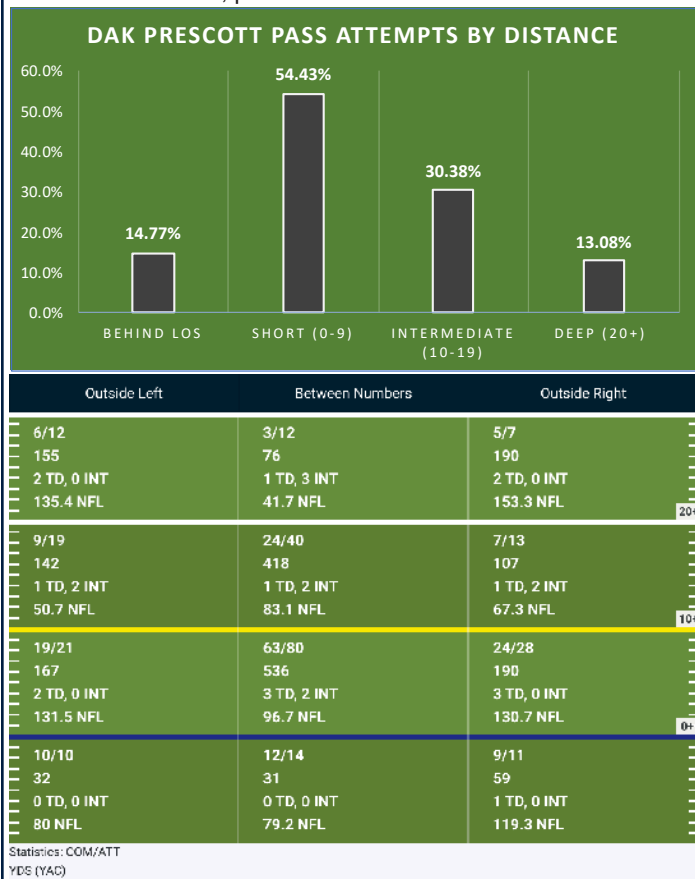
Prescott is the only quarterback in Cowboys history to pass for 400 yards in consecutive games, and his three-game streak is tied with Ryan Fitzpatrick (2018) for the longest streak in NFL history.

Prescott set an NFL record by passing for at least 450 yards in three straight games (vs. Atl, 9/20/20 - vs. Cle, 10/4/20), surpassing Jameis Winston (two game streak in 2019):

Prescott's 1,424 yards over the three-game stretch (vs. Atl, 9/20/20 - vs. Cle, 10/4/20) are the most by any NFL quarterback over a three-game stretch in league history.

★ PASSING DEPTH CHART ★

Below is a chart detailing Dak Prescott's attempts by distance for the 2022 season, per *Pro Football Focus*:



★ GUN OR CENTER? ★

In his seventh season as the Dallas Cowboys quarterback, Dak Prescott has lined up in the shotgun on 79.6% of his dropbacks. He has a career passer rating of 96.0 when lining up in the gun, compared to a 107.0 rating when under center. Below are his career stats when lining up under center and in shotgun:

Dak Prescott Gun vs. Center - 2016-22

Shotgun	Under Center
Attempts: 2,517	Attempts: 653
Completions: 1,651	Completions: 464
Completion Pct: 65.6%	Completion Pct: 71.1%
Passing Yards: 18,543	Passing Yards: 5,643
TD: 126	TD: 34
INT: 49	INT: 12
Passer Rating: 96.0	Passer Rating: 107.0

★ AIR IT OUT ★

Dak Prescott has been aggressive in his decision making in 2022, pushing the ball downfield in an effort to pick up chunk plays for the offense. Prescott is averaging 8.13 air yards-per-attempt in 2022, the 11th-highest mark in the NFL this season and the highest in his career since 2019. Below is a year-by-year breakdown of Prescott's air yards-per-attempt:

Dak Prescott Air Yards-Per-Attempt, Career Breakdown

Year	Att	Air Yds	AY/Att
2016	459	3,743	8.15
2017	490	3,950	8.06
2018	526	3,973	7.55
2019	596	5,587	9.37
2020 (five games)	222	1,762	7.94
2021	596	4,629	7.77
2022	281	2,284	8.13

★ THIRD DOWN DARLING ★

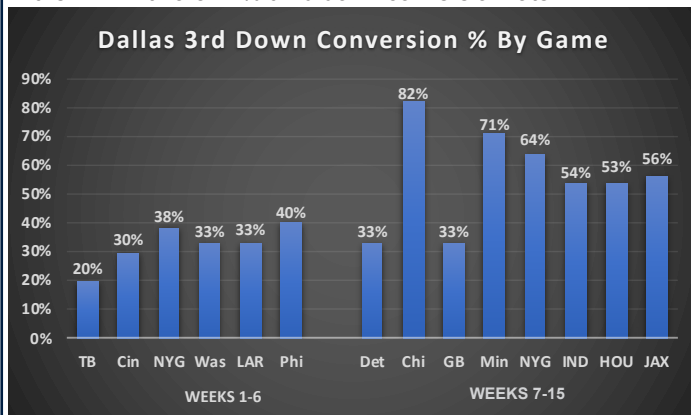
Dak Prescott's ability to make the play that extends the drive on third down should not be overlooked, as he has posted a first down on 41-of-84 third down chances in 2022 - third-highest third down conversion rate among quarterbacks (min. 50 third down chances):

Third Down Conversion Rate - 2022 NFL QBs

Player	Att.	Conv.	1stD Pct
Patrick Mahomes, KC...	141	76	53.9%
Josh Allen, Buf.....	148	73	49.3%
Dak Prescott, Dal.....	84	41	48.8%
Jimmy Garoppolo, SF..	103	48	46.6%
Joe Burrow, Cin.....	155	72	46.5%

Third down chances include passing attempts, quarterback rushing attempts and sacks on third down plays this season.

Since Prescott returned from a thumb injury in Week 7, the Cowboys are leading the NFL in third down offense, converting 56.1% of their third down chances. In Weeks 1-6, Dallas was 29th in the NFL with a 32.1% third down conversion rate.



Dallas has converted at least 50.0% of its third downs in each of the last five games, the first time that the Cowboys went five straight games with a 50.0% conversion rate-or-better since 2008 (at Cle, 9/7 - vs. Cin, - 10/5).

Below is a breakdown of the Cowboys third down conversions by distance in 2022:

3rd & Short (<4 Yds)	3rd & Med (4-6 Yds)	3rd & Long (>6 Yds)	3rd & 10+
46-67 (68.7%)	14-36 (38.9%)	25-82 (30.5%)	11-45 (24.4%)
Rank: 4th	Rank: 25th	Rank: 6th	Rank: 7th

★ PASS PROTECTION ★

The Cowboys started 2022 first round draft pick Tyler Smith at left tackle in their season opener against the Tampa Bay Buccaneers due to an injury to Tyron Smith in training camp. Tyler Smith became the first Cowboys rookie to start at left tackle in the season opener.

Overall, the Dallas offensive line has been blitzed on 29.8% of its passing plays, the eighth-highest rate in the league. Despite the amount of pressure, the Cowboys are tied for a league low 19 allowed sacks this season. Additionally, the Cowboys have only allowed 152 pressures, the eighth-fewest in the NFL per PFF:

Least Pressures Allowed, per PFF - 2022

Team	PrsrAllwd	Team	PrsrAllwd
Carolina.....	120	New Orleans.....	144
Tampa Bay.....	128	San Francisco.....	144
Atlanta.....	132	Dallas.....	152
Green Bay.....	133	Philadelphia.....	153
New England.....	140	Cincinnati.....	156

The Cowboys are tied for a league low 19 allowed sacks on 470 dropbacks this season, a 4.1% sack rate that is fourth in the league:

Lowest Sack Rates - 2022

Team	Sack %	Team	Sack %
Tampa Bay.....	3.0%	Dallas.....	4.1%
Detroit.....	3.8%	Jacksonville.....	4.5%
Kansas City.....	4.0%	Las Vegas.....	5.1%

★ TIGHT WINDOW THROWS ★

Dak Prescott ranked fifth in the NFL in 2021 with 92 tight window throws (throws with less than one yard of separation from nearest defender) and completed 34.8% of those passes. In 2022, Prescott has completed 22-of-56 tight window throws, a 39.3% tight window completion rate that is fourth in the NFL. Below are Prescott's tight window throws by season:

Season	Tight Wndw Throws	Tight Wndw Comp	Tight Wndw Comp%
2022.....	56	22	39.3%
2021.....	92	32	34.8%
2020.....	34	12	35.3%
2019.....	106	42	39.6%
2018.....	92	36	39.1%
2017.....	93	41	44.1%
2016.....	96	41	42.7%

★ MOVING UP THE CHARTS ★

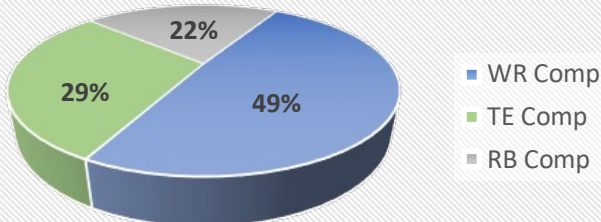
Dak Prescott has 20 games with at least 300 yards through the air - second in Cowboys history:

Player	Games
Tony Romo	46
Dak Prescott	20
Troy Aikman	13
Danny White.....	10
Don Meredith.....	7

★ PASS DISTRIBUTION ★

Dak Prescott has completed 191-of-281 passes in 2022, with 85 to WRs, 50 to TEs and 33 to RBs:

Dak Prescott 2022 Completions by Position



★ HOME SWEET HOME ★

Dak Prescott has a 34-15 regular season record as the starting quarterback when he plays at home in the confines of AT&T Stadium:

Prescott Home Stadium Stats by Season

Season	W-L	Att	Comp	Yards	Pct	TD	INT
2016.....	7-1	248	172	1,976	69.4	11	1
2017.....	3-5	258	160	1,627	62.0	11	9
2018.....	7-1	248	179	1,995	72.2	14	3
2019.....	5-3	286	190	2,620	66.4	20	7
2020.....	2-1	126	89	1,118	70.6	5	2
2021.....	5-3	274	184	2,187	67.2	23	2
2022.....	5-1	119	180	1,306	66.1	9	7
Totals	34-15	1,620	1,093	12,829	67.5	93	31

Prescott's 34 wins at home since the start of 2016 are fourth in the league:

Player	Wins	Player	Wins
Aaron Rodgers	40	Dak Prescott	34
Tom Brady	40	Russell Wilson.....	32
Kirk Cousins	35		

★ QB WINS ★

Now in his seventh season as the starting quarterback of the Dallas Cowboys, Dak Prescott has proven to be a winner, as his 59 victories rank fifth in team history. His 13 wins in 2016 were the most by a rookie quarterback in NFL history, and his 59 career wins are tied for the fifth-most among quarterbacks from 2016-22:

Wins by Starting NFL QB - 2016-22

Player	W	L	T	Win%
Tom Brady, NE/TB	77	30	0	.720
Aaron Rodgers, GB	65	35	1	.649
Patrick Mahomes, KC	61	16	0	.792
Russell Wilson, Sea/Den	61	44	1	.580
Dak Prescott, Dal	59	35	0	.628
Kirk Cousins, Was/Min.....	59	48	2	.550

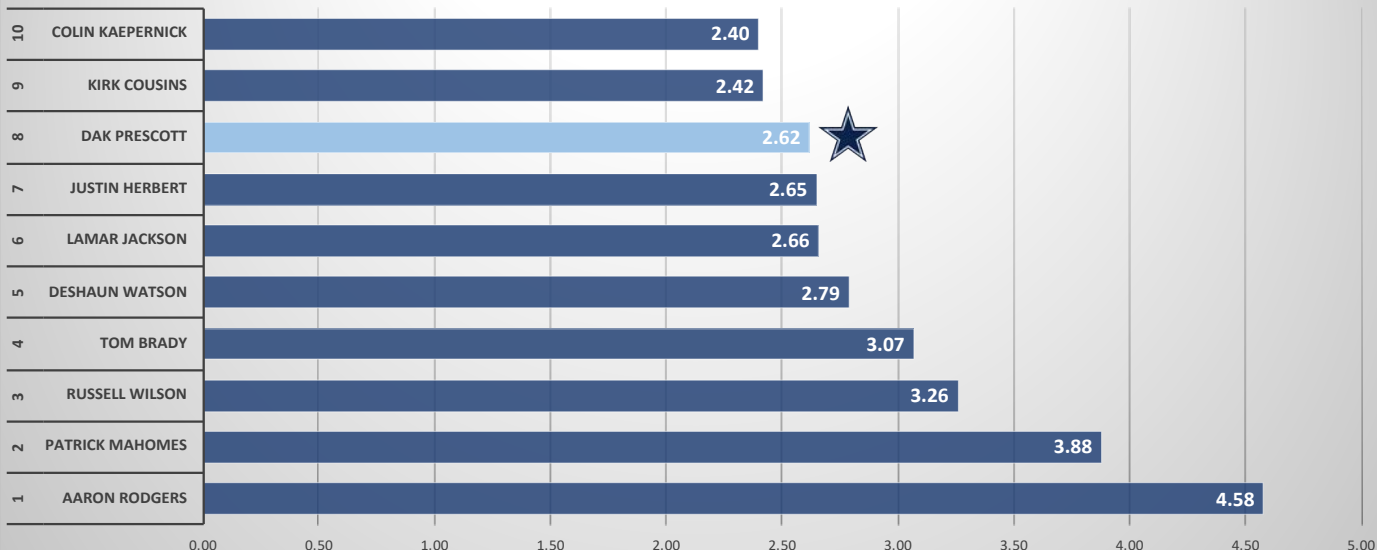
Since 2016, Prescott has the second-most wins against his division, going 26-6 in games he has started against the NFC East:

Player	Wins	Player	Wins
Tom Brady, NE/TB	29	Patrick Mahomes, KC.....	25
Dak Prescott, Dal	26	Aaron Rodgers, GB	24

★ TOUCHDOWN-TO-INTERCEPTION RATIO ★

Dak Prescott has shown prolific decision making in his career, throwing only 61 interceptions against 160 touchdown passes. Prescott also knows when to tuck the ball and attack with his legs, scoring an additional 26 touchdowns on the ground in his six-plus NFL seasons. Among all qualifying quarterbacks (1,500 pass attempts), Prescott ranks seventh all-time with a 2.62 touchdown/interception ratio:

HIGHEST TD/INT RATIO IN NFL HISTORY





210

Since being drafted fourth overall in 2016, Ezekiel Elliott has produced 210 big play runs (10-plus yards), which are the most by any running back in that span.

★ HUNGRY? GRAB SCRIMMAGE YARDS ★

Ezekiel Elliott ranked ninth among running backs in the NFL with 1,289 scrimmage yards in 2021 and currently has 860 scrimmage yards in 2022.

In the Week 6 matchup at Philadelphia (10/16), Elliott surpassed 10,000 career scrimmage yards and became the third Cowboys running back to reach 10,000 scrimmage yards, joining Emmitt Smith (20,174) and Tony Dorsett (15,648):

Most Scrimmage Yards All-Time, Cowboys RBs

Player	Scrm. Yds	Player	Scrm. Yds
Emmitt Smith	20,174	Don Perkins	7,572
Tony Dorsett	15,468	Calvin Hill	6,368
Ezekiel Elliott	10,490	Herschel Walker	6,047

Last year marked Elliott's sixth-consecutive season with at least 1,000 scrimmage yards, which is the second-longest streak in Cowboys history (Emmitt Smith, 13 seasons), and tied for the second-longest active streak by any player in the NFL.

Most Seasons with 1,000 Scrimmage Yards, Cowboys History

Player	1,000-Yd Yrs	Player	1,000-Yd Yrs
Emmitt Smith	13	Michael Irvin	7
Tony Dorsett	9	Ezekiel Elliott	6

Active Players with 1,000 Scrimmage Yard Streaks

Player	Seasons
Mike Evans, TB	8 (2014-21)
Ezekiel Elliott, Dal	6 (2016-21)
Travis Kelce, KC	6 (2016-21)
Alvin Kamara, NO	5 (2017-21)

Elliott joined LaDainian Tomlinson as the only two players to begin a career with six consecutive seasons of 1,250 scrimmage yards and six touchdowns after posting 1,289 yards and 12 touchdowns in 2021.

★ THE BOOK OF EZEKIEL ★

For only the second time in franchise history, the Dallas Cowboys used a top-five pick on a running back when they chose Ezekiel Elliott out of Ohio State with the fourth overall selection in the 2016 NFL Draft. Dallas selected Tony Dorsett with the second pick in the 1977 NFL Draft.

In his first season, Elliott had seven 100-yard rushing games - most by a Cowboys rookie all-time and tied for the NFL lead in 2016. He owns 30 for his career to rank third all-time in team history.

Dallas is 26-4 when Elliott tops 100 yards on the ground:

Ezekiel Elliott 100-yard Rushing Games (30 total)

Yds	Opp	W/L	Date	Yds	Opp	W/L	Date
159	TB	W	12/18/16	121	WAS	W	11/22/18
157	@GB	W	10/16/16	117	LAR	W	12/15/19
152	DET	W	9/30/18	116	GB	L	10/8/17
151	@Phi	W	11/11/18	114	@Pit	W	11/13/16
150	@Was	W	10/29/17	113	PHI	W	12/9/18
147	@SF	W	10/22/17	111	@Was	W	9/15/19
143	Car	W	10/3/21	111	PHI	W	10/20/19
140	CHI	W	9/25/16	110	NYG	W	10/10/21
139	@NYG	W	11/4/19	107	@NYG	L	12/11/16
138	@SF	W	10/2/16	105	PHI	W	12/27/20
134	CIN	W	10/9/16	105	@NYJ	L	10/13/19
127	@Sea	L	9/23/18	104	NYG	W	9/10/17
125	MIA	W	9/22/19	106	JAX	W	10/14/18
122	@Atl	W	11/18/18	103	@Phi	W	12/31/17
122	WAS	W	12/29/19	103	@Min	W	11/22/20

Career 100-Yard Rushing Games, Cowboys History

Player	Games
Emmitt Smith	76
Tony Dorsett	43
Ezekiel Elliott	30

Elliott has 41 career games with 20-plus carries. Dallas is 31-10 during those contests. Since 2020, Elliott has recorded 25 games with 15-or-more carries, with the Cowboys going 21-5 in those contests:

Ezekiel Elliott 15-plus Carry Games - 2020-22

Opp	Date	Att	Yds	W/L	Opp	Date	Att	Yds	W/L
@LAR	9/13/20	22	96	L	@Min	10/31/21	16	50	W
Atl	9/20/20	22	89	W	@NYG	12/19/21	16	52	W
NYG	10/11/20	19	91	W	@Phi	1/8/22	18	87	W
@Phi	11/1/20	19	63	L	Cin	9/18/22	15	53	W
Pit	11/8/20	18	51	L	@NYG	9/26/22	15	73	W
@Min	11/22/20	21	103	W	Was	10/2/22	19	49	W
@Bal	12/8/20	18	77	L	@LAR	10/9/22	22	78	W
Phi	12/27/20	19	105	W	Det	10/23/22	15	57	W
@LAC	9/19/21	16	71	W	@Min	11/20/22	15	42	W
Phi	9/27/21	17	95	W	NYG	11/24/22	16	92	W
Car	10/3/21	20	143	W	Ind	12/4/22	17	77	W
NYG	10/10/21	21	110	W	Hou	12/11/22	15	62	W
@NE	10/17/21	17	69	W	@Jax	12/18/22	16	58	L

★ COMPLETE BACK ★

Ezekiel Elliott plays an integral part in protecting the quarterback in Dallas' passing attack, picking up blitzers and helping combat opposing rushers. Since 2018, he has finished in the top-10 in pass block snaps among running backs and has allowed a pressure on very few of those block attempts, posting efficiency numbers above 90.0% every year of his career, per PFF:

Year	Pass Blk Snps	Eff%	Year	Pass Blk Snps	Eff%
2022	39 (t-28th)	97.1%	2018	88 (5th)	95.2%
2021	73 (8th)	92.2%	2017	43 (23rd)	94.7%
2020	99 (1st)	94.0%	2016	60 (20th)	95.5%
2019	106 (2nd)	93.7%			

10

Ezekiel Elliott has 10 rushing touchdowns this season, his fourth career season with 10-plus rushing touchdowns (2016, 2019, 2021 and 2022), the second-most seasons with 10-or-more rushing touchdowns in franchise history behind Emmitt Smith (eight seasons).

★ YARDS AFTER CONTACT ★

Dallas rushers have punished opposing defenses after initial contact in 2022. The Cowboys have totaled 1,393 yards after contact this season, good for fourth in the NFL:

Team Rushing Yards After Contact - NFL 2022

Team	YAC	Team	YAC
Chicago	1,749	Tennessee	1,329
Atlanta	1,451	Philadelphia	1,261
Cleveland	1,449	N.Y. Giants	1,210
Dallas	1,393	Washington	1,189
Baltimore	1,355	Las Vegas	1,174

Known mostly for his explosive play style, Tony Pollard has also shown to be a tough back to bring down, as his 3.95 yards after contact-per-rush rank second, per *PFF* (min. 100 carries):

Yards After Contact Per Attempt - NFL 2022

Player	min. 100 carries	YAC/Att	Player	YAC/Att
Khalil Herbert, Chi	3.98		Josh Jacobs, LV	3.61
Tony Pollard, Dal	3.95		Raheem Mostert, Mia	3.54
Rhamondre Stevenson, NE	3.93		Tyler Allgeier, Atl	3.52
Derrick Henry, Ten	3.65		Nick Chubb, Cle	3.49



30t

Tony Pollard has rushed for three 30-yard touchdowns this season, tied for the most rushing touchdowns from 30 yards-or-more in a season in Cowboys history.

★ BIG PLAY TONY ★

Tony Pollard recorded a 57-yard touchdown run at the LA Rams (10/9) just three weeks before outrunning the Chicago Bears defense for a 54-yard touchdown (10/30). Pollard is no stranger to explosive plays, especially on the ground. Since 2020, he has tallied five touchdown runs of 40-plus yards, tied for the most in the NFL in that span:

Most 40-Plus Yard Rushing TDs - 2020-22

Player	40-Yd TD	Player	40-Yd TD
Tony Pollard, Dal	5	Melvin Gordon, Den	3
Jonathan Taylor, Ind	5	Rashaad Penny, Sea	3
Nick Chubb, Cle	4	Miles Sanders, Phi	3
Derrick Henry, Ten	4	Justin Fields, Chi	3
Dalvin Cook, Min	3		

Pollard is also one-of-six players with three-or-more 50-yard rushes in the last two seasons:

Most 50-Yard Rushes - 2021-22

Player	50-Yd Rush	Player	50-Yd Rush
Jonathan Taylor, Ind	4	D'Andre Swift, Det	3
Derrick Henry, Ten	4	Dalvin Cook, Min	3
Tony Pollard, Dal	3	Justin Fields, Chi	3

★ COMPLETE BACK PART 2 ★

Along with his counterpart Ezekiel Elliott, Tony Pollard is asked to play a pivotal role in pass protection, picking up blitzers and helping combat opposing rushers. Pollard has improved each season as his workload as a pass protector increases. Below is Pollard's career pass blocking breakdown, per *PFF*:

Year	Pass Blk Snps	Eff%	Year	Pass Blk Snps	Eff%
2022	54 (t-12th)	94.2%	2020	39 (t-40th)	94.7%
2021	39 (47th)	87.5%	2019	9 (t-99th)	87.5%

★ BIG-PLAY RUNS ★

The Cowboys have been effective in the run game this season, ranking seventh in rushing yards-per-game (144.5). A large part of Dallas' rushing attack is due to its ability to rattle off big plays. The Cowboys have rattled off 57 runs of 10 yards-or-more, good for seventh in the NFL:

Most Big Play Runs (10-Plus Yds) - NFL 2022

Team	10+ Runs	Player	10+ Runs
Baltimore	74	Atlanta	59
Chicago	72	N.Y. Giants	59
Philadelphia	67	Dallas	57
Cleveland	66	Buffalo	51

★ DOUBLE TROUBLE ★

Tony Pollard complements Ezekiel Elliott as a second option in the Cowboys backfield. Pollard has seven games with 100 scrimmage yards in 2022 and 12 for his career:

Tony Pollard Career 100-Yard Scrimmage Games

Opp, Date	Rush Yds	Rec Yds	Tot Yds
at Min, 11/20/22	80	109	189
vs. Chi, 10/30/22	131	16	147
vs. LAR, 12/15/19	131	12	143
at LAC, 9/19/21	109	31	140
vs. SF, 12/20/20	69	63	132
vs. Mia, 9/22/19	103	25	128
at GB, 11/13/22	115	13	128
vs. Det, 10/23/22	83	26	109
vs. Ind, 12/4/22	91	15	106
at Jax, 12/18/22	75	31	106
at NYG, 9/26/22	105	0	105
vs. NYG, 10/10/21	75	28	103

Pollard is the first Cowboy with seven games of 100-plus scrimmage yards in a season since Ezekiel Elliott had nine in 2019.

After finishing second among running backs in rushing average (5.53) in 2021, Pollard has continued his efficiency on the ground in 2022. Pollard is second among running backs with 5.47 yards-per-carry:

Highest Rushing Average Among RBs - 2022

Player, Team	Att	Yds	Avg.
Khalil Herbert, Chi	108	643	5.95
Tony Pollard, Dal	177	969	5.47
Jeff Wilson Jr., SF/Mia	136	706	5.19
Aaron Jones, GB	181	937	5.18

Pollard has the second-highest rushing average among running backs in the last two seasons:

Highest Rushing Average Among RBs - 2021-22

Player, Team	min. 100 carries	Att	Yds	Avg.
Rashaad Penny, Sea		176	1,095	6.22
Tony Pollard, Dal	307	1,688	5.50	
D'Ernest Johnson, Cle		104	551	5.30
Miles Sanders, Phi		352	1,864	5.30
Nick Chubb, Cle		480	2,511	5.23



37

CeeDee Lamb has caught 37 passes of 15-plus yards in 2022, good for third in the NFL.

★ NO SILENCING THIS LAMB ★

CeeDee Lamb started his Cowboys career loudly, passing Bob Hayes (46) and establishing a franchise record for the most receptions by a Cowboys rookie (74). He continued to make noise in 2021, and combined with his 81 receptions in 2022, Lamb's 234 receptions are the most by a Cowboy in his first 46 career games.

Most Receptions by a Cowboy in First 46 Games

Player	Seasons	Rec
CeeDee Lamb	2020-22	234
Dez Bryant.....	2010-12	217
Herschel Walker.....	1986-88	195
Jason Witten.....	2003-05	184

In 2022 against Houston (12/11), Lamb exceeded 1,000 scrimmage yards on the season, his third consecutive season with 1,000 scrimmage yards. Lamb is one-of-five Cowboys players - and the only wide receiver - in franchise history to start a career with three consecutive 1,000-scrimmage yard seasons:

Player 1,000-Scrm. Yd Seasons to Begin Career

Emmitt Smith.....	13 Seasons (1990-2002)
Ezekiel Elliott*.....	6 Seasons (2016-21)
Tony Dorsett.....	5 Seasons (1977-81)
Herschel Walker.....	3 Seasons (1986-88)
CeeDee Lamb*	3 Seasons (2020-22)

*streak is active

★ CEEDEE'S BIG PLAYS ★

CeeDee Lamb has caught 21 passes of 20-plus yards in 2022, good for third in the NFL:

20-Plus Yard Reception Leaders - NFL 2022

Player	Rec	Player	Rec
Justin Jefferson, Min.....	26	Jaylen Waddle, Mia.....	18
Tyreek Hill, Mia.....	24	Travis Kelce, KC.....	16
CeeDee Lamb, Dal.....	21	Stefon Diggs, Buf.....	16
Davante Adams, LV.....	20	Christian Kirk, Jac.....	16
A.J. Brown, Phi.....	19	Mike Evans, TB.....	16

★ CEEDEE'S BREAKDOWN ★

Below is a chart detailing CeeDee Lamb's receptions in 2022, Pro Football Focus:

Outside Left	Between Numbers	Outside Right
4/7 (1) 93.8 105 (19) 1 TD, 1 INT 101.8 NFL	4/9 (0) 93.9 100 (7) 2 TD, 3 INT 85.4 NFL	0/0 (0) 92.3 0 (0) 0 TD, 0 INT 20+
5/7 (1) 94.1 92 (19) 0 TD, 0 INT 113.7 NFL	13/18 (0) 97.4 234 (51) 0 TD, 0 INT 114.4 NFL	5/10 (0) 87.0 82 (14) 0 TD, 0 INT 77.9 NFL
10/15 (0) 92.5 94 (63) 2 TD, 0 INT 123.3 NFL	22/29 (2) 91.7 249 (149) 1 TD, 0 INT 112.6 NFL	5/6 (0) 85.5 39 (14) 0 TD, 0 INT 93.8 NFL
5/5 (0) 70.9 25 (36) 0 TD, 0 INT 87.5 NFL	3/4 (0) 60.3 3 (10) 0 TD, 0 INT 77.1 NFL	3/3 (0) 61.6 13 (20) 0 TD, 0 INT 84.7 NFL

Statistics: RFG/TGT (Drops)
YDS (YAC)

★ SLOT VS. WIDE OUT ★

CeeDee Lamb has been a versatile weapon in his first two seasons, splitting time at both slot receiver and on the outside. Below are Lamb's stats when lining up in the slot position compared to lining up as a wide receiver:

CeeDee Lamb, 2022

Slot

Routes: 264
Targets: 64
Receptions: 45
Receiving Yards: 646
TD: 1

Outside

Routes: 184
Targets: 60
Receptions: 36
Receiving Yards: 441
TD: 5

★ ON THE LAMB ★

CeeDee Lamb has quickly risen to the No. 1 receiver spot for the Dallas Cowboys. Lamb recorded two 100-yard receiving games as a rookie in 2020 before tallying three 100-yard games in 2021. Lamb has recorded three 100-yard receiving games in 2022, giving him eight for his career:

CeeDee Lamb Career 100-Yard Rec Games

Opp, Date Rec Yds

at GB, 11/13/22.....	150
at NE, 10/17/21.....	149
at Jax, 12/18/22.....	126
vs. NYG, 10/11/20.....	124
at Min, 10/31/21.....	112
vs. Atl, 9/20/20.....	106
vs. NYG, 11/24/22.....	106
at TB, 9/9/21.....	104

Lamb's eight career 100-yard receiving games are tied with Drew Pearson - "The Original 88" - for the second-most 100-yard games by a Cowboys player in his first three seasons:

Most 100-Yard Receiving Games in First Three Seasons Cowboys History

Player	1,000-Yd Gms	Player	1,000-Yd Gms
Bob Hayes.....	13	Dez Bryant.....	6
Drew Pearson.....	8	Michael Gallup.....	6
CeeDee Lamb.....	8		

★ SLOT MACHINE ★

CeeDee Lamb has proved to be elusive when lining up as a slot receiver in 2022. Lamb's 646 yards out of the slot are third in the NFL this season:

NFL Reception Leaders When Lining Up in The Slot

Player	Rec.	Rec. Yards
Christian Kirk, Jac.....	53	725
Justin Jefferson, Min.....	38	657
CeeDee Lamb, Dal.....	45	646
Tyler Boyd, Cin.....	42	616
Chris Godwin, TB.....	52	553
Travis Kelce, KC.....	46	538
Tyreek Hill, Mia.....	43	538
Mark Andrews, Bal.....	42	527
Cooper Kupp, LAR.....	41	469
Amon-Ra St. Brown, Det....	49	466

★ AMONG THE BEST ★

CeeDee Lamb has established himself as one of the top receivers in the league, as he ranks among the top NFC leaders in every main receiving statistic:

NFC Leaders - 2022

Receptions

1. Justin Jefferson (111)
2. Amon-Ra St. Brown (89)
3. **CeeDee Lamb (81)**
- Chris Godwin (81)

Receiving Yards

1. Justin Jefferson (1,623)
2. A.J. Brown (1,201)
3. **CeeDee Lamb (1,087)**
4. Terry McLaurin (1,015)

Targets

1. Justin Jefferson (158)
2. **CeeDee Lamb (124)**
3. DK Metcalf (119)
- Amon-Ra St. Brown (119)

Receiving 1st Downs

1. Justin Jefferson (69)
2. Amon-Ra St. Brown (57)
3. **CeeDee Lamb (55)**
4. Terry McLaurin (48)
- A.J. Brown (48)

Lamb has also become one of the most consistent receivers in the league, catching at least five passes in 12 of his 14 games this season, tied with Justin Jefferson and Tyreek Hill for the most games with five-plus catches in 2022:

Most Games with Five-Plus Receptions - NFL 2022

Player	Gms	Player	TD
Tyreek Hill, Mia.....	12	D.K. Metcalf, Sea.....	11
CeeDee Lamb, Dal.....	12	Chris Godwin, TB.....	11
Justin Jefferson, Min.....	12	Diontae Johnson, Pit.....	11
Stefon Diggs, Buf.....	11		

★ THE MORE THE BETTER ★

Dallas has excelled with multiple tight ends on the field in 2022. Along with providing three reliable pass-catching options, Dalton Schultz, Jake Ferguson and Peyton Hendershot has proved to be one of the best run blocking tandems in the NFL.

Dallas leads the league in rushing yards (882) when multiple tight ends are on the field, and its 4.59 yards-per-carry rank fifth when two-or-more tight ends are lined up:

Team Rushing Average With Multiple Tight Ends - NFL 2022 min. 75 carries with multiple TE

Team	Att	Yds	Yds/Carry
Atlanta.....	143	795	5.56
San Francisco.....	86	440	5.12
Kansas City.....	138	688	4.99
Washington.....	155	744	4.80
Dallas.....	192	882	4.59
Chicago.....	127	566	4.46
Seattle.....	179	783	4.37
New England.....	86	371	4.31

When Dallas lines up in 13 personnel (one running back and three tight ends), the Cowboys are second in the league in yards-per-carry (5.65 on 48 carries) behind Chicago (6.29 avg.).



2

Rookie tight ends Peyton Hendershot and Jake Ferguson both have two touchdown receptions in 2022. They are only the third rookie tight end duo in NFL history to record multiple receiving touchdowns in their rookie seasons, joining Indianapolis' Coby Fleener and Dwayne Allen (2012), along with New England's Rob Gronkowski and Aaron Hernandez (2010).

★ FRICK AND FRACK ★

With Dalton Schultz battling injuries at the beginning of the season, 2022 fourth round draft pick Jake Ferguson and undrafted free agent Peyton Hendershot have stepped up for the Cowboys offense this season.

Named after the 1937 comedic ice skating duo "Frick and Frack" by Coach McCarthy in a Week 8 press conference, the two young tight ends are close both on and off the field.

Ferguson and Hendershot both have found the end zone twice in 2022, becoming two-of-seven tight ends in franchise history to catch multiple touchdowns in their rookie seasons:

Receiving TDs by Rookie Tight Ends Cowboys History

Player	TD	Player	TD
Billy Joe DuPree, 1973.....	5	Gavin Escobar, 2013.....	2
Martellus Bennett, 2008.....	4	Jake Ferguson, 2022.....	2
Thornton Chandler, 1986.....	2	Peyton Hendershot, 2022..	2
David LaFleur, 1997.....	2		

Hendershot and Ferguson have both recorded two receiving touchdowns this year. They are only the third rookie tight end duo in NFL history to record multiple receiving touchdowns in their rookie seasons, joining Indianapolis' Coby Fleener and Dwayne Allen (2012), along with New England's Rob Gronkowski and Aaron Hernandez (2010):

Teams With Two Rookie Tight Ends with Multiple Rec. TD NFL History

Players, Team	Season	Rec. TD
Jake Ferguson, Dal.....	2022	2
Peyton Hendershot, Dal		2
Coby Fleener, Ind.....	2012	2
Dwayne Allen, Ind		3
Rob Gronkowski, NE.....	2010	10
Aaron Hernandez, NE		6

★ DYNAMITE OFFENSE ★

The Cowboys offensive production was correlated in large part to its ability to produce big plays (20-plus yards) in 2021. Dallas racked up 74 big plays in 2021 - the fourth-most by any offense in the NFL, and ranks seventh in 2022 with 58 big plays:

Big Plays (20-Plus Yards) - 2022 NFL

Team	20+ Rush	20+ Pass	Tot 20+	20+ TD
Kansas City	9	62	71	9
Philadelphia	16	51	67	16
Buffalo	16	47	63	11
Miami	9	53	62	11
San Francisco	16	44	60	12
Jacksonville	13	47	60	8
Dallas	15	43	58	11
Detroit	9	47	56	7
New England	9	47	56	10

★ CASHING IN FOR POINTS ★

The Cowboys have cashed in for points on 44 of their 46 trips inside the 20-yard line, good for a league-best 95.7% red zone scoring efficiency. Additionally, Dallas has scored a touchdown on 33 of its 46 red zone trips in 2022, a 71.7% red zone touchdown efficiency that ranks second in the NFL:

NFL Red Zone Touchdown Efficiency - 2022

Team	RZ Drives	TD	RZ TD Eff.
Philadelphia	49	36	73.5%
Dallas	46	33	71.7%
Detroit	51	36	70.6%
Cincinnati	50	34	68.0%
Tennessee	37	25	67.6%
Kansas City	59	39	66.1%
Minnesota	52	33	63.5%
N.Y. Giants	40	25	62.5%

★ POINT MEN ★

Despite losing quarterback Dak Prescott for five games due to injury in 2022, Dallas has averaged 28.1 points through 14 games of 2022 - the third-highest scoring offense in 2022 and the ninth-highest point total through 14 games in team history:

Dallas Cowboys Most Points Through 14 Games

Season	Pts	Season	Pts
1983	33.0	1980	28.9
1966	31.8	2021	28.6
1968	30.8	1962	28.4
2007	30.6	2022	28.1
1971	29.0	2013	28.1

The Cowboys have started the scoring barrage early in their 14 games this year, ranking fourth in the league in first quarter points (77):

Most First Quarter Points in 2021 - NFL

Team	Pts	Team	Pts
Detroit	90	Kansas City	73
Buffalo	82	Tennessee	73
Seattle	81	Cincinnati	72
Dallas	77	Philadelphia	69

★ POINTS OFF TAKEAWAYS ★

In 2021 Dallas led the league in takeaways (34) and snatched 119 points off those takeaways, second in the league. The Cowboys haven't slowed down in 2022, as they are third in the league with 90 points off takeaways:

Most Points Off Takeaways - 2022 NFL

Team	Takeaways	Points	Pct of Tot Pts Scored on TAs
New England	22	99	33.0%
Jacksonville	22	91	27.2%
Dallas	26	90	22.8%
Philadelphia	25	80	19.5%
Arizona	17	68	23.3%

Dallas scored 26 points off four takeaways in the fourth quarter against Indianapolis (12/4), the most points off turnovers in a quarter by any NFL team in the last 45 seasons.

★ MOVE THE CHAINS ★

The Cowboys have relied on their run game in short yardage situations in 2022. When running on third and short (less than four yards to gain), Dallas has converted 37 of its 46 rushes for a first down, an 80.4% conversion rate that ranks third in 2022:

3rd and Short (<4 Yds) Rushing Conversion Pct. - 2022

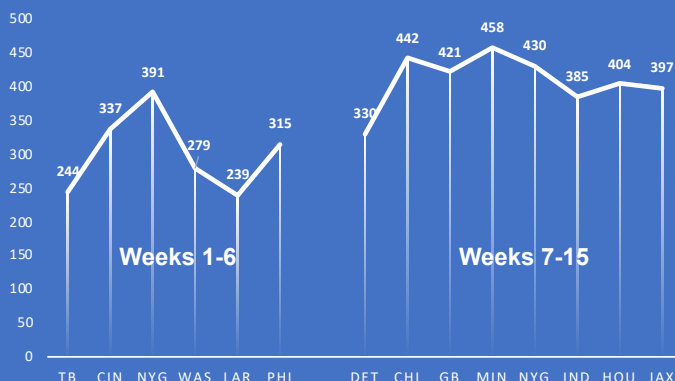
Team	Att.	Conv.	Pct%
Pittsburgh	28	25	89.3%
Minnesota	14	12	85.7%
Dallas	46	37	80.4%
Cincinnati	18	14	77.8%
Atlanta	38	29	76.3%

★ GUESS WHO'S DAK? ★

The Dallas Cowboys offense got off to a slow start in 2022. Dak Prescott suffered a thumb injury in the season opener against Tampa Bay (9/11), the Dallas Cowboys receiving corps was adjusting without Amari Cooper and Cedrick Wilson and the offensive line started a rookie left tackle - Tyler Smith - for the first time in franchise history. However, backup quarterback Cooper Rush helped Dallas win four of the next five games while Prescott worked his way back from injury.

Since Prescott's return in Week 7 against Detroit (10/23), the Cowboys offense has come alive. Dallas' offense leads the league in offensive points-per-game (33.9), third down offense (56.1%) and second in yards-per-game (408.4). Below are charts illustrating the difference in the Cowboys offensive production since Prescott's return:

COWBOYS YDS/GAME - 2022



Cowboys Offense - 2022

Weeks 1-6		Weeks 7-15
18.3 (23)	Off. Points/Game	33.9 (1)
300.8 (27)	Net Yards/Game	408.4 (2)
118.6 (16)	Rushing Yards	164.9 (3)
182.0 (27)	Passing Yards	243.5 (9)
32.1% (29)	3rd Down %	56.1% (1)
50.0% (20)	Red Zone TD %	81.3% (2)
34 (27)	Explosive Plays	72 (3)



13

Trevon Diggs is tied for third in the NFL with 13 pass breakups, trailing Sauce Gardner (16) and James Bradberry (14).

★ CAN YOU DIGG(S) IT? ★

Trevon Diggs has tallied an interception in three games this season, bringing his career total to 17. Diggs' 17 interceptions are tied for the fifth-most picks in NFL history through the first 41 games of a career:

Most Interceptions in First 41 Career Games NFL History

Player, Team	Seasons	INTs
Everson Walls, Dal.....	1981-83	22
Dwight Hicks, SF.....	1979-81	18
Mike Haynes, NE.....	1976-78	18
Erik McMillan, NYJ.....	1988-90	18
Trevon Diggs, Dal.....	2020-22	17
Marcus Peters, KC.....	2015-17	17
Ed Reed, Bal.....	2002-04	17
Eric Harris, KC.....	1980-82	17
Monte Jackson, LAR.....	1975-77	17
Jake Scott, Mia.....	1970-72	17

★ DON'T MISS ★

Trevon Diggs has improved as a tackler in his third season with Dallas. Diggs did not record a missed tackle until Week 8, per PFF. Diggs has missed two tackles in 2022 and his 3.6% missed tackle rate is third among cornerbacks (min. 400 snaps played):

Player	Snaps	Tkls	Miss Tkl	Miss %
Jamel Dean, TB.....	812	45	0	0.0%
Charvarius Ward, SF.....	797	59	0	0.0%
Trevon Diggs, Dal.....	797	48	2	3.6%
Kendall Fuller, Was.....	861	39	2	4.2%
Myles Bryant, NE.....	516	37	2	4.3%
Jeffrey Okudah, Det.....	728	61	4	5.8%
Isaiah Rodgers, Ind.....	424	28	2	5.9%
Marlon Humphrey, Bal.....	845	45	4	6.3%
Sauce Gardner, NYJ.....	915	48	4	6.3%
Mike Hughes, Det.....	466	31	3	7.0%

stats via PFF

★ PASS BREAKUP UNIT ★

In addition to holding the interception title in 2021, Trevon Diggs was second in pass breakups (21). In 2022 Diggs is tied for third in the NFL with 13 pass breakups:

2022 Pass Breakup Leaders - NFL

Player, Team	PBU	Player	PBU
Sauce Gardner, NYJ.....	16	Darius Slay, Phi.....	13
James Bradberry, Phi.....	14	Tariq Woolen, Sea.....	13
Trevon Diggs, Dal.....	13	Darius Williams, Jax.....	13
Patrick Peterson, Min.....	13	Many tied.....	12

★ NO FLY ZONE ★

The Dallas Cowboys are third in the NFL in pass defense, allowing a mere 191.6 net passing yards-per-game in 2022:

Team Net Passing Yards Allowed-Per-Game - 2022

Team	Yds/Game
Philadelphia.....	172.4
Green Bay.....	185.1
Dallas.....	191.6
N.Y. Jets.....	193.9
Denver.....	194.5
Tampa Bay.....	194.5
New Orleans.....	195.1
Washington.....	197.2
New England.....	202.0
Indianapolis.....	205.6

Dallas held seven of its first eight opponents under 200 net passing yards, the sixth season in club history that the Cowboys held at least seven opponents under 200 net passing yards through their first eight games - 1977 (eight), 1970, 1966, 1964 and 1961.

Dallas' secondary, combined with a lethal pass rush, has also forced opposing quarterbacks to combine for a 86.3 passer rating in 2022, the eighth-lowest allowed passer rating in the NFL:

Team Opponent Passer Rating - NFL 2022

Team	Opp. Psr Rtn
Denver.....	75.9
Philadelphia.....	78.2
N.Y. Jets.....	79.0
San Francisco.....	79.8
New England.....	81.0
Cincinnati.....	81.5
Buffalo.....	83.0
Dallas.....	86.3
Houston.....	87.0
Carolina.....	89.0

★ NOT SO BLAND ★

The Dallas Cowboys selected rookie cornerback DaRon Bland in the fifth round (167th overall) of the 2022 NFL Draft. Due to injuries in the Cowboys secondary, namely veterans Jourdan Lewis and Anthony Brown, Bland has been tasked with filling in as a starter at nickel corner.

Bland has stepped up for the Dallas secondary, ranking second among NFL rookies with four interceptions:

2022 Rookie Interception Leaders - NFL

Player	INT	Player	INT
Tariq Woolen, Sea.....	6	Kaair Elam, Buf.....	2
DaRon Bland, Dal.....	4	Kyler Gordon, Chi.....	2
Sauce Gardner, NYJ.....	2	Jack Jones, NE.....	2

Bland's four interceptions are also the most by a Cowboys rookie since Terence Newman had four in 2003:

All-Time Cowboys Rookie Interception Leaders

Player, Year	INT	Player	INT
Everson Walls, 1981.....	11	Derek Ross, 2022.....	5
Mel Renfro, 1964.....	7	Roy Williams, 2022.....	5
Michael Downs, 1981.....	7	Terence Newman, 2003.....	4
Mike Gaechter, 1962.....	5	DaRon Bland, 2022.....	4
Charlie Waters, 1970.....	5		



26 Micah Parsons has 26.0 career sacks, the seventh-most quarterback take-downs through the first 30 games of a career.

★ THE LIONBACKER ★

Micah Parsons proved to be explosive off the edge in his rookie season with Dallas, as *Pro Football Focus* credited Parsons with 67 quarterback pressures in 2021 - ninth in the NFL.

Parsons has generated 71 pressures in 2022, second in the NFL this season. He has pressured opposing quarterbacks on 18.8% of his pass rushes, which leads the NFL (min. 225 pass rushes):

Highest Quarterback Pressure Percentage, PFF 2022			
Player	Ps Rush	Prsrs	Prsr%
Micah Parsons, Dal	377	71	18.8%
Za'Darius Smith, Min.....	414	72	17.4%
Nick Bosa, SF	404	70	17.3%
Myles Garrett, Cle	386	65	16.8%
Trey Hendrickson, Cin.....	332	54	16.3%
Jaelan Phillips, Mia	370	60	16.2%
Matthew Judon, NE.....	365	59	16.2%
Haason Reddick, Phi.....	336	54	16.1%

★ MAKING HISTORY...AGAIN ★

Micah Parsons has 13.0 sacks this season after recording 13.0 as a rookie in 2021. He is the first Cowboys defender since 1982 with double-digit sacks in each of his first two seasons. Below are Cowboys players who recorded double-digit sacks in at least one of their first two seasons:

Double-Digit Sacks in At Least One of First Two Seasons Cowboys History

Player	Sacks	Season
Micah Parsons	13.0	2021
Micah Parsons*	13.0	2022
DeMarcus Ware.....	11.5	2006
Jim Jeffcoat.....	11.5	1984
Larry Cole	12.5	1969

*notes that season is still active

★ THE LION IS ALWAYS HUNGRY ★

Micah Parsons was on the prowl for opposing quarterbacks in his inaugural NFL season, hunting down opposing passers for 13.0 sacks on the year - tied for the third-highest sack figure by an NFL rookie since sacks became official in 1982.

Parsons has opened up the 2022 season on the hunt once again, fourth in the NFL with 13.0 sacks:

NFL Sack Leaders - 2022

Player, Team	Sacks	Player	Sacks
Nick Bosa, SF	15.5	Haason Reddick, Phi...	12.0
Matthew Judon, NE	14.5	Maxx Crosby, LV	11.5
Myles Garrett, Cle.....	13.5	Three tied	11.0
Micah Parsons, Dal	13.0		

Parsons' career sack total is up to 26.0, the seventh-most sacks in NFL history through 30 career games since sacks became official in 1982:

Most Sacks Through 30 Career Games Since 1982

Player/Team	Seasons	Sacks
Aldon Smith, SF	2011-12	33.5
Reggie White, Phi	1985-86	32.0
Shawne Merriman, SD	2005-06	29.0
Derrick Thomas, KC.....	1989-90	29.0
Von Miller, Den.....	2011-12	29.0
Myles Garrett, Cle.....	2017-19	26.5
Micah Parsons, Dal	2021-22	26.0
Joey Bosa, LAC	2002-03	25.0
J.J. Watt, Hou	2011-12	25.0

With 2.0 sacks in six contests this season, Parsons has nine career games with 2.0 sacks-or-more, tied for the most in a player's first two seasons since 1982:

Most Games with 2.0 Sacks Through First Two Seasons Since 1982

Player/Team	2.0-Sack Gms	Seasons
Micah Parsons, Dal	9	2021-22
Aldon Smith, SF	9	2011-12
Shawne Merriman, SD	8	2005-06
Reggie White, Phi	8	1985-86

Parsons' six multi-sack games lead the NFL in 2022. He is tied with DeMarcus Ware for the most multi-sack games (1.5-plus sacks) in a season in franchise history. Parsons is also the first Cowboys defender to start a season with 1.5 sacks-or-more in six of his first 14 games:

Most Multi-Sack Games in a Season - Cowboys History Since 1982

Player	Multi-Sack Gms	Season
Micah Parsons	6	2022
DeMarcus Ware	6	2011
Many tied	4	

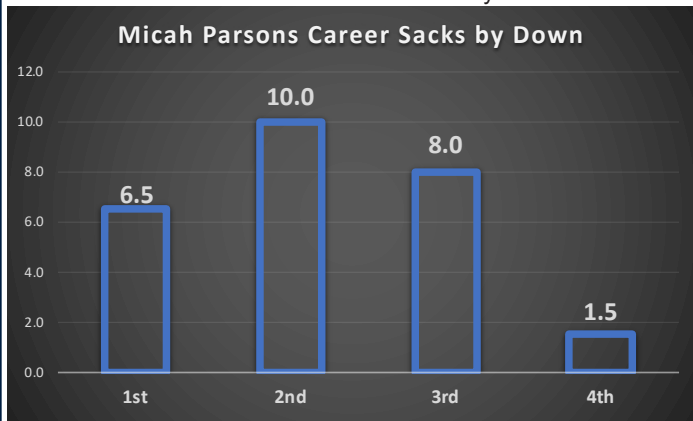
★ THE PARSONS GAMBIT ★

Micah Parsons lined up all over the defense for Dallas in 2021, as he lined up at every defensive position at least once. The Cowboys will continue to showcase Parsons' versatility in 2022. Below are his snap counts by position, per PFF:

	DLine	LB	CB	S	Total
Week 1 vs. TB	40	21	1	0	62
Week 2 vs. CIN	55	3	0	0	58
Week 3 at NYG	40	20	0	0	60
Week 4 vs. WAS	53	8	2	0	63
Week 5 at LAR	30	16	0	0	46
Week 6 at PHI	41	26	0	0	67
Week 7 vs. DET	42	0	0	0	42
Week 8 vs. CHI	46	11	0	0	57
Week 10 at GB	10	47	4	0	61
Week 11 at MIN.....	37	1	0	0	38
Week 12 vs. NYG.....	38	5	0	0	43
Week 13 vs. IND	50	1	0	0	51
Week 14 vs. HOU	44	3	1	0	48
Week 15 at JAX.....	57	2	0	0	59
Totals	583	164	8	0	755

★ PARSONS SACKS BY DOWN ★

Micah Parsons has recorded 26.0 career sacks in the regular season. Below is a breakdown of his sacks by down:



★ ALWAYS WINNING ★

Micah Parsons has been explosive as a pass rusher in 2022, totaling 12.0 sacks this season. Along with the sacks, Parsons is tied for the league lead in pass rush win rate (29%):

Pass Rush Win Rate - NFL 2022

Player	Rate	Player	Rate
Myles Garrett, Cle	29%	Bradley Chubb, Den/Mia	23%
Micah Parsons, Dal	29%	Josh Sweat, Phi	23%
Haason Reddick, Phi	28%	Samson Ebukam, SF	22%
Trey Hendrickson, Cin	25%	Jaelan Phillips, Mia	22%
Von Miller, Buf	23%	Nick Bosa, SF	21%

*A pass rush win occurs when a defender beats his block in less than 2.5 seconds.

★ LEGION OF DOOM ★

Dallas has been effective in blitzing opposing passers in 2022. Most importantly, the Cowboys have been successful in taking down the quarterback for big plays, as Dallas' 49 sacks are second in the NFL behind Philadelphia:

NFL Team Sack Leaders - 2022

Team	Sacks	Team	Sacks
Philadelphia	55	Baltimore	42
Dallas	49	Tampa Bay	40
New England	48	Indianapolis	39
Kansas City	43	SF/NYJ	39

This season marks the first time since 2008 where a Dallas team recorded at least 49 sacks through the first 14 games of a season:

Most Sacks Through First 14 Games of a Season Cowboys History

Year	Sacks	Year	Sacks
1966	60	1977	53
1969	55	1968	52
1985	54	1983	51
2008	53	2022	49

Below are all of Dallas' 2022 sacks broken down by player:

Dallas Cowboys Sack Leaders - 2022

Player	Sacks	Player	Sacks
Micah Parsons	13.0	Jayron Kearse	2.0
Dorance Armstrong	8.0	Anthony Barr	1.0
DeMarcus Lawrence	6.0	Neville Gallimore	1.0
Dante Fowler	5.0	Jourdan Lewis	1.0
Donovan Wilson	4.0	Chauncey Golston	1.0
Sam Williams	3.0	Leighton Vander Esch	1.0
Osa Odighizuwa	3.0		

★ THIRD-AND-I GOT THIS ★

The Cowboys have held opponents to 69-of-187 on third downs in 2022, a 36.9% opponent third down rate that is eighth in the NFL:

Third Down Defense Leaders in 2022

Team	3rd Att.	3rd Conv.	3rd Pct.
Tennessee	187	59	31.6%
Denver	187	60	32.1%
Baltimore	164	53	32.3%
Washington	170	55	32.4%
N.Y. Giants	166	58	34.9%
Cleveland	169	62	36.7%
Indianapolis	185	68	36.8%
Dallas	187	69	36.9%
Philadelphia	178	67	37.6%
Tampa Bay	191	72	37.7%

Below is a breakdown of the Cowboys opponent third down conversions by distance in 2022:

Cowboys Opp. Yards By Down in 2022

3rd & Short (<4 Yds)	3rd & Med (4-6 Yds)	3rd & Long (>6 Yds)	3rd & 10+
40-63 (63.5%)	16-44 (36.4%)	13-80 (16.3%)	8-51 (15.7%)
Rank: 21st	Rank: 4th	Rank: 4th	Rank: 12th

★ UNDER PRESSURE ★

The Cowboys front six has established themselves as one of the premier pass rushing units in the league. Along with 49 sacks, Dallas leads the NFL with 220 pressures, per *Pro Football Focus*:

Most QB Pressures per PFF - NFL 2022

Team	Pressures
Dallas	220
Tennessee	208
Miami	207
Kansas City	201
Philadelphia	200
New England	200
Buffalo	193
Detroit	190

★ NO POINTS FOR YOU ★

Dallas held its opponents to 21.1 points-per-game in 2021 (seventh in the league) and allowed touchdowns on only 18.2% of possessions - fourth in the NFL.

In 2022 Dallas has shown no sign of letting up, as it currently has the fourth-lowest opponent touchdown rate (16.3%) in the NFL:

Lowest Opponent Touchdown Efficiency in 2022

Team	Opp Drives	TD Drives	TD %
Denver	164	20	12.2%
San Francisco	147	22	15.0%
N.Y. Jets	162	26	16.0%
Dallas	160	26	16.3%
New England	159	26	16.4%
Washington	160	28	17.5%
Cincinnati	150	27	18.0%
Buffalo	143	27	18.9%
New Orleans	152	29	19.1%
Baltimore	144	28	19.4%

3

The Cowboys have three fumble recoveries returned for a touchdown this season, only the fourth time in franchise history that Dallas had three fumble recovery touchdowns in the same season (1989, 1983 and 2013).

★ TAKEAWAYS IN BUNCHES ★

The Cowboys recorded 34 takeaways in 2021, most in the NFL. Just one season later, the Cowboys once again lead the league with 26 takeaways through 14 games:

Most Takeaways in the NFL - 2022

Team	INT	FR	Takeaways
Dallas	12	14	26
Philadelphia	15	10	25
Baltimore	14	9	23
Buffalo	13	9	22
Jacksonville	12	10	22
New England	14	8	22
San Francisco	14	8	22

Coupled with 34 takeaways from 2021, the Cowboys lead the NFL with 60 takeaways since the start of last season, the most in a two-year span by Dallas since the 2006-07 teams tallied 60 takeaways.

In Week 7 against Detroit (10/23), Dallas recorded five takeaways in the second half. The last time Dallas had five takeaways in a single half was in Super Bowl XXVII against Buffalo (1/31/93). The Cowboys tallied five takeaways again in Week 13 against Indianapolis (12/4).

The last time Dallas had five takeaways in two games within the same season was in 1999 (vs. Ari, 10/3 and vs. Mia, 11/25).

★ TO THE HOUSE ★

Dallas scored six touchdowns on defense in 2021 (five interception returns and one fumble return) - the most defensive touchdowns in a single season in Cowboys history.

The Cowboys have scored three defensive touchdowns in 2022, one-of-seven teams this season with at least three defensive touchdowns. Since McCarthy's arrival in 2020, Dallas has the most defensive touchdowns (11) in the NFL:

Most Defensive Touchdowns - NFL 2020-22

Team	INT Ret	Fum Ret	Tot TD
Dallas	5	6	11
New England	7	3	10
Miami	3	6	9
Philadelphia	3	5	8
Kansas City	6	2	8

★ PASS RUSH IS A PRIVILEGE ★

A large part of why Dallas is second in the league with 49 sacks is the Cowboys ability to limit their opponents on first down. Dallas is allowing 4.94 yards-per-play on first down, the fourth-lowest opponent average in the NFL on first down.

Below is a breakdown of the Cowboys opponent yards-per-play separated by down:

Cowboys Opp. Yards By Down in 2022

1st Down	2nd Down	3rd Down
4.94	5.36	4.57
Rank: 4th	Rank: 12th	Rank: 6th

★ FUMBLEROOSKI ★

Dallas has put an emphasis on takeaways since Dan Quinn arrived as defensive coordinator in 2021. In 2022 Dallas has made an emphasis to jar the ball loose from opposing ball carriers, as the Cowboys rank second in the league with 19 forced fumbles.

Leaders in Forced Fumbles - 2022

Team	FF	Team	FF
N.Y. Giants	20	Seattle	17
Dallas	19	SF/PHI	14

The Cowboys 19 forced fumbles in 2022 are the most in a season since 2017 (20) and the most through 14 games of a season since 2006 (20).

Along with forcing fumbles, Dallas has been effective at recovering fumbles on the defensive side of the ball. The Cowboys 14 defensive fumble recoveries in 2022 lead the NFL and are the most in a season since 2008 (14):

Leaders in Defensive Fumble Recoveries - 2022

Team	FR	Team	FR
Dallas	14	Philadelphia	10
N.Y. Giants	11	Jacksonville	9

★ EARLY AND OFTEN ★

The Dallas defense has showed up ready to play early in games this season. The Cowboys were the only team in the NFL to not allow a touchdown in the first quarter this season until Indianapolis (12/4) reached the end zone in Week 13. Dallas' 41 points allowed in the first quarter are the fifth-fewest in the league:

Fewest Points Allowed in First Quarter - 2022

Team	TD	FG	Pts Allwd
Carolina	3	2	27
Baltimore	3	4	33
Cleveland	5	3	43
New England	3	6	39
Dallas	2	9	41

★ NEGATIVE PLAYS ★

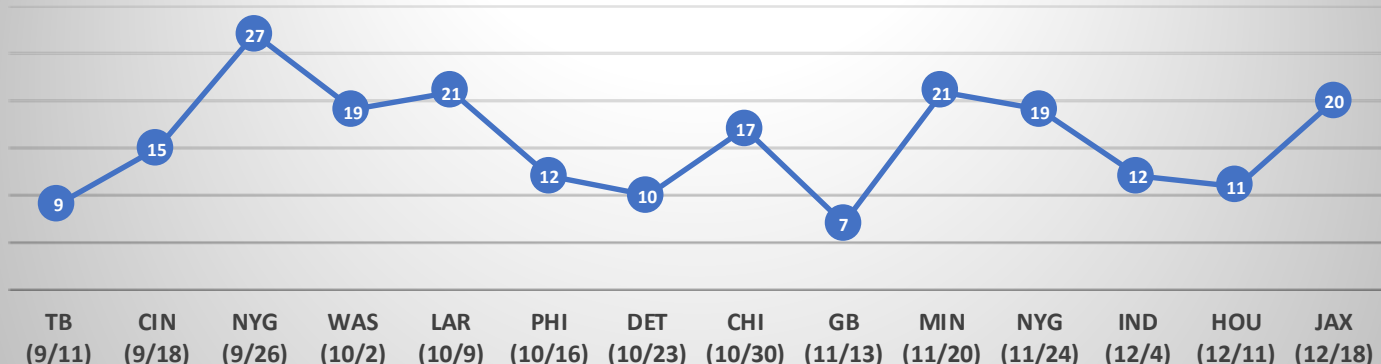
After ranking 24th in opponent negative plays in 2020, Dallas has taken down opponents behind the line of scrimmage at a high rate since Dan Quinn's arrival last season. In 2021 the Cowboys forced 99 negative plays, good for 13th in the NFL. In 2022, the Cowboys are on pace to smash last year's opponent negative plays mark, as they rank third with 97 opponent negative plays:

Opponent Negative Plays Leaders - NFL 2022

Team	Opp Neg. Plys	Team	Opp Neg. Plys
Indianapolis	105	Houston	94
Philadelphia	99	Kansas City	93
Dallas	97	Washington	92
Carolina	94		

In those 97 negative plays, Dallas' opponents have lost 438 yards, the second-most negative yards allowed in the NFL.

Cowboys Game-by-Game Pressures, per PFF - 2022





50

Brett Maher has made nine field goals from 50-plus yards in 2022, the most 50-yard field goals in a season in team history.

★ LASER ROCKET LEG ★

Brett Maher made history by connecting on a 63-yard field goal in the waning moments of the first half against Philadelphia in 2019 (10/20), setting a franchise record for the longest field goal in Dallas Cowboys history and tying the third-longest field goal in NFL history. Maher then made a 60-yarder at Minnesota (11/20/22), upping his NFL record to four field goals of 60-plus yards:

Longest Field Goals Made - NFL History		
Player	FG Long	Opp/Date
Justin Tucker, Bal.....	66	@ Det, 9/26/21
Matt Prater, Den.....	64	vs. Ten, 12/8/13
Brett Maher, Dal	63	vs. Phi, 10/20/19
Tom Dempsey, NO.....	63	vs. Det, 11/8/70
Jason Elam, Den	63	vs. Jax, 10/25/98
Sebastian Janikowski, Oak.....	63	@ Den, 9/12/11
David Akers, SF	63	@ GB, 9/9/12
Graham Gano, Car	63	vs. NYG, 10/7/18
Matt Bryant, TB	62	vs. Phi, 10/22/06
Stephen Gostkowski, NE.....	62	@ Oak, 11/19/17
Brett Maher, Dal	62	vs. Phi, 12/9/18
Brett Maher, Dal	62	@ NYJ, 10/13/19
Matt Prater, Ari.....	62	vs. Min, 9/19/21
Harrison Butker, KC.....	62	vs. Buf, 10/16/22

★ 50 PIECE ★

Brett Maher has made nine 50-plus yard field goals in 2022, the most in a season in team history and tied for the fourth-most in NFL history:

Most 50-Yard Field Goals in a Season - NFL History			
Player, Season	50-Yd FG	Player	50-Yd FG
Brandon McManus, 2020 .	10	Brett Maher, 2022.....	9
Justin Tucker, 2016.....	10	Daniel Carlson, 2021.....	9
Blair Walsh, 2012.....	10	Evan McPherson, 2021.....	9

Maher has 19 50-plus yard field goals in his Dallas career, second-most in team history behind Dan Bailey:

Most 50-Plus Yard Field Goals - Cowboys History	
Player, Years	50 Yd. FG
Dan Bailey (2011-17)	27
Brett Maher (2018-19, 2022).....	19
Rafael Septien (1978-86).....	8

★ THE PUNT-ISHER ★

Just one year after leading the NFL and setting the franchise record in net punting average (44.6), Bryan Anger has excelled for Dallas' special teams unit once again in 2022. Anger ranks ninth in the league with a 42.8 net punting average:

2022 Net Punting Average Leaders - NFL			
Player	Punts	Net Yds	NetAvg
Tommy Townsend, KC	38	1,768	46.5
Michael Dickson, Sea	52	2,342	45.0
Ryan Stonehouse, Ten	76	3,382	44.5
Johnny Hekker, Car	67	2,965	44.3
Logan Cooke, Jax.....	47	2,072	43.9
A.J. Cole, LV	50	2,193	44.1
Tress Way, Was	70	3,020	43.1
Cameron Johnston, Hou.....	73	3,148	43.1
Bryan Anger, Dal.....	54	2,312	42.8
Ryan Wright, Min	65	2,824	42.8

★ TURPIN TIME ★

KaVontae Turpin broke onto the scene when he returned both a punt and kick return for a touchdown in the preseason win at the LA Chargers (8/20). In 2022, Turpin has established himself as one of the most dynamic returners in the NFL, as he is fourth in the NFL in punt return average (11.9):

2022 NFL Punt Return Average Leaders (min. 1.25 punt returns-per-game)			
Player	PR Avg.	Player	PR Avg.
Avery Williams, Atl	16.2	KaVontae Turpin, Dal....	11.9
Marcus Jones, NE	13.6	Ray-Ray McCloud III, SF....	11.3
DeAndre Carter, LAC.....	12.0	Jaelon Darden, TB	10.6

At Philadelphia (10/16) Turpin returned a kick 63 yards to set up a Cowboys field goal prior to halftime. Turpin's 63-yard kickoff return was the fourth-longest kick return in the NFL this season.

Against Detroit (10/23) he caught a punt at his own seven-yard line before returning it 52 yards, the third-longest punt return of the season.

Turpin is the only NFL player this season with multiple 50-yard returns, and the last Cowboys player with a 50-yard kick return and 50-yard punt return in the same season was Ryan Switzer in 2017.

★ TOUCHBACK CENTRAL ★

Brett Maher has not allowed opponents to return kickoffs at a high rate in 2022. Maher leads the NFL with 66 touchbacks, and he is third with a touchback percentage of 79.5%.

2022 NFL Kickoff Touchback Leaders			
Player	TB	Player	TB
Brett Maher, Dal	66	Joey Slye, Was	52
Jason Sanders, Mia.....	55	Jake Elliott, Phi	50
Justin Tucker, Bal.....	53	Bradley Pinion, Atl.....	50

★ BLOCK PARTY ★

Dallas blocked three punts in 2021, tying the second-most in a single season in franchise history. In 2022 the Cowboys blocked a punt at the LA Rams (10/9) and a field goal at the N.Y. Giants (9/26), one-of-five teams with a blocked punt and field goal in 2022.

Dorance Armstrong blocked both of the kicks in 2022 and is tied with Grover Stewart for first in the NFL in blocked kicks (two). Armstrong also blocked a punt against Atlanta in 2021 (11/14), making him the sixth Cowboys player to block multiple punts in a career.

Special teams coordinator John Fassel arrived with Head Coach Mike McCarthy in 2020. Since the start of that 2020 season, the Cowboys lead the NFL in blocked kicks (seven):

Blocked Kicks - NFL 2020-22			
Team	Blk Kicks	Player	Blk Kicks
Dallas	7	Indianapolis	6
Detroit.....	6	Five others tied.....	5



ROSTERS AND DEPTH CHART

2022 DALLAS COWBOYS UNOFFICIAL DEPTH CHART

(As of December 20, 2022)

OFFENSE

WR	88 CeeDee Lamb	83 James Washington		
LT	<u>73 Tyler Smith</u>	71 Jason Peters		
LG	66 Connor McGovern	71 Jason Peters		
C	63 Tyler Biadasz			
RG	70 Zack Martin			
RT	77 Tyron Smith	75 Josh Ball		
TE	86 Dalton Schultz	<u>87 Jake Ferguson</u>	<u>89 Peyton Hendershot</u>	84 Sean McKeon
WR	85 Noah Brown	<u>9 KaVontae Turpin</u>		
WR	13 Michael Gallup	<u>18 Jalen Tolbert</u>	16 T.Y. Hilton	
QB	4 Dak Prescott	10 Cooper Rush	15 Will Grier	
RB	21 Ezekiel Elliott	20 Tony Pollard	<u>34 Malik Davis</u>	

DEFENSE

DE	90 DeMarcus Lawrence	<u>54 Sam Williams</u>		
DT	98 Quinton Bohanna	96 Neville Gallimore		
DT	97 Osa Odighizuwa	91 Carlos Watkins		
DE	92 Dorance Armstrong	56 Dante Fowler	99 Chauncey Golston	
LB	11 Micah Parsons	42 Anthony Barr	57 Luke Gifford	
LB	55 Leighton Vander Esch	14 Jabril Cox	<u>33 Damone Clark</u>	
CB	1 Kelvin Joseph	37 Trayvon Mullen	29 C.J. Goodwin	
NCB	<u>26 DaRon Bland</u>			
CB	7 Trevon Diggs	25 Nahshon Wright		
S	27 Jayron Kears	24 Israel Mukuamu		
S	6 Donovan Wilson			
S	28 Malik Hooker	<u>41 Markquese Bell</u>		

SPECIALISTS

K	19 Brett Maher		
P	5 Bryan Anger		
LS	45 Matt Overton		
H	5 Bryan Anger		
KR	<u>9 KaVontae Turpin</u>	20 Tony Pollard	
PR	<u>9 KaVontae Turpin</u>	20 Tony Pollard	88 CeeDee Lamb

PRONUNCIATION GUIDE

Dorance Armstrong	DOOR-intz	Brett Maher	MAH-her
Markquese Bell	mar-KEESE	Sean McKeon	muh-CUE-in
Tyler Biadasz	bee-AH-dish	Israel Mukuamu	MOO-kwah-moo
DaRon Bland	duh-RON	Osa Odighizuwa	oh-DIGGY-zoowa
Quinton Bohanna	boe-HAN-ah	Tyron Smith	TIE-rin
Damone Clark	duh-MONE	KaVontae Turpin	kuh-VON-tay
Jabril Cox	juh-BREEL	Nahshon Wright	nuh-SHAWN
Jayron Kears	JAY-RON		

COACHING STAFF

HEAD COACH: Mike McCarthy

ASSISTANTS: <!--Jeff Blasko (Assistant Offensive Line), Rob Davis (Assistant Head Coach), Aden Durde (Defensive Line), George Edwards (Senior Defensive Assistant), John Fassel (Special Teams Coordinator), Ryan Feder (Quality Control Analytics), Evan Harrington (Offensive Assistant), Al Harris (Defensive Backs), Chase Haslett (Quality Control/Offense), Leon Lett (Assistant Defensive Line), Cannon Matthews (Quality Control/Defense), Scott McCurley (Linebackers), Kellen Moore (Offensive Coordinator), Harold Nash (Strength & Conditioning Coordinator), Doug Nussmeier (Quarterbacks), Skip Peete (Running Backs), Joe Philbin (Offensive Line), Robert Prince (Wide Receivers), Dan Quinn (Defensive Coordinator), Justin Rudd (Video/Analytics), Eric Simonelli (Quality Control Analytics), Cedric Smith (Assistant Strength & Conditioning), Kendall Smith (Assistant Strength & Conditioning), Rayna Stewart (Assistant Special Teams), Scott Tolzien (Offensive Assistant), Kyle Valero (Quality Control Analytics), Lunda Wells (Tight Ends), Joe Whitt (Secondary/Defensive Pass Game Coordinator).

2022 DALLAS COWBOYS ALPHABETICAL ROSTER

NO.	NAME	POS	HT	WT	DOB	EXP	COLLEGE	HOMETOWN	GP	GS	DNP	IA
5	Anger, Bryan	P	6-3	214	10/6/1988	11	California	Camarillo, Calif.	14	0	0	0
92	Armstrong, Dorance	DE	6-3	270	6/10/1997	5	Kansas	Houston, Texas	14	5	0	0
75	Ball, Josh	T	6-8	320	5/15/1998	2	Marshall	Fredericksburg, Va.	10	0	4	0
42	Barr, Anthony	LB	6-5	257	3/18/1992	8	UCLA	San Pedro, CA	11	7	0	3
41	Bell, Markquese	S	6-2	215	12/31/1999	R	Florida A&M	Bridgeton, N.J.	5	0	0	9
63	Biadasz, Tyler	C	6-4	316	11/20/1997	3	Wisconsin	Amherst, Wisc.	14	14	0	0
26	Bland, DaRon	CB	6-0	200	7/12/1999	R	Fresno State	Modesto, Calif.	14	5	0	0
98	Bohanna, Quinton	DT	6-4	330	3/16/1999	2	Kentucky	Memphis, Tenn.	11	9	0	3
85	Brown, Noah	WR	6-2	215	1/6/1996	6	Ohio State	Flanders, N.J.	13	11	0	1
33	Clark, Damone	LB	6-3	245	6/28/2000	R	Louisiana State	Baton Rouge, La.	7	2	0	0
14	Cox, Jabril	LB	6-3	240	4/16/1998	2	Louisiana State	Kansas City, Mo.	6	0	0	8
34	Davis, Malik	RB	5-10	205	11/26/1998	R	Florida	Tampa, Fla.	9	0	0	0
7	Diggs, Trevon	CB	6-1	204	9/20/1998	3	Alabama	Gaithersburg, Md.	14	14	0	0
21	Elliott, Ezekiel	RB	6-0	226	7/22/1995	7	Ohio State	St. Louis, Mo.	12	11	0	2
87	Ferguson, Jake	TE	6-5	252	1/19/1999	R	Wisconsin	Madison, Wisc.	13	7	0	1
56	Fowler, Dante	DE	6-3	260	8/3/1994	8	Florida	St. Petersburg, Fla.	14	0	0	0
96	Gallimore, Neville	DT	6-2	315	1/17/1997	3	Oklahoma	Ottawa, Ontario	13	1	0	1
13	Gallup, Michael	WR	6-1	205	3/4/1996	5	Colorado State	Monroe, Ga.	11	8	0	3
57	Gifford, Luke	LB	6-3	242	8/28/1995	4	Nebraska	Lincoln, Neb.	13	0	0	1
99	Golston, Chauncey	DE	6-5	285	2/10/1998	2	Iowa	Detroit, Mich.	12	0	0	2
29	Goodwin, C.J.	CB	6-3	195	2/4/1990	7	California (PA)	Wheeling, W.V.	14	0	0	0
15	Grier, Will	QB	6-1	215	4/3/1995	4	West Virginia	Charlotte, N.C.	0	0	5	8
89	Hendershot, Peyton	TE	6-4	250	4/23/1999	R	Indiana	North Salem, Ind.	14	2	0	0
16	Hilton, T.Y.	WR	5-10	183	11/14/1989	10	Florida International	Miami, FL	0	0	0	1
28	Hooker, Malik	S	6-1	215	4/2/1996	6	Ohio State	New Castle, Pa.	13	6	0	1
1	Joseph, Kelvin	CB	5-11	200	11/11/1999	2	Kentucky	Baton Rouge, La.	13	1	0	1
27	Kearse, Jayron	S	6-4	227	2/11/1994	7	Clemson	Fort Myers, Fla.	11	11	0	3
88	Lamb, CeeDee	WR	6-2	197	4/8/1999	3	Oklahoma	Richmond, Texas	14	14	0	0
90	Lawrence, DeMarcus	DE	6-3	255	4/28/1992	9	Boise State	Aiken, S.C.	14	14	0	0
19	Maher, Brett	K	6-0	190	11/21/1989	4	Nebraska	Kearney, Neb.	14	0	0	0
70	Martin, Zack	G	6-4	315	11/20/1990	9	Notre Dame	Indianapolis, Ind.	14	14	0	0
66	McGovern, Connor	G	6-5	318	11/3/1997	4	Penn State	Larksville, Pa.	12	12	0	2
84	McKeon, Sean	TE	6-5	255	12/28/1997	3	Michigan	Dudley, Mass.	10	0	0	0
24	Mukuamu, Israel	S	6-4	215	11/28/1999	2	South Carolina	Charlotte, N.C.	13	3	0	1
37	Mullen, Trayvon	CB	6-2	200	9/20/1997	4	Clemson		0	0	0	1
97	Odighizuwa, Osa	DT	6-2	294	8/13/1998	2	UCLA	Dayton, Ohio	14	14	0	0
45	Overton, Matt	LS	6-0	243	7/6/1985	10	Western Washington	Tracy, Calif.	10	0	0	0
11	Parsons, Micah	LB	6-3	248	5/26/1999	2	Penn State	Harrisburg, Pa.	14	14	0	0
71	Peters, Jason	T	6-4	328	1/22/1982	18	Arkansas	Queen City, Texas	9	0	2	1
20	Pollard, Tony	RB	6-0	212	4/30/1997	4	Memphis	Memphis, Tenn.	14	4	0	0
4	Prescott, Dak	QB	6-2	228	7/29/1993	7	Mississippi State	Haughton, La.	9	9	0	5
10	Rush, Cooper	QB	6-3	224	11/21/1993	5	Central Michigan	Charlotte, Mich.	8	5	6	0
86	Schultz, Dalton	TE	6-5	255	7/11/1996	5	Stanford	South Jordan, Utah	12	12	0	2
73	Smith, Tyler	G/T	6-5	320	4/3/2001	R	Tulsa	Fort Worth, Texas	14	14	0	0
77	Smith, Tyron	T	6-5	307	12/12/1990	12	Southern California	Moreno Valley, Calif.	1	1	0	0
18	Tolbert, Jalen	WR	6-1	200	2/27/1999	R	South Alabama	Mobile, Ala.	8	1	0	6
9	Turpin, KaVontae	WR	5-7	158	8/2/1996	R	TCU	Monroe, La.	14	0	0	0
55	Vander Esch, Leighton	LB	6-4	255	2/8/1996	5	Boise State	Riggins, Idaho	14	14	0	0
83	Washington, James	WR	5-11	216	4/2/1996	5	Oklahoma State	Stamford, TX	2	0	0	0
91	Watkins, Carlos	DT	6-3	305	12/5/1993	6	Clemson	Mooresboro, N.C.	9	1	0	0
54	Williams, Sam	DE	6-4	270	3/31/1999	R	Mississippi	Montgomery, Ala.	13	0	0	1
6	Wilson, Donovan	S	6-0	205	2/21/1995	4	Texas A&M	Shreveport, La.	14	14	0	0
25	Wright, Nahshon	CB	6-4	190	9/23/1998	2	Oregon State	East Palo Alto, Calif.	4	0	0	10
PRACTICE SQUAD												
60	Alarcon, Isaac	G	6-6	315	7/27/1998	1	Monterrey Tech	Monterrey, Mexico	0	0	0	0
36	Alexander, Mackensie	CB	5-10	192	11/12/1993	7	Clemson	Immokalee, FL	0	0	0	0
14	Callaway, Antonio	WR	5-11	200	1/9/1997	4	Florida	Miami, Fla.	0	0	0	0
76	Collins, Aviante	T	6-4	307	4/21/1993	3	Texas Christian	Houston, Texas	2	0	1	0
31	Coyle, Tyler	S	6-0	210	7/27/1998	1	Purdue	Windsor, Conn.	0	0	0	0
19	Drummond, Dontario	WR	6-1	212	8/22/1997	R	Mississippi	Laurel, Miss.	0	0	0	0
47	Green, Seth	TE	6-4	240	2/14/1998	R	Houston	Woodbury, Minn.	0	0	0	0
67	Hoffman, Brock	C	6-4	302	7/2/1999	R	Virginia Tech	Statesville, N.C.	0	0	0	0
17	Houston, Dennis	WR	6-2	202	4/24/1999	R	Western Illinois	San Antonio, Texas	2	0	0	0
59	McKinley, Takk	LB	6-2	265	11/2/1995	6	UCLA	Oakland, Calif.	0	0	0	1
30	Ollison, Qadree	RB	6-0	232	9/8/1996	4	Pittsburgh	Niagara Falls, N.Y.	2	0	0	0
94	Rush, Anthony	DL	6-4	365	9/1/1996	4	Alabama-Birmingham	Raleigh, N.C.	0	0	0	0
32	Sheffield, Kendall	DB	5-10	212	5/30/1996	4	Ohio State	Missouri City, Texas	0	0	0	0
64	Shepley, Dakota	G	6-4	290	12/27/1994	2	British Columbia	Windsor, Ontario	3	0	0	0
80	Smith, Brandon	WR	6-1	218	12/10/1998	1	Iowa	Lake Cormorant, Miss.	0	0	0	0
69	Taylor, Alex	T	6-8	294	4/29/1997	1	South Carolina State	Moncks Corner, S.C.	0	0	0	0
40	Thomas, Juanyeh	S	6-1	215	6/24/2000	R	Georgia Tech	Niceville, Fla.	0	0	0	0
RESERVE/INJURED												
51	Bond, Devante	LB	6-1	236	7/3/1993	4	Oklahoma	Sacramento, Calif.	0	0	0	0
3	Brown, Anthony	CB	5-11	192	12/16/1993	7	Purdue	Tampa, Fla.	12	12	0	0
89	Bunting, Ian	TE	6-7	257	2/10/1996	1	California	Hinsdale, Ill.	0	0	0	0
23	Dowdle, Rico	RB	5-11	215	6/14/1998	3	South Carolina	Asheville, N.C.	5	0	0	0
68	Farniok, Matt	C	6-5	316	9/26/1997	2	Nebraska	Sioux Falls, S.D.	7	2	0	0
81	Fehoko, Simi	WR	6-4	218	11/5/1997	2	Stanford	Sandy, Utah	5	0	0	0
95	Hankins, Johnathan	DT	6-3	320	3/30/1992	10	Ohio State	Dearborn Heights, Mich.	5	3	0	1
50	Harper, Devin	LB	6-0	240	5/13/1998	R	Oklahoma State	Knoxville, Tenn.	3	0	0	4
2	Lewis, Jourdan	CB	5-10	190	8/31/1995	6	Michigan	Detroit Mich.	6	4	1	0
44	McQuaide, Jake	LS	6-2	238	7/7/1987	12	Ohio State	Cincinnati, Ohio	4	0	0	0
78	Steele, Terence	T	6-6	320	6/4/1997	3	Texas Tech	Cibolo, Texas	13	13	0	0
79	Waletzko, Matt	T	6-7	320	12/15/1999	R	North Dakota	Cold Spring, Minn.	3	0	1	2
PRACTICE SQUAD INJURED												
65	Lindstrom, Alec	C	6-3	300	7/7/1997	R	Boston College	Dudley, Mass.	0	0	1	0

2022 DALLAS COWBOYS NUMERICAL ROSTER

NO.	NAME	POS	HT	WT	AGE	EXP	COLLEGE	HOW ACQ	GP	GS	DNP	IA
1	Kelvin Joseph	CB	5-11	200	23	2	Kentucky	D2-'21	13	1	0	1
4	Dak Prescott	QB	6-2	228	29	7	Mississippi State	D4b-'16	9	9	0	5
5	Bryan Anger	P	6-3	214	34	11	California	FA-'21	14	0	0	0
6	Donovan Wilson	S	6-0	205	27	4	Texas A&M	D6-'19	14	14	0	0
7	Trevon Diggs	CB	6-1	204	24	3	Alabama	D2-'20	14	14	0	0
9	KaVontae Turpin	WR	5-7	158	26	R	TCU	UDFA-'22	14	0	0	0
10	Cooper Rush	QB	6-3	224	29	5	Central Michigan	FA-'20	8	5	6	0
11	Micah Parsons	LB	6-3	248	23	2	Penn State	D1-'21	14	14	0	0
13	Michael Gallup	WR	6-1	205	26	5	Colorado State	D3-'18	11	8	0	3
14	Jabril Cox	LB	6-3	240	24	2	Louisiana State	D4a-'21	6	0	0	8
15	Will Grier	QB	6-1	215	27	4	West Virginia	W(Car)-'21	0	0	5	8
16	T.Y. Hilton	WR	5-10	183	33	10	Florida International	FA-'22	0	0	0	1
18	Jalen Tolbert	WR	6-1	200	23	R	South Alabama	D3-'22	8	1	0	6
19	Brett Maher	K	6-0	190	33	4	Nebraska	FA-'22	14	0	0	0
20	Tony Pollard	RB	6-0	212	25	4	Memphis	D4a-'19	14	4	0	0
21	Ezekiel Elliott	RB	6-0	226	27	7	Ohio State	D1-'16	12	11	0	2
24	Israel Mukuamu	S	6-4	215	23	2	South Carolina	D6b-'21	13	3	0	1
25	Nahshon Wright	CB	6-4	190	24	2	Oregon State	D3c-'21	4	0	0	10
26	DaRon Bland	CB	6-0	200	23	R	Fresno State	D5b-'22	14	5	0	0
27	Jayron Kearse	S	6-4	227	28	7	Clemson	FA-'21	11	11	0	3
28	Malik Hooker	S	6-1	215	26	6	Ohio State	FA-'21	13	6	0	1
29	C.J. Goodwin	CB	6-3	195	32	7	California (PA)	PS(Cin)-'18	14	0	0	0
33	Damone Clark	LB	6-3	245	22	R	Louisiana State	D5c-'22	7	2	0	0
34	Malik Davis	RB	5-10	205	24	R	Florida	UDFA-'22	9	0	0	0
37	Trayvon Mullen	CB	6-2	200	25	4	Clemson	W(Ari)-'22	0	0	0	1
41	Markquese Bell	S	6-2	215	22	R	Florida A&M	UDFA-'22	5	0	0	9
42	Anthony Barr	LB	6-5	257	30	8	UCLA	FA-'22	11	7	0	3
45	Matt Overton	LS	6-0	243	37	10	Western Washington	FA-'22	10	0	0	0
54	Sam Williams	DE	6-4	270	23	R	Mississippi	D2-'22	13	0	0	1
55	Leighton Vander Esch	LB	6-4	255	26	5	Boise State	D1-'18	14	14	0	0
56	Dante Fowler	DE	6-3	260	28	8	Florida	FA-'22	14	0	0	0
57	Luke Gifford	LB	6-3	242	27	4	Nebraska	UDFA-'19	13	0	0	1
63	Tyler Biadasz	C	6-4	316	25	3	Wisconsin	D4b-'20	14	14	0	0
66	Connor McGovern	G	6-5	318	25	4	Penn State	D3-'19	12	12	0	2
70	Zack Martin	G	6-4	315	32	9	Notre Dame	D1-'14	14	14	0	0
71	Jason Peters	T	6-4	328	40	18	Arkansas	FA-'22	9	0	2	1
73	Tyler Smith	G/T	6-5	320	21	R	Tulsa	D1-'22	14	14	0	0
75	Josh Ball	T	6-8	320	24	2	Marshall	D4b-'21	10	0	4	0
77	Tyron Smith	T	6-5	307	32	12	Southern California	D1-'11	1	1	0	0
83	James Washington	WR	5-11	216	26	5	Oklahoma State	UFA (Pit)-'22	2	0	0	0
84	Sean McKeon	TE	6-5	255	24	3	Michigan	UDFA-'20	10	0	0	0
85	Noah Brown	WR	6-2	215	26	6	Ohio State	D7b-'17	13	11	0	1
86	Dalton Schultz	TE	6-5	255	26	5	Stanford	D4b-'18	12	12	0	2
87	Jake Ferguson	TE	6-5	252	23	R	Wisconsin	D4-'22	13	7	0	1
88	CeeDee Lamb	WR	6-2	197	23	3	Oklahoma	D1-'20	14	14	0	0
89	Peyton Hendershot	TE	6-4	250	23	R	Indiana	UDFA-'22	14	2	0	0
90	DeMarcus Lawrence	DE	6-3	255	30	9	Boise State	D2-'14	14	14	0	0
91	Carlos Watkins	DT	6-3	305	29	6	Clemson	UFA(Hou)-'21	9	1	0	0
92	Dorance Armstrong	DE	6-3	270	25	5	Kansas	D4a-'18	14	5	0	0
96	Neville Gallimore	DT	6-2	315	25	3	Oklahoma	D3-'20	13	1	0	1
97	Osa Odighizuwa	DT	6-2	294	24	2	UCLA	D3a-'21	14	14	0	0
98	Quinton Bohanna	DT	6-4	330	23	2	Kentucky	D6a-'21	11	9	0	3
99	Chauncey Golston	DE	6-5	285	24	2	Iowa	D3b-'21	12	0	0	2
PRACTICE SQUAD												
14	Antonio Callaway	WR	5-11	200	25	4	Florida	FA-'22	0	0	0	0
17	Dennis Houston	WR	6-2	202	23	R	Western Illinois	UDFA-'22	2	0	0	0
19	Dontario Drummond	WR	6-1	212	25	R	Mississippi	UDFA-'22	0	0	0	0
30	Qadree Ollison	RB	6-0	232	26	4	Pittsburgh	FA-'22	2	0	0	0
31	Tyler Coyle	S	6-0	210	24	1	Purdue	UDFA-'21	0	0	0	0
32	Kendall Sheffield	DB	5-10	212	26	4	Ohio State	FA-'22	0	0	0	0
36	Mackensie Alexander	CB	5-10	192	29	7	Clemson	FA-'22	0	0	0	0
40	Juanyeh Thomas	S	6-1	215	22	R	Georgia Tech	UDFA-'22	0	0	0	0
47	Seth Green	TE	6-4	240	24	R	Houston	FA-'22	0	0	0	0
59	Takk McKinley	LB	6-2	265	27	6	UCLA	FA-'22	0	0	0	1
60	Isaac Alarcon	G	6-6	315	24	1	Monterrey Tech	IPP-'20	0	0	0	0
64	Dakoda Shepley	G	6-4	290	27	2	British Columbia	FA-'22	3	0	0	0
67	Brock Hoffman	C	6-4	302	23	R	Virginia Tech	FA-'22	0	0	0	0
69	Alex Taylor	T	6-8	294	25	1	South Carolina State	FA-'22	0	0	0	0
76	Aviante Collins	T	6-4	307	29	3	Texas Christian	FA-'21	2	0	1	0
80	Brandon Smith	WR	6-1	218	24	1	Iowa	UDFA-'21	0	0	0	0
94	Anthony Rush	DL	6-4	365	26	4	Alabama-Birmingham	FA-'22	0	0	0	0
RESERVE/INJURED												
2	Jourdan Lewis	CB	5-10	190	27	6	Michigan	D3-'17	6	4	1	0
3	Anthony Brown	CB	5-11	192	29	7	Purdue	D6a-'16	12	12	0	0
23	Rico Dowdle	RB	5-11	215	24	3	South Carolina	UDFA-'20	5	0	0	0
44	Jake McQuaide	LS	6-2	238	35	12	Ohio State	UFA(LAR)-'21	4	0	0	0
50	Devin Harper	LB	6-0	240	24	R	Oklahoma State	D6-'22	3	0	0	4
51	Devante Bond	LB	6-1	236	29	4	Oklahoma	FA-'21	0	0	0	0
68	Matt Farniok	C	6-5	316	25	2	Nebraska	D7-'21	7	2	0	0
78	Terence Steele	T	6-6	320	25	3	Texas Tech	UDFA-'20	13	13	0	0
79	Matt Waletzko	T	6-7	320	23	R	North Dakota	D5a-'22	3	0	1	2
81	Simi Fehoko	WR	6-4	218	25	2	Stanford	D5-'21	5	0	0	0
89	Ian Bunting	TE	6-7	257	26	1	California	FA-'21	0	0	0	0
95	Johnathan Hankins	DT	6-3	320	30	10	Ohio State	T(LV)-'22	5	3	0	1
PRACTICE SQUAD INJURED												
65	Alec Lindstrom	C	6-3	300	25	R	Boston College	UDFA-'22	0	0	1	0

2022 DALLAS COWBOYS POSITIONAL ROSTER

NO.	NAME	POS.	HT.	WT.	AGE	EXP.	COLLEGE	HOW ACQ.
QUARTERBACKS (3)								
4	Dak Prescott	QB	6-2	228	29	7	Mississippi State	D4b-'16
10	Cooper Rush	QB	6-3	224	29	5	Central Michigan	FA-'20
15	Will Grier	QB	6-1	215	27	4	West Virginia	W(Car)-'21
RUNNING BACKS (3)								
20	Tony Pollard	RB	6-0	212	25	4	Memphis	D4a-'19
21	Ezekiel Elliott	RB	6-0	226	27	7	Ohio State	D1-'16
34	Malik Davis	RB	5-10	205	24	R	Florida	UDFA-'22
WIDE RECEIVERS (7)								
9	KaVontae Turpin	WR	5-7	158	26	R	TCU	UDFA-'22
13	Michael Gallup	WR	6-1	205	26	5	Colorado State	D3-'18
16	T.Y. Hilton	WR	5-10	183	33	10	Florida International	FA-'22
18	Jalen Tolbert	WR	6-1	200	23	R	South Alabama	D3-'22
83	James Washington	WR	5-11	216	26	5	Oklahoma State	UFA (Pit)-'22
85	Noah Brown	WR	6-2	215	26	6	Ohio State	D7b-'17
88	CeeDee Lamb	WR	6-2	197	23	3	Oklahoma	D1-'20
TIGHT ENDS (4)								
84	Sean McKeon	TE	6-5	255	24	3	Michigan	UDFA-'20
86	Dalton Schultz	TE	6-5	255	26	5	Stanford	D4b-'18
87	Jake Ferguson	TE	6-5	252	23	R	Wisconsin	D4-'22
89	Peyton Hendershot	TE	6-4	250	23	R	Indiana	UDFA-'22
OFFENSIVE LINE (7)								
63	Tyler Biadasz	C	6-4	316	25	3	Wisconsin	D4b-'20
66	Connor McGovern	G	6-5	318	25	4	Penn State	D3-'19
70	Zack Martin	G	6-4	315	32	9	Notre Dame	D1-'14
71	Jason Peters	T	6-4	328	40	18	Arkansas	FA-'22
73	Tyler Smith	G/T	6-5	320	21	R	Tulsa	D1-'22
75	Josh Ball	T	6-8	320	24	2	Marshall	D4b-'21
77	Tyron Smith	T	6-5	307	32	12	Southern California	D1-'11
DEFENSIVE LINE (9)								
54	Sam Williams	DE	6-4	270	23	R	Mississippi	D2-'22
56	Dante Fowler	DE	6-3	260	28	8	Florida	FA-'22
90	DeMarcus Lawrence	DE	6-3	255	30	9	Boise State	D2-'14
91	Carlos Watkins	DT	6-3	305	29	6	Clemson	UFA(Hou)-'21
92	Dorance Armstrong	DE	6-3	270	25	5	Kansas	D4a-'18
96	Neville Gallimore	DT	6-2	315	25	3	Oklahoma	D3-'20
97	Osa Odighizuwa	DT	6-2	294	24	2	UCLA	D3a-'21
98	Quinton Bohanna	DT	6-4	330	23	2	Kentucky	D6a-'21
99	Chauncey Golston	DE	6-5	285	24	2	Iowa	D3b-'21
LINEBACKERS (6)								
11	Micah Parsons	LB	6-3	248	23	2	Penn State	D1-'21
14	Jabril Cox	LB	6-3	240	24	2	Louisiana State	D4a-'21
33	Damone Clark	LB	6-3	245	22	R	Louisiana State	D5c-'22
42	Anthony Barr	LB	6-5	257	30	8	UCLA	FA-'22
55	Leighton Vander Esch	LB	6-4	255	26	5	Boise State	D1-'18
57	Luke Gifford	LB	6-3	242	27	4	Nebraska	UDFA-'19
DEFENSIVE BACKS (11)								
1	Kelvin Joseph	CB	5-11	200	23	2	Kentucky	D2-'21
6	Donovan Wilson	S	6-0	205	27	4	Texas A&M	D6-'19
7	Trevon Diggs	CB	6-1	204	24	3	Alabama	D2-'20
24	Israel Mukuamu	S	6-4	215	23	2	South Carolina	D6b-'21
25	Nahshon Wright	CB	6-4	190	24	2	Oregon State	D3c-'21
26	DaRon Bland	CB	6-0	200	23	R	Fresno State	D5b-'22
27	Jayron Kearse	S	6-4	227	28	7	Clemson	FA-'21
28	Malik Hooker	S	6-1	215	26	6	Ohio State	FA-'21
29	C.J. Goodwin	CB	6-3	195	32	7	California (PA)	PS(Cin)-'18
37	Trayvon Mullen	CB	6-2	200	25	4	Clemson	W(Ari)-'22
41	Markquese Bell	S	6-2	215	22	R	Florida A&M	UDFA-'22
SPECIALISTS (3)								
5	Bryan Anger	P	6-3	214	34	11	California	FA-'21
19	Brett Maher	K	6-0	190	33	4	Nebraska	FA-'22
45	Matt Overton	LS	6-0	243	37	10	Western Washington	FA-'22

HOW THE COWBOYS WERE BUILT/CONTRACT STATUS

YEAR	DRAFT PICKS (38)	FREE AGENTS (16)	COLLEGE FREE AGENTS (7)	TRADES/WAIVERS (3)	PRACTICE SQUAD (1)
2011	T. Smith (1st)				
2014	Z. Martin (1st) D. Lawrence (2nd)				
2016	E. Elliott (1st) D. Prescott (4th) A. Brown (6th) *				
2017	J. Lewis (3rd) * N. Brown (7th)				
2018	L. Vander Esch (1st) M. Gallup (3rd) D. Armstrong (4th) D. Schultz (4th-b)				C. Goodwin (PS Cin -'18)
2019	C. McGovern (3rd) T. Pollard (4th) D. Wilson (6th)	L. Gifford (UDFA-'19)			
2020	C. Lamb (1st) T. Diggs (2nd) N. Gallimore (3rd) T. Biadasz (4th-b)	C. Rush (FA-'20)	R. Dowdle (UDFA-'20) * S. McKeon (UDFA-'20) T. Steele (UDFA-'20) *		
2021	M. Parsons (1st) K. Joseph (2nd) O. Odighizuwa (3rd-a) C. Golston (3rd-b) N. Wright (3rd-c) J. Cox (4th-a) J. Ball (4th-b) S. Fehoko (5th) * Q. Bohanna (6th-a) I. Mukuamu (6th-b) M. Farniok (7th) *	B. Anger (FA-'21) D. Bond (FA-'21) * I. Bunting (FA-'21) * M. Hooker (FA-'21) J. Kearse (FA-'21) J. McQuaide (UFA LAR -'21) * C. Watkins (UFA Hou -'21)		W. Grier (W Car -'21)	
2022	T. Smith (1st) S. Williams (2nd) J. Tolbert (3rd) J. Ferguson (4th) D. Bland (5th) D. Clark (5th) M. Waletzko (5th) * D. Harper (6th) *	A. Barr (FA-'22) D. Fowler (FA-'22) T. Hilton (FA-'22) B. Maher (FA-'22) M. Overton (FA-'22) J. Peters (FA-'22) J. Washington (UFA Pit -'22)	M. Bell (UDFA-'22) M. Davis (UDFA-'22) P. Hendershot (UDFA-'22) K. Turpin (UDFA-'22)	J. Hankins (T LV -'22) * T. Mullen (W Ari -'22)	

Key: * Reserve/Injured

CONTRACT STATUS					
PLAYER	SIGNED THROUGH	PLAYER	SIGNED THROUGH	PLAYER	SIGNED THROUGH
Bryan Anger	2024	Neville Gallimore	2023	Trayvon Mullen	2023
Dorance Armstrong	2023	Michael Gallup	2026	Osa Odighizuwa	2024
Josh Ball	2024	Luke Gifford	2022	Matt Overton	2022
Anthony Barr	2022	Chauncey Golston	2024	Micah Parsons	2024
Markquese Bell	2024	C.J. Goodwin	2022	Jason Peters	2022
Tyler Biadasz	2023	Will Grier	2022	Tony Pollard	2022
DaRon Bland	2025	Johnathan Hankins *	2022	Dak Prescott	2024
Quinton Bohanna	2024	Devin Harper *	2025	Cooper Rush	2022
Devante Bond *	2022	Peyton Hendershot	2024	Dalton Schultz	2022
Anthony Brown *	2022	T.Y. Hilton	2022	Tyler Smith	2025
Noah Brown	2022	Malik Hooker	2023	Tyron Smith	2023
Ian Bunting *	2023	Kelvin Joseph	2024	Terence Steele *	2022
Damone Clark	2025	Jayron Kearse	2023	Jalen Tolbert	2025
Jabril Cox	2024	CeeDee Lamb	2023	KaVontae Turpin	2024
Malik Davis	2026	DeMarcus Lawrence	2023	Leighon Vander Esch	2022
Trevon Diggs	2023	Jourdan Lewis *	2023	Matt Waletzko *	2025
Rico Dowdle *	2022	Brett Maher	2022	James Washington	2022
Ezekiel Elliott	2026	Zack Martin	2024	Carlos Watkins	2022
Matt Farniok *	2024	Connor McGovern	2022	Sam Williams	2025
Simi Fehoko *	2024	Sean McKeon	2022	Donovan Wilson	2022
Jake Ferguson	2025	Jake McQuaide *	2022	Nahshon Wright	2024
Dante Fowler	2022	Israel Mukuamu	2024		

2022 DALLAS COWBOYS CONTRACT ANALYSIS

OFFENSE		2022	2023	2024	2025	2026	2027	2028
QB	Grier, Will			UFA				
	Prescott, Dak				UFA			
	Rush, Cooper		UFA					
RB	Davis, Malik			ERFA	RFA	UFA		
	Dowdle, Rico*		RFA	UFA				
	Elliott, Ezekiel						UFA	
	Pollard, Tony		UFA					
WR	Brown, Noah		UFA					
	Fehoko, Simi*				UFA			
	Gallup, Michael						UFA	
	Hilton, T.Y.		UFA					
	Lamb, CeeDee			OPTION	UFA			
	Tolbert, Jalen					UFA		
	Turpin, KaVontae				RFA	UFA		
	Washington, James		UFA					
TE	Bunting, Ian*			RFA	UFA			
	Ferguson, Jake					UFA		
	Hendershot, Peyton				RFA	UFA		
	McKeon, Sean			UFA				
	Schultz, Dalton		UFA					
OL	Ball, Josh				UFA			
	Biadasz, Tyler			UFA				
	Farniok, Matt*				UFA			
	Martin, Zack				UFA			
	McGovern, Connor		UFA					
	Peters, Jason		UFA					
	Smith, Tyler					OPTION	UFA	
	Smith, Tyron			UFA				
	Steele, Terence*		RFA	UFA				
	Waletzko, Matt*					UFA		

DEFENSE		2022	2023	2024	2025	2026	2027	2028
DL	Armstrong, Dorance			UFA				
	Bohanna, Quinton				UFA			
	Fowler, Dante		UFA					
	Gallimore, Neville			UFA				
	Golston, Chauncey				UFA			
	Hankins, Johnathan*		UFA					
	Lawrence, DeMarcus				UFA			
	Odighizuwa, Osa				UFA			
	Watkins, Carlos		UFA					
	Williams, Sam					UFA		
LB	Barr, Anthony		UFA					
	Bond, Devante*			UFA				
	Clark, Damone					UFA		
	Cox, Jabril				UFA			
	Gifford, Luke		UFA					
	Harper, Devin*					UFA		
	Parsons, Micah				OPTION	UFA		
	Vander Esch, Leighton		UFA					
DB	Bell, Markquese				RFA	UFA		
	Bland, DaRon					UFA		
	Brown, Anthony*		UFA					
	Diggs, Trevon			UFA				
	Goodwin, C.J.		UFA					
	Hooker, Malik			UFA				
	Joseph, Kelvin				UFA			
	Kearse, Jayron			UFA				
	Lewis, Jourdan*			UFA				
	Mukuamu, Israel				UFA			
	Mullen, Trayvon		UFA					
	Wilson, Donovan		UFA					
	Wright, Nahshon				UFA			

SPECIAL TEAMS		2022	2023	2024	2025	2026	2027	2028
ST	Anger, Bryan				UFA			
	Maher, Brett		UFA					
	McQuaide, Jake*		UFA					
	Overton, Matt		UFA					

	Player is under contract for season
	Player will be an exclusive rights free agent
	Player will be an unrestricted free agent
	Player will be a restricted free agent
	Player has a club option available

*-Reserve/Injured #Reserve/PUP or NFI &-Reserve/Suspended

WHEN BUILT AND WHEN THEY GOT TO THE COWBOYS

1st Round (11)

[9] Tyron Smith (2011)
 [9] Anthony Barr (2014-MIN)
 [16] Zack Martin (2014)
 [3] Dante Fowler (2015-JAX)
 [4] Ezekiel Elliott (2016)
 [15] Malik Hooker (2017-IND)
 [26] Takk McKinley (2017-ATL)^
 [19] Leighton Vander Esch (2018)
 [17] CeeDee Lamb (2020)
 [12] Micah Parsons (2021)
 [24] Tyler Smith (2022)

2nd Round (8)

[49] Johnathan Hankins (2013-NYG)*
 [34] DeMarcus Lawrence (2014)
 [54] Mackensie Alexander (2016-MIN)^
 [60] James Washington (2018-PIT)
 [40] Trayvon Mullen (2019)
 [51] Trevon Diggs (2020)
 [44] Kelvin Joseph (2021)
 [56] Sam Williams (2022)

3rd Round (11)

[70] Bryan Anger (2012-JAX)
 [92] T.Y. Hilton (2012-IND)
 [92] Jourdan Lewis (2017)*
 [81] Michael Gallup (2018)
 [90] Connor McGovern (2019)
 [100] Will Grier (2019-CAR)
 [82] Neville Gallimore (2020)
 [75] Osa Odighizuwa (2021)
 [84] Chauncey Golston (2021)
 [99] Nahshon Wright (2021)
 [88] Jalen Tolbert (2022)

Key: ^ Practice Squad, * Reserve/Injured

4th Round (11)

[135] Dak Prescott (2016)
 [142] Carlos Watkins (2017-HOU)
 [105] Antonio Callaway (2018-CLE)^
 [116] Dorance Armstrong (2018)
 [137] Dalton Schultz (2018)
 [111] Kendall Sheffield (2019-ATL)^
 [128] Tony Pollard (2019)
 [146] Tyler Biadasz (2020)
 [115] Jabril Cox (2021)
 [138] Josh Ball (2021)
 [129] Jake Ferguson (2022)

5th Round (5)

[152] Qadree Ollison (2019)^
 [179] Simi Fehoko (2021)*
 [155] Matt Waletzko (2022)*
 [167] DaRon Bland (2022)
 [176] Damone Clark (2022)

6th Round (6)

[183] Devante Bond (2016-TB)*
 [189] Anthony Brown (2016)*
 [213] Donovan Wilson (2019)
 [192] Quinton Bohanna (2021)
 [227] Israel Mukuamu (2021)
 [193] Devin Harper (2022)*

7th Round (3)

[244] Jayron Kearsse (2016-MIN)
 [239] Noah Brown (2017)
 [238] Matt Farniok (2021)*

Undrafted (20)

Jake McQuaide (2011-STL)*
 Brett Maher (2013-NYJ)
 C.J. Goodwin (2014-PIT)
 Aviante Collins (2017-MIN)^
 Cooper Rush (2017)
 Ian Bunting (2019-CHI)*
 Luke Gifford (2019)
 Isaac Alarcon (2020)^
 Rico Dowdle (2020)*
 Sean McKeon (2020)
 Terence Steele (2020)*
 Tyler Coyle (2021)^
 Brandon Smith (2021)^
 Markquese Bell (2022)
 Malik Davis (2022)
 Dontario Drummond (2022)^
 Peyton Hendershot (2022)
 Dennis Houston (2022)^
 Juanyeh Thomas (2022)^
 KaVontae Turpin (2022)

WHEN THEY GOT TO THE COWBOYS

WHEN BUILT AND WHEN THEY GOT TO THE COWBOYS

2011 (1)

Tyron Smith, Round 1

2014 (2)

Zack Martin, Round 1

DeMarcus Lawrence, Round 2

2016 (3)

Ezekiel Elliott, Round 1

Dak Prescott, Round 4

Anthony Brown, Round 6*

2017 (2)

Jourdan Lewis, Round 3*

Noah Brown, Round 7

2018 (5)

Leighton Vander Esch, Round 1

Michael Gallup, Round 3

Dorance Armstrong, Round 4

Dalton Schultz, Round 4

C.J. Goodwin, Practice Squad (CIN)

2019 (4)

Connor McGovern, Round 3

Tony Pollard, Round 4

Donovan Wilson, Round 6

Luke Gifford, FA

2020 (9)

CeeDee Lamb, Round 1

Trevon Diggs, Round 2

Neville Gallimore, Round 3

Tyler Biadasz, Round 4

Isaac Alarcon, UDFA^

Rico Dowdle, UDFA*

Sean McKeon, UDFA

Cooper Rush, FA

Terence Steele, UDFA*

2021 (22)

Micah Parsons, Round 1

Kelvin Joseph, Round 2

Chauncey Golston, Round 3

Osa Odighizuwa, Round 3

Nahshon Wright, Round 3

Josh Ball, Round 4

Jabril Cox, Round 4

Simi Fehoko, Round 5*

Quinton Bohanna, Round 6

Israel Mukuamu, Round 6

Matt Farniok, Round 7*

Bryan Anger, FA

Devante Bond, FA*

Ian Bunting, FA*

Aviante Collins, FA^

Tyler Coyle, UDFA^

Will Grier, Waivers (CAR)

Malik Hooker, FA

Jayron Kearse, FA

Jake McQuaide, UFA (STL)*

Brandon Smith, UDFA^

Carlos Watkins, UFA (HOU)

2022 (27)

Tyler Smith, Round 1

Sam Williams, Round 2

Jalen Tolbert, Round 3

Jake Ferguson, Round 4

DaRon Bland, Round 5

Damone Clark, Round 5

Qadree Ollison, Round 5^

Matt Waletzko, Round 5*

Devin Harper, Round 6*

Mackensie Alexander, FA^

Anthony Barr, FA (MIN)

Markquese Bell, UDFA

Antonio Callaway, FA^

Malik Davis, UDFA

Dontario Drummond, UDFA^

Dante Fowler, FA (ATL)

Johnathan Hankins, Trades (LV)*

Peyton Hendershot, UDFA

T.Y. Hilton, FA

Dennis Houston, UDFA^

Brett Maher, FA

Takk McKinley, FA^

Trayvon Mullen, Waivers (ARI)

Kendall Sheffield, FA^

Juanyeh Thomas, UDFA^

KaVontae Turpin, UDFA

James Washington, UFA (PIT)

2022 TRANSACTIONS BY DATE

Jan. 17 Signed **Isaac Alarcon, Devante Bond, Kyron Brown, Ian Bunting, Aviante Collins, Tyler Coyle, Ben DiNucci, Robert Foster, JaQuan Hardy, Braylon Jones, Nick Ralston, Brandon Smith** and **Ito Smith** as Reserve/Future.

Jan. 19 Signed **Josiah Bronson** and **Austin Faoliu** as a Reserve/Future.

Feb. 4 Signed **Chris Naggar** as a Reserve/Future.

Feb. 9 Named **Robert Prince** wide receivers coach.

March 8 Signed **Noah Brown** to a one-year extension. Designated **Dalton Schultz** franchise player.

March 11 ... Released **Robert Foster, Blake Jarwin** and **Greg Zuerlein**. Waived **Reggie Robinson** and **Ito Smith**.

March 14 ... Signed **Michael Gallup** to a five-year contract. Signed **DeMarcus Lawrence** to a one-year extension .

March 16 ... Traded **Amari Cooper** to Cleveland.

March 17 ... Signed **Dorance Armstrong**. Released **La'el Collins** post June-1 designation.

March 18 ... Signed **Malik Hooker, Jake McQuaide** and **Leighton Vander Esch**.

March 21 ... Re-signed **Luke Gifford**. **Dalton Schultz** signed franchise tag. Signed **Dante Fowler** and **James Washington**.

March 23 ... Signed **Jeremy Sprinkle**.

March 24 ... Signed **Bryan Anger** and **Carlos Watkins**.

March 25 ... Signed **Jayron Kears**.

April 8 Signed **Ryan Nall**.

April 14 Released **Hunter Niswander**.

May 4 Released **Sewo Olonilua**.

May 13 Signed **Markquese Bell, Daron Bland, Makavies Bryant, Damone Clark, Malik Davis, Dontario Drummond, James Empey, Ty Fryfogle, Jonathan Garibay, Aaron Hansford, Devin Harper, Peyton Hendershot, Dennis Houston, Storey Jackson, Alec Lindstrom, John Ridgeway, Quandre Mosely, Jaquarii Roberson, Aaron Shampklin, Amon Simon, Tyler Smith, Mika Tafua, Isaac Taylor-Stuart, Juanyeh Thomas, La'Kendrick Van Zandt** and **Matt Waletzko**. Released **Chis Naggar**.

May 17 Signed **Jalen Tolbert** and **Sam Williams**.

May 20 Released **La'Kendrick Van Zandt**.

June 8 Signed **Jake Ferguson**.

July 8 Signed **Lirim Hajrullahu** and **Christian Sam** and placed **Devante Bond** on Reserve/Injured.

July 14 Signed **Malik Jefferson** and released **JaQuan Hardy**.

July 27 Placed **Damone Clark** on Active/NFI. Placed **Dontario Drummond, Michael Gallup, Aaron Hansford** and **Quandre Mosely** on PUP.

July 28 Signed **KaVontae Turpin** and released **Nick Ralston**.

July 29 Activated **Quandre Mosely** from PUP.

Aug. 3 Activated **Aaron Hansford** from PUP, then released.

Aug. 4 Activated **Dontario Drummond** from PUP. Signed **Anthony Barr** and placed him on Active/PUP.

Aug. 9 Released **Jonathan Garibay** and signed **Brett Maher**.

Aug. 15 Released **Austin Faoliu**, waived/injured **Kyron Brown, Ian Bunting, Ty Fryfogle** and **Ryan Nall**. Activated **Anthony Barr** from PUP.

Aug. 23 Released **Lirim Hajrullahu, Quandre Mosely** and **Jaquarii Roberson**, waived/injured **Christian Sam** and placed **Jeremy Sprinkle** on Reserve/Injured.

Aug. 30 Released **Isaac Alarcon, Josiah Bronson, Markavies Bryant, Aviante Collins, Tyler Coyle, Malik Davis, Ben DiNucci, Dontario Drummond, James Empey, C.J. Goodwin, Will Grier, Storey Jackson, Malik Jefferson, Braylon Jones, Alec Lindstrom, Brett Maher, Sean McKeon, Jake McQuaide, Cooper Rush, Amon Simon, Brandon Smith, Mika Tafua, Juanyeh Thomas, T.J. Vasher** and **Carlos Watkins**. Waived/Injured **Aaron Shampklin** and **Isaac Taylor-Stuart**. Placed **Damone Clark** on Reserve/NFI.

Aug. 31 Signed **Isaac Alarcon, Aviante Collins, Tyler Coyle, Malik Davis, Dontario Drummond, Will Grier, Malik Jefferson, Alec Lindstrom, Brett Maher, Sean McKeon, Cooper Rush, Brandon Smith, Mika Tafua, Juanyeh Thomas** and **Carlos Watkins** to the practice squad. Placed **Tyron Smith** and **James Washington** on Reserve/Injured and re-signed **C.J. Goodwin** and **Jake McQuaide**.

Sept. 1 Signed **Qadree Ollison** and **Dakoda Shepley** to the practice squad.

Sept. 5 Signed **Jason Peters** to the practice squad and released **Mika Tafua** from the practice squad.

Sept. 17 Signed **Cooper Rush** and **Brett Maher** from the practice squad to the active roster. Placed **Tarell Basham** on Reserve/Injured and released **John Ridgeway**.

Sept. 20 Released **Dennis Houston**.

Sept. 22 Signed **Dennis Houston** and **Mika Tafua** to the practice squad.

Sept. 26 Signed **Jason Peters** from the practice squad to the active roster.

Oct. 5 Placed **Jake McQuaide** on Reserve/Injured, signed **Will Grier** from the practice squad to the active roster and signed **Matt Overton** and **Tucker Addington** to the practice squad.

Oct. 11 Released **Tucker Addington** and signed **Seth Green** to the practice squad.

Oct. 15 Signed **Matt Overton** from the practice squad to the active roster and placed **Rico Dowdle** and **Simi Fehoko** on Reserve/Injured.

Oct. 22 Placed **Matt Waletzko** on Reserve/Injured and signed **Carlos Watkins** from the practice squad to the active roster.

Oct. 25 Acquired **Johnathan Hankins** in a trade with Las Vegas.

Oct. 26 Placed **Jourdan Lewis** and **Matt Farniok** on Reserve/Injured, activated **Damone Clark** from Reserve/NFI and signed **Kendall Sheffield** to the practice squad.

Oct. 29 Placed **Devin Harper** on Reserve/Injured and signed **Malik Davis** and **Sean McKeon** from the practice squad to the active roster.

Nov. 1 Released **Trysten Hill**.

Nov. 9 Signed **George Moore** and **Alex Taylor** to the practice squad and activated **Tarell Basham** from Reserve/Injured.

Nov. 15 Placed **Alec Lindstrom** on Practice Squad/Injured and released **Mika Tafua** from the practice squad.

Nov. 16 Signed **Antonio Callaway, Brock Hoffman** and **Takk McKinley** to the practice squad.

Nov. 29 Released **Tarell Basham**.

Dec. 6 Released **George Moore** from the practice squad.

Dec. 7 Signed **Mackensie Alexander** to the practice squad.

Dec. 10 Placed **Anthony Brown** on Reserve/Injured and activated **James Washington** from Reserve/Designated for Return.

Dec. 12 Signed **T.Y. Hilton**.

Dec. 14 Signed **Anthony Rush** to the practice squad and released **Malik Jefferson**. Placed **Johnathan Hankins** and **Terence Steele** on Reserve/Injured. Acquired **Trayvon Mullen** off waivers from Arizona.

Dec. 17 Activated **Tyron Smith** from Reserve/Designated for Return.

2022 TRANSACTIONS BY PLAYER

ADDINGTON, Tucker - LS

10/5..... Signed to practice squad
10/11..... Released

ALARCON, Isaac - T

1/17..... Signed as a Reserve/Future
8/30..... Released
8/31..... Signed to practice squad

ALEXANDER, Mackensie - CB

12/7..... Signed to practice squad

ANGER, Bryan - P

3/24..... Signed

ARMSTRONG, Dorance - DE

3/17..... Signed

BARR, Anthony - LB

8/4..... Signed
8/15..... Activated from PUP

BASHAM, Tarell - DE

9/17..... Placed on Reserve/Injured
11/9..... Activated from Reserve/Injured
11/29..... Released

BELL, Markquese - S

5/13..... Signed

BOND, Devante - LB

1/17..... Signed as a Reserve/Future
7/8..... Placed on Reserve/Injured

BRONSON, Josiah - DT

1/19..... Signed as a Reserve/Future
8/30..... Released

BROWN, Anthony - CB

12/10..... Placed on Reserve/Injured

BROWN, Kyron - CB

1/17..... Signed as a Reserve/Future
8/15..... Waived/injured

BROWN, Noah - WR

3/8..... Signed to a one-year extension

BRYANT, Markaviest - DE

5/13..... Signed
8/30..... Released

BUNTING, Ian - TE

1/17..... Signed as a Reserve/Future
8/15..... Waived/injured

CALLAWAY, Antonio - WR

11/16..... Signed to practice squad

CLARK, Damone - LB

7/27..... Placed on Active/NFI
8/30..... Placed on Reserve/NFI
10/26..... Activated from Reserve/NFI

COLLINS, Aviante - T

1/17..... Signed as a Reserve/Future
8/30..... Released

8/31..... Signed to practice squad

COLLINS, La'el - T

3/17..... Released (post-June 1)

COOPER, Amari - WR

3/16..... Traded to Cleveland

COYLE, Tyler - S

1/17..... Signed as a Reserve/Future
8/30..... Released

8/31..... Signed to practice squad

DAVIS, Malik - RB

5/13..... Signed
8/30..... Released

8/31..... Signed to practice squad

10/29..... Signed to active roster

DINUCCI, Ben - QB

1/17..... Signed as a Reserve/Future
8/30..... Released

DOWDLE, Rico - RB

10/15..... Placed on Reserve/Injured

DRUMMOND, Dontario - WR

5/13..... Signed
7/27..... Placed on PUP
8/4..... Activated from PUP
8/30..... Released
8/31..... Signed to practice squad

EMPEY, James - C

5/13..... Signed
8/30..... Released

FARNIOK, Matt - G

10/26..... Placed on Reserve/Injured

FOWLER, Dante - DE

3/21..... Signed

FRYFOGLE, Ty - WR

5/13..... Signed
8/15..... Waived/injured

FAOLI, Austin - DT

1/19..... Signed as a Reserve/Future
8/15..... Released

FEHOKO, Simi - WR

10/15..... Placed on Reserve/Injured

FOSTER, Robert - WR

1/17..... Signed as a Reserve/Future
3/11..... Released

GALLUP, Michael - WR

3/14..... Signed to a five-year contract
7/27..... Placed on PUP

GARIBAY, Jonathan - K

5/13..... Signed
8/9..... Released

GIFFORD, Luke - LB

3/21..... Re-signed

GOODWIN, C.J. - CB

8/30..... Released
8/31..... Signed

GREEN, Seth - TE

10/11..... Signed to practice squad

GRIER, Will - QB

8/30..... Released
8/31..... Signed to practice squad
10/5..... Signed to active roster

HAJRULLAHU, Lirim - K

7/8..... Signed
8/23..... Released

HANKINS, Johnathan - DT

10/25..... Acquired via trade
12/14..... Placed on Reserve/Injured

HANSFORD, Aaron - LB

5/13..... Signed
7/27..... Placed on PUP
8/3..... Passed physical and waived

HARDY, JaQuan - RB

1/17..... Signed as a Reserve/Future
7/14..... Released

HARPER, Devin - LB

10/29..... Placed on Reserve/Injured

HENDERSHOT, Peyton - TE

5/13..... Signed
11/1..... Released

HILTON, T.Y. - WR

12/12..... Signed to active roster

HOFFMAN, Brock - C

11/16..... Signed to practice squad

HOOKER, Malik - S

3/18..... Signed

HOUSTON, Dennis - WR

5/13..... Signed
9/20..... Released
9/22..... Signed to practice squad

JACKSON, Storey - LB

5/13..... Signed
8/30..... Released

JARWIN, Blake - TE

3/11..... Released

JEFFERSON, Malik - LB

7/14..... Signed
8/30..... Released
8/31..... Signed to practice squad
12/14..... Released

JONES, Braylon - C

1/17..... Signed as a Reserve/Future
8/30..... Released

KEARSE, Jayron - S

3/25..... Signed

LAWRENCE, DeMarcus - DE

3/14..... Signed to a one-year extension

LEWIS, Jourdan - CB

10/26..... Placed on Reserve/Injured

LINDSTROM, Alec - C

5/13..... Signed
8/30..... Released
8/31..... Signed to practice squad
11/15..... Placed on Practice Squad/Injured

MAHER, Brett - K

8/9..... Signed
8/30..... Released
8/31..... Signed to practice squad
9/17..... Signed to active roster

McKEON, Sean - TE

8/30..... Released
8/31..... Signed to practice squad
10/29..... Signed to active roster

McKINLEY, Takk - LB

11/16..... Signed to practice squad

McQUAIDE, Jake - LS

3/18..... Signed
8/30..... Released
8/31..... Signed
10/5..... Placed on Reserve/Injured

MOORE, George - T

11/9..... Signed practice squad
12/6..... Released

MOSELY, Quandre - CB

5/13..... Signed
7/27..... Placed on PUP
7/29..... Activated from PUP
8/23..... Released

MULLEN, Trayvon - CB

12/14..... Acquired off waivers

NAGGAR, Chris - K

2/4..... Signed as a Reserve/Future
5/13..... Released

NALL, Ryan - FB

4/8..... Signed
8/15..... Waived/injured
NISWANDER, Hunter - P

4/14..... Released

OLLISON, Qadree - RB

9/1..... Signed to practice squad

OLONILUA, Sewo - FB

5/4..... Released

OVERTON, Matt - LS

10/5..... Signed to practice squad
10/15..... Signed to active roster

PETERS, Jason - T

9/5..... Signed to practice squad
9/26..... Signed

PRINCE, Robert

2/9..... Named Wide Receivers Coach

RALSTON, Nick - FB

1/17..... Signed as a Reserve/Future
7/28..... Released

RIDGEWAY, John - DT

9/17..... Released

ROBERSON, Jaquarii - WR

5/13..... Signed
8/23..... Released

ROBINSON, Reggie - CB

3/11..... Waived

RUSH, Anthony - DT

12/14..... Signed to practice squad

RUSH, Cooper - QB

8/30..... Released
8/31..... Signed to practice squad
9/17..... Signed to active roster

SAM, Christian - LB

7/8..... Signed
8/23..... Waived/injured

SCHULTZ, Dalton - TE

3/8..... Designated Franchise Player
3/21..... Signed franchise tag

SHAMPKIN, Aaron - RB

5/13..... Signed
8/30..... Waived/Injured

SHEFFIELD, Kendall - CB

10/26..... Signed to practice squad

SHEPLEY, Dakota - G

9/1..... Signed to practice squad

SIMON, Amon - T

5/13..... Signed
8/30..... Released

SMITH, Brandon - WR

1/17..... Signed as a Reserve/Future
8/30..... Released
8/31..... Signed to practice squad

2022 TRANSACTIONS BY PLAYER, cont.

SMITH, Ito - RB

1/17.....Signed as a Reserve/Future

3/11.....Waived

SMITH, Tyron - T

8/31.....Placed on Reserve/Injured

12/17.....Activated

SPRINKLE, Jeremy - TE

3/23.....Signed

8/23.....Placed on IR

STEELE, Terence - T

12/14.....Placed on Reserve/Injured

TAFUA, Mika - DE

5/13.....Signed

8/30.....Released

8/31.....Signed to practice squad

9/5.....Released

9/22.....Signed to practice squad

11/15.....Released

TAYLOR, Alex - T

11/9.....Signed to practice squad

TAYLOR-STUART, Isaac - CB

5/13.....Signed

8/30.....Waived/Injured

THOMAS, Juanyeh - S

5/13.....Signed

8/30.....Released

8/31.....Signed to practice squad

TURPIN, KaVontae - WR

7/28.....Signed

VAN ZANDT, La'Kendrick - S

5/13.....Signed

5/20.....Released

VANDER ESCH, Leighton - LB

3/18.....Signed

VASHER, T.J. - WR

8/30.....Released

WALETZKO, Matt - T

10/22.....Placed on Reserve/Injured

WASHINGTON, James - WR

3/21.....Signed

8/31.....Placed on Reserve/Injured

12/10.....Activated

WATKINS, Carlos - DT

3/24.....Signed

8/30.....Released

8/31.....Signed to practice squad

10/22.....Signed to active roster

ZUERLEIN, Greg - K

3/11.....Released



TEAM AND INDIVIDUAL STATS

2022 DALLAS COWBOYS STATISTICS

WON 10, LOST 4

9/11	L	3-19	Tampa Bay	93,797
9/18	W	20-17	Cincinnati	92,944
9/26	W	23-16	at N.Y. Giants	79,445
10/2	W	25-10	Washington	92,946
10/9	W	22-10	at L.A. Rams	74,154
10/16	L	17-26	at Philadelphia	69,879
10/23	W	24-6	Detroit	93,487
10/30	W	49-29	Chicago	93,767
11/13	L	28-31 (OT)	at Green Bay	78,433
11/20	W	40-3	at Minnesota	66,992
11/24	W	28-20	N.Y. Giants	93,568
12/4	W	54-19	Indianapolis	93,086
12/11	W	27-23	Houston	93,843
12/18	L	34-40 (OT)	at Jacksonville	69,050

2022 TEAM STATISTICS

	DAL	OPP.
FIRST DOWNS	286	269
Rushing	114	102
Passing	154	138
Penalty	18	29
Third Down-Made/Att	85/185	69/187
Third Down Efficiency	45.9%	36.9%
Fourth Down-Made/Att	8/15	9/17
Fourth Down Efficiency	53.3%	52.9%
TOTAL NET YARDS	5,072	4,545
Avg. Per Game	362.3	324.6
Total Plays	902	904
Avg. Per Play	5.6	5.0
NET YARDS RUSHING	2,032	1,863
Avg. Per Game	145.1	133.1
Total Rushes	441	403
Avg. Per Rush	4.6	4.6
NET YARDS PASSING	3,040	2,682
Avg. Per Game	217.1	191.6
Sacked/Yards Lost	19/114	49/329
Gross Yards	3,154	3,011
Attempts/Completions	442/285	452/290
Pct. of Completion	64.5%	64.2%
Had Intercepted	14	12
PUNTS/AVERAGE	54/48.8	58/46.8
Net Punting Average	42.8	40.3
PUNT RETURN/AVG.	22/11.9	25/8.1
KICKOFF RETURN/AVG.	19/23.4	17/23.7
INTERCEPTION RETURN/AVG.	12/4.8	14/18.1
PENALTIES/YARDS	91/697	84/707
FUMBLES/BALL LOST	10/3	22/14
TOUCHDOWNS	47	27
Rushing	22	7
Passing	22	19
Returns	3	1
EXTRA POINTS/ATTEMPTS	43/45	21/21
TWO POINT CONVERSION/ATT.	0/2	1/5
FIELD GOALS/ATTEMPTS	23/26	28/32
AVG. TIME OF POSSESSION	29:14	30:46

SCORE BY PERIODS	Q1	Q2	Q3	Q4	OT	PTS
TEAM	77	114	89	114	0	394
OPPONENTS	41	107	58	54	9	269

SCORING	TD	RU	PA	RT	PAT	FG	2PT	S	PTS
B. Maher	0	0	0	0	43/45	23/26	0	0	112
T. Pollard	12	9	3	0	0/0	0/0	0	0	72
E. Elliott	10	10	0	0	0/0	0/0	0	0	60
C. Lamb	6	0	6	0	0/0	0/0	0	0	36
N. Brown	3	0	3	0	0/0	0/0	0	0	18
M. Gallup	3	0	3	0	0/0	0/0	0	0	18
P. Hendershot	3	1	2	0	0/0	0/0	0	0	18
D. Schultz	3	0	3	0	0/0	0/0	0	0	18
J. Ferguson	2	0	2	0	0/0	0/0	0	0	12
M. Davis	1	1	0	0	0/0	0/0	0	0	6
M. Hooker	1	0	0	1	0/0	0/0	0	0	6
D. Lawrence	1	0	0	1	0/0	0/0	0	0	6
M. Parsons	1	0	0	1	0/0	0/0	0	0	6
D. Prescott	1	1	0	0	0/0	0/0	0	0	6
TEAM	47	22	22	3	43/45	23/26	0	0	394
OPPONENTS	27	7	19	1	21/21	28/32	1	0	269

2-Pt Conv: B. Anger 0, **TM** 0-2, **OPP** 1-5

SACKS: M. Parsons 13.0, D. Armstrong 8.0, D. Lawrence 6.0, D. Fowler 5.0, D. Wilson 4.0, O. Odighizuwa 3.0, S. Williams 3.0, J. Kearse 2.0, N. Gallimore 1.0, L. Vander Esch 1.0, C. Golston 1.0, A. Barr 1.0, J. Lewis 1.0, **TM** 49.0, **OPP** 19.0

FUM/LOST: K. Turpin 2/1, D. Prescott 2/0, C. Rush 2/0, N. Brown 1/1, D. Schultz 1/1, P. Hendershot 1/0, D. Armstrong 1/0, **TM** 10/3, **OPP** 22/14

PASSING	ATT	CMP	YDS	CMP%	YDS/ATT	TD	TD%	INT	INT%	LONG	SACK/LOST	RATING
D. Prescott	281	191	2,103	68.0	7.5	17	6.0	11	3.9	68t	12/65	93.8
C. Rush	161	94	1,051	58.4	6.5	5	3.1	3	1.9	46	7/49	80.5
C. Lamb	1	0	0	0.0	0.0	0	0.0	0	0.0	00	0/0	39.6
TEAM	443	285	3,154	64.3	7.1	22	5.0	14	3.2	68t	19.0/114	88.7
OPPONENTS	452	290	3,011	64.2	6.7	19	4.2	12	2.7	75t	49.0/329	86.3

RUSHING	NO.	YDS	AVG	LONG	TD
T. Pollard	177	969	5.5	57t	9
E. Elliott	188	774	4.1	27	10
D. Prescott	30	114	3.8	25	1
M. Davis	23	103	4.5	23t	1
C. Lamb	10	47	4.7	14	0
K. Turpin	3	17	5.7	11	0
C. Rush	9	6	0.7	6	0
P. Hendershot	1	2	2.0	2t	1
TEAM	441	2,032	4.6	57t	22
OPPONENTS	403	1,863	4.6	36t	7

RECEIVING	NO.	YDS	AVG	LONG	TD
C. Lamb	81	1,087	13.4	39	6
D. Schultz	43	445	10.3	30	3
N. Brown	40	533	13.3	51	3
M. Gallup	31	339	10.9	27	3
T. Pollard	33	310	9.4	68t	3
E. Elliott	16	86	5.4	31	0
J. Ferguson	16	139	8.7	30	2
P. Hendershot	11	103	9.4	29	2
D. Houston	2	16	8.0	11	0
M. Davis	4	40	10.0	14	0
S. Fehoko	3	24	8.0	12	0
J. Tolbert	2	12	6.0	8	0
S. McKeon	2	11	5.5	10	0
K. Turpin	1	9	9.0	9	0
J. Washington	0	0	0.0	0	0
TEAM	285	3,154	11.1	68t	22
OPPONENTS	290	3,011	10.4	75t	19

INTERCEPTIONS	NO.	YDS	AVG	LONG	TD
D. Bland	4	19	4.8	15	0
T. Diggs	3	10	3.3	7	0
M. Hooker	2	29	14.5	26	0
J. Lewis	1	0	0.0	0	0
D. Wilson	1	0	0.0	0	0
I. Mukuamu	1	0	0.0	0	0
TEAM	12	58	4.8	26	0
OPPONENTS	14	253	18.1	52t	1

PUNTING	NO.	YDS	AVG	NET	TB	IN	LG	B
B. Anger	54	2,635	48.8	42.8	6	21	83	0
TEAM	54	2,635	48.8	42.8	6	21	83	0
OPPONENTS	58	2,717	46.8	40.3	4	25	63	1

PUNT RETURNS	RET	FC	YDS	AVG	LONG	TD
K. Turpin	22	23	261	11.9	52	0
TEAM	22	23	261	11.9	52	0
OPPONENTS	25	17	203	8.1	20	0

KICKOFF RETURNS	NO.	YDS	AVG	LONG	TD
K. Turpin	18	426	23.7	63	0
P. Hendershot	1	18	18.0	18	0
TEAM	19	444	23.4	63	0
OPPONENTS	17	403	23.7	34	0

FIELD GOALS	1-19	20-29	30-39	40-49	50+
B. Maher	0/0	7/7	4/4	3/4	9/11
TEAM	0/0	7/7	4/4	3/4	9/11
OPPONENTS	0/0	4/4	5/6	10/11	9/11

B. Maher: (51) (54, 50) (26, 28, 59WL, 44) (53, 45, 28, 29) (33, 40, 36) (30, 59WR) (22) () (27, 53, 60, 50) (46WR) () (33, 53) (24, 53)

OPP: (44, 38, 36WL, 29, 47) (43, 50, 46) (47B, 42, 51, 51) (45) (29, 51WR) (51, 34) (40, 53) (36) (54SH, 28) (25) (57, 47) (52, 34) (43, 50, 54) (33, 48)

2022 DALLAS COWBOYS DEFENSIVE STATISTICS

RNK	PLAYER	TKL	AST	TOTAL	SACKS/YDS	TFL/YDS	QBPR	FR	FF	INT/YDS	PD
1.	Vander Esch, Leighton	69	31	100	1.0/-4	3/-5	3		1		1
2.	Wilson, Donovan	71	23	94	4.0/-30	3/-4	9	1	2	1/0	2
3.	Kearse, Jayron	49	19	68	2.0/-12	5/-10	5	1	1		4
4.	Diggs, Trevon	50	5	55				1		3/10	13
5.	Hooker, Malik	38	17	55		2/-4		1		2/29	2
6.	Lawrence, DeMarcus	42	8	50	6.0/-35	6/-9	36	2	2		
7.	Parsons, Micah	31	17	48	13.0/-87	5/-10	51	2	3		3
8.	Brown, Anthony	35	9	44		1/-1			1		7
9.	Barr, Anthony	30	13	43	1.0/-9	1/-4	5	1			1
10.	Bland, DaRon	31	10	41						4/19	6
11.	Clark, Damone	23	13	36			1		2		
12.	Odighizuwa, Osa	19	13	32	3.0/-22	4/-14	15		1		
13.	Lewis, Jourdan	21	6	27	1.0/0					1/0	1
14.	Gallimore, Neville	15	10	25	1.0/-9	1/-2	5				1
15.	Watkins, Carlos	9	12	21			4				
16.	Fowler, Dante	17	2	19	5.0/-42	3/-11	20		1		2
17.	Armstrong, Dorance	11	8	19	8.0/-54		22	2	1		
18.	Williams, Sam	11	7	18	3.0/-23	6/-14	16	3	1		1
19.	Bohanna, Quinton	6	10	16		3/-2	2				
20.	Mukuamu, Israel	12	3	15			1			1/0	1
21.	Joseph, Kelvin	11	2	13					1		2
22.	Hankins, Johnathan	11	1	12		1/-3	2				
23.	Golston, Chauncey	7	3	10	1.0/-2	1/-2	5				
24.	Hill, Trysten	4	2	6		1/-4	4				
25.	Wright, Nahshon	3	1	4							
26.	Cox, Jabril	1	1	2							
27.	Gifford, Luke	0	2	2					1		
28.	Bell, Markquese	1	0	1							
29.	Basham, Tarell						1				

Ast=Assist, TFL=Tackle for a Loss, QBPR=Pressures, Int=Interception, FR=Fumble Recovery, FF=Forced Fumble, PD=Pass Defense

2022 COWBOYS SPECIAL TEAMS						
RNK	PLAYER	S	A	TOT	FF	BL
1.	Gifford, Luke	7	4	11	1	
2.	Joseph, Kelvin	5	1	6		
3.	Goodwin, C.J.	2	4	6	1	
4.	Hendershot, Peyton	3	1	4		
5.	Clark, Damone	2	1	3		
	Overton, Matt	2	1	3		
7.	Bland, DaRon	2	0	2		
	Davis, Malik	2	0	2		
	Wilson, Donovan	2	0	2		
10.	Brown, Noah	1	0	1		
	Cox, Jabril	1	0	1		
	Dowdle, Rico	1	0	1		
	Ferguson, Jake	1	0	1		
	Mukuamu, Israel	1	0	1		
	Ollison, Qadree	1	0	1		
	Pollard, Tony	1	0	1		
	Wright, Nahshon	1	0	1		
18.	McKeon, Sean	0	1	1		1
19.	Armstrong, Dorance	0	0	0		2

DEFENSIVE STATS BY RANK							
PRESSURES		SACKS		TACKLES FOR LOSS		INTERCEPTIONS	
PLAYER	NO	PLAYER	NO	PLAYER	NO	PLAYER	NO
1. M. Parsons	51	1. M. Parsons	13.0	1. D. Lawrence	6	1. D. Bland	4
2. D. Lawrence	36	2. D. Armstrong	8.0	S. Williams	6	2. T. Diggs	3
3. D. Armstrong	22	3. D. Lawrence	6.0	3. J. Kearse	5	3. M. Hooker	2
4. D. Fowler	20	4. D. Fowler	5.0	M. Parsons	5	4. J. Lewis	1
5. S. Williams	16	5. D. Wilson	4.0	5. O. Odighizuwa	4	I. Mukuamu	1

FORCED FUMBLES		FUMBLE RECOVERIES		PASSES DEFENSED	
PLAYER	NO	PLAYER	NO	PLAYER	NO
1. M. Parsons	3	1. S. Williams	3	1. T. Diggs	13
2. D. Clark	2	2. D. Armstrong	2	2. A. Brown	7
		D. Lawrence	2	3. D. Bland	6
		D. Wilson	2	4. J. Kearse	4
5. D. Armstrong	1	5. A. Barr	1	5. M. Parsons	3

2022 SNAP COUNT

QB	OFFENSE												RB	WR	OL	DL	LB	DB	Specialists	Total	Saps	Pct																																																																																																																																																																																																																																																																																																																																																																																																																																																																																																																																																																																																																																																																																																																																																																																																																																																																																																																																																																																																																	
	Total Plays-Of-Def																																																																																																																																																																																																																																																																																																																																																																																																																																																																																																																																																																																																																																																																																																																																																																																																																																																																																																																																																																																																																																						
	QB	RB	WR	TE	OL	DL	LB	DB	Specialists	QB	RB	WR											TE																																																																																																																																																																																																																																																																																																																																																																																																																																																																																																																																																																																																																																																																																																																																																																																																																																																																																																																																																																																																																
1	2	3	4	5	6	7	8	9	10	11	12	13	14	15	16	17	18	19	20	21	22	23	24	25	26	27	28	29	30	31	32	33	34	35	36	37	38	39	40	41	42	43	44	45	46	47	48	49	50	51	52	53	54	55	56	57	58	59	60	61	62	63	64	65	66	67	68	69	70	71	72	73	74	75	76	77	78	79	80	81	82	83	84	85	86	87	88	89	90	91	92	93	94	95	96	97	98	99	100	101	102	103	104	105	106	107	108	109	110	111	112	113	114	115	116	117	118	119	120	121	122	123	124	125	126	127	128	129	130	131	132	133	134	135	136	137	138	139	140	141	142	143	144	145	146	147	148	149	150	151	152	153	154	155	156	157	158	159	160	161	162	163	164	165	166	167	168	169	170	171	172	173	174	175	176	177	178	179	180	181	182	183	184	185	186	187	188	189	190	191	192	193	194	195	196	197	198	199	200	201	202	203	204	205	206	207	208	209	210	211	212	213	214	215	216	217	218	219	220	221	222	223	224	225	226	227	228	229	230	231	232	233	234	235	236	237	238	239	240	241	242	243	244	245	246	247	248	249	250	251	252	253	254	255	256	257	258	259	260	261	262	263	264	265	266	267	268	269	270	271	272	273	274	275	276	277	278	279	280	281	282	283	284	285	286	287	288	289	290	291	292	293	294	295	296	297	298	299	300	301	302	303	304	305	306	307	308	309	310	311	312	313	314	315	316	317	318	319	320	321	322	323	324	325	326	327	328	329	330	331	332	333	334	335	336	337	338	339	340	341	342	343	344	345	346	347	348	349	350	351	352	353	354	355	356	357	358	359	360	361	362	363	364	365	366	367	368	369	370	371	372	373	374	375	376	377	378	379	380	381	382	383	384	385	386	387	388	389	390	391	392	393	394	395	396	397	398	399	400	401	402	403	404	405	406	407	408	409	410	411	412	413	414	415	416	417	418	419	420	421	422	423	424	425	426	427	428	429	430	431	432	433	434	435	436	437	438	439	440	441	442	443	444	445	446	447	448	449	450	451	452	453	454	455	456	457	458	459	460	461	462	463	464	465	466	467	468	469	470	471	472	473	474	475	476	477	478	479	480	481	482	483	484	485	486	487	488	489	490	491	492	493	494	495	496	497	498	499	500	501	502	503	504	505	506	507	508	509	510	511	512	513	514	515	516	517	518	519	520	521	522	523	524	525	526	527	528	529	530	531	532	533	534	535	536	537	538	539	540	541	542	543	544	545	546	547	548	549	550	551	552	553	554	555	556	557	558	559	560	561	562	563	564	565	566	567	568	569	570	571	572	573	574	575	576	577	578	579	580	581	582	583	584	585	586	587	588	589	590	591	592	593	594	595	596	597	598	599	600	601	602	603	604	605	606	607	608	609	610	611	612	613	614	615	616	617	618	619	620	621	622	623	624	625	626	627	628	629	630	631	632	633	634	635	636	637	638	639	640	641	642	643	644	645	646	647	648	649	650	651	652	653	654	655	656	657	658	659	660	661	662	663	664	665	666	667	668	669	670	671	672	673	674	675	676	677	678	679	680	681	682	683	684	685	686	687	688	689	690	691	692	693	694	695	696	697	698	699	700	701	702	703	704	705	706	707	708	709	710	711	712	713	714	715	716	717	718	719	720	721	722	723	724	725	726	727	728	729	730	731	732	733	734	735	736	737	738	739	740	741	742	743	744	745	746	747	748	749	750	751	752	753	754	755	756	757	758	759	760	761	762	763	764	765	766	767	768	769	770	771	772	773	774	775	776	777	778	779	780	781	782	783	784	785	786	787	788	789	790	791	792	793	794	795	796	797	798	799	800	801	802	803	804	805	806	807	808	809	810	811	812	813	814	815	816	817	818	819	820	821	822	823	824	825	826	827	828	829	830	831	832	833	834	835	836	837	838	839	840	841	842	843	844	845	846	847	848	849	850	851	852	853	854	855	856	857	858	859	860	861	862	863	864	865	866	867	868	869	870	871	872	873	874	875	876	877	878	879	880	881	882	883	884	885	886	887	888	889	890	891	892	893	894	895	896	897	898	899	900	901	902	903	904	905	906	907	908	909	910	911	912	913	914	915	916	917	918	919	920	921	922	923	924	925	926	927	928	929	930	931	932	933	934	935	936	937	938	939	940	941	942	943	944	945	946	947	948	949	950	951	952	953	954	955	956	957	958	959	960	961	962	963	964	965	966	967	968	969	970	971	972	973	974	975	976	977	978	979	980	981	982	983	984	985	986	987	988	989	990	991	992	993	994	995	996	997	998	999	1000

GAME-BY-GAME PLAYER PARTICIPATION

	TB	CIN	@ NYG	WAS	@ LAR	@ PHI	DET	CHI	@ GB	@ MIN	NYG	IND	HOU	@ JAX	PHI	@ TEN	@ WAS				
PLAYERS	9/11	9/18	9/26	10/2	10/9	10/16	10/23	10/30	11/13	11/20	11/24	12/4	12/11	12/18	12/24	12/29	1/8	GP	GS	DNP	I
Isaac Alarcon	PS	PS	PS	PS	PS	PS	PS	PS	PS	PS	PS	PS	PS	PS	-	-	-	0	0	0	0
Mackensie Alexander	^	^	^	^	^	^	^	^	^	^	^	^	PS	PS	-	-	-	0	0	0	0
Bryan Anger	P	P	P	P	P	P	P	P	P	P	P	P	P	P	-	-	-	14	0	0	0
Dorance Armstrong	DE	P	DE	P	DE	DE	P	P	DE	P	P	P	P	P	-	-	-	14	5	0	0
Josh Ball	DNP	DNP	DNP	P	P	DNP	P	P	P	P	P	P	P	P	-	-	-	10	0	4	0
Anthony Barr	P	LB	P	LB	P	P	LB	LB	I	I	I	LB	LB	LB	-	-	-	11	7	0	3
Tarell Basham	P	IR	IR	IR	IR	IR	DFR	DFR	P	D	D	^	^	^	-	-	-	2	0	0	2
Markquese Bell	D	P	P	P	D	D	D	P	D	D	D	D	D	P	-	-	-	5	0	0	9
Tyler Biadasz	C	C	C	C	C	C	C	C	C	C	C	C	C	C	-	-	-	14	14	0	0
DaRon Bland	P	P	P	P	P	P	P	P	NCB	P	NCB	NCB	CB	NCB	-	-	-	14	5	0	0
Quinton Bohanna	DT	DT	DT	DT	I	DT	DT	DT	DT	D	DT	I	P	P	-	-	-	11	9	0	3
Devante Bond	IR	IR	IR	IR	IR	IR	IR	IR	IR	IR	IR	IR	IR	IR	-	-	-	0	0	0	0
Anthony Brown	CB	CB	CB	CB	CB	CB	CB	CB	CB	CB	CB	CB	IR	IR	-	-	-	12	12	0	0
Noah Brown	WR	WR	WR	WR	WR	WR	WR	I	WR	WR	WR	WR	P	P	-	-	-	13	11	0	1
Ian Bunting	IR	IR	IR	IR	IR	IR	IR	IR	IR	IR	IR	IR	IR	IR	-	-	-	0	0	0	0
Antonio Callaway	^	^	^	^	^	^	^	^	^	PS	PS	PS	PS	PS	-	-	-	0	0	0	0
Damone Clark	R/NFI	R/NFI	R/NFI	R/NFI	R/NFI	R/NFI	DFR	P	P	LB	LB	P	P	P	-	-	-	7	2	0	0
Aviante Collins	PS	PS	PS	PS	PS	PS	PS	PS	PS	PS	DNP	P	P	PS	-	-	-	2	0	1	0
Jabril Cox	D	D	P	P	P	P	D	D	D	P	P	D	D	D	-	-	-	6	0	0	8
Tyler Coyle	PS	PS	PS	PS	PS	PS	PS	PS	PS	PS	PS	PS	PS	PS	-	-	-	0	0	0	0
Malik Davis	PS	PS	PS	PS	PS	P	P	P	P	P	P	P	P	P	-	-	-	9	0	0	0
Trevon Diggs	CB	CB	CB	CB	CB	CB	CB	CB	CB	CB	CB	CB	CB	CB	-	-	-	14	14	0	0
Rico Dowdle	P	P	P	P	P	IR	IR	IR	IR	IR	IR	IR	IR	IR	-	-	-	5	0	0	0
Dontario Drummond	PS	PS	PS	PS	PS	PS	PS	PS	PS	PS	PS	PS	PS	PS	-	-	-	0	0	0	0
Ezekiel Elliott	RB	RB	RB	RB	RB	RB	RB	I	I	RB	RB	P	RB	RB	-	-	-	12	11	0	2
Matt Farniok	P	LG	LG	P	P	P	P	IR	IR	IR	IR	IR	IR	IR	-	-	-	7	2	0	0
Simi Fehoko	P	P	P	P	P	IR	IR	IR	IR	IR	IR	IR	IR	IR	-	-	-	5	0	0	0
Jake Ferguson	P	TE	TE	P	TE	TE	TE	P	P	P	P	TE	TE	I	-	-	-	13	7	0	1
Dante Fowler	P	P	P	P	P	P	P	P	P	P	P	P	P	P	-	-	-	14	0	0	0
Neville Gallimore	P	P	P	P	DT	P	D	P	P	P	P	P	P	P	-	-	-	13	1	0	1
Michael Gallup	I	I	I	WR	P	WR	P	WR	WR	WR	WR	P	WR	WR	-	-	-	11	8	0	3
Luke Gifford	P	P	D	P	P	P	P	P	P	P	P	P	P	P	-	-	-	13	0	0	1
Chauncey Golston	P	P	P	P	P	P	P	P	D	P	P	P	D	P	-	-	-	12	0	0	2
C.J. Goodwin	P	P	P	P	P	P	P	P	P	P	P	P	P	P	-	-	-	14	0	0	0
Seth Green	A	A	A	A	A	PS	PS	PS	PS	PS	PS	PS	PS	PS	-	-	-	0	0	0	0
Will Grier	PS	DNP	DNP	DNP	DNP	DNP	D	D	D	D	D	D	D	D	-	-	-	0	0	5	8
Johnathan Hankins	^	^	^	^	^	^	^	P	P	DT	I	DT	DT	IR	-	-	-	5	3	0	1
Devin Harper	P	P	P	D	D	D	D	IR	IR	IR	IR	IR	IR	IR	-	-	-	3	0	0	4
Peyton Hendershot	P	P	TE	P	P	P	P	P	P	P	P	P	P	TE	-	-	-	14	2	0	0
Trysten Hill	P	P	P	P	P	P	P	D	^	^	^	^	^	^	-	-	-	7	0	0	1
T.Y. Hilton	^	^	^	^	^	^	^	^	^	^	^	^	^	D	-	-	-	0	0	0	1
Malik Hooker	P	S	S	S	P	P	S	I	P	S	P	P	S	P	-	-	-	13	6	0	1
Dennis Houston	P	P	PS	PS	PS	PS	PS	PS	PS	PS	PS	PS	PS	PS	-	-	-	2	0	0	0
Malik Jefferson	PS	PS	PS	PS	PS	PS	PS	PS	PS	PS	PS	PS	PS	^	-	-	-	0	0	0	0
Kelvin Joseph	P	P	P	P	P	P	P	P	P	P	I	P	P	CB	-	-	-	13	1	0	1
Jayron Kearse	S	I	I	I	S	S	S	S	S	S	S	S	S	S	-	-	-	11	11	0	3
CeeDee Lamb	WR	WR	WR	WR	WR	WR	WR	WR	WR	WR	WR	WR	WR	WR	-	-	-	14	14	0	0
DeMarcus Lawrence	DE	DE	DE	DE	DE	DE	DE	DE	DE	DE	DE	DE	DE	DE	-	-	-	14	14	0	0
Jourdan Lewis	NCB	P	NCB	DNP	NCB	NCB	P	IR	IR	IR	IR	IR	IR	IR	-	-	-	6	4	1	0
Alec Lindstrom	PS	DNP	PS	PS	PS	PS	PS	PS	PS	PSI	PSI	PSI	PSI	PSI	-	-	-	0	0	1	0
Brett Maher	P	P	P	P	P	P	P	P	P	P	P	P	P	P	-	-	-	14	0	0	0
Zack Martin	RG	RG	RG	RG	RG	RG	RG	RG	RG	RG	RG	RG	RG	RG	-	-	-	14	14	0	0
Connor McGovern	LG	I	I	LG	LG	LG	LG	LG	LG	LG	LG	LG	LG	LG	-	-	-	12	12	0	2
Sean McKeon	PS	PS	P	PS	PS	P	P	P	P	P	P	P	P	P	-	-	-	10	0	0	0
Takk McKinley	^	^	^	^	^	^	^	^	^	PS	D	PS	PS	PS	-	-	-	0	0	0	1
Jake McQuaide	P	P	P	P	IR	IR	IR	IR	IR	IR	IR	IR	IR	IR	-	-	-	4	0	0	0
Israel Mukuamu	D	S	P	S	P	P	P	S	P	P	P	P	P	P	-	-	-	13	3	0	1
Osa Odighizuwa	DT	DT	DT	DT	DT	DT	DT	DT	DT	DT	DT	DT	DT	DT	-	-	-	14	14	0	0
Qadree Ollison	PS	PS	PS	PS	PS	PS	PS	P	P	PS	PS	PS	PS	PS	-	-	-	2	0	0	0
Matt Overton	^	^	^	^	P	P	P	P	P	P	P	P	P	P	-	-	-	10	0	0	0
Micah Parsons	LB	DE	LB	DE	LB	LB	DE	DE	LB	DE	DE	DE	DE	DE	-	-	-	14	14	0	0
Jason Peters	PS	PS	P	P	I	P	P	P	DNP	P	DNP	P	P	P	-	-	-	9	0	2	1
Tony Pollard	RB	P	P	P	P	P	P	RB	RB	P	P	RB	P	P	-	-	-	14	4	0	0
Dak Prescott	QB	I	I	I	I	I	QB	QB	QB	QB	QB	QB	QB	QB	-	-	-	9	9	0	5
John Ridgeway	D	A	^	^	^	^	^	^	^	^	^	^	^	^	-	-	-	0	0	0	1
Cooper Rush	P	QB	QB	QB	QB	QB	DNP	DNP	DNP	P	DNP	P	DNP	DNP	-	-	-	8	5	6	0
Dalton Schultz	TE	TE	I	TE	TE	D	TE	TE	TE	TE	TE	TE	TE	TE	-	-	-	12	12	0	2
Dakoda Shepley	PS	PS	PS	PS	PS	PS	PS	PS	P	P	PS	PS	PS	PS	-	-	-	3	0	0	0
Brandon Smith	PS	PS	PS	PS	PS	PS	PS	PS	PS	PS	PS	PS	PS	PS	-	-	-	0	0	0	0
Tyler Smith	LT	LT	LT	LT	LT	LT	LT	LT	LT	LT	LT	LT	LT	LT	-	-	-	14	14	0	0
Tyron Smith	IR	IR	IR	IR	IR	IR	IR	IR	IR	IR	IR	IR	IR	DFR	-	-	-	1	1	0	0
Terence Steele	RT	RT	RT	RT	RT	RT	RT	RT	RT	RT	RT	RT	RT	IR	-	-	-	13	13	0	0
Mika Ta'ua	^	^	PS	PS	PS	PS	PS	PS	PS	A	^	^	^	^	-	-	-	0	0	0	0
Juanyeh Thomas	PS	PS	PS	PS	PS	PS	PS	PS	PS	PS	PS	PS	PS	PS	-	-	-	0	0	0	0
Jalen Tolbert	D	D	P	D	D	P	P	WR	P	P	P	P	D	D	-	-	-	8	1	0	6
KaVontae Turpin	P	P	P	P	P	P	P	P	P	P	P	P	P	P	-	-	-	14	0	0	0
Leighton Vander Esch	LB	LB	LB	LB	LB	LB	LB	LB	LB	LB	LB	LB	LB	LB	-	-	-	14	14	0	0
Matt Waletzko	P	P	P	D	DNP	D	IR	IR	IR	IR	IR	IR	IR	IR	-	-	-	3	0	1	2
James Washington	IR	IR	IR	IR	IR	IR	IR	IR	IR	IR											

LEGEND:
Position abbreviation indicated start, P=Played, D=Inactive, DNP=Did Not Play, I=Inactive/Injured, IR=Reserve/Injured, R/NFI=Reserve/Non-Football Injury, DFR=Reserve/Designated for Return, A=Not on Roster, PS=Practice Squad, PSI=Practice Squad Injured, ^=With Other Team

GAME-BY-GAME STARTERS AND INACTIVES

2022 REGULAR SEASON

OFFENSE

DATE	OPPONENT	WR	LT	LG	C	RG	RT	TE	TE	WR	WR	QB	RB
9/11	Tampa Bay	C. Lamb	<u>T. Smith</u>	C. McGovern	T. Biadasz	Z. Martin	T. Steele	D. Schultz		N. Brown		D. Prescott	E. Elliott/ T. Pollard
9/18	Cincinnati	C. Lamb	<u>T. Smith</u>	M. Farniok	T. Biadasz	Z. Martin	T. Steele	D. Schultz	<u>J. Ferguson</u>	N. Brown		C. Rush	E. Elliott
9/26	at N.Y. Giants	C. Lamb	<u>T. Smith</u>	M. Farniok	T. Biadasz	Z. Martin	T. Steele	<u>J. Ferguson</u>	<u>P. Hendershot</u>	N. Brown		C. Rush	E. Elliott
10/2	Washington	C. Lamb	<u>T. Smith</u>	C. McGovern	T. Biadasz	Z. Martin	T. Steele	D. Schultz		N. Brown	M. Gallup	C. Rush	E. Elliott
10/9	at L.A. Rams	C. Lamb	<u>T. Smith</u>	C. McGovern	T. Biadasz	Z. Martin	T. Steele	D. Schultz	<u>J. Ferguson</u>	N. Brown		C. Rush	E. Elliott
10/16	at Philadelphia	C. Lamb	<u>T. Smith</u>	C. McGovern	T. Biadasz	Z. Martin	T. Steele	<u>J. Ferguson</u>		N. Brown	M. Gallup	C. Rush	E. Elliott
10/23	Detroit	C. Lamb	<u>T. Smith</u>	C. McGovern	T. Biadasz	Z. Martin	T. Steele	D. Schultz	<u>J. Ferguson</u>	N. Brown		D. Prescott	E. Elliott
10/30	Chicago	C. Lamb	<u>T. Smith</u>	C. McGovern	T. Biadasz	Z. Martin	T. Steele	D. Schultz		<u>J. Tolbert</u>	M. Gallup	D. Prescott	T. Pollard
11/13	at Green Bay	C. Lamb	<u>T. Smith</u>	C. McGovern	T. Biadasz	Z. Martin	T. Steele	D. Schultz		N. Brown	M. Gallup	D. Prescott	T. Pollard
11/20	at Minnesota	C. Lamb	<u>T. Smith</u>	C. McGovern	T. Biadasz	Z. Martin	T. Steele	D. Schultz		N. Brown	M. Gallup	D. Prescott	E. Elliott
11/24	N.Y. Giants	C. Lamb	<u>T. Smith</u>	C. McGovern	T. Biadasz	Z. Martin	T. Steele	D. Schultz		N. Brown	M. Gallup	D. Prescott	E. Elliott
12/4	Indianapolis	C. Lamb	<u>T. Smith</u>	C. McGovern	T. Biadasz	Z. Martin	T. Steele	D. Schultz	<u>J. Ferguson</u>	N. Brown		D. Prescott	T. Pollard
12/11	Houston	C. Lamb	<u>T. Smith</u>	C. McGovern	T. Biadasz	Z. Martin	T. Steele	D. Schultz	<u>J. Ferguson</u>		M. Gallup	D. Prescott	E. Elliott
12/18	at Jacksonville	C. Lamb	<u>T. Smith</u>	C. McGovern	T. Biadasz	Z. Martin	T. Smith	D. Schultz	<u>P. Hendershot</u>		M. Gallup	D. Prescott	E. Elliott
12/24	Philadelphia												
12/29	at Tennessee												
1/8	at Washington												

2022 REGULAR SEASON

DEFENSE

DATE	OPPONENT	DE	DT	DT	DE	LB	LB	CB	NCB	CB	S	S	S
9/11	Tampa Bay	D. Lawrence	O. Odighizuwa	Q. Bohanna	D. Armstrong	L. Vander Esch	M. Parsons	A. Brown	J. Lewis	T. Diggs	J. Kearse	D. Wilson	
9/18	Cincinnati	D. Lawrence	Q. Bohanna	O. Odighizuwa	M. Parsons	L. Vander Esch	A. Barr	A. Brown		T. Diggs	M. Hooker	D. Wilson	I. Mukuamu
9/26	at N.Y. Giants	D. Lawrence	Q. Bohanna	O. Odighizuwa	D. Armstrong	L. Vander Esch	M. Parsons	A. Brown	J. Lewis	T. Diggs	M. Hooker	D. Wilson	
10/2	Washington	D. Lawrence	Q. Bohanna	O. Odighizuwa	M. Parsons	L. Vander Esch	A. Barr	A. Brown		T. Diggs	M. Hooker	D. Wilson	I. Mukuamu
10/9	at L.A. Rams	D. Lawrence	N. Gallimore	O. Odighizuwa	D. Armstrong	L. Vander Esch	M. Parsons	A. Brown	J. Lewis	T. Diggs	J. Kearse	D. Wilson	
10/16	at Philadelphia	D. Lawrence	Q. Bohanna	O. Odighizuwa	D. Armstrong	L. Vander Esch	M. Parsons	A. Brown	J. Lewis	T. Diggs	J. Kearse	D. Wilson	
10/23	Detroit	D. Lawrence	Q. Bohanna	O. Odighizuwa	M. Parsons	L. Vander Esch	A. Barr	A. Brown		T. Diggs	J. Kearse	D. Wilson	M. Hooker
10/30	Chicago	D. Lawrence	Q. Bohanna	O. Odighizuwa	M. Parsons	L. Vander Esch	A. Barr	A. Brown		T. Diggs	J. Kearse	D. Wilson	I. Mukuamu
11/13	at Green Bay	D. Lawrence	Q. Bohanna	O. Odighizuwa	D. Armstrong	L. Vander Esch	M. Parsons	A. Brown	<u>D. Bland</u>	T. Diggs	J. Kearse	D. Wilson	
11/20	at Minnesota	D. Lawrence	J. Hankins	O. Odighizuwa	M. Parsons	L. Vander Esch	<u>D. Clark</u>	A. Brown		T. Diggs	J. Kearse	D. Wilson	M. Hooker
11/24	N.Y. Giants	D. Lawrence	Q. Bohanna	O. Odighizuwa	M. Parsons	L. Vander Esch	<u>D. Clark</u>	A. Brown	<u>D. Bland</u>	T. Diggs	J. Kearse	D. Wilson	
12/4	Indianapolis	D. Lawrence	J. Hankins	O. Odighizuwa	M. Parsons	L. Vander Esch	A. Barr	A. Brown	<u>D. Bland</u>	T. Diggs	J. Kearse	D. Wilson	
12/11	Houston	D. Lawrence	J. Hankins	O. Odighizuwa	M. Parsons	L. Vander Esch	A. Barr	<u>D. Bland</u>		T. Diggs	J. Kearse	D. Wilson	M. Hooker
12/18	at Jacksonville	D. Lawrence	C. Watkins	O. Odighizuwa	M. Parsons	L. Vander Esch	A. Barr	K. Joseph	<u>D. Bland</u>	T. Diggs	J. Kearse	D. Wilson	
12/24	Philadelphia												
12/29	at Tennessee												
1/8	at Washington												

Rookies underlined.

2022 REGULAR SEASON INACTIVES

DATE	OPPONENT	1	2	3	4	5	6	7
9/11	Tampa Bay	<u>M. Bell</u>	J. Cox	M. Gallup-I	I. Mukuamu	<u>J. Ridgeway</u>	<u>J. Tolbert</u>	N. Wright
9/18	Cincinnati	J. Cox	M. Gallup-I	J. Kearse-I	C. McGovern-I	D. Prescott-I	<u>J. Tolbert</u>	N. Wright
9/26	at N.Y. Giants	M. Gallup-I	L. Gifford	J. Kearse-I	C. McGovern-I	D. Prescott-I	D. Schultz-I	N. Wright
10/2	Washington	<u>D. Harper</u>	J. Kearse-I	D. Prescott-I	<u>J. Tolbert</u>	<u>M. Waletzko</u>	N. Wright	
10/9	at L.A. Rams	<u>M. Bell</u>	Q. Bohanna-I	<u>D. Harper</u>	J. Peters-I	D. Prescott-I	<u>J. Tolbert</u>	N. Wright
10/16	at Philadelphia	<u>M. Bell</u>	<u>D. Harper</u>	D. Prescott-I	D. Schultz	<u>M. Waletzko</u>	N. Wright	
10/23	Detroit	<u>M. Bell</u>	J. Cox	N. Gallimore	W. Grier	<u>D. Harper</u>	N. Wright	
10/30	Chicago	N. Brown-I	J. Cox	E. Elliott-I	W. Grier	T. Hill	M. Hooker-I	<u>S. Williams-I</u>
11/13	at Green Bay	A. Barr-I	<u>M. Bell</u>	J. Cox	E. Elliott-I	C. Golston	W. Grier	N. Wright
11/20	at Minnesota	A. Barr-I	T. Basham	<u>M. Bell</u>	Q. Bohanna	W. Grier	N. Wright	
11/24	N.Y. Giants	A. Barr-I	T. Basham	<u>M. Bell</u>	W. Grier	J. Hankins-I	K. Joseph-I	T. McKinley
12/4	Indianapolis	<u>M. Bell</u>	Q. Bohanna-I	J. Cox	W. Grier	N. Wright		
12/11	Houston	<u>M. Bell</u>	J. Cox	C. Golston	W. Grier	<u>J. Tolbert</u>		
12/18	at Jacksonville	J. Cox	<u>J. Ferguson-I</u>	W. Grier	T. Hilton	T. Mullen	<u>J. Tolbert</u>	
12/24	Philadelphia							
12/29	at Tennessee							
1/8	at Washington							

GAME-BY-GAME ELEVATIONS

Date	Opponent	Elevations	
9/11	TAMPA BAY	K, Brett Maher	QB, Cooper Rush
9/18	CINCINNATI	QB, Will Grier	C, Alec Lindstrom
9/26	@ N.Y. Giants	QB, Will Grier	TE, Sean McKeon
10/2	WASHINGTON	QB, Will Grier	
10/9	@ LA Rams	LS, Matt Overton	DE, Carlos Watkins
10/16	@ Philadelphia	RB, Malik Davis	TE, Sean McKeon
10/23	DETROIT	RB, Malik Davis	TE, Sean McKeon
10/30	CHICAGO	RB, Qadree Ollison	C, Dakoda Shepley
11/13	@ Green Bay	RB, Qadree Ollison	C, Dakoda Shepley
11/20	@ Minnesota	C, Dakoda Shepley	
11/24	N.Y. GIANTS	T, Aviante Collins	DE, Takk McKinley
12/4	INDIANAPOLIS	T, Aviante Collins	
12/11	HOUSTON	T, Aviante Collins	
12/18	@ Jacksonville	C, Brock Hoffman	
12/24	PHILADELPHIA		
12/29	@ Tennessee		
1/8/23	@ Washington		



NON-MEDIA GUIDE BIOS



ONE COWBOYS WAY ★ FRISCO, TEXAS 75034 ★ P: 972.497.4959 ★ WWW.DALLASCOWBOYS.COM

2022 NON-MEDIA GUIDE BIOS



HARRINGTON'S COACHING HISTORY

2012..... Colorado, GA/RBs
2015-17 Winterthur (Switzerland), HC
2018..... Independence CC, RBs
2019-20 Washington Commanders, Off. Asst.
2021..... North Carolina Central, TEs

Evan Harrington joined the Dallas Cowboys in 2022 and will serve as an offensive assistant, working closely with Head Coach Mike McCarthy and Offensive Coordinator Kellen Moore in his role.

In 2021 Harrington served as the tight ends coach at North Carolina Central, and under Harrington's tutelage, Isiah Macklin earned third-team All-Mid-Eastern Athletic Conference and was selected to play in the 2022 HBCU Legacy Bowl after finishing fourth on the team with 16 receptions for 201 yards and a touchdown.

From 2019-21, Harrington worked for the Washington Commanders as an offensive assistant and the assistant director of player engagement. As an offensive assistant, he worked with the running backs and offensive

line, helping Adrian Peterson to 1,040 scrimmage yards as the lead back in 2019 and aiding in the development of Antonio Gibson during his rookie season in 2020. As the assistant director of player engagement, Harrington was responsible for helping guide the development and education of players as it pertains to both their personal and professional lives along with assisting rookie classes with acclimating themselves to the life of the NFL.

In 2018 Harrington was the running backs coach and run game coordinator at Independence Community College in Independence, Kansas, leading the Pirates to 147.7 rushing yards-per-game.

Harrington served as the head coach of the Winterthur Warriors from 2015-17 in the Swiss Football League after playing running back and linebacker for the Frankfurt Galaxy (2014) and the Basel Gladiators (2013).

Before playing in Europe, he was an assistant coach at Clayton Valley Charter High School and the College of the Canyons, also spending time as a strength and conditioning intern at the College of the Canyons. Harrington began his coaching career at Colorado, coaching running backs and fullbacks as a graduate assistant in 2012.

Harrington played linebacker and fullback at Colorado from 2010-11, tallying seven special teams tackles and rushing twice for three yards with seven catches for 41 yards and a touchdown in his Buffaloes career.

Harrington graduated from Colorado with a degree in sociology, ethnic studies and communications.

Evan Harrington – Born February 6, 1989, Washington, D.C. College Coach: Colorado 2012, Independence Community College 2018, North Carolina Central 2021. Pro Coach: Washington Commanders 2019-20. Joined the Dallas Cowboys in 2022.

ANTHONY BARR

42 • Linebacker


6-5 • 257 • 3/18/92

UCLA • FA-'22

NFL: 8th Year • Cowboys: 1st Year

Games/Starts: 2021-11/11; Career-98/98

Postseason: 2021-0/0; Career-5/5



PRO: The Dallas Cowboys signed a proven veteran presence in linebacker Anthony Barr midway through training camp in 2022, giving the team a versatile and experienced athlete who can also help bring along some of the younger players on the defense. Barr, originally a first round (ninth overall) pick in the 2014 NFL Draft, has started all 98 games played in his pro career, totaling 613 tackles, 17.5 sacks, five interceptions, 39 tackles for loss, 35 pass breakups, eight forced fumbles and seven fumble recoveries. He joins a linebacker rotation coached by his former defensive coordinator in Minnesota, George Edwards, and should compete immediately for playing time in multiple defensive packages.

TRANSACTION SUMMARY:

- 8/4/22:** Signed with Dallas as a free agent.
3/13/19: Signed a five-year contract extension with Minnesota.
5/1/17: Minnesota exercised the fifth-year option on his rookie contract.
5/8/14: Drafted in the first round (ninth overall) by Minnesota.

2021 (Minnesota):

- Started all 11 games he appeared in, totaling 72 tackles, 2.5 sacks, three interceptions, two fumble recoveries and five passes defended.
- Inactive for opening four games of the season, starting against Detroit (10/10) and tallying four tackles in his return to the field.
- Notched six stops against Dallas (10/31), adding a fumble recovery and a pass breakup.
- Registered seven tackles and a career-high two interceptions against the LA Rams (12/26).

2020 (Minnesota):

- Started the first two games of the season before suffering a season-ending injury.
- Recorded six tackles in the season opener against Green Bay (9/13), before he was injured in Week 2 at Indianapolis (9/20) and placed on Reserve/Injured.

2019 (Minnesota):

- Started all 14 games played, finishing with 96 total tackles (72 solo) and tied his single-season career high with seven breakups.
- Made his 75th career start in his 75th career game at the N.Y. Giants (10/6), notching his second career interception and first career safety.
- Had eight tackles in the Wild Card win at New Orleans (1/5/20).
- Recorded the first postseason forced fumble and fumble recovery of his career in the Divisional Round at San Francisco (1/11/20) while also making eight tackles.

2018 (Minnesota):

- Named to his fourth-consecutive Pro Bowl, starting all 13 games he played and tallying 71 tackles, eight tackles for loss and 3.0 sacks.
- Inactive in Week 8 against New Orleans (10/28), snapping a streak of 41 consecutive regular season games started.
- Wrapped up 2.0 sacks against Miami (12/16), the first multi-sack game of his career.

2017 (Minnesota):

- Was a key cog to a defense that ranked first in both yards-per-game (275.9) and points allowed (15.8) in 2017 - the first time the Vikings had the No. 1 NFL defense since 1993 - totaling 98 tackles and starting all 16 games for the second straight season, earning his third straight Pro Bowl appearance.
- Snagged his second career interception - first in the playoffs - in the Vikings Divisional Round defeat of New Orleans (1/14/18), adding four tackles and a tackle for loss.

2016 (Minnesota):

- Earned his second Pro Bowl berth and totaled 91 tackles, four tackles for loss, 2.0 sacks, five breakups, one forced fumble and one fumble recovery while starting all 16 games for the first time in his career.
- Totaled a season-best 11 tackles, one tackle for loss and a sack at Carolina (9/25).

2015 (Minnesota):

- Started 14 games played and helped the Vikings defense rank fifth in scoring (18.9), earning his first Pro Bowl berth after tallying 80 tackles, 3.5 sacks, six tackles for loss, three forced fumbles, one interception and seven pass breakups.
- Had 12 tackles in Week 1 at San Francisco (9/14), then recorded his first career interception at Denver (10/4).
- In the NFC North-clinching win at Green Bay (1/3), tallied five stops, two tackles for loss, a sack and a pass breakup on Aaron Rodgers' last-second Hail Mary.
- Started the Wild Card playoff game against Seattle (1/10/16), recording four tackles.

2014 (Minnesota):

- Started all 12 games he played and ended the season ranked fourth on team with 99 tackles, sixth-most in Vikings history by a rookie.
- Named NFC Defensive Player of the Week at Tampa Bay (10/26), recording nine tackles, a sack, one forced fumble and one fumble recovery, while also scoring the game-winning touchdown in overtime on a 27-yard fumble return.

COLLEGE:

- Shifted to linebacker midway through his collegiate career after playing running back in his first two years, starting 37-of-51 career games and finishing sixth in UCLA history with 41.5 tackles for loss and tied for sixth all-time with 23.5 sacks.
- UCLA defensive MVP, team captain and a finalist for Butkus, Lombardi and Bednarik Awards as a senior, starting all 13 games in 2013 and recording 65 tackles, 20 tackles for loss, 10.0 sacks and five forced fumbles.
- Started at outside linebacker in all 14 games in 2012 and was named second-team All-America and first-team All-Pac 12, leading the team with 13.5 sacks and 21.5 tackles for loss while also finishing second on the team with 83 tackles.
- Appeared in 12 games with seven starts at running back and also saw action on special teams as a sophomore in 2011.
- Saw action in all 12 games with four starts as a freshman running back in 2010, earning the team rookie of the year award.

PERSONAL:

- Rated the No. 5 athlete by Rivals.com despite missing his senior season with an ankle injury and played for Loyola High School in Los Angeles, Calif.
- As a junior, he earned first-team All-State Underclass honors after rushing for 1,890 yards and 20 touchdowns.
- Father, Tony Brooks, was a fourth-round draft pick as a running back by the Philadelphia Eagles in 1992 out of Notre Dame, and he has three uncles who also played in the NFL.

BARR'S NFL TOTALS

Year Team	GP-GS	DEFENSE								INTERCEPTIONS					FUMBLES REC				
		ST	AT	TT	Sks-Yds	Tk/Ls	QB Prs	PBU	FF	No	Yds	Avg	Lg	TD	No	Yds	Avg	Lg	TD
2014 Minnesota	12-12	72	27	99	4.0(-23)	4(-7)	13	3	2	0	0	0.0	0	0	3	29	9.7	27t	1
2015 Minnesota	14-14	61	19	80	3.5(-20)	4(-15)	12	7	3	1	32	32.0	32	0	0	0	0.0	0	0
2016 Minnesota	16-16	61	30	91	2.0(-15)	3(-5)	20	5	1	0	0	0.0	0	0	1	0	0.0	0	0
2017 Minnesota	16-16	75	23	98	1.0(-11)	8(-22)	4	6	0	0	0	0.0	0	0	0	0	0.0	0	0
2018 Minnesota	13-13	48	23	71	3.0(-22)	5(-12)	13	2	1	0	0	0.0	0	0	0	0	0.0	0	0
2019 Minnesota	14-12	72	24	96	1.5(-13)	5(-11)	16	7	1	1	2	2.0	2	0	1	19	19.0	19	0
2020 Minnesota	2-2	6	0	6	0.0(0)	0(0)	0	0	0	0	0	0.0	0	0	0	0	0.0	0	0
2021 Minnesota	11-11	38	34	72	2.5(-17)	2(-3)	6	5	0	3	11	3.7	8	0	2	0	0.0	0	0
Totals	98-98	425	188	613	17.5(-121)	31(-75)	84	35	8	5	45	9.0	32	0	7	48	6.9	27t	1
Playoffs																			
2015 Minnesota	1-1	4	1	5	0.0(0)	0(0)	1	0	0	0	0	0.0	0	0	0	0	0.0	0	0
2017 Minnesota	2-2	4	3	7	0.0(0)	1(-1)	1	1	0	1	18	18.0	18	0	0	0	0.0	0	0
2019 Minnesota	2-2	13	3	16	0.0(0)	1(-1)	0	0	1	0	0	0.0	0	0	1	0	0.0	0	0
Totals	5-5	21	7	28	0.0(0)	2(-2)	2	1	1	1	18	18.0	18	0	1	0	0.0	0	0

BARR'S SACKS BY QUARTERBACK (17.5 total)

Matt Ryan.....	3.0	Robert Griffin III.....	1.0
Justin Fields.....	2.0	Cam Newton.....	1.0
Ryan Tannehill.....	2.0	Philip Rivers.....	1.0
Matt Stafford.....	1.5	Aaron Rodgers.....	1.0
Drew Brees.....	1.0	Russell Wilson.....	1.0
Joe Flacco.....	1.0	Sam Darnold.....	0.5
Mike Glennon.....	1.0	Dwayne Haskins.....	0.5

SINGLE-GAME HIGHS

Total Tackles – 13 vs. Baltimore, 10/22/17
Playoffs – 8, twice, last at San Francisco, 1/11/20

Solo Tackles – 10, three times, last vs. Baltimore, 10/22/17
Playoffs – 7 at New Orleans, 1/5/20

Sacks – 2.0 vs. Miami, 12/16/18

Forced Fumble – 2 at Atlanta, 11/29/15
Playoffs – 1 at San Francisco, 1/11/20

JOHNATHAN HANKINS

95 • Defensive Tackle

6-3 • 320 • 3/30/92
Ohio State • T(LV)-'22
NFL: 10th • Cowboys: 1st
Games/Starts: 2021-14/14; Career-133/117
Postseason: 2021-1/1; Career-2/2



TRANSACTION SUMMARY:

- 10/25/22:** Traded to Dallas for draft pick compensation.
4/1/22 : Re-signed on a one-year contract with Las Vegas.
3/22/21: Re-signed on a one-year contract with Las Vegas.
3/14/19: Re-signed on a two-year contract with Las Vegas.
3/17/18: Released by Indianapolis and signed with Las Vegas (9/13).
4/13/17: Signed a three-year contract with Indianapolis through 2019.
4/26/13: Drafted in the second round (49th overall) by the N.Y. Giants.

2022 (Las Vegas):

- Played in five games with one start for Las Vegas and recorded nine tackles with a pass deflection and a pressure before being traded to Dallas for draft pick compensation.

2021 (Las Vegas):

- Started all 14 games he appeared in, recording 38 tackles and one pass defended, missing three games due to injury.
- Finished with three tackles in the lone postseason game at Cincinnati (1/15/22).

2020 (Las Vegas):

- Started all 16 games for the fourth time in his career and finished with 48 tackles, one sack and one fumble recovery fumble.
- Registered his only sack of the season, taking down Tua Tagovailoa for a loss of nine yards in the fourth quarter against Miami (12/26).

2019 (Las Vegas):

- Started all 16 games and compiled 50 tackles, 1.5 sacks and one pass defended.
- Tied for first on the team with eight tackles at Minnesota (9/22).
- Registered four tackles and his first sack of the season, taking down Deshaun Watson at Houston (10/27).
- Recorded two tackles and combined with Maxx Crosby to take down Drew Lock for a sack at Denver (12/29).

2018 (Indianapolis/Las Vegas):

- Released by the Colts in March and signed as a free agent with the Raiders ahead of Week 2 and finished the season playing in 15 games while making 14 starts. Tallied 36 tackles and two fumble recoveries.
- Totaled two tackles and two fumble recoveries against Cleveland (9/30).

2017 (Indianapolis):

- In his lone season with the Colts, started all 15 games played and tallied 44 tackles, 2.0 sacks and three passes defended.
- Recorded four stops and his first sack of the year at Seattle (10/1).
- Registered a season-high eight tackles at Buffalo (12/10).
- Tallied five stops and added one sack against Denver (12/14).

2016 (N.Y. Giants):

- Started all 16 games for the second time in his career and registered 43 tackles, eight tackles for loss, 3.0 sacks, one forced fumble and one blocked field goal.
- Blocked a Will Lutz field goal attempt that was scooped and returned for a touchdown against New Orleans (9/18).
- Notched five tackles and posted his first sack on the year while registering three total stops for loss against Baltimore (10/16).
- Tallied two stops, one sack and also recorded a forced fumble at Cleveland (11/27).
- Started in his first career playoff contest and totaled three tackles and one sack at Green Bay (1/8/17).

2015 (N.Y. Giants):

- Started the first nine games of the season and was placed on Reserve/Injured for the remainder of the year after suffering an injury at Tampa Bay (11/8). Recorded 30 tackles, one pass defended and one forced fumble.

2014 (N.Y. Giants):

- Started all 16 games for the first time in his career, posting a career-high 51 tackles, 7.0 sacks, three passes defended and one forced fumble.
- His 7.0 sacks ranked second on the team and were the highest total by a Giants defensive tackle since 2000.
- Posted six tackles and his first sack of the season against Arizona (9/14).
- Recorded four tackles and one sack vs. Atlanta (10/5).
- Tallied four tackles and collected one sack at Seattle (11/9).
- Collected six stops and recorded a career-high 2.5 sacks, also recording one forced fumble against Washington (12/14).

2013 (N.Y. Giants):

- Appeared in 11 contests in his rookie season as a reserve defensive tackle and special teamer, compiling 16 tackles.
- Made his NFL debut against Philadelphia (10/6) and posted a season-high five tackles, including one for loss.

COLLEGE:

- Played three seasons at Ohio State, starting 25-of-38 contests and recording 138 tackles, 5.0 sacks, 16.5 tackles for loss and one fumble recovery.
- As a junior in 2013, started every game for the Buckeyes and was named All-American Second Team and was an All-Big Ten Conference selection after finishing with 55 tackles.

PERSONAL:

- Attended Southeastern High School in Dearborn Heights, Mich., where he was a two-time all-state selection and a four-year starter.
- As a senior, led his team to an 11-1 record and division championship after posting 85 tackles and 12 sacks on the season.
- Majored in criminology at Ohio State.

HANKINS' NFL TOTALS

Year Team	GP-GS	DEFENSE								INTERCEPTIONS					FUMBLES REC				
		ST	AT	TT	Sks-Yds	Tkl/Ls	QB Prs	PBU	FF	No	Yds	Avg	Lg	TD	No	Yds	Avg	Lg	TD
2013 N.Y. Giants	11-0	9	7	– 16	0.0(0)	2(-2)	2	0	0	0	0	0.0	0	0	0	0	0.0	0	0
2014 N.Y. Giants	16-16	30	21	– 51	7.0(-53)	8(-37)	13	3	1	0	0	0.0	0	0	0	0	0.0	0	0
2015 N.Y. Giants	9-9	21	9	– 30	0.0(0)	1(0)	2	1	1	0	0	0.0	0	0	0	0	0.0	0	0
2016 N.Y. Giants	16-16	29	14	– 43	3.0(-16)	8(-6)	10	0	1	0	0	0.0	0	0	0	0	0.0	0	0
2017 Indianapolis	15-15	24	20	– 44	2.0(-3)	4(-7)	5	3	0	0	0	0.0	0	0	0	0	0.0	0	0
2018 Las Vegas	15-14	21	15	– 36	0.0(0)	4(-9)	2	0	0	0	0	0.0	0	0	2	0	0.0	0	0
2019 Las Vegas	16-16	28	22	– 50	1.5(-7)	7(-13)	6	1	0	0	0	0.0	0	0	0	0	0.0	0	0
2020 Las Vegas	16-16	27	21	– 48	1.0(-9)	1(-9)	4	0	0	0	0	0.0	0	0	1	0	0.0	0	0
2021 Las Vegas	14-14	15	23	– 38	0.0(0)	1(-1)	2	1	0	0	0	0.0	0	0	0	0	0.0	0	0
2022 Las Vegas	5-1	1	9	– 10	0.0(0)	0(0)	1	1	0	0	0	0.0	0	0	0	0	0.0	0	0
Totals	38-20	205	161	– 366	14.5(-89)	36(-84)	47	10	3	0	0	0.0	0	0	3	0	0.0	0	0

T.Y. HILTON

16 • Wide Receiver

5-10 • 183 • 11/14/89
 FIU • FA-22
 NFL: 11th Year • Cowboys: 1st Year
 Games/Starts: 2021-10/9; Career-143/121
 Postseason: 2021-0/0; Career-9/8



PRO: The Dallas Cowboys signed T.Y. Hilton in December of 2022 in the hopes that the explosive and experienced wide receiver would be available for the team during the stretch run of the season and into the postseason. Hilton, originally a third round draft pick (92nd overall) by the Colts in 2012, has been a prolific and decorated receiver during his NFL career, posting five career 1,000-yard seasons, four Pro Bowl appearances and close to 10,000 (9,746) scrimmage yards during his 10 professional seasons. He has totaled 631 catches, 9,691 receiving yards and 53 touchdowns in his career, averaging more than 15 yards-per-reception (15.4). He comes to Dallas to help mentor a young wide receiver room and provide a spark in the final months of the team's 2022 campaign.

TRANSACTION SUMMARY:

12/12/22: Signed with Dallas as a free agent.
3/31/21: Re-signed with Indianapolis on a one-year contract.
8/13/15: Signed a five-year contract extension with Indianapolis.
4/27/12: Drafted in the third round (92nd overall) by Indianapolis.

2021 (Indianapolis):

- Started nine-of-10 games played for the Colts, tallying 23 receptions for 331 yards and three touchdowns after missing the first five games of the year due to a neck injury.
- In his first game action of the season, recorded four catches for 80 yards against Houston (10/17), including a season-long reception of 52 yards.
- Caught his first touchdown of the season against Tampa Bay (11/28).
- Tallied one catch for a 45-yard touchdown against Las Vegas (1/2/22).

2020 (Indianapolis):

- Started 15 games and recorded 56 receptions for 762 yards and five touchdowns.
- Recorded a touchdown in three straight games starting against Tennessee (11/29) through Las Vegas (12/13). Became the fourth receiver in Colts history to reach 9,000 career receiving yards in the game against Tennessee, joining Marvin Harrison, Reggie Wayne and Raymond Berry.
- Tallied season-highs in catches (eight), yards (110) and first downs (seven) at Houston (12/6), adding a touchdown catch.
- Started the lone postseason contest for the Colts at Buffalo (1/9/21), catching two passes for 32 yards.

2019 (Indianapolis):

- Started all 10 games played and recorded 45 receptions for 501 yards and five touchdowns.
- Tallied season-highs in catches (eight), yards (87) and touchdowns (two) in the season-opener at the LA Chargers (9/8).

2018 (Indianapolis):

- In 14 starts in 2018, had 76 receptions for 1,270 yards and six touchdowns while registering five 100-yard games.
- Caught four passes for 115 yards (28.8 avg.) against Houston (9/30).
- Secured a season-best tying nine passes for 155 yards and two touchdowns against Tennessee (11/18), including a season-long 68-yard pass that went for a touchdown.
- Registered nine receptions for 199 yards - second-most of his career and the seventh-most in Colts single-game history - for an average of 22.2 yards-per-reception at Houston (12/9).
- Caught five passes for 85 yards at Houston (1/5/19) in the AFC Wild Card Playoff game, then registered four receptions for 60 yards and a touchdown at Kansas City (1/12/19) in the AFC Divisional Playoff game.

2017 (Indianapolis):

- Started all 16 games for the second consecutive year and totaled 57 catches for 966 yards and four touchdowns with four 100-yard games to earn his fourth Pro Bowl nod.
- Caught five passes for 175 yards (35.0 avg.) and two touchdowns at Houston (11/5).

2016 (Indianapolis):

- Started all 16 games for the first time in his career and established single-season bests in receptions (91) and receiving yards (1,448), adding six touchdown grabs and six 100-yard performances on his way to his third Pro Bowl selection.
- Led the NFL with 1,448 receiving yards, marking the eighth time in team history a player led the league in receiving yards.

2015 (Indianapolis):

- Appeared in all 16 games, starting 15, and totaled 69 catches for 1,124 yards and five scores, earning his second-career Pro Bowl nod.
- Also returned five punts for 24 yards.

2014 (Indianapolis):

- Started all 15 games he played and led the team in receptions (82) and receiving yards (1,345) while adding seven touchdowns on the strength of six 100-yard games, garnering his first-career Pro Bowl selection.
- Had a three-game stretch with over 100 yards receiving, starting with a career-best 223 yards on nine catches at Houston (10/9). The 223 yards were the second-highest in a single-game in Colts history behind Raymond Berry's 224 yards in 1957.
- Tallied 122 yards on four catches against Jacksonville (11/23), a 30.5-yard average buoyed by a season-long 73-yard touchdown grab.
- Hauled in six catches for 103 yards in the AFC Wild Card game against Cincinnati (1/4/15), then registered four catches for 72 yards in the AFC Divisional round at Denver (1/11/15) and one catch for 36 yards at New England (1/18/15) in the AFC Conference Championship game.

2013 (Indianapolis):

- Competed in all 16 games with 10 starts, leading the team with 82 receptions for 1,083 yards and five touchdowns.
- Established the franchise single-game postseason record with 13 catches for 224 yards during the Colts AFC Wild Card victory over Kansas City (1/4/14).
- Tallied four catches for 103 yards at New England (1/11/14) in the AFC Divisional round of the playoffs.

2012 (Indianapolis):

- As a rookie in 2012, played in 15 games with one start and had 50 catches for 861 yards and a team-leading seven touchdowns on the strength of five 100-yard performances - tied for the sixth-most 100-yard games by a rookie in NFL history and the most by a Colts rookie.
- Also returned 26 punts for 300 yards and a 75-yard touchdown.
- Became the first player in Colts history to catch a touchdown pass and score a punt return touchdown in the same game, achieving the feat against Buffalo (11/25).
- Caught eight passes for 66 yards in his first career playoff game at Baltimore (1/6/13).

COLLEGE:

- Started 37-of-50 games at Florida International in his collegiate career, finishing with school records in receptions (229), receiving yards (3,351) and receiving touchdowns (24), while ranking second in the school's all-time annals with 224 total points. Also returned 49 punts for 614 yards and two touchdowns, all three setting school records.
- Earned Sun Belt Conference Player of the Year in 2010 and first-team All-Sun Belt accolades in 2010 and 2011.
- At the time of his graduation, he ranked fifth in NCAA FBS history with 7,498 all-purpose yards (149.9 ypg).
- As a senior in 2011, established single-season school records with 72 receptions for 1,038 yards.

PERSONAL:

- Named Dade County Athlete of the Year in football as a senior at Miami Springs, Fla., High School, catching 42 passes for 785 yards and 16 touchdowns, also scoring four times on kick returns.
- Majored in sports broadcasting at Florida International.
- Has a wife, Shantrell.

HILTON'S NFL TOTALS

Year Team	GP-GS	RECEIVING					RUSHING				
		No	Yds	Avg	Long	TD	No	Yds	Avg	Long	TD
2012 Indianapolis.....	15-1	50	861	17.2	70t	7	5	29	5.8	19	0
2013 Indianapolis.....	16-10	82	1,083	13.2	73t	5	2	6	3.0	3	0
2014 Indianapolis.....	15-15	82	1,345	16.4	73t	7	2	20	10.0	15	0
2015 Indianapolis.....	16-15	69	1,124	16.3	87t	5	0	0	0.0	0	0
2016 Indianapolis.....	16-16	91	1,448	15.9	63t	6	0	0	0.0	0	0
2017 Indianapolis.....	16-16	57	966	16.9	80t	4	0	0	0.0	0	0
2018 Indianapolis.....	14-14	76	1,270	16.7	68t	6	0	0	0.0	0	0
2019 Indianapolis.....	10-10	45	501	11.1	35	5	0	0	0.0	0	0
2020 Indianapolis.....	15-15	56	762	13.6	50	5	0	0	0.0	0	0
2021 Indianapolis.....	10-9	23	331	14.4	52	3	0	0	0.0	0	0
Totals	143-121	631	9,691	15.4	87t	53	9	55	6.1	19	0
Playoffs											
2012 Indianapolis.....	1-0	8	66	8.3	25	0	0	0	0.0	0	0
2013 Indianapolis.....	2-2	17	327	19.2	64t	2	0	0	0.0	0	0
2014 Indianapolis.....	3-3	11	211	19.2	36	0	1	1	1.0	1	0
2018 Indianapolis.....	2-2	9	145	16.1	38	1	0	0	0.0	0	0
2020 Indianapolis.....	1-1	2	32	16.0	23	0	0	0	0.0	0	0
Totals	9-8	47	781	16.6	64t	3	1	1	1.0	1	0

SINGLE-GAME HIGHS

Receptions – 11 vs. Jacksonville, 12/29/13

Playoffs - 13 vs. Kansas City, 1/4/14

Receiving Yards – 223 at Houston, 10/9/14

Playoffs - 224 vs. Kansas City, 1/4/14

Long Reception – 87t vs. New Orleans, 10/25/15

Playoffs - 64t vs. Kansas City, 1/4/14


Rec. Touchdowns – 3 at Houston, 11/3/13

Playoffs - 2 vs. Kansas City, 1/4/14

HILTON'S 100-YARD RECEIVING GAMES

(36 total - 33 regular; 3 post)

223..... at Houston, 10/9/14 (9 rec.)	140..... vs. Seattle, 10/6/13 (5 rec.)	110..... at Houston, 12/6/20 (8 rec.)
199..... at Houston, 12/9/18 (9 rec.)	138..... vs. N.Y. Giants, 12/23/18 (7 rec.)	107..... vs. Cincinnati, 10/19/14 (7 rec.)
177..... vs. San Francisco, 10/8/17 (7 rec.)	133..... at Tennessee, 10/23/16 (7 rec.)	105..... vs. Tennessee, 9/28/14 (6 rec.)
175..... at Houston, 11/5/17 (5 rec.)	132..... at Jacksonville, 12/13/15 (4 rec.)	105..... at Las Vegas, 12/24/16 (4 rec.)
174..... vs. LA Chargers, 9/25/16 (8 rec.)	130..... vs. LA Rams, 11/10/13 (7 rec.)	102..... vs. Miami, 11/4/12 (6 rec.)
171..... vs. Chicago, 10/9/16 (10 rec.)	125..... vs. Miami, 11/25/18 (7 rec.)	100..... at New England, 11/12/12 (6 rec.)
155..... vs. Jacksonville, 12/29/13 (11 rec.)	124..... vs. Miami, 9/15/13 (6 rec.)	100..... at Detroit, 12/2/12 (6 rec.)
155..... at Pittsburgh, 10/26/14 (6 rec.)	122..... vs. Jacksonville, 11/23/14 (4 rec.)	100..... at Baltimore, 12/23/17 (6 rec.)
155..... vs. Tennessee, 11/18/18 (9 rec.)	121..... at Houston, 11/3/13 (7 rec.)	
153..... vs. Cleveland, 9/24/17 (7 rec.)	115..... vs. Houston, 12/11/16 (9 rec.)	
150..... at Cleveland, 12/7/14 (10 rec.)	115..... vs. Houston, 9/30/18 (4 rec.)	Playoffs (3)
150..... vs. New Orleans, 10/25/15 (4 rec.)	113..... vs. Jacksonville, 9/23/12 (4 rec.)	224..... vs. Kansas City, 1/4/14 (13 rec.)
146..... at N.Y. Jets, 12/5/16 (9 rec.)	111..... vs. Houston, 12/30/12 (4 rec.)	103..... at New England, 1/11/14 (4 rec.)
		103..... vs. Cincinnati, 1/4/15 (6 rec.)



PRO: The Dallas Cowboys brought in a familiar face to provide training camp competition to Lirim Hajrullahu when they signed Brett Maher on Aug. 9. Maher, who kicked for Dallas from 2018-19, spent the 2021 season with the New Orleans Saints, where he made 16-of-18 field goal attempts for a career-high 88.9% field goal percentage. In two seasons with the Cowboys, Maher made 49-of-66 field goals (74.2%) and holds the club record for the longest made field goal, a 63-yarder against Philadelphia (10/20/19). Following his departure from Dallas toward the end of the 2019 season, Maher spent time with four other teams in 2020 - the N.Y. Jets, Washington, Houston and Arizona - before landing in New Orleans at the beginning of 2021. He was released two weeks into the season before signing to the Saints practice squad and being activated for the final eight games of the season.

TRANSACTION SUMMARY:

8/9/22: Signed with Dallas as a free agent.
2/22/22: Waived by New Orleans.
8/10/21: Signed with New Orleans, released (8/21), signed to the Saints practice squad (11/16) and activated (11/19).
1/5/21: Signed with Arizona as a Future and released (3/20).
10/12/20: Signed to Houston's practice squad, waived (12/14) and signed to Arizona's practice squad (12/25).
9/10/20: Signed to Washington's practice squad and waived (9/30).
12/9/19: Waived by Dallas, signed with the N.Y. Jets as a Future (12/31) and released (8/31/20).
4/4/18: Signed with Dallas.
3/20/17: Signed with Cleveland and released (5/2).
8/27/13: Waived by Dallas.
5/12/13: Signed with the N.Y. Jets as a rookie free agent, released (7/23) and signed with Dallas (8/11).

2021 (Arizona/New Orleans):

- Signed a Futures contract with Arizona following the 2020 season and was released in March.
- Signed with the New Orleans Saints in the middle of training camp in 2021 before he was released.
- Signed to the Saints practice squad in mid-November and was activated for the final eight games of the season, where he made 16-of-18 field goal attempts for a career-best 88.9 field goal percentage. Also converted 10-of-12 PATs on the year.
- Knocked down all three field goal attempts at Tampa Bay (12/19) as he was the only person to score in the 9-0 win. Tied his season-long with a 42-yard field goal while two of his four kickoffs went for touchbacks.
- Registered a season-high four field goals on four attempts against Carolina (1/2/22), but missed his lone PAT try.

2020 (N.Y. Jets/Washington/Houston/Arizona):

- Signed a Futures contract with the N.Y. Jets following the 2019 season and was released following training camp.
- Spent the rest of the season on the practice squads of the Washington Commanders, Houston Texans and Arizona Cardinals.

2019 (Dallas):

- Played in 13 games, making 20-of-30 field goals (66.7%) and all 36 of his extra points, before he was released after the Week 14 game at Chicago. Had touchbacks on 55.4% of his kickoffs while allowing an average of 21.4 yards-per-return.
- Attempted and made a career-high five PATs while forcing a touchback on four-of-six kickoffs in the win against the N.Y. Giants (9/8).
- Went three-of-four on field goals at the N.Y. Jets (10/13) while tying his former record for the longest field goal in Cowboys history, a 62-yarder at the end of the first half.
- Named NFC Special Teams Player of the Week after connecting on a 63-yard field goal against Philadelphia (10/20) - longest in franchise history and tied for the third-longest in NFL history - to close out the first half. Became the first player in NFL history with three field goals from 60-plus yards and the first to make a 60-yard field goal in consecutive games. Was true on all three field goals and four PATs in the win.
- Was three-of-four on field goals at New England (11/24) for his ninth career game with at least three made field goals - good for fifth-most in team history - fourth such game of the season.

2018 (Dallas):

- Played in all 16 games and was true on 29-of-36 field goals (80.6), including a club-record 62-yarder, 32-of-33 PATs and had touchbacks on 67.5% of his kickoffs while allowing an average of 26.5 yards-per-return.
- Made his NFL debut in the opener at Carolina (9/9) and missed his first career field goal attempt (47 yards).
- Converted his first career field goals (37 and 29) and his first career PATs (two) in the home opener against the N.Y. Giants (9/16).
- Had his first make from 50 yards (50), along with a 35-yarder and his lone PAT try at Seattle (9/23).
- Earned NFC Special Teams Player of the Week against Detroit (9/30) after hitting all four field goals (32,43,22,38) with the 38-yarder coming as time expired to give Dallas the comeback win.
- Had his second game-winner of the season, hitting a 42-yarder with 0:00 on the clock at Atlanta (11/18).
- Hit a 62-yard field goal (tied for ninth-longest in NFL history) in the game against Philadelphia (12/9). Also had his first career special teams tackle (an assist).
- Named NFC Special Teams Player of the Week for his performance against Tampa Bay (12/23), drilling a 59-yarder (second in his career and team history), along with a 20-yarder and two PATs.

2017 (Cleveland):

- Was briefly with Cleveland but was released following the NFL Draft and spent the year out of football.

2016 (CFL):

- Made 41-of-50 field goal attempts and averaged 45.9 yards-per-punt for the Hamilton Tiger Cats.

2015 (CFL):

- Suffered a hip injury and missed all but four games for Ottawa in 2015.

2014 (CFL):

- Played in the preseason for the Winnipeg Blue Bombers but was released prior to the start of the season.
- Signed with Ottawa, and was named the CFL's Special Teams Player of the Week after going six-of-six on field goals.

2013 (N.Y. Jets/Dallas):

- Signed with the N.Y. Jets as an undrafted free agent but was released prior to the start of camp.
- Went to training camp with the Cowboys, was released and spent 2013 out of football.

COLLEGE:

- Finished his Nebraska career connecting on 39-of-50 field goals (78.0%) with 219 points, while booting 120 punts for a 43.2-yard average and dropping 43 inside the 20-yard line.
- As a senior in 2012 went 20-of-27 on field goals and punted 61 times for a 41.8-yard average with 18 inside the 20-yard line and a long of 69 yards.
- In 2011 became the first Big Ten specialist to be named the All-Conference kicker and punter in the same year since 2001, connecting on 19-of-23 field goals and averaging 44.5 yards-per-punt, the sixth-highest single-season average in school history.

PERSONAL:

- Earned first-team all-state honors at Kearney, Neb., High School, making eight-of-14 field goals and averaging 41.2 yards-per-punt as a senior, while also playing wide receiver and recording 775 receiving yards with 10 touchdowns.
- Majored in secondary education-mathematics at Nebraska.
- Has a wife, Jenna, and two daughters, Maela and Laekyn.

COMMUNITY:

- 2018-19 Dallas Cowboys U High School Camp.
- 2019 Dallas Cowboys Draft Day/Fan Appreciation Party.
- 2019 Celebrity Chef, Taste of the Cowboys Youth Cooking Challenge.
- Annual Team Holiday Hospital Visits.
- Kickoff Luncheon and Dallas Cowboys Family Cookbook benefiting Happy Hill Farm.
- Make-A-Wish Foundation of North Texas.
- Salvation Army Angel Tree Christmas Program.

MAHER'S NFL TOTALS

SCORING											
Year Team	GP-GS	FGM	FGA	Pct	Long	Blk	XP	XPA	Pct	Blk	Points
2018 Dallas	16-0	29	36	80.6	62	1	32	33	96.6	0	119
2019 Dallas	13-0	20	30	66.7	63	1	36	36	100.0	0	96
2021 New Orleans.....	8-0	16	18	88.9	42	0	10	12	83.3	0	58
Totals	37-0	65	84	77.4	63	2	78	81	96.3	0	273

Playoffs											
2018 Dallas	2-0	1	2	50.0	39	2	5	5	100.0	0	8

FIELD GOAL ACCURACY

Year Team	GP-GS	10-19	Pct	20-29	Pct	30-39	Pct	40-49	Pct	50+	Pct
2018 Dallas	16-0	0-0	0.0	10-10	100.0	6-8	75.0	7-11	63.6	6-7	85.7
2019 Dallas	13-0	0-0	0.0	9-9	100.0	6-8	75.0	1-5	20.0	4-8	50.0
2021 New Orleans.....	8-0	0-0	0.0	4-4	100.0	8-9	88.9	4-4	100.0	0-1	0.0
Totals	37-0	0-0	0.0	23-23	100.0	20-25	80.0	12-20	60.0	10-16	62.5

Playoffs											
2018 Dallas	2-0	0-0	0.0	0-0	0.0	1-1	100.0	0-0	0.0	0-1	0.0

SINGLE-GAME HIGHS

Long Field Goal – 62 vs. Philadelphia, 12/9/18
Field Goals Made – 4 vs. Detroit, 9/30/18 and vs. Jacksonville, 10/14/18
Field Goals Attempted – 4 vs. Detroit, 9/30/16, vs. Jacksonville, 10/14/18 and vs. Philadelphia, 12/9/18
PATs Made – 4 vs. Jacksonville, 10/14/18 and vs. Washington, 11/22/18



PRO: The Dallas Cowboys signed cornerback Trayvon Mullen in December of 2022 after injuries plagued their secondary depth, adding a young player with length, speed and the traits necessary to be a good cover corner in the NFL. Mullen, originally a second round draft pick (40th overall) by Las Vegas in 2019, has played in 45 career games with the Raiders and Cardinals, registering 140 tackles, 29 pass breakups, four interceptions and one forced fumble.

TRANSACTION SUMMARY:

12/14/22: Claimed off waivers by Dallas.
12/13/22: Released by Arizona.
8/30/22: Traded from Las Vegas to Arizona.
4/26/19: Drafted in the second round (40th overall) by Las Vegas.

2022 (Las Vegas/Arizona):

- Went to training camp with the Raiders and was traded to Arizona prior to the start of the regular season. Played in eight games with Arizona, registering 12 tackles, one pass breakup and one forced fumble before his release in mid December.

2021 (Las Vegas):

- Missed a large chunk of the season due to a foot injury, but started all five games he played and recorded 19 tackles, one interception and four pass breakups.
- Tied for third on the team with six tackles and added two breakups along with his lone interception on the year at Pittsburgh (9/19).

2020 (Las Vegas):

- Started all 16 games for the first time in his career, totaling 61 tackles, two interceptions and 14 pass breakups. His 14 pass breakups are tied for 10th-most in a single-season in Raiders history.
- Finished with six tackles, one sack, two passes defended and his second-career interception, picking off Patrick Mahomes in the end zone against Kansas City (11/22).
- Tied a career high with eight tackles, adding one pass defended against the LA Chargers (12/17).

2019 (Las Vegas):

- Started 10-of-16 games and tallied 48 tackles, one interception and 10 breakups - the most by a Raiders rookie since Charles Woodson recorded 22 breakups in his 1998 rookie campaign.
- Made his NFL debut against Denver (9/9), recorded a tackle.
- Started the first game of his career at Houston (10/27), recording four tackles and one breakup.
- Nabbed his first career interception and finished second on the team with five tackles, adding two pass breakups against Cincinnati (11/17).

COLLEGE:

- Three-year starter at Clemson who appeared in 41 games with 26 starts during his career from 2016-18, earning second-team All-ACC honors in 2018 and an All-ACC Honorable Mention in 2017 while tallying 93 tackles, 4.5 tackles for loss, two sacks, four interceptions, 12 passes defended and one forced fumble.
- Earned College Football Playoff National Championship Defensive MVP honors in 2018, capping a season in which he started in 14 contests and totaled 37 tackles, four for loss, two sacks, four passes defended and one pick.
- In 2017 earned his first-team All-ACC Honorable Mention after posting 42 tackles, three interceptions and seven passes defended.
- Appeared in 13 contests as a rotational player on defense and special teams in 2016, posting 15 tackles on defense while adding three stops on special teams.

PERSONAL:

- Attended Coconut Creek, Fla., High School where he was rated the No. 18 overall prospect nationally by ESPN as a wide receiver and defensive back. Finished his senior season with 45 receptions for 800 yards (17.8 avg.).
- His cousin, Lamar Jackson, is the starting quarterback for the Baltimore Ravens.
- Majored in sports communication at Clemson.

MULLEN'S NFL TOTALS

		DEFENSE								INTERCEPTIONS					FUMBLES REC				
Year Team	GP-GS	ST	AT	TT	Sks-Yds	Tkl/Ls	QB Prs	PBU	FF	No	Yds	Avg	Lg	TD	No	Yds	Avg	Lg	TD
2019 Las Vegas	16-10	40	8	– 48	0.0(0)	0(0)	0	10	0	1	0	0.0	0	0	0	0	0.0	0	0
2020 Las Vegas	16-16	54	7	– 61	0.0(0)	0(0)	0	14	0	2	0	0.0	0	0	0	0	0.0	0	0
2021 Las Vegas	5-5	16	3	– 19	0.0(0)	0(0)	0	4	0	1	18	18.0	18	0	0	0	0.0	0	0
2022 Arizona	8-0	9	3	– 12	0.0(0)	0(0)	1	1	1	0	0	0.0	0	0	0	0	0.0	0	0
Totals	45-31	119	21	– 140	0.0(0)	0(0)	1	29	1	4	18	4.5	18	0	0	0	0.0	0	0



PRO: The Dallas Cowboys signed Matt Overton in October of 2022 after veteran long snapper Jake McQuaide suffered a season-ending triceps injury. Overton comes to Dallas with 126 games of experience and 21 total special teams tackles across four NFL teams in his nine-year career. He will offer a seasoned presence to help stabilize a very accomplished special teams unit.

TRANSACTION SUMMARY:

- 10/5/22:** Signed to Dallas' practice squad as a free agent.
- 8/16/21:** Signed with the LA Chargers.
- 10/12/20:** Signed to Tennessee's practice squad then signed to the active roster (11/28).
- 9/1/19 :** Released by Jacksonville and signed with the LA Chargers (11/15), then released (11/18).
- 10/12/18:** Re-signed with Jacksonville.
- 5/1/17:** Released by Indianapolis and signed with Jacksonville (8/3).
- 3/3/15 :** Signed a contract extension with Indianapolis.
- 4/2/12 :** Signed with Indianapolis.
- 2/10/10:** Signed with Seattle, waived (3/15), re-signed (4/28) and waived (8/4).

2021 (LA Chargers):

- Signed with the LA Chargers and handled the snapping duties in all 17 regular season games and added two special teams tackles.

2020 (Tennessee):

- Handled all snapping duties for Tennessee over the final nine games of the regular season after signing to the Titans practice squad prior to Week 5.
- In Tennessee's Wild Card Round game against Baltimore (1/10/21), provided reliable snaps to punter Brett Kern who pinned four of his five punts inside the Ravens 20-yard line.

2019 (Jacksonville/LA Chargers):

- Released by Jacksonville during final roster cuts (9/1) after two seasons with the Jaguars.
- Signed to the Chargers in Week 11 but did not appear in any games before his release (11/18).

2018 (Jacksonville):

- Snapped cleanly on all opportunities for each of the Jaguars' final 11 games in 2018 while also adding a special teams tackle after re-signing with the team in October.

2017 (Jacksonville):

- Released by Indianapolis in May (5/1).
- Signed with Jacksonville after the start of training camp, ultimately appearing in nine contests for the eventual AFC South Division-champion Jaguars.
- Was injured in Jacksonville's Week 10 game against the Chargers (11/12), subsequently being placed on Reserve/Injured.

2016 (Indianapolis):

- Appeared in all 16 games for Indianapolis with one special teams tackle, reaching 80-straight games played for the Colts.

2015 (Indianapolis):

- Snapped in all 16 games for the fourth-straight season and aided Adam Vinatieri to record his 18th career 100-point season, while also becoming the third player in NFL history to convert 500 field goals, and contributed four stops on special teams.

2014 (Indianapolis):

- Handled snapping duties in all 16 regular season games, as well as Indianapolis' three postseason contests, and had three special teams tackles as the Colts won the AFC South Division.
- Helped punter Pat McAfee and kicker Adam Vinatieri both earn AP NFL All-Pro honors and Pro Bowl recognition.

2013 (Indianapolis):

- Named to his first Pro Bowl after providing reliable snaps in all 16 regular season games, plus two postseason outings, for the division-champion Colts. Added four special teams tackles during the regular season and two during the postseason.

2012 (Indianapolis):

- In his first NFL season, snapped in all 16 regular season games for the Colts, as well as Indianapolis' playoff game, registering a career-high six stops in punt coverage on the season.

2011:

- Out of football.

2010 (UFL):

- Played for the Omaha Nighthawks of the United Football League and was named to the UFL's top-10 players list in 2010.

2009 (UFL):

- Handled snapping responsibility on the 6-0 Florida Tuskers, helping the club reach the UFL Championship Game.

COLLEGE:

- Played two seasons at Western Washington (2005- 06) after transferring from Diablo Valley College (2003-04).
- Named a team captain in his final season with Western Washington, handling snapping responsibilities and playing as a reserve along the defensive line.

PERSONAL:

- Attended Tracy (Calif.) High School and earned honorable mention San Joaquin Athletic Association All-Star honors as a senior.



PRO: The Dallas Cowboys signed veteran offensive lineman Jason Peters to the practice squad prior to the first week of the regular season in 2022. Peters, an experienced and savvy veteran of 18 NFL seasons, is a versatile lineman who can play multiple places up front for the Cowboys. He was originally signed as a rookie free agent by the Buffalo Bills following the 2004 NFL Draft, converting from a collegiate tight end to the offensive line in his first training camp - a move that paid huge dividends for Peters' career, as he registered 218 starts and 228 games played on the way to nine career Pro Bowl selections and two first-team All-Pro nods before arriving in Dallas.

TRANSACTION SUMMARY:

9/5/22: Signed to Dallas' practice squad and activated (9/26).
8/16/21: Signed a one-year contract with Chicago.
7/14/20: Signed a one-year contract with Philadelphia.
3/11/19: Signed a one-year contract extension with Philadelphia.
2/26/14: Signed a five-year contract extension with Philadelphia.
8/27/12: Placed on Reserve/NFI with an Achilles injury
4/17/09: Traded from Buffalo to Philadelphia and signed a four-year extension with Philadelphia.
5/10/06: Re-signed with Buffalo.
11/13/04: Signed to Buffalo's active roster.
4/30/04: Signed with Buffalo as a rookie free agent, released (8/31) and signed to Buffalo's practice squad (9/7).

2021 (Chicago):

- Started at left tackle for 13 consecutive games before sitting out Weeks 15 and 16 due to an ankle injury, playing 15 games total on the year.
- Opened rushing lanes for the Bears runners to accumulate 188 yards against Detroit (10/3) and for Bears rookie quarterback Justin Fields to rush for 103 yards on Halloween against San Francisco (10/31).
- Helped pave way for the Bears to record a season-high 414 total net yards on offense (136 rush, 278 pass) at Pittsburgh (11/8).

2020 (Philadelphia):

- Re-signed with the Eagles and started all eight games he played for Philadelphia - six at left tackle and two at right guard - before missing the remaining eight games with a toe injury.
- Paved the way for Eagles rushers to pick up 194 yards on the ground against Baltimore (10/18).

2019 (Philadelphia):

- Started all 13 games he played at left tackle, allowing only two sacks on the year and helping the offense to almost 6,000 yards (5,772) on the season.
- Started the Eagles lone playoff game at left tackle.

2018 (Philadelphia):

- Started all 16 games at left tackle and gave up only 3.0 sacks on the season.
- Started both playoff games at left tackle.

2017 (Philadelphia):

- Started seven games for the Eagles before a knee injury forced him to the Reserve/Injured list in October, causing him to miss the remainder of the season and the Eagles Super Bowl victory.

2016 (Philadelphia):

- Started all 16 games and allowed only 2.0 sacks at the left tackle position, earning the ninth Pro Bowl selection of his career and his seventh as an Eagle - the second-most Pro nods in Eagles history behind Chuck Bednarik (eight).

2015 (Philadelphia):

- Earned his eighth career Pro Bowl after starting all 14 games played.

2014 (Philadelphia):

- Started all 16 games at left tackle on the way to his seventh Pro Bowl selection.

2013 (Philadelphia):

- Earned first-team All-Pro honors and his sixth Pro Bowl nod after starting all 16 games at left tackle and helping pave the way for the NFL's leading rusher, LeSean McCoy, who finished with a franchise-best 1,607 rushing yards.
- Also helped the Eagles offense establish a franchise record with 6,676 total yards and record the second-most points in team history (442).

2012 (Philadelphia):

- Suffered an Achilles injury in March and missed the entire season.

2011 (Philadelphia):

- Started all 14 games at left tackle and earned first-team All-Pro honors - the first of his career - and his fifth Pro Bowl selection.
- Joined Frank "Bucko" Kilroy (1953-55) as the only Eagles offensive linemen to earn a Pro Bowl selection in three consecutive years.

2010 (Philadelphia):

- Started 13 games at left tackle and allowed only 2.0 sacks to earn his fourth career Pro Bowl nod.

2009 (Philadelphia):

- Traded from Buffalo to Philadelphia in the offseason and signed a four-year contract extension with the Eagles, starting 15 games at left tackle to earn his third career Pro Bowl berth and first as an Eagle.

2008 (Buffalo):

- Started all 13 games at left tackle for Buffalo, earning his second Pro Bowl berth for his performance.

2007 (Buffalo):

- Earned his first career Pro Bowl nod after starting 15 games at left tackle for the Bills and paving the way for MarShawn Lynch and Buffalo's rushing attack to accumulate 1,800 yards on the ground.

2006 (Buffalo):

- Started all 16 games for Buffalo with nine at left tackle and seven at right tackle.

2005 (Buffalo):

- Started 10 of the 16 games he played for the Bills, with nine starts at right tackle and one start at tight end.
- Started the first game of his career on the offensive line at New England (10/30), getting the nod at right tackle and starting there for the remaining eight games of the season.
- Played as a reserve in the season-opening win against Houston (9/11) and caught a touchdown pass from J.P. Losman - the first touchdown throw of Losman's career.

2004 (Buffalo):

- Signed with Buffalo as an undrafted free agent out of Arkansas, making the team out of training camp and playing in five games with one start at tight end in his rookie season.
- Saw his first career game action at New England (11/14), playing as a reserve.
- Started the first game of his career at Cincinnati (12/19), earning the start as a tight end. Also blocked a Bengals punt and recovered it in the end zone for his first career touchdown.

COLLEGE:

- Played in 36 games over three seasons at Arkansas, playing as a tight end and catching 28 passes for 300 yards and four touchdowns.
- Earned All-SEC second team honors after starting every game at tight end and ranking third on the team with 21 receptions for 218 yards and four touchdowns as a junior in 2003.
- Played in 13 games with 12 starts as a tight end in 2002.
- In 2001 played in 10 games with three starts, beginning the year as a reserve defensive end and tackle before moving to tight end midway through the season.
- Redshirted in 2000, spending the season as a scout team defensive lineman.

PERSONAL:

- Starred at both football and basketball at Queen City, Texas, High School.

PETERS' NFL TOTALS

GAMES/STARTS (regular season, playoffs): 2004 (5/1-Buf); 2005 (16/10-Buf); 2006 (16/16-Buf); 2007 (15/15-Buf); 2008 (13/13-Buf); 2009 (15/15, 1/1-Phi); 2010 (13/13, 1/1-Phi); 2011 (14/14-Phi); 2012 (0/0-Phi); 2013 (16/16, 1/1-Phi); 2014 (16/16-Phi); 2015 (14/14-Phi); 2016 (16/16-Phi); 2017 (7/7-Phi); 2018 (16/16, 2/2-Phi); 2019 (13/13, 1/1-Phi); 2020 (8/8-Phi); 2021 (15/15-Chi). **Totals (228/218, 6/6).**



TRANSACTION SUMMARY:

7/28/22: Signed with Dallas as a free agent.

2022 (USFL):

- Earned USFL Most Valuable Player honors in the inaugural season of the league's re-launch, leading the New Jersey Generals and the league in receiving yards (540) and yards after the catch (316) on 44 receptions with four receiving scores. Added a punt return for a touchdown and a league-best 15.3 yards-per-return.

2021 (ELF/TSL/FCF):

- Joined the Glacier Boyz of the Fan Controlled Football League (FCF) for the inaugural 2021 season and finished with 13 receptions for 223 yards and four touchdowns over the six game season.
- Signed with the Sea Lions of The Spring League (TSL), appearing in six games and tying for second in the league with three touchdowns.
- Signed with the Panthers Wrocław of the European League of Football (ELF) in August of 2021, joining the squad midway through the season but finishing the regular season with 702 all-purpose yards and six touchdowns. The Panthers re-signed him for the 2022 season, but Turpin opted to play for the USFL.

2020 (IFL):

- After going undrafted in the 2019 NFL Draft, he signed with the Frisco Fighters of the Indoor Football League (IFL) in 2020, but did not play a game with the team as the season was canceled because of COVID-19.

COLLEGE:

- Was dismissed from the TCU football team in October 2018 after playing in seven games and recording 410 receiving yards and 487 return yards.
- Played in all 14 games with three starts in 2017 and was named first-team All-Big 12 as an all-purpose player, finishing the year with 41 catches for 394 receiving yards, 86 rushing yards and 722 return yards for a total of 1,202 all-purpose yards. Also became the only player in the nation in 2017 with a touchdown by passing, rushing, receiving, punt return and kick return in the same season.
- Played in eight games with two starts in 2016, finishing the season with 986 all-purpose yards and 123.2 all purpose yards-per-game to lead the team. Was named honorable-mention Big 12 Special Teams Player of the Year, recording 17 kick returns for 482 yards (28.4) and had 10 punt returns for 125 yards (12.5).
- In 2015 as a freshman, saw action in all 13 games with five starts, earning honorable mention All-Big 12 honors as a return specialist after recording 17 punt returns for 181 yards with a score and 27 kick returns for a 27.0-yard average. Added 45 catches for 649 yards and eight scoring grabs, while tallying 20 carries for 116 yards.

PERSONAL:

- All-state and first-team All-Northeast Louisiana as a senior at Neville High School in Monroe, La., totaling 1,928 all-purpose yards - 904 rushing and 724 receiving - and 29 touchdowns.