



NEWS RELEASE

ONE COWBOYS WAY ★ FRISCO, TEXAS 75034 ★ P:972.497.4959 ★ WWW.DALLASCOWBOYS.COM

REGULAR SEASON GAME #17 - SATURDAY, JANUARY 8, 2022
DALLAS COWBOYS AT PHILADELPHIA EAGLES
LINCOLN FINANCIAL FIELD - PHILADELPHIA, PA. - 7:15 P.M. (CST)



ESPN - ABC8 DFW

Play-By-Play: Steve Levy
Analyst: Louis Riddick
Analyst: Brian Griese
Sideline Reporter: Lisa Salters



KRLD-FM 105.3 THE FAN

Play-By-Play: Brad Sham
Analyst: Babe Laufenberg
Sideline Reporter: Kristi Scales



KMVK-FM 107.5 Mega

Play-By-Play: Victor Villalba
Analyst: Luis Perez



COMPASS MEDIA (National)

Play-By-Play: Kevin Ray
Analyst: Danny White

PUBLIC RELATIONS CONTACTS

Rich Dalrymple972-497-4953rdalrymple@dallascowboys.net
Scott Agulnek.....972-497-4956 sagulnek@dallascowboys.net
Joe Trahan.....972-497-4552jtrahan@dallascowboys.net
Dave Abbruzzese972-497-4355 ..dabbruzzese@dallascowboys.net
Emily Robbins.....972-497-4359erobbins@dallascowboys.net
Whitney Faulkner.....972-497-4955wfaulkner@dallascowboys.net
Bronte Hermesmeier.972-497-4252 ..bhermesmeier@dallascowboys.net

★ COWBOYS PR ON TWITTER ★

The official Twitter account of the Dallas Cowboys Public Relations team (@DallasCowboysPR) will provide pertinent stats, information, transactions, game updates and more throughout the week and on gameday. Follow us for the most up-to-date info related to the Cowboys organization.

★ BY THE NUMBERS ★

13

Dallas currently ranks third in the NFL with a +13 takeaway differential. The last time a Cowboys team finished a season with a differential of at least +13-or-better was 1981, when they finished with a +18 margin.

1.5

Micah Parsons needs 1.5 sacks to tie Jevon Kearse for the NFL rookie sack record (14.5). Parsons, who holds the Cowboys rookie sack record with 13.0, also has the most multi-sack games (three) by a rookie in Cowboys history. With another multi-sack performance, Parsons would be the seventh rookie in NFL history with four games of 1.5-or-more sacks.

479

Dallas leads the NFL with 29.9 points-per-game and has already tied the franchise record for most points in a season (479; 1983).

QUICK FACTS:

DALLAS COWBOYS (11-5)

AT

PHILADELPHIA EAGLES (9-7)



Regular Season Series Record:

Dallas leads the series 68-53

Last Meeting:

@ Dallas 41, Philadelphia 20, Sept. 27, 2021

Last Meeting in Philadelphia:

Philadelphia 23, Dallas 9, Nov. 1, 2020

Last Cowboys Win:

@ Dallas 41, Philadelphia 20, Sept. 27, 2021

Series Notable:

Dallas is 30-29 all-time playing in Philadelphia.

★ THIS WEEK'S SCHEDULE ★

Wednesday, Jan. 5

10:15 a.m. Coach McCarthy press conference (virtual only)
1:00 p.m. Virtual player availability

Thursday, Jan. 6

10:15 a.m. Coach McCarthy press conference (virtual only)
2:30 p.m. Virtual player availability

Friday, Jan. 7

No availability - team travel to Philadelphia

Saturday Jan. 8

7:15 p.m. Dallas Cowboys at Philadelphia Eagles

★ DALLAS COWBOYS OMG ★

The Cowboys launched a new media website at www.NFLOMG.com. Please follow the link and click on the Cowboys logo to access the team's page. For access, please send an email request to dcpr@dallascowboys.net.

The Cowboys NFL OMG site will contain the complete 2021 Media Guide, all weekly game notes and packets, player bios and rosters, Cowboys staff information and bios, weekly flip cards, a game tracker, all team and individual records and statistics, historical information, daily press releases and much more. The packets and media guide are updated weekly during the season and available in a PDF format for printing purposes. On gamedays, the site will host live statistics, updated player notes, postgame quotes and more. For guest access to the site, please use:

username: cowboysguest
password: cowboys2021

★ TABLE OF CONTENTS ★

| | |
|---|-------|
| Radio and TV broadcast info | 1 |
| Dallas Cowboys media schedule | 1 |
| Dallas Cowboys OMG info | 1 |
| Cowboys PR contact info | 1 |
| Dallas Cowboys 2021 schedule | 2 |
| Dallascowboys.com | 2 |
| Cowboys Round Up Week 18 | 3 |
| What to watch for | 4 |
| Mike McCarthy Facts and Figures | 5 |
| 2021 Coaching Staff | 5 |
| Mike McCarthy coaching record | 6 |
| Head coach bios | 6 |
| Pro Bowl Cowboys | 7 |
| 2021 Player Awards | 7 |
| Team Captains | 7 |
| NFC Standings | 7 |
| Water Payton Man of the Year | 8 |
| NFC East Championships | 8 |
| Player highlights | 9 |
| Series history | 9 |
| Dating Game/Stat Comparison | 9 |
| AT&T Stadium stats and figures | 10 |
| A Championship Tradition | 11 |
| Pro Bowl Numbers | 11 |
| Individual Notes | 12-38 |
| Dak Prescott | 12-19 |
| Ezekiel Elliott | 20-24 |
| Tony Pollard | 24 |
| Amari Cooper | 25-26 |
| CeeDee Lamb/Wide Receivers | 27-28 |
| Dalton Schultz | 28 |
| Offensive Notes | 29-31 |
| Trevon Diggs | 32-33 |
| Micah Parsons | 34-35 |
| DeMarcus Lawrence/Randy Gregory | 36 |
| Defensive Notes | 37 |
| Greg Zuerlein/Bryan Anger | 38 |
| Special Teams Notes | 38 |
| 2021 Regular Season Stats | 39 |
| 2021 Defensive Stats | 40 |
| 2021 Player Participation/Starters/Elevations | 41-44 |
| Unofficial Depth Chart | 45 |
| Pronunciation Guide | 45 |
| Coaching Staff | 45 |
| Alphabetical Roster | 46 |
| Numerical Roster | 47 |
| Positional Roster | 48 |
| How The Cowboys Were Built | 49 |
| Contract Status | 49 |
| Contract Analysis | 50 |
| When The Cowboys Were Built | 51 |
| Transactions by Date | 52-53 |
| Transactions by Player | 54-55 |
| Non Media Guide Bios | 56-60 |

★ DALLAS COWBOYS 2021 SCHEDULE ★

The Cowboys schedule currently features five games that will be broadcast nationally in primetime, including two from AT&T Stadium. In addition to the two primetime games at AT&T Stadium - one on ESPN and one on NBC - and the club's annual Thanksgiving Day national appearance (this year on CBS), the Cowboys will make three national appearances in primetime on the road, one on NBC Thursday night, one on NBC's Sunday Night Football, and once on Thursday night on Fox/NFL Network/Amazon.

The Cowboys play five games against teams that qualified for the 2020 playoffs - Kansas City, New Orleans, Tampa Bay and Washington (twice). Additionally, for the 19th time in the organization's history, second consecutive, the Cowboys will open and close the season on the road. This will be fifth time in the last 11 years Dallas opens and closes the year away (2011, 2012, 2018, 2020).

This season marks the seventh time - second time in the last three seasons - that the Cowboys will face both Super Bowl participants from the previous season:

| Years | Teams | Years | Teams |
|-------|-------------|-------|--------------|
| 2021 | KC and TB* | 1995 | SD and SF* |
| 2019 | LAR and NE* | 1973 | MIA* and WAS |
| 2015 | NE* and SEA | 1970 | KC* and MIN |
| 2010 | IND and NO* | | |

* indicates Super Bowl champion

The NFL also introduced its expanded regular season in 2021 with a 17th game. This season pairs Dallas with its same place finisher from the AFC East (New England).

| DATE | REGULAR SEASON (TV) | KICKOFF |
|-----------------|-----------------------------------|-------------|
| Thurs., Sept. 9 | @ Tampa Bay (NBC) | L, 29-31 |
| Sun., Sept. 19 | @ LA Chargers (CBS) | W, 20-17 |
| Mon., Sept. 27 | PHILADELPHIA (ESPN) | W, 41-21 |
| Sun., Oct. 3 | CAROLINA (FOX) | W, 36-28 |
| Sun., Oct. 10 | N.Y. GIANTS (FOX) | W, 44-20 |
| Sun., Oct. 17 | @ New England (CBS) | W, 35-29 |
| Sun., Oct. 24 | BYE | |
| Sun., Oct. 31 | @ Minnesota (NBC)* | W, 20-16 |
| Sun., Nov. 7 | DENVER (FOX) | L, 16-30 |
| Sun., Nov. 14 | ATLANTA (FOX) | W, 43-3 |
| Sun., Nov. 21 | @ Kansas City (FOX) | L, 9-19 |
| Thurs., Nov. 25 | LAS VEGAS (CBS) | L, 33-36 OT |
| Thurs., Dec. 2 | @ New Orleans (FOX/NFLN/Amazon)** | W, 27-17 |
| Sun., Dec. 12 | @ Washington (FOX) | W, 27-20 |
| Sun., Dec. 19 | @ N.Y. Giants (FOX) | W, 21-6 |
| Sun., Dec. 26 | WASHINGTON (NBC)* | W, 56-14 |
| Sun., Jan. 2 | ARIZONA (FOX) | L, 22-25 |
| Sat. Jan. 8 | @ Philadelphia (FOX) | 7:15 p.m. |

Home Games in BOLD

Game times and television broadcasts are subject to change

* Sunday night games in Weeks 5-17 subject to change, Week 18 game TBD

** NFL Network and Amazon simulcast subject to change

★ DALLASCOWBOYS.COM ★



The Dallas Cowboys official website is your one-stop shop for all breaking news, analysis and opinion, along with unique X's and O's breakdown featured in written content, videos and radio podcasts. DallasCowboys.com offers the best collection of timely articles, press conferences and videos, combined with the best spot to purchase tickets and order merchandise from the Cowboys Pro Shop. From the latest news to the latest apparel, there is no better place to visit than DallasCowboys.com.

To view the latest press conferences featuring coaches, player interviews from daily locker room sessions, radio interviews with Cowboys front office executives and Dallas Cowboys game highlights, visit <https://www.dallascowboys.com/all-media/>



@dallascowboys



/dallascowboys



@dallascowboys



@dallascowboys



Round Up

A look at this week's top storylines



at



Dallas Cowboys (11-5) at Philadelphia Eagles (9-7) • Jan. 8, 2022 7:15 p.m. CST

Player Spotlight

4 DAK PRESCOTT

- ★ Dak Prescott has nine games with a 100.0 passer rating in 2021 - tied for the second-most in the league - but he is tied for the NFL lead with seven games of a 100.0 passer rating and three touchdown passes this year:

| 2021 QBs with Most Games of 100.0 Rating, 3 TDs | | |
|---|--------------------|-------------------|
| Player | 100.0 Rating Games | 100.0, 3 TD Games |
| Dak Prescott | 9 | 7 |
| Matthew Stafford | 9 | 7 |
| Tom Brady | 9 | 6 |
| Joe Burrow | 10 | 6 |
| Justin Herbert | 8 | 6 |
| Patrick Mahomes | 8 | 6 |
| Aaron Rodgers | 10 | 6 |

- ★ There have only been six quarterbacks (10 instances) in NFL history to record more than seven games with a 100.0 rating and three passing touchdowns in a single season:

| Most Games of 100.0 Rating, 3 TDs, NFL History | | |
|--|--------|-------------------|
| Player | Season | 100.0, 3 TD Games |
| Aaron Rodgers | 2020 | 12 |
| Tom Brady | 2007 | 10 |
| Patrick Mahomes | 2018 | 10 |
| Aaron Rodgers | 2011 | 10 |
| Peyton Manning | 2004 | 9 |
| Peyton Manning | 2013 | 9 |
| Brew Brees | 2012 | 8 |
| Peyton Manning | 2014 | 8 |
| Peyton Manning | 2012 | 8 |
| Y.A. Tittle | 1963 | 8 |

- ★ Prescott has established a single-season career-high with 32 passing touchdowns in 2021 - a total that ranks third in a season in Cowboys history behind Tony Romo (36 in 2007 and 34 in 2014).

SCOUTING REPORT

- 5 Philadelphia has struggled to throw the ball in the red zone in 2021, recording the second-worst passer rating (68.8) and throwing a league-high five red zone interceptions on the year.

- 28 The Eagles have not been able to generate consistent pressure on opposing quarterbacks in 2021, recording only 28 sacks (fourth-fewest) on the season. Despite this, the Eagles have only blitzed their opponents on 19.9% of dropbacks this year - third-lowest rate in the league.



★ WHAT TO WATCH FOR IN WEEK 18 ★

DAK PRESCOTT

4

- * Dak Prescott, who has 32 touchdown passes this year, is four passing touchdowns shy of Tony Romo's single-season franchise record (36) that he set in 2007.
- * Prescott has a 68.4% completion rate in 15 games played in 2021, which would be a career-best and finish as the third-highest completion percentage in a season in franchise history. Tony Romo holds the completion percentage record (69.9%, 2014), while Troy Aikman ranks second (69.1%, 1993).
- * Prescott, who has thrown at least three touchdowns in seven games this season, needs a three-touchdown game at Philadelphia to establish the most games in franchise history (eight) with three-or-more touchdown passes.
- * Prescott (21,788) needs 172 passing yards to pass Danny White (21,959) for the fourth-most career passing yards in team history.

5

BRYAN ANGER

- * In his first season with the Cowboys, punter Bryan Anger leads the NFL with a career-high 44.6 net average. If Anger maintains his 44.6 net average, he will set a Cowboys record in net average (Chris Jones - 42.5, 2013).

7

TREVON DIGGS

- * Trevon Diggs leads the NFL with 11 interceptions and is second in the league with 21 pass breakups. Diggs' 11 interceptions are tied with Everson Walls for the most interceptions in a season in Cowboys history. With one more pick, Diggs would have a team record 12 interceptions and become the first NFL player with 12 picks since Mike Reinfeldt in 1979.
- * Since pass breakups became an official stat in 1999, Diggs is the only player in NFL history with 11 interceptions and 20-plus pass breakups in a season.
- * Diggs has recorded at least one interception in all three games he has played against the Eagles and had a pick-six in the 41-21 win over Philadelphia in Week 3.

11

MICAH PARSONS

- * Micah Parsons has already established the Cowboys rookie sack record with 13.0 sacks and is gunning for the NFL rookie sack record (14.5), which was set by Jevon Kearse in 1999. Parsons' 13.0 sacks lead all rookies in 2021 and ranks sixth among NFL defenders.
- * Parsons has the most multi-sack games (three) by a rookie in Cowboys history. With another multi-sack performance, Parsons would be the seventh rookie in NFL history with four games of 1.5-or-more sacks. Aldon Smith is the only player in league history with five multi-sack games in a rookie season (2011).

20

TONY POLLARD

- * Tony Pollard seeks 31 rushing yards to reach 750 rushing yards this season, which would be a career-high. Pollard and Elliott (915 rushing yards) would become the first Cowboys running back tandem to gain 750 yards on the ground in the same season since 1972 - Calvin Hill (1,036) and Walt Garrison (784).

86

DALTON SCHULTZ

- * Dalton Schultz, who is at 787 receiving yards, needs 13 yards on Saturday to join Jason Witten as the only Cowboys tight ends to reach 800 yards in a season.

88

CEEDEE LAMB

- * CeeDee Lamb (1,992) needs eight receiving yards on Saturday to reach 2,000 career receiving yards. Lamb would join Hayes (2,235) as the only two Cowboys with 2,000 receiving yards in their first two seasons.
- * Lamb's seven career games with 100 scrimmage yards are the second-most 100 scrimmage yard games by a Cowboys receiver in his first two seasons, trailing Bob Hayes (eight).

DALLAS COWBOYS



- * Dallas has had 19 different players score a touchdown this season, which is a team record for the most players to reach the end zone in a single season. The NFL record is 21 players in a single season, done three times: 1987 LA Rams (includes replacement players), 2000 Denver Broncos and the 2007 New England Patriots.
- * Dallas leads the NFL with 29.9 points-per-game and has already tied the franchise record for most points in a season (479 - 1983). With one point at Philadelphia, the 2021 Cowboys will set the team record for most points in a season.
- * The Cowboys have tallied an NFL-best 25 interceptions this season, the most picks by a Dallas team in a single season since the 1985 squad had 33 interceptions.
- * Dallas heads into the regular season finale with a +13 turnover differential, good for third in the NFL. The last time the Cowboys finished a season with a turnover differential of +13-or-better was in 1981 (+18).
- * The Cowboys are 5-0 against the NFC East in 2021. With a win at Philadelphia, Dallas will go undefeated against the division for just the third time in franchise history (1969 and 1998).

MIKE MCCARTHY

Head Coach
2020-21



★ WINNING HEAD COACH ★

The Dallas Cowboys named Mike McCarthy the ninth head coach in franchise history on Jan. 5, 2020. Along with 13 years of head coaching experience and 13 additional years as an assistant coach in the NFL, McCarthy came to Dallas with a 125-77-2 regular season coaching record - all with the Green Bay Packers (2006-18).

After a 6-10 record in 2020 and a 11-5 record in 2021, he owns the sixth-most wins (26th all-time) and eighth-highest winning percentage among qualifying active NFL coaches. His teams have qualified for the postseason nine times, won six NFC North Division titles, made four NFC Championship Game appearances and took home a Super Bowl XLV championship.

Most Regular Season Wins by Active Head Coach

| Coach | Years | Won | Loss | Tied | Pct |
|---------------------------|------------------|------------|-----------|----------|-------------|
| Bill Belichick..... | 1991-2021 | 290 | 142 | 0 | .671 |
| Andy Reid..... | 1999-2021 | 232 | 135 | 1 | .632 |
| Mike Tomlin..... | 2007-2021 | 153 | 85 | 2 | .642 |
| Pete Carroll..... | 1994-2021 | 151 | 104 | 1 | .592 |
| Sean Payton..... | 2006-2021 | 151 | 89 | 0 | .629 |
| Mike McCarthy..... | 2006-2021 | 142 | 92 | 2 | .606 |
| John Harbaugh..... | 2008-2021 | 137 | 87 | 0 | .612 |

★ 2021 COACHING STAFF ★

Mike McCarthy **Head Coach**
Rob Davis..... Asst. Head Coach

Kellen Moore..... Offensive Coordinator
Joe Philbin..... Offensive Line
Jeff Blasko..... Asst. Offensive Line
Adam Henry..... Wide Receivers
Lunda Wells..... Tight Ends
Skip Peete..... Running Backs
Doug Nussmeier..... Quarterbacks
Chase Haslett..... Quality Control - Offense

Dan Quinn..... Defensive Coordinator
Aden Durde..... Defensive Line
Leon Lett..... Asst. Defensive Line
Scott McCurley..... Linebackers
George Edwards..... Senior Defensive Assistant
Joe Whitt Jr..... Passing Game Coord./Secondary
Al Harris..... Defensive Backs
Cannon Matthews..... Quality Control - Defense

John Fassel..... Special Teams Coordinator
Matt Daniels..... Asst. Special Teams

Scott Tolzien..... Coaching Assistant

Harold Nash Jr..... Strength and Conditioning Coordinator
Kendall Smith..... Asst. Strength and Conditioning
Cedric Smith..... Asst. Strength and Conditioning

Ryan Feder..... Quality Control/Analytics
Justin Rudd..... Video/Analytics
Eric Simonelli..... Quality Control/Analytics
Kyle Valero..... Quality Control/Analytics

★ TEAM RANKINGS ★

In 2021 Mike McCarthy has helped guide the Cowboys team to key rankings in several areas:

| | |
|-----------------------|--|
| 1st | Points-Per-Game (29.9) |
| 1st | Explosive Plays (10+ Yds - 239) |
| 2nd | Net Yards-Per-Game (402.8) |
| 4th | Completion Percentage (68.2%) |
| 5th | Passer Rating (101.7) |

33 Takeaways - Tied for the most in the NFL

★ MCCARTHY'S RECORD WHEN... ★

Below is a look at McCarthy's head coaching record under several different circumstances:

| | |
|---------------------|-----------|
| Regular season..... | 142-92-2 |
| Postseason..... | 10-8 |
| Overall..... | 152-100-2 |

| | Regular | Post |
|------------------------------------|----------|------|
| September..... | 32-18-1 | |
| October..... | 37-18 | |
| November..... | 27-35-1 | |
| December..... | 42-18 | |
| January..... | 4-3 | 9-8 |
| February..... | | 1-0 |
| Playing at home..... | 82-34-2 | 5-3 |
| Playing on the road..... | 59-58 | 5-5 |
| Playing at AT&T Stadium..... | 10-7 | 2-0 |
| Playing in prime time..... | 33-32 | 3-1 |
| Thursday..... | 11-8 | |
| Saturday..... | 1-1 | 3-2 |
| Sunday..... | 121-72-2 | 7-6 |
| Monday..... | 9-10 | |
| Tuesday..... | 0-1 | |
| Playing against the NFC East..... | 22-14 | 5-2 |
| Playing against the NFC..... | 104-62-2 | 9-8 |
| Playing against the AFC..... | 33-27 | 1-0 |
| Playing on grass surface..... | 101-53-2 | 7-6 |
| Playing on artificial surface..... | 41-40 | 3-2 |
| Post Bye..... | 11-4 | |
| Post Bye Home..... | 4-1 | |
| Post Bye Road..... | 7-3 | |
| When scoring 30-plus points..... | 81-9 | 6-2 |
| When team scores first..... | 99-34-2 | 4-2 |
| When team leads at halftime..... | 111-21-1 | 9-2 |

★ MCCARTHY'S HEAD COACHING RECORD AND COACHING EXPERIENCE ★

| Regular Season | | | | | | | Postseason | | | | McCarthy vs. NFL | | | | | |
|----------------|----------------|--------------|----|---|------|---------------|------------|---|-------|-----------------------|------------------|----|---|---|-------|--|
| Year | Team | W | L | T | Pct. | Result | W | L | Pct. | Result | Team | W | L | T | PCT. | |
| 2006 | Green Bay..... | 8 | 8 | 0 | .500 | 2nd NFC North | | | | | Arizona | 3 | 4 | 0 | 0.429 | |
| 2007 | Green Bay..... | 13 | 3 | 0 | .813 | 1st NFC North | 1 | 1 | .500 | NFC Championship Game | Atlanta | 5 | 4 | 0 | 0.556 | |
| 2008 | Green Bay..... | 6 | 10 | 0 | .375 | 3rd NFC North | | | | | Baltimore | 2 | 2 | 0 | 0.500 | |
| 2009 | Green Bay..... | 11 | 5 | 0 | .688 | 2nd NFC North | 0 | 1 | .000 | Wild Card Game | Buffalo | 2 | 2 | 0 | 0.500 | |
| 2010 | Green Bay..... | 10 | 6 | 0 | .625 | 2nd NFC North | 4 | 0 | 1.000 | Super Bowl XLV | Carolina | 4 | 3 | 0 | 0.571 | |
| 2011 | Green Bay..... | 15 | 1 | 0 | .938 | 1st NFC North | 0 | 1 | .000 | Divisional Game | Chicago | 18 | 7 | 0 | 0.720 | |
| 2012 | Green Bay..... | 11 | 5 | 0 | .688 | 1st NFC North | 1 | 1 | .500 | Divisional Game | Cincinnati | 2 | 2 | 0 | 0.500 | |
| 2013 | Green Bay..... | 8 | 7 | 1 | .531 | 1st NFC North | 0 | 1 | .000 | Wilde Card Game | Cleveland | 3 | 1 | 0 | .750 | |
| 2014 | Green Bay..... | 12 | 4 | 0 | .750 | 1st NFC North | 1 | 1 | .500 | NFC Championship Game | Dallas | 5 | 3 | 0 | 0.625 | |
| 2015 | Green Bay..... | 10 | 6 | 0 | .625 | 2nd NFC North | 1 | 1 | .500 | Divisional Game | Denver | 2 | 2 | 0 | 0.500 | |
| 2016 | Green Bay..... | 10 | 6 | 0 | .625 | 1st NFC North | 2 | 1 | .667 | NFC Championship Game | Detroit | 18 | 7 | 0 | 0.720 | |
| 2017 | Green Bay..... | 7 | 9 | 0 | .438 | 3rd NFC North | | | | | Houston | 2 | 1 | 0 | 0.667 | |
| 2018 | Green Bay..... | 4 | 7 | 1 | .375 | | | | | | Indianapolis | 1 | 2 | 0 | 0.333 | |
| 2020 | Dallas..... | 6 | 10 | 0 | .375 | 3rd NFC East | | | | | Jacksonville | 2 | 1 | 0 | 0.667 | |
| 2021 | Dallas..... | 11 | 5 | 0 | .686 | | | | | | Kansas City | 2 | 2 | 0 | 0.500 | |
| Totals | | 142 | 92 | 2 | .606 | | 10 | 8 | .556 | | LA Chargers | 4 | 0 | 0 | 1.000 | |
| | | | | | | | | | | | | | | | | |
| | | Year | | Position, Team | | | | | | | | | | | | |
| | | 1987-88..... | | Graduate Assistant, Fort Hays State | | | | | | | | | | | | |
| | | 1989-91..... | | Graduate Assistant, Pittsburgh | | | | | | | | | | | | |
| | | 1992..... | | Wide Receivers, Pittsburgh | | | | | | | | | | | | |
| | | 1993-94..... | | Offensive Quality Control, Kansas City Chiefs | | | | | | | | | | | | |
| | | 1995-98..... | | Quarterbacks, Kansas City Chiefs | | | | | | | | | | | | |
| | | 1999..... | | Quarterbacks, Green Bay Packers | | | | | | | | | | | | |
| | | 2000-04..... | | Offensive Coordinator, New Orleans Saints | | | | | | | | | | | | |
| | | 2005..... | | Offensive Coordinator, San Francisco 49ers | | | | | | | | | | | | |
| | | 2006-18..... | | Head Coach, Green Bay Packers | | | | | | | | | | | | |
| | | 2020-21..... | | Head Coach, Dallas Cowboys | | | | | | | | | | | | |
| | | | | | | | | | | | | | | | | |
| | | | | | | | | | | | | | | | | |
| | | | | | | | | | | | | | | | | |
| | | | | | | | | | | | | | | | | |
| | | | | | | | | | | | | | | | | |
| | | | | | | | | | | | | | | | | |
| | | | | | | | | | | | | | | | | |
| | | | | | | | | | | | | | | | | |
| | | | | | | | | | | | | | | | | |
| | | | | | | | | | | | | | | | | |
| | | | | | | | | | | | | | | | | |
| | | | | | | | | | | | | | | | | |
| | | | | | | | | | | | | | | | | |
| | | | | | | | | | | | | | | | | |
| | | | | | | | | | | | | | | | | |
| | | | | | | | | | | | | | | | | |
| | | | | | | | | | | | | | | | | |
| | | | | | | | | | | | | | | | | |
| | | | | | | | | | | | | | | | | |
| | | | | | | | | | | | | | | | | |
| | | | | | | | | | | | | | | | | |
| | | | | | | | | | | | | | | | | |
| | | | | | | | | | | | | | | | | |
| | | | | | | | | | | | | | | | | |
| | | | | | | | | | | | | | | | | |
| | | | | | | | | | | | | | | | | |
| | | | | | | | | | | | | | | | | |
| | | | | | | | | | | | | | | | | |
| | | | | | | | | | | | | | | | | |
| | | | | | | | | | | | | | | | | |
| | | | | | | | | | | | | | | | | |
| | | | | | | | | | | | | | | | | |
| | | | | | | | | | | | | | | | | |
| | | | | | | | | | | | | | | | | |
| | | | | | | | | | | | | | | | | |
| | | | | | | | | | | | | | | | | |
| | | | | | | | | | | | | | | | | |
| | | | | | | | | | | | | | | | | |
| | | | | | | | | | | | | | | | | |
| | | | | | | | | | | | | | | | | |
| | | | | | | | | | | | | | | | | |
| | | | | | | | | | | | | | | | | |
| | | | | | | | | | | | | | | | | |
| | | | | | | | | | | | | | | | | |
| | | | | | | | | | | | | | | | | |
| | | | | | | | | | | | | | | | | |
| | | | | | | | | | | | | | | | | |
| | | | | | | | | | | | | | | | | |
| | | | | | | | | | | | | | | | | |
| | | | | | | | | | | | | | | | | |
| | | | | | | | | | | | | | | | | |
| | | | | | | | | | | | | | | | | |
| | | | | | | | | | | | | | | | | |
| | | | | | | | | | | | | | | | | |
| | | | | | | | | | | | | | | | | |
| | | | | | | | | | | | | | | | | |
| | | | | | | | | | | | | | | | | |
| | | | | | | | | | | | | | | | | |
| | | | | | | | | | | | | | | | | |
| | | | | | | | | | | | | | | | | |
| | | | | | | | | | | | | | | | | |
| | | | | | | | | | | | | | | | | |
| | | | | | | | | | | | | | | | | |
| | | | | | | | | | | | | | | | | |
| | | | | | | | | | | | | | | | | |
| | | | | | | | | | | | | | | | | |
| | | | | | | | | | | | | | | | | |
| | | | | | | | | | | | | | | | | |
| | | | | | | | | | | | | | | | | |
| | | | | | | | | | | | | | | | | |
| | | | | | | | | | | | | | | | | |
| | | | | | | | | | | | | | | | | |
| | | | | | | | | | | | | | | | | |
| | | | | | | | | | | | | | | | | |
| | | | | | | | | | | | | | | | | |
| | | | | | | | | | | | | | | | | |
| | | | | </ | | | | | | | | | | | | |

★ HEAD COACHES ★

MIKE MCCARTHY (142-92-2, 15th Year, 17-15 with Dallas)

The Dallas Cowboys named Mike McCarthy the ninth head coach in franchise history on Jan. 8, 2020, handing the reigns of the team to an innovative offensive mind with a championship pedigree.

McCarthy has 14 years of head coaching experience – 13 with Green Bay and one with Dallas – along with 13 years as an assistant coach in the NFL, including six as an offensive coordinator.

As a head coach, McCarthy has racked up a 142-92-2 regular season coaching record, and he owns the sixth-most wins (26th all-time) among active NFL coaches. His teams have qualified for the postseason nine times, won six NFC North Division titles, made four NFC Championship Game appearances and took home a Super Bowl XLV championship held at AT&T Stadium in Arlington, Texas, following the 2010 NFL season.

In his first season with the Cowboys, McCarthy's plan to install a new culture in Dallas was halted by the COVID-19 pandemic. Due to COVID protocols, McCarthy's first offseason with the Cowboys included no in-person meetings or practices. When the 2020 season came around, McCarthy's challenges continued. He watched his franchise quarterback Dak Prescott suffer a devastating season-ending injury in Week 5, along with having to implement eight different starting offensive line combinations due to injuries up front. Despite the hurdles, the 2020 Dallas Cowboys were in position to win the NFC East entering Week 17 but came up just short.

During his time in Green Bay, McCarthy was known as a prolific offensive mind and the primary play-caller for the Packers. McCarthy's offense finished fourth in the NFL in total offense and third in points-per-game through his 14-year stint with the club.

McCarthy is only the fourth head coach in NFL history to lead a single franchise to eight or more consecutive playoff appearances, joining Tom Landry, Chuck Noll and Bill Belichick. Those eight appearances from 2009-16 were more than the rest of the NFC North Division combined over that span (Minnesota, three; Detroit, three; Chicago, one).

McCarthy's nine playoff appearances overall are the most by a Packers coach since the NFL postseason began in 1933, and he guided the Packers to a franchise-record fourth consecutive division title in 2014. With the victory over Dallas in the 2016 playoffs, McCarthy surpassed Vince Lombardi and Mike Holmgren for the most playoff victories in team history (10).

NICK SIRIANNI (9-7, 1st Year)

Nick Sirianni was named the 24th head coach of the Philadelphia Eagles on January 24, 2021, after a productive three-year stretch as the Indianapolis Colts offensive coordinator.

During his first season in Philadelphia, Sirianni has guided the Eagles to a playoff berth, becoming just the third coach in team history to guide the Eagles to the postseason in his first season, joining Chip Kelly (2013) and Ray Rhodes (1995). Sirianni's offense leads the NFL in rushing (160.4 yards-per-game) while the defense is tied for eighth in points allowed (20.9).

In his three seasons guiding the Colts offense, Indianapolis was seventh in red zone touchdown efficiency (63.9%) and eighth in points-per-game (24.4). Sirianni helped the Colts to a 28-20 record during that span, including a pair of 10-win campaigns and two playoff appearances.

In 2020 Sirianni directed a Colts offense that posted the 10th-most total yards-per-game in the NFL (387.1). Sirianni and quarterback Philip Rivers worked well together while with the Colts, as Rivers posted the eighth-highest completion percentage (68%) and 10th-most passing yards (4,169) in the NFL.

Sirianni took over a young offense in Philadelphia, including rookie wide receiver DeVonta Smith and second-year playmakers in Jalen Hurts, Jalen Reagor and Quez Watkins. However, Sirianni is no stranger to developing young offensive talents. In 2020 with Indianapolis, Sirianni helped rookie running back Jonathan Taylor finish third in the NFL in rushing with 1,169 yards on the ground.

During 2018, Sirianni's first season with the Colts offense, quarterback Andrew Luck was named Associated Press NFL Comeback Player of the Year after throwing for 4,593 yards and 39 touchdowns.

Prior to his three-year stint with the Colts, Sirianni spent five seasons with the LA Chargers (2013-17), starting as an offensive quality control coach before going on to coach quarterbacks and receivers. From 2014-15, Sirianni served as the Chargers quarterbacks coach while Philip Rivers was under center. Sirianni helped Rivers earn back-to-back Pro Bowls in those two seasons.

Sirianni began his NFL coaching career with the Kansas City Chiefs (2009-12) as a quality control coach. Before entering the NFL coaching ranks, Sirianni spent three years as the wide receivers coach at Indiana University of Pennsylvania (2006-08) and two seasons as the defensive backs coach at his alma mater, Mount Union, where he was a three-year starter at wide receiver from 2000-02.

★ PRO BOWL COWBOYS ★

Five Dallas Cowboys were selected to the 2021 NFL Pro Bowl set to take place at Allegiant Stadium in Las Vegas, Nev., on Sunday, February 6, 2022. Three of the five players representing the Cowboys in the Pro Bowl will be making their first trip, and three of the five were selected as starters. There are two players from offense, two from defense and one from special teams.

Tyron Smith will be making his eighth trip to the game, tying him with Emmitt Smith for the sixth-most trips in team history. Zack Martin (starter) will be making his seventh trip, giving him the second-most appearances by a Cowboys guard behind Allen (nine). Martin's seven trips also tie DeMarcus Ware for the eighth-most overall.

Representing the defense are two first-time selections in Trevon Diggs and Micah Parsons, with both selected as starters. Diggs is the first cornerback to make the game since Byron Jones in 2018, and the first corner to be named a starter since Deion Sanders. Parsons becomes the second Cowboys rookie linebacker (Leighton Vander Esch, 2018), fourth rookie defender (Mel Renfro, 1964; Everson Walls, 1981 and Vander Esch) and 12th overall rookie to earn the honor.

Rounding out Dallas' Pro Bowl roster is punter Bryan Anger, making his first career appearance. Anger is the fourth punter in Cowboys history to earn a spot in the Pro Bowl.

2021 Dallas Cowboys Pro Bowlers

| Player | Selection |
|-------------------|-----------|
| Tyron Smith, T | Eighth |
| Zack Martin, G | Seventh |
| Trevon Diggs, CB | First |
| Micah Parsons, LB | First |
| Bryan Anger, P | First |

**Italics indicates starter*



★ NFC EAST STANDINGS ★

| Team | W | L | T | Home | Road | Div. | Con. | PF | PA |
|---------------|-----------|----------|----------|------------|------------|------------|------------|------------|------------|
| Dallas | 11 | 5 | 0 | 5-3 | 6-2 | 5-0 | 9-2 | 479 | 332 |
| Philadelphia | 9 | 7 | 0 | 3-4 | 6-3 | 3-2 | 7-4 | 418 | 334 |
| Washington | 6 | 10 | 0 | 3-5 | 3-5 | 1-4 | 5-6 | 313 | 427 |
| New York | 4 | 12 | 0 | 3-4 | 1-8 | 1-4 | 3-8 | 251 | 394 |

★ NFC STANDINGS ★

| Team | W | L | T | Con. | Strength of Victories | Strength of Schedule | PF | PA |
|---------------|-----------|----------|----------|------------|--------------------------|-------------------------|------------|------------|
| Green Bay | 13 | 3 | 0 | 9-2 | .476 | .488 | 420 | 334 |
| LA Rams | 12 | 4 | 0 | 8-3 | .404 | .475 | 436 | 345 |
| Tampa Bay | 12 | 4 | 0 | 7-4 | .469 | .484 | 470 | 336 |
| Dallas | 11 | 5 | 0 | 9-2 | .426 | .488 | 479 | 332 |
| Arizona | 11 | 5 | 0 | 7-4 | .480 | .492 | 419 | 328 |
| San Francisco | 9 | 7 | 0 | 6-5 | .413 | .494 | 400 | 341 |
| Philadelphia | 9 | 7 | 0 | 7-4 | .344 | .447 | 418 | 334 |
| New Orleans | 8 | 8 | 0 | 6-5 | .531 | .520 | 334 | 315 |
| Minnesota | 7 | 9 | 0 | 5-6 | .441 | .522 | 394 | 409 |
| Atlanta | 7 | 9 | 0 | 4-7 | .299 | .459 | 293 | 429 |
| Washington | 6 | 10 | 0 | 5-6 | .448 | .551 | 313 | 427 |
| Chicago | 6 | 10 | 0 | 4-7 | .354 | .526 | 294 | 376 |
| Seattle | 6 | 10 | 0 | 3-8 | .370 | .506 | 357 | 336 |
| Carolina | 5 | 11 | 0 | 3-8 | .425 | .492 | 287 | 363 |
| N.Y. Giants | 4 | 12 | 0 | 3-8 | .484 | .547 | 251 | 394 |
| Detroit | 2 | 13 | 1 | 2-9 | .551 | .522 | 288 | 437 |

★ 2021 PLAYER AWARDS ★

The Dallas Cowboys have earned notable recognitions this season for their efforts, with several players of the week honors and Trevon Diggs earning NFC Defensive Player of the Month for September - becoming only the third Cowboys defender and first defensive back to receive the award in team history.

Below is a breakdown of individual awards earned by Cowboys players in 2021:

NFC Offensive Player of the Week

| | |
|--------------|------------------------|
| Dak Prescott | Week 6 at New England |
| Dak Prescott | Week 16 vs. Washington |

NFC Defensive Player of the Week

| | |
|---------------|---------------------|
| Trevon Diggs | Week 4 vs. Carolina |
| Micah Parsons | Week 8 at Minnesota |

NFC Defensive Player of the Month

| | |
|--------------|-----------|
| Trevon Diggs | September |
|--------------|-----------|

Defensive Rookie of the Month

| | |
|---------------|----------|
| Micah Parsons | November |
| Micah Parsons | December |

FedEx Air and Ground Players of the Week

| | |
|-----------------|-----------------------|
| Dak Prescott | Week 10 vs. Atlanta |
| Dak Prescott | Week 6 at New England |
| Ezekiel Elliott | Week 4 vs. Carolina |
| Dak Prescott | Week 12 vs. Las Vegas |

Pepsi Zero Sugar Rookie of the Week

| | |
|---------------|-----------------------|
| Micah Parsons | Week 8 at Minnesota |
| Micah Parsons | Week 10 vs. Atlanta |
| Micah Parsons | Week 14 at Washington |

Dallas' 14 player awards this year are the second-most by any team, trailing only Cincinnati's 18 player awards in 2021.

★ 2021 TEAM CAPTAINS ★

The Dallas Cowboys select three team captains weekly throughout the season, as chosen by the team prior to that week's game. Below are the captains from each week of the 2021 season:

2021 Dallas Cowboys Captains

Week 1 - at Tampa Bay

| | |
|---------------|-----------------|
| Offense | Dak Prescott |
| Defense | Randy Gregory |
| Special Teams | Darian Thompson |

Week 2 - at LA Chargers

| | |
|---------------|-------------------|
| Offense | Tyron Smith |
| Defense | Dorance Armstrong |
| Special Teams | Cedrick Wilson |

Week 3 - vs. Philadelphia

| | |
|---------------|-----------------|
| Offense | Ezekiel Elliott |
| Defense | Damontae Kazee |
| Special Teams | Corey Clement |

Week 4 - vs. Carolina

| | |
|---------------|--------------|
| Offense | Zack Martin |
| Defense | Jaylon Smith |
| Special Teams | Luke Gifford |

Week 5 - vs. N.Y. Giants

| | |
|---------------|--------------|
| Offense | CeeDee Lamb |
| Defense | Jordan Lewis |
| Special Teams | Noah Brown |

Week 6 - at New England

| | |
|---------------|----------------------|
| Offense | Dak Prescott |
| Defense | Leighton Vander Esch |
| Special Teams | CJ Goodwin |

Week 8 - at Minnesota

| | |
|---------------|----------------|
| Offense | Dalton Schultz |
| Defense | Jayron Kearse |
| Special Teams | Tony Pollard |

Week 9 - vs. Denver

| | |
|---------------|-----------------|
| Offense | Amari Cooper |
| Defense | Randy Gregory |
| Special Teams | Jeremy Sprinkle |

Week 10 - vs. Atlanta

| | |
|---------------|---------------|
| Offense | Tyler Biadasz |
| Defense | Anthony Brown |
| Special Teams | Malik Turner |

Week 11 - at Kansas City

| | |
|---------------|-----------------|
| Offense | Terence Steele |
| Defense | Donovan Wilson |
| Special Teams | Francis Bernard |

Week 12 - vs. Las Vegas

| | |
|---------------|----------------|
| Offense | Zack Martin |
| Defense | Carlos Watkins |
| Special Teams | Jake McQuaide |

Week 13 - at New Orleans

| | |
|---------------|---------------|
| Offense | Dak Prescott |
| Defense | Micah Parsons |
| Special Teams | Bryan Anger |

Week 14 - at Washington

| | |
|---------------|----------------|
| Offense | Michael Gallup |
| Defense | Trevon Diggs |
| Special Teams | Greg Zuerlein |

Week 15 - at N.Y. Giants

| | |
|---------------|-------------------|
| Offense | La'el Collins |
| Defense | DeMarcus Lawrence |
| Special Teams | Darian Thompson |

Week 16 - vs. Washington

| | |
|---------------|-------------------|
| Offense | Tony Pollard |
| Defense | Neville Gallimore |
| Special Teams | Jeremy Sprinkle |

Week 17 - vs. Arizona

| | |
|---------------|-----------------|
| Offense | Connor Williams |
| Defense | Malik Hooker |
| Special Teams | Jake McQuaide |

★ PRIMETIME COWBOYS ★

The Dallas Cowboys have a 96-80 record in primetime games and are 4-1 this year, with the opening week loss to Tampa Bay and wins against Philadelphia, Minnesota, New Orleans and Washington. With a win on Saturday, Dallas would go 5-1 in primetime games for the first time since 2016.

This week the Cowboys return to primetime on Saturday night on ESPN's *Monday Night Football* in a road bout in Philadelphia. The Cowboys hold a 48-35 all-time record on MNF broadcasts and will be making their 84th appearance on the show. Dallas' 48 wins on MNF are the third-most in NFL history behind Pittsburgh (51) and San Francisco (50).

Dallas and Philadelphia squared off in primetime in Week 3 of the 2021 season, as the Cowboys defeated the Eagles 41-21 on *Monday Night Football* in front of a TV audience of 14.9 million viewers, the most-watched MNF Week 3 game since 2012.

Cowboys All-Time Record in Primetime Games

| Day | W | L |
|--------------------|-----------|-----------|
| Sunday | 37 | 36 |
| Monday | 48 | 35 |
| Tuesday | 0 | 1 |
| Wednesday | 1 | 0 |
| Thursday | 6 | 3 |
| Saturday | 4 | 5 |
| Total | 96 | 80 |

★ SATURDAY'S ARE FOR THE 'BOYS ★

In the 61-plus years of Dallas Cowboys football, the team has played on Saturday 42 times - including 13 playoff games. Dallas has a 22-20 record in Saturday games.

Additionally, Dallas has played nine primetime games on a Saturday. The Cowboys are 4-5 on Saturday night games, and the most recent Cowboys game on a Saturday was against the N.Y. Jets on Dec. 19, 2015 - a 16-19 Dallas loss that was broadcasted on NFL Network.

★ HEATING UP IN DECEMBER ★

Mike McCarthy has coached his teams to finish the regular season strong, posting a career record of 42-18 in the month of December, a winning percentage of .700 that is the fourth-best all-time winning percentage among head coaches (minimum 30 games) and is fourth among active head coaches (minimum five games):

All-Time Head Coach Winning Percentage in December

| Coach | W | L | T | Win% |
|----------------------------|-----------|-----------|----------|-------------|
| Bill Walsh | 25 | 9 | 0 | .735 |
| Andy Reid | 70 | 28 | 0 | .714 |
| Joe Gibbs | 43 | 18 | 0 | .705 |
| Mike McCarthy | 42 | 18 | 0 | .700 |
| Tony Dungy | 38 | 17 | 0 | .691 |

Active Head Coach Winning Percentage in December

| Coach | W | L | T | Win% |
|----------------------------|-----------|-----------|----------|-------------|
| Matt LaFleur | 12 | 0 | 0 | 1.000 |
| Brian Flores | 9 | 3 | 0 | .750 |
| Andy Reid | 70 | 28 | 0 | .714 |
| Mike McCarthy | 42 | 18 | 0 | .700 |
| Bill Belichick | 78 | 36 | 0 | .684 |

The Cowboys finished the month of December 4-0 this year, the first undefeated month of December since 2014 for Dallas (4-0) and only the fourth perfect record in December by a Cowboys teams since 1989, 13th all-time:

Dallas Cowboys Teams with Undefeated Record in Dec.

| Season | Record | Season | Record |
|------------|--------|-------------------|------------|
| 1965 | 3-0 | 1978 | 3-0 |
| 1968 | 2-0 | 1979 | 3-0 |
| 1969 | 3-0 | 1991 | 3-0 |
| 1970 | 3-0 | 1993 | 4-0 |
| 1971 | 3-0 | 2014 | 4-0 |
| 1973 | 3-0 | 2021 | 4-0 |
| 1977 | 3-0 | | |

★ NFC EAST CHAMPIONS ★

The Dallas Cowboys won the 2021 NFC East title. The division title is the 21st for the Cowboys since the merger and realignment in 1970, 25th division title overall since the teams inception in 1960. Below is a breakdown of the NFC East Champions since the division was founded in 1970:

Dallas (21): 2021, 2018, 2016, 2014, 2009, 2007, 1998, 1996, 1995, 1994, 1993, 1992, 1985, 1981, 1979, 1978, 1977, 1976, 1973, 1971, 1970

Philadelphia (11): 2019, 2017, 2013, 2010, 2006, 2004, 2003, 2002, 2001, 1988, 1980

Washington (10): 2020, 2015, 2012, 1999, 1991, 1987, 1984, 1983, 1982, 1972

New York (8): 2011, 2008, 2005, 2000, 1997, 1990, 1989, 1986

St. Louis/Arizona (2): 1975, 1974

Super Bowl Championship teams underlined

The NFC East teams have combined to be the most successful division in the NFC since the 1970 NFL merger, with 21 NFC championships and 13 Super Bowl victories, the highest marks of any division in the NFC.

★ MAN OF THE YEAR ★

The Dallas Cowboys announced Dak Prescott as its nominee for the WALTER PAYTON NFL MAN OF THE YEAR AWARD PRESENTED BY NATIONWIDE.

Considered one of the league's most prestigious honors, the Walter Payton NFL Man of the Year Award presented by Nationwide recognizes an NFL player for outstanding community service activities off the field, as well as excellence on the field.

"I am extremely humbled and honored to be named the Dallas Cowboys Walter Payton NFL Man of the Year candidate, especially in light of all of the great things my teammates are doing in the community," said Prescott. "I am proud of the work that my Faith Fight Finish Foundation is doing to support those facing adversity and the programming being developed to help those individuals, families and communities find strength for a better future. If I can be the catalyst for conversations to be started or someone to seek help when they are feeling alone, I see that as a great purpose."

Prescott and the Faith Fight Finish Foundation (FFF) have worked tirelessly to align with trusted partners to implement solutions to the issues plaguing our nation. In the wake of the senseless murder of George Floyd, Prescott lent his voice to the dialogue, penning an op-ed in which he vowed to take action to rid communities of racism, racial-profiling and hate. He pledged one million dollars to police training, education, and advocacy. Since that time, FFF has worked to build trust between law enforcement and the communities they serve and protect, by forming the Law Enforcement Steering Committee (LESC) comprised of youth, community leaders and law enforcement personnel that addresses systemic racism through education and advocacy.

Mental health awareness became a cause Prescott began championing after losing his brother, Jace, to suicide during the isolation of the Covid-19 pandemic. Prescott's promise is to make sure that Jace's life will be "a life taken to save millions." Through collaboration with NFL players Solomon Thomas and Hayden Hurst, Prescott and FFF are sponsoring programs created to teach educators to connect with students in crisis and identify the signs of depression and mental illness.

As a nominee, Prescott will wear a Walter Payton NFL Man of the Year helmet decal through the end of the season in recognition of his accomplishments on and off the field. All 32 nominees will receive up to a \$40,000 donation in their name to their charity of choice. The winner of the Walter Payton NFL Man of the Year award will receive a \$250,000 donation to the charity of his choice. All donations are courtesy of the NFL Foundation and Nationwide.



★ PLAYER HIGHLIGHTS ★

Amari Cooper - WR

Played in eight games against the Eagles, seven with Dallas and one with the Raiders, with 36 receptions for 640 yards (17.8 avg.) and four touchdowns.

Trevon Diggs - CB

Has intercepted a pass in all three games he has played against Philadelphia. His four interceptions against the Eagles are the most of any opponent in his career. Tallied a pick-six in the Week 3 win (9/27/21).

Ezekiel Elliott - RB

In nine games, carried the ball 186 times for 884 yards and four touchdowns while adding 46 catches for 343 yards and a score. Rushed for 95 yards and two touchdowns in Week 3.

CeeDee Lamb - WR

Has 10 catches for 158 yards and a touchdown in three career games against the Eagles, including the longest touchdown reception of his career - a 52-yard bomb from Andy Dalton.

Dak Prescott - QB

Completed 65.4% of his passes for 2,115 yards with 11 touchdowns against seven interceptions in nine games against Philadelphia. His 143.3 passer rating in the Week 3 win (9/27/21) was the third-highest of his career.

Leighton Vander Esch - LB

Notched 36 tackles, two for loss, and a sack in five games. In his first-ever game against the Eagles, set career-highs in both total tackles (19) and solo tackles (15). Forced a strip-sack in the 2020 Week 8 loss to Philadelphia.

★ 2021 STAT COMPARISON ★

(league ranking)

| | <u>Cowboys</u> | <u>Eagles</u> |
|------------------------------|----------------|---------------|
| Record | 11-5 | 9-7 |
| Scoring Avg. (NFL rank) | 29.9 (1) | 26.1 (12) |
| Opp. Scoring Avg. (NFL rank) | 20.8 (7) | 20.9 (8t) |
| Total Off. (NFL rank) | 402.8 (2) | 362.8 (14) |
| Rushing Off. (NFL rank) | 121.8 (10) | 160.4 (1) |
| Passing Off. (NFL rank) | 281.0 (3) | 202.4 (22) |
| Total Def. (NFL rank) | 353.3 (19) | 319.7 (7) |
| Rushing Def. (NFL rank) | 110.6 (15) | 103.9 (7) |
| Passing Def. (NFL rank) | 242.7 (24) | 215.8 (11) |
| Kickoff Return Avg. | 25.2 (4) | 17.6 (29) |
| Punt Return Avg. | 6.4 (31) | 7.5 (22) |
| Turnover Margin | +13 (3) | +1 (15t) |
| Penalties | 122 | 104 |
| Penalty Yards | 1,059 | 812 |

★ DATING GAME ★

This week's game at Philadelphia will be played on Jan. 8, the latest regular season game in franchise history. In the 61-plus years of Cowboys football, there has been one Jan. 8 game - an NFC Divisional Round win against Green Bay.

| Date | Opp/ Loc. | Dal W/L | Score |
|--------|--------------|------------|-------|
| 1/8/95 | GB | W | 35-9 |

NFC Divisional Round

★ FIRST TIME, LAST TIME ★

The first time these two clubs met, the Dallas Cowboys were entering the second game of their inaugural season. On Oct. 9, 1960, the Cowboys lost a 25-27 nail biter to the Eagles in front of 18,500 fans at the Cotton Bowl.

Dallas and Philadelphia last faced off in Week 3 on *Monday Night Football*, as the Cowboys handed the Eagles a 41-21 loss in front of 93,267 fans at AT&T Stadium. Trevon Diggs recorded his first career pick-six while Ezekiel Elliott ran for 95 yards and two touchdowns and Dalton Schultz caught six passes for two scores.

★ ALL IN THE FAMILY ★

The Dallas Cowboys broke a four-year streak of winning seasons against the NFC East after finishing 2-4 against the division in 2020. However, the Cowboys are off to a 5-0 start against the NFC East in 2021 and are the only team in the NFL that is unbeaten against their division. Dallas wraps up play against the NFC East at Philadelphia in the regular season finale.

Overall, the Cowboys hold a 217-148-4 record against NFC East rivals. Below is a look at Dallas' record against the East:

| | W | L | T | Pct. | Long Win Str. | Long Loss Str. | Cur. Str. |
|--------------------------|------------|------------|----------|-------------|------------------|-------------------|--------------|
| Washington..... | 75 | 47 | 2 | .612 | 10 | 4 | W2 |
| NY Giants..... | 71 | 47 | 2 | .592 | 12 | 6 | W2 |
| Philadelphia..... | 71 | 54 | 0 | .568 | 11 | 8 | W2 |
| Totals | 217 | 148 | 4 | .593 | - | - | W5 |

★ FAMILY MATTERS ★

The Cowboys have posted a record of 25-10 against their division foes since the start of the 2016 season, a win total that is the third-most divisional wins by any team over that span:

| Team | W | L | T | Win% | Current Streak |
|--------------------|-----------|-----------|----------|-------------|-------------------|
| Kansas City..... | 30 | 5 | 0 | .848 | W4 |
| New England..... | 26 | 9 | 0 | .743 | W3 |
| Dallas..... | 25 | 10 | 0 | .714 | W5 |
| Pittsburgh..... | 24 | 9 | 1 | .706 | W1 |
| New Orleans..... | 23 | 11 | 0 | .676 | W1 |

Since Dak Prescott took over as the starting quarterback for Dallas, he has thrown 50 touchdowns against 15 interceptions for 7,408 yards and a 98.9 passer rating against the NFC East - tied for the 10th-highest passer rating by any quarterback against his own division in that span, while recording a 24-6 record against NFC East opponents as the Cowboys quarterback.

★ SERIES HISTORY ★

Dallas and Philadelphia have squared off 125 times, with the Cowboys holding a 71-54 edge in one of the NFL's largest rivalries. Dallas lost the first three games of the series before logging win streaks of 11 games and nine games over the course of the next 18 years. There have been four playoff games - one Wild Card Game (2009), two Divisional Playoff Games (1992 and 1995) and an NFC Championship Game (1980). Dallas holds a 3-1 postseason record against the Eagles. Below is a brief look at the last 20 games of the series:

| Date | Loc. | Dal W/L | Score | Date | Loc. | Dal W/L | Score |
|----------|------|------------|-------|----------|------|------------|-------|
| 12/24/11 | Dal | L | 7-20 | 1/1/17 | Phi | L | 13-27 |
| 11/11/12 | Phi | W | 38-23 | 11/19/17 | Dal | L | 9-37 |
| 12/2/12 | Dal | W | 38-33 | 12/31/17 | Phi | W | 6-0 |
| 10/20/13 | Phi | W | 17-3 | 11/11/18 | Phi | W | 27-20 |
| 12/29/13 | Dal | L | 22-24 | 12/9/18 | Dal | W(OT) | 29-23 |
| 11/27/14 | Dal | L | 10-33 | 10/20/19 | Dal | W | 37-10 |
| 12/14/14 | Phi | W | 38-27 | 12/22/19 | Phi | L | 9-17 |
| 9/20/15 | Phi | W | 20-10 | 11/1/20 | Phi | L | 9-23 |
| 11/8/15 | Dal | L(OT) | 27-33 | 12/27/20 | Dal | W | 37-17 |
| 10/30/16 | Dal | W | 29-23 | 9/27/21 | Dal | W | 41-21 |

★ INSIDE THE SERIES HISTORY ★

The rivalry between the Dallas Cowboys and Philadelphia Eagles has been around since 1960. The two teams have faced each other twice per season as part of the NFC East since 1970.

In the 125 games of the series there have been:

- * 56 games decided by two-or-more touchdowns
- * 48 games decided by a touchdown-or-less
- * An 11-game winning streak by Dallas (1967-72)
- * A 49-point win by Dallas - biggest Cowboys win (10/9/66)
- * A 38-point loss by Dallas - biggest Cowboys loss (12/28/06)
- * Four playoff games - one Wild Card (2009), two Divisional (1992, 1995) and one NFC Championship Game (1980)
- * Three playoff wins by Dallas - the Wild Card game and both Divisional Games
- * Four overtime games - series split at 2-2
- * 12 Monday night games and 14 Sunday night games
- * A 30-30 Cowboys record when playing in Philadelphia

★ HOME IS WHERE THE TDS ARE ★

Ezekiel Elliott has not gone hungry in the home confines of AT&T Stadium since he entered the league in 2016, scoring 36 touchdowns (30 rushing, six receiving) in 44 games. His 36 touchdowns are the most by any player in his home venue since 2016:

Most Touchdowns at Home Since 2016

| Player | Gms | RushTD | RecTD | RetTD | TotTD |
|------------------------------|-----------|-----------|----------|----------|-----------|
| Ezekiel Elliott | 44 | 30 | 6 | 0 | 36 |
| Alvin Kamara | 36 | 22 | 13 | 0 | 35 |
| Davante Adams | 43 | 0 | 33 | 0 | 33 |
| Mike Evans | 44 | 0 | 31 | 0 | 31 |
| Melvin Gordon III | 42 | 29 | 2 | 0 | 31 |
| Todd Gurley II | 36 | 28 | 3 | 0 | 31 |
| Aaron Jones..... | 34 | 24 | 7 | 0 | 31 |

Overall, Dallas has scored 163 touchdowns in 48 games at home versus 112 touchdowns in 48 games on the road since 2016. Dallas' 163 home TDs rank second in the NFL over that span:

Most Overall Touchdowns at Home Since 2016

| Team | Games | TD | TD/G | Pts/G |
|---------------------|-----------|------------|-------------|-------------|
| New Orleans | 48 | 166 | 3.46 | 29.3 |
| Dallas | 48 | 163 | 3.40 | 29.0 |
| Seattle | 48 | 158 | 3.29 | 27.1 |
| New England | 49 | 158 | 3.22 | 27.6 |
| Green Bay | 48 | 152 | 3.17 | 26.1 |
| Tennessee | 49 | 150 | 3.06 | 25.4 |

★ HOME COOKING ★

Since AT&T Stadium opened in 2009, Dallas has posted a 58-45 regular season record at home. However, since 2016, the Cowboys have utilized their home field advantage, going 31-16 at AT&T Stadium, which is tied for eighth. Dallas finished 4-4 in 2020 and is 5-2 at home in 2021.

NFL Team Home Wins Since 2016

| Team | Games | W | L | T | Win % |
|-------------------------|-----------|-----------|-----------|----------|-------------|
| Green Bay | 48 | 37 | 10 | 1 | .781 |
| Kansas City | 49 | 37 | 12 | 0 | .755 |
| New England | 49 | 35 | 14 | 0 | .714 |
| Baltimore | 48 | 34 | 14 | 0 | .708 |
| Pittsburgh | 48 | 34 | 13 | 1 | .719 |
| Tennessee | 49 | 33 | 16 | 0 | .673 |
| New Orleans | 48 | 32 | 16 | 0 | .667 |
| Dallas | 48 | 31 | 17 | 0 | .646 |
| Seattle | 48 | 31 | 17 | 0 | .646 |
| Buffalo/Minnesota | 30 | -- | -- | -- | -- |

★ TOP PERFORMANCES ★

Below are the top individual performances in several offensive categories at AT&T Stadium since it opened in 2009.

Cowboys

Opponents

| | | |
|------------------------------|-----------------|-----------------------|
| Passing Yards | T. Romo (506) | E. Manning, NYG (450) |
| Passing TDs | T. Romo (5) | M. Flynn, GB (4) |
| Rushing Yards | D. Murray (253) | B. Brown, Phi (169) |
| Rushing TDs | D. Murray, (3) | A. Jones, GB (4) |
| | D. Prescott (3) | |
| | J. Randle (3) | |
| Receiving Yards | A. Cooper (226) | D. Jackson, Phi (210) |
| Receiving TDs | A. Cooper (3) | V. Cruz, NYG (3) |
| | M. Gallup (3) | |

★ AT&T STADIUM RECORD... ★

In 2018 the Dallas Cowboys reached a milestone with their 10th season in what is now AT&T Stadium. The Cowboys finished that regular season 7-1 record at home - tied with the 2016 team for the most wins and best record in a single season all-time at AT&T Stadium. In 2021 the building hosted its 100th regular season game in a contest against Denver (11/7). The Cowboys finished 5-3 in 2021.

Dallas' first game at the venue was on Sept. 20, 2009 - a 31-33 loss to the N.Y. Giants. The club's first win came a week later with a 21-7 decision over Carolina. Overall, Dallas owns a 58-46 regular season record - 3-1 postseason - and a 61-47 overall mark at home in AT&T Stadium. Below is a breakdown of the club's record on their home turf:

| | |
|----------------------|-------|
| Regular season | 58-46 |
| Postseason | 3-1 |
| Overall | 61-47 |

Regular Post

| | | |
|-----------------------------|-------|-----|
| September | 15-5 | |
| October | 12-14 | |
| November | 16-16 | |
| December | 13-9 | |
| January | 2-2 | 3-1 |
| Playing at noon | 19-10 | |
| Playing at 3:30 | 21-23 | 1-1 |
| Playing in prime time | 18-13 | 2-0 |
| Thursday | 6-8 | |
| Saturday | 0-2 | 2-0 |
| Sunday | 48-31 | 1-1 |
| Monday | 4-5 | |

| | | |
|-------------------------------|-------|-----|
| Fully closed stadium | 35-27 | 3-1 |
| Fully open stadium | 11-11 | |
| Roof open, doors closed | 2-5 | |
| Roof closed, doors open | 10-3 | |

| | | |
|--|-------|-----|
| Playing against the NFC East | 24-15 | 1-0 |
| Playing against the NFC (non-NFC East) | 21-18 | 2-1 |
| Playing against the AFC | 13-13 | |

Team-by-team

| Team | W | L | Pct | Team | W | L | Pct |
|--------------------|---|---|-------|---------------------|---|---|-------|
| Arizona | 0 | 3 | .000 | Minnesota | 1 | 1 | .500 |
| Atlanta | 3 | 1 | .750 | New England | 0 | 1 | .000 |
| Baltimore | 1 | 0 | 1.000 | New Orleans | 2 | 2 | .500 |
| Buffalo | 1 | 1 | .500 | N.Y. Giants | 8 | 5 | .615 |
| Carolina | 2 | 1 | .667 | N.Y. Jets | 0 | 1 | .000 |
| Chicago | 1 | 2 | .333 | Philadelphia | 7 | 6 | .538 |
| Cincinnati | 1 | 0 | 1.000 | Pittsburgh | 1 | 1 | .500 |
| Cleveland | 1 | 1 | .500 | San Francisco | 1 | 1 | .500 |
| Denver | 0 | 2 | .000 | Seattle | 2 | 2 | .500 |
| Detroit | 3 | 1 | .750 | Tampa Bay | 3 | 0 | 1.000 |
| Green Bay | 0 | 3 | .000 | Tennessee | 0 | 2 | .000 |
| Houston | 1 | 0 | 1.000 | Washington | 9 | 4 | .692 |
| Indianapolis | 1 | 0 | 1.000 | | | | |
| Jacksonville | 1 | 1 | .500 | | | | |
| Kansas City | 1 | 0 | 1.000 | | | | |
| LA Chargers | 0 | 2 | .000 | | | | |
| LA Rams | 3 | 1 | .750 | | | | |
| Las Vegas | 2 | 1 | .667 | | | | |
| Miami | 2 | 0 | 1.000 | | | | |

Postseason

| | | | |
|--------------------|---|---|-------|
| Detroit | 1 | 0 | 1.000 |
| Green Bay | 0 | 1 | .000 |
| Philadelphia | 1 | 0 | 1.000 |
| Seattle | 1 | 0 | 1.000 |

The Cowboys 7-1 home mark in 2018 tied the 2016 team for the best home record by a Cowboys team since the stadium opened in 2009:

Most Single Season Wins at AT&T Stadium – Dallas Cowboys


| Season | Wins | Consec. Wins | Home Record |
|-------------------|----------|--------------|-------------|
| 2016 | 7 | 7 | 7-1 |
| 2018 | 7 | 4 | 7-1 |
| 2009 | 6 | 5 | 6-2 |
| 2011 | 5 | 4 | 5-3 |
| 2013/19 | 5 | -- | -- |
| 2021 | 5 | 3 | 5-3 |

390.1 27.3 4.65

Dallas' offense has averaged 390.1 yards-per-game at AT&T Stadium - third-most at home since 2009.

The Cowboys have scored 27.3 points-per-game at home since moving into AT&T Stadium - fourth in the NFL.

Dallas has averaged 4.65 yards-per-rush at home since 2009, second in the NFL behind Buffalo (4.65).



★ THE DALLAS COWBOYS - A CHAMPIONSHIP TRADITION ★

SUPER BOWL CHAMPIONSHIPS

| | |
|-----------------------------|----------|
| New England Patriots | 6 |
| Pittsburgh Steelers | 6 |
| DALLAS COWBOYS | 5 |
| San Francisco 49ers | 5 |
| Green Bay Packers | 4 |
| New York Giants | 4 |
| Denver Broncos | 3 |
| Oakland Raiders | 3 |
| Washington Redskins | 3 |

SUPER BOWL APPEARANCES

| | |
|-----------------------------|----------|
| New England Patriots | 11 |
| DALLAS COWBOYS | 8 |
| Pittsburgh Steelers | 8 |
| Denver Broncos | 8 |
| San Francisco 49ers | 7 |
| Green Bay Packers | 5 |
| Miami Dolphins | 5 |
| New York Giants | 5 |
| Oakland Raiders | 5 |
| Washington Redskins | 5 |

POSTSEASON VICTORIES

| | |
|----------------------------|-----------|
| New England Patriots | 37 |
| Pittsburgh Steelers | 36 |
| Green Bay Packers | 36 |
| DALLAS COWBOYS ... | 35 |
| San Francisco 49ers | 32 |
| Oakland Raiders | 25 |
| New York Giants | 24 |

POSTSEASON APPEARANCES

| | |
|----------------------------|-----------|
| Green Bay Packers | 34 |
| DALLAS COWBOYS ... | 34 |
| New York Giants | 32 |
| Pittsburgh Steelers | 32 |
| Minnesota Vikings | 31 |
| Cle./StL/LA Rams | 30 |
| Indianapolis Colts | 29 |
| New England Patriots | 28 |
| Philadelphia Eagles | 27 |
| San Francisco 49ers | 27 |
| Chicago Bears | 27 |

POSTSEASON GAMES

| | |
|----------------------------|-----------|
| DALLAS COWBOYS ... | 63 |
| Pittsburgh Steelers | 62 |
| Green Bay Packers | 59 |
| New England Patriots | 58 |
| San Francisco 49ers | 51 |
| Minnesota Vikings | 50 |
| New York Giants | 49 |

CONSEC. POSTSEASON APPEARANCES

| | |
|-------------------------------------|----------|
| New England Patriots (2009-19) ... | 11 |
| DALLAS COWBOYS (1975-83) ... | 9 |
| Indianapolis Colts (2002-10) | 9 |
| DALLAS COWBOYS (1966-73) ... | 8 |
| Pittsburgh Steelers (1972-79) | 8 |
| Los Angeles Rams (1973-80) | 8 |
| San Francisco 49ers (1983-90) | 8 |

CONSECUTIVE WINNING SEASONS

| | |
|-------------------------------------|-----------|
| DALLAS COWBOYS (1966-85) ... | 20 |
| New England Patriots (2001-19) ... | 19 |
| Oakland Raiders (1965-80) | 16 |
| San Francisco 49ers (1983-98) ... | 16 |
| Chicago Bears (1930-44) | 15 |
| Green Bay Packers (1934-47) ... | 14 |

ALL-TIME REGULAR SEASON WINNING %

| | |
|-----------------------------|--------------|
| Green Bay Packers | 0.574 |
| DALLAS COWBOYS | 0.571 |
| New England Patriots | 0.563 |
| Chicago Bears | 0.562 |
| Baltimore Ravens | 0.561 |
| Miami Dolphins | 0.552 |
| Minnesota Vikings | 0.544 |

| 44 SEASONS OF 500-OR-BETTER | 34 POSTSEASON APPEARANCES | 25 DIVISION TITLES | 16 NFL/NFC CHAMPIONSHIP GAME FINALIST | 8 NFC CHAMPIONSHIPS | 5 SUPER BOWL CHAMPIONSHIPS |
|-----------------------------------|---------------------------------|--------------------------|--|---------------------------|----------------------------------|
| 1965 1982 2009 | 1966 1991 | 1966 1992 | 1966 1975 1992 | 1970 1992 | 1971 1992 |
| 1966 1983 2011 | 1967 1992 | 1967 1993 | 1967 1977 1993 | 1971 1993 | 1977 1993 |
| 1967 1984 2012 | 1968 1993 | 1968 1994 | 1970 1978 1994 | 1975 1995 | 1995 |
| 1968 1985 2013 | 1969 1994 | 1969 1995 | 1971 1980 1995 | 1977 | |
| 1969 1991 2014 | 1970 1995 | 1970 1996 | 1972 1981 | 1978 | |
| 1970 1992 2016 | 1971 1996 | 1971 1998 | 1973 1982 | | |
| 1971 1993 2017 | 1972 1998 | 1973 2007 | | | |
| 1972 1994 2018 | 1973 1999 | 1976 2009 | | | |
| 1973 1995 2019 | 1975 2003 | 1977 2014 | | | |
| 1974 1996 2021 | 1976 2006 | 1978 2016 | | | |
| 1975 1998 | 1977 2007 | 1979 2018 | | | |
| 1976 1999 | 1978 2009 | 1981 2021 | | | |
| 1977 2003 | 1979 2014 | 1985 | | | |
| 1978 2005 | 1980 2016 | | | | |
| 1979 2006 | 1981 2018 | | | | |
| 1980 2007 | 1982 2021 | | | | |
| 1981 2008 | 1983 | | | | |
| | 1985 | | | | |



★ PRO BOWL COWBOYS ★

Since 2010 Dallas has selected 15 players that have gone on to make at least one Pro Bowl - tied for the most in the NFL over that span (Kansas City, 15; Minnesota, 14; Baltimore, 14). Since 1989 Dallas has sent 56 different players to the Pro Bowl, and of those, Dallas drafted 39. Additionally, Cowboys draft picks have been selected to 83 Pro Bowls since 2002 (27 different players), which is 13 more than any other team over that span (Kansas City, 70):

COWBOYS PRO BOWL DRAFT PICKS SINCE 2002 (BY YEAR DRAFTED)

2002: Roy Williams (5)
 2002: Andre Gurode (5)
 2003: Terence Newman (2)
 2003: Jason Witten (11)
 2005: DeMarcus Ware (9 - 7 with Dallas)
 2005: Marion Barber (1)
 2005: Jay Ratliff (4)
 2006: Jason Hatcher (1)
 2007: Anthony Spencer (1)
 2007: Nick Folk (1)
 2008: Mike Jenkins (1)
 2008: Martellus Bennett (1 - with Chicago)
 2010: Sean Lee (2)
 2010: Dez Bryant (3)



2011: Tyron Smith (8)
 2011: DeMarco Murray (3 - 2 with Dallas)
 2011: Dwayne Harris (1 - with N.Y. Giants)
 2013: Travis Frederick (5)
 2014: Zack Martin (67)
 2014: DeMarcus Lawrence (2)
 2015: Byron Jones (1)
 2016: Dak Prescott (2)
 2016: Ezekiel Elliott (3)
 2016: Jaylon Smith (1)
 2018: Leighton Vander Esch (1)
 2020: Trevon Diggs (1)
 2021: Micah Parsons (1)



21

Since the start of 2016, Dak Prescott is responsible for 21 total touchdowns (18 passing, three rushing) when the game is within seven points in the fourth quarter or overtime, 10th in the NFL over that span.

★ CENTURY MARK ★

Dak Prescott reached the century mark with 100 career passing touchdowns against the Seahawks (9/27/20), just three games into the fifth season of his career.

Prescott is the 25th quarterback in NFL history to reach 100 touchdowns through the air in the first five seasons of a career, and in that select group, he ranks 19th in pass touchdown percentage (4.62%), second in interception percentage (1.7%), fourth in passer rating (97.3) and fourth in touchdown/interception ratio (2.65):

Touchdown/INT Ratio - QBs with 100 TD in First Five Years

| Player | Seasons | PassTD | INT | TD/INT |
|---------------------------|----------------|------------|-----------|-------------|
| Patrick Mahomes..... | 2017-21 | 149 | 37 | 4.03 |
| Deshawn Watson..... | 2017-20 | 104 | 36 | 2.88 |
| Russell Wilson..... | 2012-16 | 127 | 45 | 2.82 |
| Dak Prescott | 2016-20 | 106 | 40 | 2.65 |
| Derek Carr..... | 2014-18 | 122 | 54 | 2.26 |
| Matt Ryan..... | 2008-12 | 127 | 60 | 2.12 |
| Dan Marino..... | 1983-87 | 168 | 80 | 2.10 |

Prescott's touchdown prowess isn't limited to his aerial exploits, running over opposing defenses to the tune of 25 career rushing touchdowns - the most by a quarterback in Cowboys history. By reaching 100 passing touchdowns, he is one-of-three players in NFL history to record 100 touchdowns through the air and 20 touchdowns on the ground in the first five seasons of a career:

100 TD Throws with 20 Rush TDs - First Five Seasons

| Player | Seasons | PassTD | RushTD | Tot TD |
|---------------------------|----------------|------------|-----------|------------|
| Cam Newton..... | 2011-15 | 117 | 43 | 160 |
| Jeff Garcia..... | 1999-03 | 113 | 21 | 134 |
| Dak Prescott | 2016-20 | 106 | 24 | 130 |

Prescott hit the century mark in just 67 career starts, becoming the third-fastest quarterback in Cowboys history to reach 100 passing touchdowns:

Fastest Cowboys to 100 Passing Touchdowns

| Player | Starts | Attempts | Yards | Pass TD |
|---------------------------|-----------|--------------|---------------|------------|
| Tony Romo..... | 53 | 1,758 | 14,186 | 101 |
| Danny White..... | 62 | 1,777 | 13,622 | 103 |
| Dak Prescott | 67 | 2,214 | 16,966 | 102 |

★ RAYNEING TOUCHDOWNS... ★

Rayne Dakota Prescott is responsible for 164 combined rushing, passing and receiving touchdowns through his first 84 NFL games, which ranks sixth in NFL history at the quarterback position:

Combined Touchdowns in a QBs First 84 Career Games

| Player | TDs | Player | TDs |
|--------------------------|------------|----------------------|-----|
| Dan Marino..... | 192 | Brett Favre..... | 160 |
| Aaron Rodgers..... | 185 | Patrick Mahomes..... | 157 |
| Andrew Luck..... | 180 | Johnny Unitas..... | 157 |
| Cam Newton..... | 171 | Peyton Manning..... | 156 |
| Daunte Culpepper..... | 166 | Matt Stafford..... | 154 |
| Dak Prescott..... | 164 | Len Dawson..... | 153 |

★ FOURTH QUARTER WINS ★

Since taking over as the Dallas Cowboys starting quarterback in 2016, Dak Prescott has engineered his share of fourth quarter wins for the club. Included in his 51 regular season wins as a starter are 17 occasions in which he led the team to victory when the club was tied or trailing in the fourth quarter or overtime. Prescott's 17 wins are the second-most by a Dallas signal caller:

4th Quarter/OT Wins - Cowboys

| Quarterback | Wins | Quarterback | Wins |
|--------------------------|-----------|---------------------|------|
| Tony Romo..... | 24 | Roger Staubach..... | 13 |
| Dak Prescott..... | 17 | Danny White..... | 11 |
| Troy Aikman..... | 15 | | |

Below is a look at each of Prescott's 17 games in which the game was tied or the team trailed in the fourth quarter to pull out the win and his 4th quarter/OT stats:

| Date | Opp | Score | Time | Left | Att | Com | Yds | TD | Int | Final Score |
|-----------------|-------------|--------------|-------------|----------|----------|-----------|----------|----------|----------|--------------|
| 9/18/16 | @Was | 20-23 | 15:00 | 7 | 6 | 66 | 0 | 0 | 0 | 27-23 |
| 10/30/16 | PHI* | 13-23 | 7:48 | 20 | 11 | 135 | 2 | 0 | 0 | 29-23 |
| 11/13/16 | @Pit | 29-30 | 0:42 | 11 | 10 | 83 | 0 | 0 | 0 | 35-30 |
| 12/1/16 | @Min | 7-9 | 14:11 | 4 | 2 | 26 | 1 | 0 | 0 | 17-15 |
| 12/18/16 | TB | 17-20 | 15:00 | 6 | 6 | 41 | 0 | 0 | 0 | 26-20 |
| 9/25/17 | @Ari | 14-14 | 14:45 | 3 | 3 | 94 | 1 | 0 | 0 | 28-17 |
| 12/10/17 | @NYG | 10-10 | 9:29 | 6 | 4 | 158 | 2 | 0 | 0 | 30-10 |
| 12/17/17 | @Oak | 17-17 | 6:30 | 6 | 5 | 82 | 0 | 0 | 0 | 20-17 |
| 12/31/17 | @Phi | 0-0 | 12:19 | 9 | 6 | 75 | 1 | 0 | 0 | 6-0 |
| 9/30/18 | DET | 23-24 | 2:17 | 11 | 7 | 99 | 0 | 0 | 0 | 26-24 |
| 11/11/18 | @Phi | 20-20 | 7:27 | 8 | 7 | 88 | 1 | 0 | 0 | 27-20 |
| 11/18/18 | @Atl | 19-19 | 1:52 | 6 | 4 | 45 | 0 | 0 | 0 | 22-19 |
| 12/9/18 | PHI* | 23-23 | 1:39 | 12 | 11 | 94 | 1 | 0 | 0 | 29-23 |
| 12/30/18 | @NYG | 28-32 | 3:21 | 10 | 5 | 78 | 1 | 0 | 0 | 36-35 |
| 9/20/20 | Atl | 24-36 | 15:00 | 21 | 13 | 182 | 1 | 0 | 0 | 40-39 |
| 9/19/21 | @LAC | 17-17 | 3:54 | 8 | 7 | 47 | 0 | 0 | 0 | 20-17 |
| 10/17/21 | @NE* | 29-29 | 7:53 | 5 | 5 | 71 | 1 | 0 | 0 | 35-29 |

*italics indicate overtime and are reflected in the stats totals

Amongst all NFL quarterbacks, Prescott is tied for the sixth-most game-winning drives from 2016-21:

Game-Winning Drives - NFL (2016-21)

| Player | Drives | Player | Drives |
|-------------------------|--------|---------------------------|-----------|
| Derek Carr..... | 24 | Drew Brees..... | 18 |
| Matthew Stafford..... | 22 | Dak Prescott | 17 |
| Ben Roethlisberger..... | 19 | Russell Wilson..... | 17 |
| Ryan Tannehill..... | 19 | Kirk Cousins..... | 15 |

*Game Winning Drive = Fourth quarter drive that puts team ahead for the final time

*4th Quarter Comeback = Offense overcomes a deficit to win the game

Since 2016, Prescott is responsible for 21 total touchdowns (18 passing, three rushing) when the game is within seven points in the fourth quarter or overtime, tied for 10th in the NFL over that span:

4th Qtr & OT TDs, +/- 7 Points - NFL, 2016-21

| Player | Total TDs | Player | Total TDs |
|-------------------------|-----------|--------------------------|-----------|
| Russell Wilson..... | 30 | Matt Stafford..... | 23 |
| Derek Carr..... | 28 | Kirk Cousins..... | 22 |
| Matt Ryan..... | 27 | Ryan Tannehill..... | 22 |
| Aaron Rodgers..... | 26 | Tom Brady..... | 21 |
| Ben Roethlisberger..... | 24 | Dak Prescott..... | 21 |
| Drew Brees..... | 23 | Mahomes/Wentz..... | 18 |

Additionally, Prescott is **20-for-21** on pass attempts in overtime in his career, which at 95.2% is the highest completion percentage in overtime of any quarterback since 1991 (min. 10 pass attempts).

★ DAK'S RECORD WHEN... ★

Since taking over as Dallas' starting quarterback in 2016, Dak Prescott has compiled a 52-32 regular season record in 84 career starts, and he is 1-2 in the postseason. Below is a look at Prescott's record under several different circumstances:

| | Regular | Post |
|---|---------|------|
| Playing at home: | 29-14 | 1-1 |
| Playing on the road: | 23-18 | 0-1 |
| Playing indoors: | 26-13 | 1-1 |
| Playing outdoors: | 26-19 | 0-1 |
| Playing against the NFC East: | 24-6 | |
| Playing against the NFC (non-NFC East): .. | 18-14 | 1-2 |
| Playing against the AFC: | 10-12 | |
| Playing on Thursday: | 6-5 | |
| Playing on Sunday: | 41-26 | 1-2 |
| Playing on Sunday night: | 9-6 | |
| Playing on Monday night: | 4-1 | |
| Playing on artificial turf: | 39-24 | 1-1 |
| Playing on natural grass: | 13-8 | 0-1 |
| Offense totals over 400 yards: | 32-10 | 0-1 |
| Throws for over 300 yards: | 12-8 | 0-1 |
| Throws for 200-299 yards: | 32-15 | 1-1 |
| Attempts more than 30 passes | 28-28 | 1-2 |
| Throws only one touchdown: | 15-6 | 1-1 |
| Throws more than one touchdown: | 30-13 | 0-1 |
| Completes 65.0%-or-more of his passes:..... | 36-12 | 1-2 |
| Averages more than 7.0 yards-per-attempt..... | 41-10 | 0-2 |
| Has more than one Big Play (25+) passing..... | 29-11 | 1-1 |
| Throws no interceptions: | 38-11 | 0-1 |
| Throws one interception: | 11-11 | 1-1 |
| Throws more than one interception: | 3-10 | |
| Records at least 100.0 passer rating: | 37-6 | 0-1 |
| Commits no turnovers..... | 31-7 | 0-1 |
| Against teams with winning record: | 15-17 | 1-2 |
| Against teams with .500 record: | 12-8 | |
| Against teams with losing record: | 25-6 | |
| Has at least one rush attempt..... | 49-26 | 1-2 |
| Has five-or-more rush attempts | 19-6 | 1-0 |
| Sacked one time-or-less: | 27-10 | 1-1 |
| Sacked more than once: | 25-22 | 0-1 |
| September: | 12-8 | |
| October: | 12-7 | |
| November: | 13-10 | |
| December: | 15-5 | |
| January: | 0-2 | 1-2 |

| Team-by-team | | | | | | | |
|--------------------|---|---|-------|--------------------|---|---|-------|
| Team | W | L | Pct | Team | W | L | Pct |
| Arizona | 1 | 1 | .500 | Miami | 1 | 0 | 1.000 |
| Atlanta | 3 | 1 | .750 | Minnesota | 1 | 1 | .500 |
| Baltimore | 1 | 0 | 1.000 | New England ... | 1 | 1 | .500 |
| Buffalo | 0 | 1 | .000 | New Orleans...2 | 1 | | .667 |
| Carolina | 1 | 1 | .500 | N.Y. Giants.....9 | 2 | | .818 |
| Chicago | 1 | 1 | .500 | N.Y. Jets | 0 | 1 | .000 |
| Cincinnati.....1 | 0 | 1 | 1.000 | Philadelphia.....6 | 3 | | .667 |
| Cleveland.....1 | 1 | 1 | .500 | Pittsburgh | 1 | 0 | 1.000 |
| Denver | 0 | 2 | .000 | San Francisco...2 | 0 | 1 | 1.000 |
| Detroit.....3 | 0 | 2 | 1.000 | Seattle.....0 | 3 | | .000 |
| Green Bay | 1 | 2 | .333 | Tampa Bay.....2 | 1 | | .667 |
| Houston | 0 | 1 | .000 | Tennessee | 0 | 1 | .000 |
| Indianapolis | 0 | 1 | .000 | Washington.....9 | 1 | | .900 |
| Jacksonville | 1 | 0 | 1.000 | | | | |
| Kansas City | 1 | 1 | .500 | | | | |
| LA Chargers.....1 | 1 | 1 | .500 | | | | |
| LA Rams | 1 | 2 | .333 | | | | |
| Las Vegas.....1 | 1 | 1 | .500 | | | | |

Postseason

| | | | |
|-----------------|---|---|-------|
| Green Bay..... | 0 | 1 | .000 |
| L.A. Rams | 0 | 1 | .000 |
| Seattle..... | 1 | 0 | 1.000 |

★ DAK TO THE FUTURE ★

Now in his sixth pro season, Dak Prescott ranks third in completions (1,903), fifth in passing yards (21,788), attempts (2,862) and wins (52) and passing touchdowns (138) and third in yards-per-attempt (7.61) in regular season team history:

Dallas Cowboys All-Time QB Chart

WINS AS STARTER

| | |
|---------------------------|-----------|
| Troy Aikman | 94 |
| Roger Staubach | 85 |
| Tony Romo | 78 |
| Danny White..... | 62 |
| Dak Prescott | 52 |

PASSING YARDS

| | |
|--------------------------|---------------|
| Tony Romo | 34,183 |
| Troy Aikman..... | 32,942 |
| Roger Staubach..... | 22,700 |
| Danny White..... | 21,959 |
| Dak Prescott..... | 21,788 |

ATTEMPTS

| | |
|---------------------------|--------------|
| Troy Aikman | 4,715 |
| Tony Romo | 4,335 |
| Roger Staubach | 2,958 |
| Danny White..... | 2,950 |
| Dak Prescott | 2,862 |

PASSING TOUCHDOWNS

| | |
|--------------------------|------------|
| Tony Romo | 247 |
| Troy Aikman..... | 165 |
| Danny White..... | 155 |
| Roger Staubach..... | 153 |
| Dak Prescott..... | 138 |

COMPLETIONS

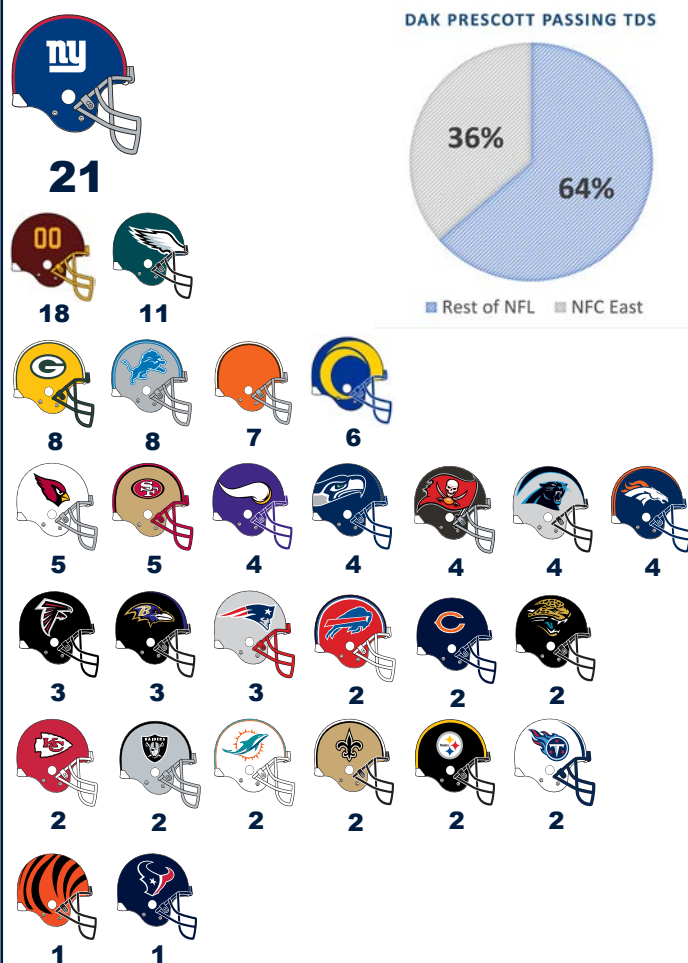
| | |
|---------------------------|--------------|
| Troy Aikman | 2,898 |
| Tony Romo | 2,829 |
| Dak Prescott | 1,903 |
| Danny White..... | 1,761 |
| Roger Staubach | 1,685 |

YARDS-PER-ATTEMPT

| | |
|---------------------------|-------------|
| Tony Romo | 7.89 |
| Roger Staubach | 7.67 |
| Dak Prescott | 7.61 |
| Don Meredith..... | 7.45 |
| Danny White..... | 7.44 |

★ PRESCOTT TDs BY TEAM ★

Dak Prescott has thrown a touchdown pass against 28 of the other 31 NFL teams in the regular season. Below is a team-by-team breakdown of his touchdowns through the air:



★ PRESCOTT TARGETS ★

In his sixth pro season, Dak Prescott has completed 1,903-of-2,862 passes for 21,788 yards with 138 touchdowns. Below is a breakdown of Prescott's targets by position and player:

| Position Breakdown | | | | | |
|--------------------|--------|----|-----------|-----|----|
| Comp. | Yds | TD | Comp. | Yds | TD |
| WR.....1,107 | 14,561 | 93 | FB.....11 | 63 | 0 |
| TE.....421 | 4,249 | 31 | OL.....1 | 1 | 1 |
| RB.....363 | 2,914 | 13 | | | |

| Player Breakdown by Completions | | | | | | | |
|---------------------------------|-----|-------|----|------------------|-----|-----|----|
| Player | Com | Yds | TD | Player | Com | Yds | TD |
| E. Elliott..... | 255 | 2,053 | 11 | D. Thompson.... | 14 | 124 | 0 |
| A. Cooper..... | 224 | 2,979 | 22 | L. Dunbar..... | 13 | 103 | 0 |
| J. Witten..... | 194 | 1,752 | 11 | M. Turner..... | 10 | 79 | 2 |
| C. Beasley..... | 174 | 1,774 | 12 | A. Morris..... | 9 | 53 | 0 |
| M. Gallup..... | 148 | 2,342 | 11 | K. Smith..... | 8 | 46 | 0 |
| D. Bryant..... | 119 | 1,634 | 14 | B. Bell..... | 5 | 71 | 0 |
| D. Schultz..... | 105 | 1,123 | 8 | D. Smith..... | 5 | 113 | 1 |
| C. Lamb..... | 98 | 1,357 | 8 | R. Switzer..... | 5 | 39 | 0 |
| T. Williams..... | 97 | 1,162 | 3 | J. Hanna..... | 4 | 88 | 1 |
| B. Jarwin..... | 69 | 774 | 8 | R. Gathers..... | 3 | 45 | 0 |
| R. Cobb..... | 55 | 828 | 3 | G. Escobar..... | 3 | 23 | 1 |
| T. Pollard..... | 55 | 435 | 1 | S. McKeon..... | 3 | 24 | 1 |
| C. Wilson..... | 54 | 608 | 5 | L. Whitehead.... | 2 | 40 | 0 |
| G. Swaim..... | 33 | 328 | 1 | J. Olawale..... | 2 | 13 | 0 |
| N. Brown..... | 30 | 322 | 0 | D. McFadden.... | 2 | 6 | 0 |
| B. Butler..... | 30 | 533 | 6 | J. Sprinkle..... | 2 | 21 | 0 |
| R. Smith..... | 29 | 266 | 1 | V. Bryant..... | 1 | 15 | 1 |
| T. Austin..... | 21 | 317 | 3 | C. Clement..... | 1 | 2 | 0 |
| A. Hurns..... | 20 | 295 | 2 | T. Steele..... | 1 | 1 | 1 |

Prescott has thrown 138 touchdown passes - fifth all-time in team history. Below is his individual touchdown totals:

| Player | TDs | Player | TDs |
|----------------------|-----|------------------------|-----|
| Amari Cooper..... | 22 | Terrance Williams..... | 3 |
| Dez Bryant..... | 14 | Allen Hurns..... | 2 |
| Cole Beasley..... | 12 | Malik Turner..... | 2 |
| Jason Witten..... | 11 | Gavin Escobar..... | 1 |
| Ezekiel Elliott..... | 11 | James Hanna..... | 1 |
| Michael Gallup..... | 11 | Rod Smith..... | 1 |
| Blake Jarwin..... | 8 | Geoff Swaim..... | 1 |
| CeeDee Lamb..... | 8 | Devin Smith..... | 1 |
| Dalton Schultz..... | 8 | Tony Pollard..... | 1 |
| Brice Butler..... | 6 | Ventell Bryant..... | 1 |
| Cedrick Wilson..... | 5 | Sean McKeon..... | 1 |
| Tavon Austin..... | 3 | Terence Steele..... | 1 |
| Randall Cobb..... | 3 | | |

**italics indicate current players*

★ TOUCHDOWN BREAKDOWN ★

Dak Prescott has thrown 138 touchdown passes. Below is a look at Prescott's touchdown totals by quarter, down and distance:

| Quarter | Down | Distance |
|--------------------|-------------------|----------------------|
| 1st Quarter ... 25 | 1st Down 41 | 0-9 Yards 47 |
| 2nd Quarter ... 46 | 2nd Down 57 | 10-19 Yards 34 |
| 3rd Quarter ... 26 | 3rd Down 37 | 20-29 Yards 26 |
| 4th Quarter ... 38 | 4th Down 3 | 30-39 Yards 9 |
| OT 3 | | 40-49 Yards 11 |
| | | 50+ Yards 11 |

★ FOUR STAR RATING ★

Dak Prescott reached 1,500 pass attempts in the first week of 2019, qualifying him for the all-time NFL passing record books. Prescott ranks eighth in NFL annals in QB Rating, edging out Tony Romo as the highest-rated passer in Cowboys history:

All-Time NFL Quarterback Rating

| Player | Att | Cmp | Pct | Yds | TD | Int | Ratio | Rate |
|--------------------------|--------------|--------------|-------------|---------------|------------|-----------|-------------|-------------|
| Patrick Mahomes..... | 2,301 | 1,523 | 66.2 | 18,721 | 149 | 37 | 4.03 | 106.0 |
| Deshawn Watson..... | 1,748 | 1,186 | 67.8 | 14,539 | 104 | 36 | 2.89 | 104.5 |
| Aaron Rodgers..... | 7,100 | 4,637 | 65.3 | 55,222 | 447 | 93 | 4.81 | 104.4 |
| Russell Wilson..... | 4,709 | 3,064 | 65.1 | 36,821 | 289 | 86 | 3.36 | 101.7 |
| Drew Brees..... | 10,551 | 7,142 | 67.7 | 80,358 | 571 | 243 | 2.35 | 98.7 |
| Kirk Cousins..... | 4,201 | 2,811 | 66.9 | 32,343 | 220 | 91 | 2.42 | 98.4 |
| Dak Prescott..... | 2,862 | 1,903 | 66.5 | 21,788 | 138 | 50 | 2.76 | 98.0 |
| Tom Brady..... | 11,280 | 7,234 | 64.1 | 84,194 | 621 | 203 | 3.06 | 97.5 |
| Tony Romo..... | 4,335 | 2,289 | 65.3 | 34,183 | 248 | 117 | 2.12 | 97.1 |
| Steve Young..... | 4,149 | 2,667 | 64.3 | 33,124 | 232 | 107 | 2.17 | 96.8 |

★ QB RATINGS AT 100.0 ★

Dak Prescott established the most games with a 100.0 passer rating by a quarterback in a season in team history with 11 in 2016:

Single-Season 100.0 QB Rating Games

| Player | Games | Season |
|----------------------------|-----------|-------------|
| Dak Prescott* | 11 | 2016 |
| Tony Romo..... | 10 | 2007 |
| Tony Romo..... | 10 | 2014 |

**denotes rookie*

Prescott has nine games with a 100.0 rating in 2021, and his 43 games with at least a 100.0 rating rank third in team history:

Career 100.0 QB Rating Games

| Player | Games | Player | Games |
|--------------------------|-----------|---------------------|-------|
| Tony Romo..... | 67 | Roger Staubach..... | 37 |
| Troy Aikman..... | 44 | Danny White..... | 33 |
| Dak Prescott..... | 43 | Craig Morton..... | 24 |

Prescott's 43 games with at least a 100.0 rating from 2016-21 trail only Russell Wilson (2012-17) for the most games by a quarterback in his first six seasons in NFL history:

100.0 QB Rating Games - First Six Seasons

| Player | Games | Seasons |
|--------------------------|-----------|-----------------|
| Russell Wilson..... | 46 | 2012-17 |
| Dak Prescott..... | 43 | 2016-21* |
| Patrick Mahomes..... | 37 | 2018-21* |
| Ben Roethlisberger..... | 37 | 2004-09 |
| Andy Dalton..... | 36 | 2011-16 |
| Matt Ryan..... | 36 | 2008-13 |

**Has not completed sixth NFL season*

He continues to add to his resume, and through his first 84 starts, Prescott sits at 43 games with a 100.0 rating, tied for second through 84 starts in NFL history:

| Player | GS | 100.0 Rtg Games | W/L | Win% |
|--------------------------|-----------|-----------------|-------------|-------------|
| Aaron Rodgers..... | 84 | 50 | 41-9 | .820 |
| Dak Prescott..... | 84 | 43 | 37-6 | .860 |
| Tony Romo..... | 83 | 43 | 34-9 | .791 |
| Kirk Cousins..... | 84 | 41 | 30-10-1 | .744 |
| Philip Rivers..... | 84 | 41 | 33-8 | .805 |
| Russell Wilson..... | 84 | 40 | 35-5 | .875 |

Prescott tied the second-most 100.0 rating games in 2019, tallying eight, and after two in his shortened 2020 season, he has nine in 2021. Since 2016, Prescott has recorded 27 games with a 100.0 passer rating at AT&T Stadium - the most by any quarterback in his home venue during that span:

| Player | 100.0 Rtg Games | W/L | Win% |
|--------------------------|-----------------|-------------|-------------|
| Dak Prescott..... | 27 | 22-5 | .815 |
| Drew Brees..... | 26 | 21-5 | .808 |
| Russell Wilson..... | 26 | 20-6 | .769 |
| Aaron Rodgers..... | 25 | 24-1 | .960 |
| Tom Brady..... | 24 | 23-1 | .958 |

Prescott has recorded a passer rating of 100.0-or-better in nine-of-15 games played in 2021, which is tied with two others for the second-most 100.0-rating games in the league:

2021 Games with 100.0 QB Rating

| Player | 100.0 Gms | Player | 100.0 Gms |
|--------------------------|-----------|-------------------------|-----------|
| Joe Burrow..... | 10 | Kirk Cousins..... | 8 |
| Aaron Rodgers..... | 10 | Jimmy Garoppolo..... | 8 |
| Tom Brady..... | 9 | Justin Herbert..... | 8 |
| Dak Prescott..... | 9 | Patrick Mahomes..... | 8 |
| Matt Stafford..... | 9 | Kyler Murray..... | 8 |
| Josh Allen..... | 8 | C. Wentz/R. Wilson..... | 8 |

Prescott is also tied for the league lead with seven games of a 100.0 passer rating and three-plus touchdown tosses:

2021 Games with 100.0 QB Rating, Three Touchdowns

| Player | 100.0 Gms | Player | 100.0 Gms |
|--------------------------|-----------|----------------------|-----------|
| Dak Prescott..... | 7 | Justin Herbert..... | 6 |
| Matt Stafford..... | 7 | Patrick Mahomes..... | 6 |
| Tom Brady..... | 6 | Aaron Rodgers..... | 6 |
| Joe Burrow..... | 6 | Josh Allen..... | 5 |

Prescott's seven games with three-or-more passing touchdowns in 2021 ties Tony Romo (2014) for the most three passing touchdown games in a season in Cowboys history.

★ QB WINS ★

In his sixth season as the starting quarterback of the Dallas Cowboys, Dak Prescott has proven to be a winner, as his 52 victories rank fifth in team history. His 13 wins in 2016 were the most by a rookie quarterback in NFL history, and he followed that up with a 9-7 record in 2017, a 10-6 mark in 2018, an 8-8 record in 2019, 2-3 in 2020 and 10-5 thus far in 2021.

Overall, Prescott's 52 wins rank fourth from 2016-21:

Wins by Starting NFL QB - 2016-21

| Player | Wins | Games | Win% |
|--------------------------|-----------|-----------|-------------|
| Tom Brady, NE/TB | 70 | 92 | .761 |
| Aaron Rodgers, GB | 59 | 86 | .692 |
| Russell Wilson, Sea | 57 | 93 | .618 |
| Dak Prescott, Dal | 52 | 84 | .619 |
| Ben Roethlisberger, Pit | 51 | 77 | .663 |
| Patrick Mahomes | 49 | 62 | .790 |

Since 2016, Prescott has the second-most wins against his division, going 24-6 in games he has started against the NFC East:

| Player | Wins | Player | Wins |
|--------------------------|-----------|-------------------|------|
| Tom Brady, NE/TB | 26 | Aaron Rodgers, GB | 22 |
| Dak Prescott, Dal | 24 | Matt Ryan, Atl | 20 |

★ QBs MULTIPLE TOUCHDOWNS ★

Dak Prescott had seven multi passing touchdown games in 2016, tied for fourth by a rookie in NFL history. He had six multi-touchdown games in 2018, nine in 2019, two in 2020 and has 10 in 2021. His 43 total games are tied for fourth in team history:

Multiple Passing Touchdown Games - Dallas Cowboys

| Player | Games | Player | Games |
|----------------|-------|---------------------|-----------|
| Tony Romo | 79 | Troy Aikman | 43 |
| Roger Staubach | 48 | Dak Prescott | 43 |
| Danny White | 44 | Don Meredith | 41 |

Prescott also notched four games with three-plus touchdown passes in 2016 - tying the most by a rookie quarterback in NFL history. It was also eighth in the NFL in 2016 by any quarterback.

After four more in 2017, two in 2018, six in 2019, two in 2020 and seven in 2021, he has 25 in total - second on the team's all-time three-touchdown games list:

Three Passing Touchdown Games - Dallas Cowboys

| Player | Games | Player | Games |
|---------------------|-----------|----------------|-------|
| Tony Romo | 40 | Roger Staubach | 17 |
| Dak Prescott | 25 | Don Meredith | 14 |
| Danny White | 20 | Troy Aikman | 10 |

★ PASS, NO PICKS ★

Dak Prescott recorded a streak of 291 consecutive passes without an interception, spanning the last five games of 2019 and the first three games of 2020. The streak is the longest in Cowboys history, and at the time, it was the 10th-longest in NFL history. Aaron Rodgers holds the record with 402 consecutive passes in 2018:

Consecutive Passes With No INT - NFL History

| Player | Season | Consec. Passes | No. Of Games |
|-------------------------|----------------|----------------|--------------|
| 1. Aaron Rodgers | 2018 | 402 | 11 |
| 2. Tom Brady | 2010-11 | 358 | 12 |
| 3. Derek Carr | 2018 | 332 | 12 |
| 10. Dak Prescott | 2019-20 | 291 | 8 |

Prescott set the Cowboys record for consecutive passes without a pick in Week 1, 2020 at the LA Rams - breaking Troy Aikman's 20-year record of 216 consecutive throws from the 1999 season - and continued to Week 3, 2020 at Seattle before an interception in the second quarter.

Dallas Cowboys Consecutive Passes With No INT

| Player | Season | Consec. Passes | No. Of Games |
|---------------------|----------------|----------------|--------------|
| Dak Prescott | 2019-20 | 291 | 8 |
| Troy Aikman | 1999 | 216 | 8 |
| Troy Aikman | 1995 | 184 | 7 |
| Dak Prescott | 2016 | 184 | 6 |

★ TIGHT WINDOW THROWS ★

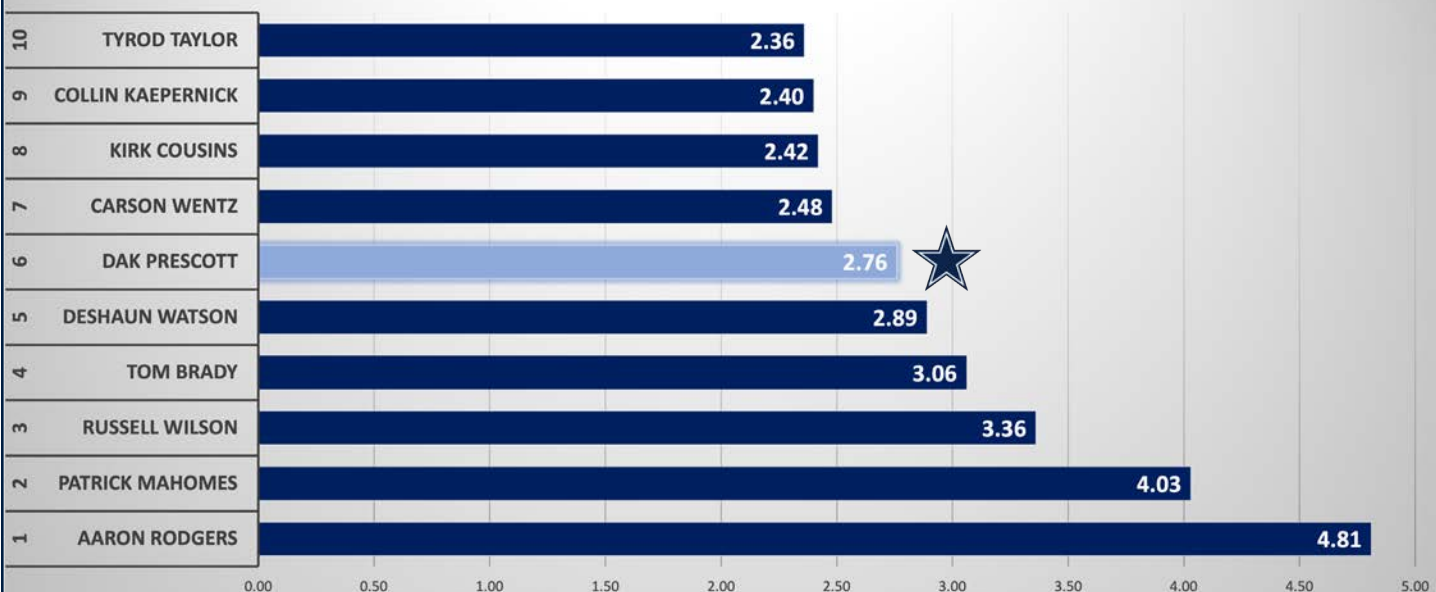
Dak Prescott ranks fifth in the NFL in 2021 with 92 tight window throws (throws with less than one yard of separation from nearest defender) and is completing 34.8% of those passes. The NFL average for tight window completion percentage over the last five seasons is 34.0%. Below are Prescott's tight window throws by season.

| Season | Tight Wndw Throws | Tight Wndw Comp | Tight Wndw Comp% |
|-------------|-------------------|-----------------|------------------|
| 2021 | 92 | 32 | 34.8% |
| 2020 | 34 | 12 | 35.3% |
| 2019 | 106 | 42 | 39.6% |
| 2018 | 92 | 36 | 39.1% |
| 2017 | 93 | 41 | 44.1% |
| 2016 | 96 | 41 | 42.7% |

★ TOUCHDOWN-TO-INTERCEPTION RATIO ★

Dak Prescott has shown prolific decision making in his career, throwing only 50 interceptions against 138 touchdown passes. Prescott also knows when to tuck the ball and attack with his legs, scoring an additional 25 touchdowns on the ground in his five-plus NFL seasons. Among all qualifying quarterbacks (1,500 pass attempts), Prescott ranks sixth all-time with a 2.76 touchdown/interception ratio:

HIGHEST TD/INT RATIO IN NFL HISTORY



★ AERIAL ACCOLADES ★

Dak Prescott led the league with 25 completions of 20-plus yards in 2020 before his season-ending injury in Week 5. In 2021 he is tied for ninth with 47 long completions, but he ranks fourth with 10 20-plus yard touchdowns:

2021 20+ Yard Touchdown Pass Leaders

| Player | Team | Com | 20+ Com | TD | 20+ TD | 20+ TD% |
|--------------------------|------------|------------|------------|-----------|-----------|--------------|
| Joe Burrow..... | Cin | 366 | 60 | 34 | 18 | 52.9% |
| Tom Brady..... | TB | 456 | 69 | 40 | 12 | 30.0% |
| Patrick Mahomes..... | KC | 409 | 56 | 35 | 11 | 31.4% |
| Dak Prescott..... | Dal | 389 | 49 | 32 | 10 | 31.3% |
| Three players..... | -- | -- | -- | -- | 9 | -- |

Prescott's long touchdowns haven't just come from catch-and-run opportunities, as he ranks 10th in touchdown completions of 21-plus air yards in 2021:

2021 Touchdowns on Deep Throws of 21+ Air Yds

| Player | Att | TDs | Player | Att | TDs |
|------------------|-----|-----|------------------|-----|-----|
| J. Burrow..... | 66 | 13 | P. Mahomes..... | 62 | 7 |
| T. Heinicke..... | 51 | 8 | K. Murray..... | 56 | 7 |
| R. Wilson..... | 65 | 8 | M. Stafford..... | 50 | 7 |
| D. Carr..... | 68 | 7 | C. Wentz..... | 48 | 7 |
| J. Herbert..... | 49 | 7 | D. Prescott..... | 54 | 6 |

★ FIRST DOWNS FOR 4 ★

Dak Prescott has completed 389-of-569 passes through his 15 games played in 2021, and he ranks sixth in the NFL in 2021 with 214 passing first downs. His first down rate of 37.6% (214-of-569) ranks sixth in 2021, and since 1991 when the stat began to be tracked, it is 10th in a single season in Cowboys history:

Single-Season Passing First Down Rate - Dallas Cowboys

| Player | Season | Com | Att | Yards | 1st | 1st% |
|--------------------------|-------------|------------|------------|--------------|------------|--------------|
| Tony Romo..... | 2014 | 304 | 435 | 3,705 | 189 | 43.4% |
| Tony Romo..... | 2006 | 220 | 337 | 2,903 | 143 | 42.4% |
| Tony Romo..... | 2007 | 335 | 520 | 4,211 | 215 | 41.3% |
| Troy Aikman..... | 1991 | 237 | 363 | 2,754 | 148 | 40.8% |
| Troy Aikman..... | 1995 | 280 | 432 | 3,304 | 173 | 40.0% |
| Dak Prescott..... | 2016 | 311 | 459 | 3,667 | 182 | 39.7% |
| Tony Romo..... | 2011 | 346 | 522 | 4,184 | 203 | 38.9% |
| Troy Aikman..... | 1993 | 271 | 392 | 3,100 | 152 | 38.8% |
| Dak Prescott..... | 2019 | 365 | 563 | 4,599 | 216 | 38.4% |
| Dak Prescott..... | 2021 | 389 | 569 | 4,154 | 214 | 37.6% |
| Troy Aikman..... | 1992 | 302 | 473 | 3,445 | 176 | 37.2% |

★ MOVE THE CHAINS ★

Dak Prescott threw 29 first downs against Cleveland (10/4/20), the most in a single game in Cowboys history and the most by any NFL quarterback in a single game since at least 1994, when the data became available:

| Player | Opp, Date | 1stD |
|--------------------------|-------------------------|-----------|
| Dak Prescott..... | vs. Cle, 10/4/20 | 29 |
| Billy Volek..... | vs. Oak, 12/19/04 | 28 |
| Matt Stafford..... | vs. GB, 1/1/12 | 27 |
| Jared Goff..... | vs. TB, 9/29/19 | 27 |

Prescott then threw for 25 first downs at New England (10/17/21), which is the second-highest total in franchise history:

| Player | Opp, Date | 1stD |
|--------------------------|------------------------|-----------|
| Dak Prescott..... | vs. Cle, 10/4/20 | 29 |
| Dak Prescott..... | at NE, 10/17/21 | 25 |
| Dak Prescott..... | vs. Phi, 12/9/18 | 23 |
| Tony Romo..... | at NYG, 12/6/09 | 23 |

Prescott has 214 passing first downs on 569 pass attempts in 2021 - sixth in the league - and his first down percentage of 37.6% ranks seventh:

Highest Passing First Down Pct in 2021 - NFL

| Player | Att | 1stD% | Player | Att | 1stD% |
|------------------|-----|-------|-------------------------|------------|--------------|
| A. Rodgers..... | 513 | 39.8% | J. Garoppolo..... | 409 | 38.6% |
| P. Mahomes..... | 614 | 39.3% | D. Prescott..... | 569 | 37.6% |
| J. Burrow..... | 520 | 38.8% | T. Brady..... | 682 | 37.2% |
| M. Stafford..... | 569 | 38.8% | K. Murray..... | 442 | 36.7% |
| J. Herbert..... | 608 | 38.8% | J. Allen..... | 601 | 36.6% |

★ RAYNE MAN ★

Dak Prescott has proven to be a threat with his feet during his career, becoming the fourth Cowboys quarterback to surpass 1,000 career rushing yards (1,460). Prescott did it in 50 games, tying Roger Staubach for the fewest games to the mark.

Overall, Prescott ranks first in rushing scores (25), second in rushing yards (1,460) and third in carries (307) among Cowboys quarterbacks all-time:

All-Time Dallas Cowboys QB Rushing Yard Leaders

| Player | Att | Yards | Avg | Long | TD |
|--------------------------|------------|--------------|------------|-----------|-----------|
| Roger Staubach..... | 410 | 2,264 | 5.5 | 33 | 20 |
| Dak Prescott..... | 307 | 1,460 | 4.8 | 42 | 25 |
| Don Meredith..... | 242 | 1,216 | 5.0 | 28 | 15 |
| Troy Aikman..... | 327 | 1,016 | 3.1 | 25 | 9 |

Prescott has notched 25 rushing scores since his rookie season, third by any NFL quarterback from 2016-21:

QB Rush TDs - 2016-21

| Player | Rush TDs |
|-------------------------------|-----------|
| Cam Newton, Car/NE..... | 32 |
| Josh Allen, Buf..... | 31 |
| Dak Prescott, Dal..... | 25 |
| Lamar Jackson, Bal..... | 21 |

Prescott's 25 rushing touchdowns rank fifth in NFL history through the first 84 games of a quarterback's career, post merger:

QB Rush TDs - First 82 Games

| Player | Rush TDs |
|-------------------------------|-----------|
| Cam Newton, Car..... | 46 |
| Josh Allen, Buf..... | 31 |
| Daunte Culpepper, Mln..... | 30 |
| Steve McNair, Ten..... | 26 |
| Dak Prescott, Dal..... | 25 |

Prescott has set various rushing records by a Cowboys QB:

Dak Prescott QB Rushing Records

| Team Record Set | Total | Year |
|--|-------|----------|
| Rush Yards by a QB, Single Season..... | 357 | 2017 |
| Rush TDs by a QB, Single Season..... | 6 | 2016, 18 |
| Rush TDs by a QB, Career..... | 25 | 2016-21 |
| Rush Atts by a QB, Single Season..... | 75 | 2018 |
| Rush Atts by a Rookie QB, Single Season..... | 57 | 2016 |
| Longest Rush by a QB..... | 42 | 2019 |
| Rush TDs, Single Game..... | 3 | 2020 |
| Rush Attempts, Single Game..... | 11 | 2018 |

★ I JUST FELT LIKE RUNNING ★

Dak Prescott has 138 touchdown passes and 25 rushing touchdowns since entering the NFL in 2016, joining Daunte Culpepper and Cam Newton as the only players with at least 125 touchdown passes and 25 rushing touchdowns in their first six seasons in league history.

Additionally, Prescott has 17 career games with at least one passing score and one rushing score, the fourth-most such games by a quarterback in his first six seasons in NFL annals:

Games with a Pass TD and Rush TD in First Six NFL Seasons

| Player | Seasons | Games |
|--------------------------|----------------|------------|
| Cam Newton..... | 2011-16 | 35 |
| Daunte Culpepper..... | 1999-04 | 20 |
| Josh Allen..... | 2018-21 | 20* |
| Dak Prescott..... | 2016-21 | 17* |

*Have not completed sixth NFL season

★ BOMBS AWAY ★

Since he entered the league in 2016, Prescott has thrown 11 touchdown passes of more than 50 yards, trailing only nine other quarterbacks over the last six seasons:

Touchdown Passes of 50+ Yards Since 2016

| Player | TDs | Player | TDs |
|------------------------------|-----|-------------------------------|-----------|
| Kirk Cousins, Was/Min..... | 15 | Philip Rivers, LAC..... | 12 |
| Tom Brady, TB..... | 14 | Matt Stafford, Det/LAR..... | 12 |
| Russell Wilson, Sea..... | 14 | Carson Wentz, Phi/Ind..... | 12 |
| Patrick Mahomes, KC..... | 13 | Dak Prescott, Dal..... | 11 |
| Ryan Tannehill, Mia/Ten..... | 13 | Aaron Rodgers, GB..... | 11 |
| Derek Carr, LV..... | 12 | Ben Roethlisberger, Pit..... | 11 |

★ MOVING UP THE CHARTS ★

Dak Prescott has 20 games with at least 300 yards through the air - second in Cowboys history:

| Player | Games |
|---------------------------|-----------|
| Tony Romo | 46 |
| Dak Prescott | 20 |
| Troy Aikman | 13 |
| Danny White | 10 |
| Don Meredith | 7 |

His 20 games from 2016-21 are the second-most through a player's first six seasons in Cowboys history (Romo's 24 rank first).

★ QUICK DRAW DAK ★

Dak Prescott is recording an average time to throw of 2.67 seconds on his pass attempts in 2021 - per PFF, which ranks 12th:

| Player | Avg Release | Player | Avg Release |
|-------------------------|-------------|--------------------------|-------------|
| B. Roethlisberger | 2.26 | A. Rodgers | 2.58 |
| T. Brady | 2.35 | M. Jones | 2.59 |
| T. Tagovailoa | 2.52 | J. Burrow | 2.63 |
| D. Mills | 2.53 | M. Stafford | 2.65 |
| R. Tannehill | 2.54 | D. Prescott | 2.67 |
| J. Garoppolo | 2.55 | J. Goff | 2.67 |
| K. Cousins | 2.58 | M. Ryan | 2.69 |

As his career has progressed, Prescott has gotten rid of the ball faster, as seen by his average time to throw (ATT) by year:

| Year | ATT | Year | ATT |
|------------|------|------------|------|
| 2021 | 2.67 | 2018 | 2.86 |
| 2020 | 2.59 | 2017 | 2.80 |
| 2019 | 2.81 | 2016 | 2.88 |

★ PRESSURE IS PRIVILEGE ★

Dak Prescott has attempted 162 passes in the face of increased pressure brought by the blitz in 2021 - and has thrown 21 touchdowns, most in the league:

| Most Touchdown Passes Against the Blitz - 2021 Season | | | | | |
|---|------------|-----------|--------------|-----------|--------------|
| Player | Att | Com | Yds | TD | Rating |
| Dak Prescott | 162 | 98 | 1,103 | 21 | 110.2 |
| Tom Brady | 159 | 102 | 1,245 | 15 | 101.3 |
| Matthew Stafford | 125 | 88 | 1,065 | 12 | 124.9 |
| Joe Burrow | 111 | 76 | 1,112 | 11 | 118.9 |
| Kirk Cousins | 141 | 90 | 1,178 | 11 | 116.1 |
| Aaron Rodgers | 131 | 82 | 922 | 10 | 105.8 |

★ ANY/A GIVEN SUNDAY ★

Dak Prescott also ranks 10th in terms of adjusted net yards-per-attempt (ANY/A)*, which is a metric that weighs sacks, places a heavier penalty on interceptions and has a strong correlation with points scored by the offense.

| 2021 Quarterback ANY/A - NFL | | | | | | | |
|------------------------------|------------|------------|--------------|-----------|-----------|-----------|-------------|
| Player | Att | Com | Yards | TD | INT | Sks | ANY/A |
| A. Rodgers | 513 | 352 | 3,977 | 35 | 4 | 27 | 7.99 |
| M. Stafford | 569 | 383 | 4,648 | 38 | 15 | 25 | 7.62 |
| J. Burrow | 520 | 366 | 4,611 | 34 | 14 | 51 | 7.51 |
| J. Garoppolo | 409 | 278 | 3,494 | 19 | 10 | 26 | 7.47 |
| T. Brady | 682 | 456 | 4,990 | 40 | 12 | 21 | 7.27 |
| K. Cousins | 539 | 358 | 3,971 | 30 | 7 | 25 | 7.24 |
| P. Mahomes | 614 | 409 | 4,569 | 35 | 13 | 27 | 7.10 |
| K. Murray | 442 | 305 | 3,547 | 23 | 10 | 26 | 7.10 |
| J. Herbert | 608 | 409 | 4,631 | 35 | 14 | 28 | 7.10 |
| D. Prescott | 569 | 389 | 4,154 | 32 | 10 | 29 | 7.03 |
| R. Wilson | 374 | 244 | 2,875 | 22 | 5 | 32 | 6.98 |
| C. Wentz | 487 | 305 | 3,378 | 26 | 6 | 26 | 6.72 |

ANY/A Formula: ((pass yards + 20(pass TD)) - (45*(interceptions thrown) - sack yards))/(passing attempts + sacks)

47%

Dak Prescott has thrown for 4,154 yards this season, with 1,940 (46.7%) of those yards coming from yards after the catch by his receivers - the eighth-most YAC for a quarterback on his completions in 2021.

★ ZERO TO 400, REAL QUICK ★

Dak Prescott surpassed 400 yards through the air three times each in 2019 and 2020 - tied with Tony Romo (2012) for the most 400-yard games in a single season in Cowboys history:

| Player | Team | Season | Games w/ 400 Yds |
|---------------------------|------------|-------------|---------------------|
| Tony Romo | Dal | 2013 | Three |
| Dak Prescott | Dal | 2019 | Three |
| Dak Prescott | Dal | 2020 | Three |

Prescott's three games with 400 yards are also the second-most in a single season in NFL history behind only Dan Marino, Peyton Manning and Ryan Fitzpatrick - all with four:

| Player | Team | Season | Games w/ 400 Yds |
|---------------------------|------------|-------------|---------------------|
| Dan Marino | Mia | 1984 | Four |
| Peyton Manning | Den | 2013 | Four |
| Ryan Fitzpatrick | TB | 2018 | Four |
| Tom Brady | TB | 2021 | Three |
| Joe Burrow | Cin | 2021 | Three |
| Dak Prescott | Dal | 2019 | Three |
| Dak Prescott | Dal | 2020 | Three |
| Eli Manning | NYG | 2011 | Three |
| Dan Marino | Mia | 1986 | Three |
| Philip Rivers | SD | 2013 | Three |
| Aaron Rodgers | GB | 2018 | Three |
| Tony Romo | Dal | 2013 | Three |

Prescott has nine career 400-yard games after adding two 400-yard performances in 2021, the most by any passer since 2016:

| Player | 400-Yd Games |
|---------------------------|-----------------|
| Dak Prescott | 9 |
| Patrick Mahomes | 7 |
| Tom Brady | 6 |
| Kirk Cousins | 5 |
| Ryan Fitzpatrick | 5 |
| Aaron Rodgers | 5 |

Prescott's nine 400-yard games are also tied for the most by any passer in the first six seasons of a career:

| Player | Seasons | 400-Yd Games |
|---------------------------|----------------|-----------------|
| Dan Marino | 1984-88 | 9 |
| Dak Prescott | 2016-21 | 9 |
| Patrick Mahomes | 2018-21 | 7 |
| Matt Stafford | 2009-13 | 6 |

Prescott owns the Cowboys record for the most 400-yard games in a career:

| Player | 400-Yd Games | W/L | Win% |
|---------------------------|-----------------|------------|-------------|
| Dak Prescott | 9 | 5-4 | .556 |
| Tony Romo | 5 | 0-5 | .000 |
| Don Meredith | 2 | 1-1 | .500 |
| Troy Aikman | 1 | 0-1 | .000 |
| Kellen Moore | 1 | 0-1 | .000 |

Dak Prescott Career 400-Yard Games

| Opp, Date | Att | Com | Yards | W/L |
|------------------------------|-----------|-----------|------------|----------|
| vs. Cle, 10/4/20 | 58 | 41 | 502 | L |
| at Sea, 9/27/20 | 57 | 37 | 472 | L |
| vs. GB, 10/6/19 | 44 | 27 | 463 | L |
| vs. Phi, 12/9/18 | 54 | 42 | 455 | W |
| vs. Atl, 9/20/20 | 47 | 34 | 450 | W |
| at NE, 10/17/21 | 51 | 31 | 445 | W |
| at Det, 11/17/19 | 46 | 29 | 444 | W |
| vs. NYG, 9/8/19 | 32 | 25 | 405 | W |
| at TB, 9/9/21 | 58 | 42 | 403 | L |

Prescott is the only quarterback in Cowboys history to pass for 400 yards in consecutive games, and his three-game streak is tied with Ryan Fitzpatrick (2018) for the longest streak in NFL history.

Prescott set an NFL record by passing for at least 450 yards in three straight games (vs. Atl, 9/20/20 - vs. Cle, 10/4/20), surpassing Jameis Winston (two game streak in 2019):

| Player | Season | Games | Yards | TD | W/L |
|---------------------------|-------------|----------|--------------|----------|------------|
| Dak Prescott | 2020 | 3 | 1,424 | 8 | 1-2 |
| Jameis Winston | 2019 | 2 | 914 | 8 | 2-0 |

Prescott's 1,424 yards over the three-game stretch (vs. Atl, 9/20/20 - vs. Cle, 10/4/20) are the most by any NFL quarterback over a three-game stretch in league history.

★ COMPLETE CONTROL ★

Dak Prescott ranks fifth in completion percentage in 2021, recording a 68.4% completion rate so far:

Highest Completion Percentage Among QBs in 2021

| Player | Comp% | Player | Comp% |
|--------------------------|--------------|----------------------|-------|
| Joe Burrow..... | 70.4% | Jimmy Garoppolo..... | 68.0% |
| Derek Carr..... | 69.2% | Tua Tagovailoa..... | 67.8% |
| Kyler Murray..... | 69.0% | Mac Jones..... | 67.6% |
| Aaron Rodgers..... | 68.6% | Matt Ryan..... | 67.4% |
| Dak Prescott..... | 68.4% | Matt Stafford..... | 67.3% |

Prescott has been extremely accurate, but not at the detriment of pushing the ball down field, passing for 4,154 yards and 7.30 yards-per-attempt on the year. His completion percentage would rank third in single-season team history:

Highest Single-Season Comp.%, Cowboys History

| Player | Season | Comp | Attempts | Comp% |
|--------------------------|-------------|------------|------------|--------------|
| Tony Romo..... | 2014 | 304 | 435 | 69.9% |
| Troy Aikman..... | 1993 | 271 | 392 | 69.1% |
| Dak Prescott..... | 2021 | 389 | 569 | 68.4% |
| Dak Prescott..... | 2016 | 311 | 459 | 67.8% |
| Dak Prescott..... | 2018 | 356 | 526 | 67.7% |

Drew Brees holds the NFL record for completion percentage in a season, 74.4% in 2018.

★ YOU COMPLETE ME ★

Dak Prescott completed 23-of-27 passes in Week 2 at the Chargers (9/19), registering a completion percentage of 85.2% that ranks second in the league in 2021 (Baker Mayfield, 90.5% vs. Hou) and fourth in his career in a single game.

Prescott Career Games with 85.0% Completion Percentage

| Opp, Date | Att | Comp | Yards | Pct | TD | INT |
|-----------------------------|-----------|-----------|------------|--------------|----------|----------|
| vs. TB, 12/18/16..... | 36 | 32 | 279 | 88.9% | 0 | 0 |
| at Was, 9/15/19..... | 30 | 26 | 269 | 86.7% | 3 | 1 |
| vs. NO, 11/29/18..... | 28 | 24 | 249 | 85.7% | 1 | 0 |
| at LAC, 9/19/21..... | 27 | 23 | 237 | 85.2% | 0 | 1 |

Since he entered the league in 2016, Prescott's four games with a completion percentage over 85.0% are tied for the most by any quarterback:

Games with 85.0% Completion Percentage, NFL Since 2016

| Player | Games | W/L |
|--------------------------|----------|------------|
| Dak Prescott..... | 4 | 4-0 |
| Derek Carr..... | 4 | 3-1 |
| Drew Brees..... | 3 | 3-0 |
| Lamar Jackson..... | 3 | 3-0 |

★ MULTIPLE TD MAESTRO ★

Dak Prescott threw three touchdown passes in four consecutive games, starting against Philadelphia (9/27) through the game at New England (10/17). Prescott is the first player in Cowboys history to record four consecutive games with three-or-more touchdowns through the air. It was the longest streak in the NFL in 2021 and was tied for the 11th-longest in league history:

Longest Streak of Games with Three TD Passes - NFL

| Player | Gms | Player | Gms |
|------------------------------|-----|---------------------------------|----------|
| Tom Brady (2007)..... | 10 | Peyton Manning (2012)..... | 5 |
| Andrew Luck (2018)..... | 8 | Aaron Rodgers (2011)..... | 5 |
| Peyton Manning (2004)..... | 8 | Steve Young (1998)..... | 5 |
| Dan Marino (1986-87)..... | 7 | Bobby Layne (1951)..... | 5 |
| Russell Wilson (2015)..... | 5 | Dak Prescott (2021)..... | 4 |
| Aaron Rodgers (2012-13)..... | 5 | Many others tied..... | 4 |

Prescott had a streak of six consecutive games with multiple touchdown passes that broke at Kansas City (11/21) - the longest streak of his career. The six-game clip is also tied for the third-longest in Cowboys history:

Longest Cowboys Streaks with Multiple TD Passes

| Player | Gms | Player | Gms |
|---------------------------------|----------|-------------------------|-----|
| Don Meredith (1965-66)..... | 13 | Tony Romo (2007)..... | 6 |
| Tony Romo (2006-07)..... | 7 | Danny White (1983)..... | 6 |
| Dak Prescott (2021)..... | 6 | Seven instances..... | 5 |

★ THIRD DOWN DARLING ★

Dak Prescott's ability to make the play that extends the drive on third down should not be overlooked, as he is posting a first down on 59-of-137 third down attempts in 2021 - 11th-highest total in the league:

Most Passing First Downs on Third Downs in 2021

| Player | Att | Comp | Yards | 1stD | 1stD Pct |
|--------------------------|------------|-----------|------------|-----------|--------------|
| Justin Herbert..... | 153 | 99 | 1,302 | 75 | 49.0% |
| Tom Brady..... | 155 | 95 | 1,130 | 70 | 45.2% |
| Patrick Mahomes..... | 138 | 91 | 1,195 | 70 | 50.7% |
| Matt Ryan..... | 148 | 98 | 1,058 | 65 | 43.9% |
| Matt Stafford..... | 129 | 81 | 1,221 | 65 | 50.4% |
| Josh Allen..... | 142 | 79 | 938 | 64 | 45.1% |
| Ben Roethlisberger..... | 166 | 106 | 1,063 | 64 | 38.6% |
| Joe Burrow..... | 131 | 95 | 1,332 | 61 | 46.6% |
| Kirk Cousins..... | 157 | 95 | 1,126 | 61 | 38.9% |
| Ryan Tannehill..... | 151 | 102 | 1,011 | 60 | 39.7% |
| Dak Prescott..... | 137 | 84 | 974 | 59 | 43.1% |
| Mac Jones..... | 127 | 82 | 886 | 57 | 44.9% |

The Cowboys are converting 42.3% (91-of-215) of their third down tries - 11th in the NFL. There has only been one Cowboys team to finish a season with a third down percentage above 50.0% in franchise history - the 1978 team that converted 50.2% of its third down attempts:

Highest Cowboys Third Down Conversion Percentage

| Season | Att | Conv | Pct |
|----------------------|-----|------|-------|
| 1. 1978..... | 235 | 118 | 50.2% |
| 2. 1979..... | 241 | 120 | 49.8% |
| 3. 1980..... | 243 | 120 | 49.4% |
| 4. 2006..... | 205 | 100 | 48.8% |
| 5. 2014..... | 201 | 95 | 47.3% |
| --- 17. 2021..... | 215 | 91 | 42.3% |

Below is a breakdown of the Cowboys third down conversions by distance in 2021:

| 3rd & Short (<4 Yds) | 3rd & Med (4-6 Yds) | 3rd & Long (>6 Yds) | 3rd & 10+ (10+ Yds) |
|-------------------------|------------------------|------------------------|------------------------|
| 45-67 (67.2%) | 30-57 (52.6%) | 16-91 (17.6%) | 6-48 (12.5%) |
| Rank: 8th | Rank: 3rd | Rank: 31st | Rank: t-26th |

★ GUESS WHO'S DAK ★

Dak Prescott has returned from his 2020 season-ending ankle injury with a renewed purpose and focus in 2021, and he is tied for sixth in the NFL in passer rating on his comeback tour:

2021 NFL Quarterback Rating

| Player | Att | Cmp | Pct | Yds | TD | Int | Ratio | Rate |
|--------------------------|------------|------------|-------------|--------------|-----------|-----------|-------------|--------------|
| Aaron Rodgers .. | 513 | 352 | 68.6 | 3,977 | 35 | 4 | 8.75 | 111.1 |
| Joe Burrow | 520 | 366 | 70.4 | 4,611 | 34 | 14 | 2.43 | 108.3 |
| Matt Stafford..... | 569 | 383 | 67.3 | 4,648 | 38 | 15 | 2.53 | 103.5 |
| Russell Wilson.... | 374 | 244 | 65.2 | 2,875 | 22 | 5 | 4.40 | 102.5 |
| Kirk Cousins..... | 539 | 358 | 66.4 | 3,971 | 30 | 7 | 4.28 | 101.3 |
| Kyler Murray..... | 442 | 305 | 69.0 | 3,547 | 23 | 10 | 2.30 | 100.9 |
| Dak Prescott..... | 569 | 389 | 68.4 | 4,154 | 32 | 10 | 3.20 | 100.9 |
| Tom Brady..... | 682 | 456 | 66.9 | 4,990 | 40 | 12 | 3.33 | 100.5 |
| Jimmy Garoppolo .. | 409 | 278 | 68.0 | 3,494 | 19 | 10 | 1.90 | 99.6 |
| Justin Herbert..... | 608 | 409 | 67.3 | 4,631 | 35 | 14 | 2.50 | 99.5 |

Prescott has been a difference maker for his team in 2021, throwing 12 touchdowns to tie the game or take a lead - tied for seventh among all passers:

2021 TD Passes to Tied Game/Take Lead

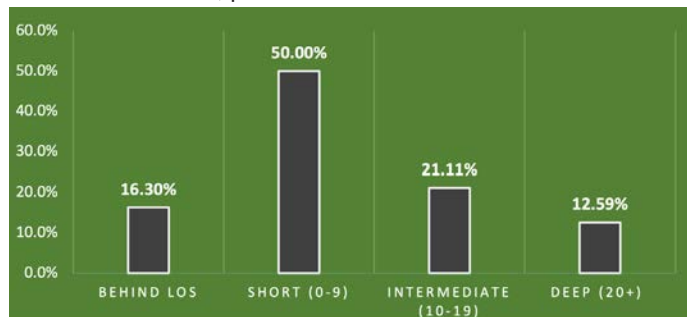
| Player | TDs | Player | TDs |
|----------------------|-----|---------------------------|-----------|
| Kirk Cousins..... | 18 | Joe Burrow | 14 |
| Justin Herbert..... | 17 | Taylor Heinicke | 12 |
| Tom Brady..... | 16 | Dak Prescott | 12 |
| Patrick Mahomes..... | 15 | Aaron Rodgers | 12 |
| Matt Stafford..... | 15 | Carr/Tagovailoa | 11 |

445

Dak Prescott threw for 445 yards at New England (10/17) in Week 6 - the most passing yards ever allowed by a Bill Belichick-coached Patriots defense - a span of 21 years and 336 games.

★ PASSING DEPTH CHART ★

Below is a chart detailing Dak Prescott's attempts by distance for the 2021 season, per *Pro Football Focus*:



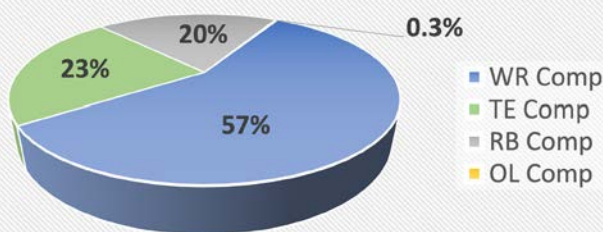
| Outside Left | Between Numbers | Outside Right |
|--|---|--|
| 9/20 272 1 TD, 0 INT 108.3 NFL | 10/22 292 2 TD, 3 INT 82.8 NFL | 8/26 262 4 TD, 1 INT 93.3 NFL |
| 21/30 268 7 TD, 0 INT 137.2 NFL | 26/53 413 1 TD, 5 INT 42.4 NFL | 16/31 217 5 TD, 0 INT 113.8 NFL |
| 47/63 392 2 TD, 1 INT 94.1 NFL | 118/143 1069 7 TD, 0 INT 114.1 NFL | 58/64 476 2 TD, 0 INT 108.1 NFL |
| 30/35 183 0 TD, 0 INT 88.5 NFL | 28/33 198 0 TD, 0 INT 91.7 NFL | 18/20 112 1 TD, 0 INT 106.7 NFL |

Statistics: COM/ATT
YDS (YAC)

★ PASS DISTRIBUTION ★

Dak Prescott has completed 389 passes in 2021, with 222 to WRs, 88 to TEs, 78 to RBs and one to offensive linemen:

Dak Prescott 2021 Completions by Position



★ ROAD WARRIOR ★

Prescott has a 23-18 career record as the starting quarterback when he plays on the road:

Prescott Road Stadium Stats by Season

| Season | W-L | Att | Comp | Yards | Pct | TD | INT |
|---------------|--------------|--------------|------------|---------------|-------------|-----------|-----------|
| 2016 | 6-2 | 211 | 139 | 1,691 | 65.9 | 12 | 3 |
| 2017 | 6-2 | 232 | 148 | 1,697 | 63.8 | 11 | 4 |
| 2018 | 3-5 | 278 | 177 | 1,890 | 63.7 | 8 | 5 |
| 2019 | 3-5 | 310 | 198 | 2,282 | 63.9 | 10 | 4 |
| 2020 | 0-2 | 96 | 62 | 738 | 64.6 | 4 | 2 |
| 2021 | 5-2 | 295 | 205 | 1,967 | 69.5 | 9 | 8 |
| Totals | 23-18 | 1,422 | 929 | 10,265 | 65.3 | 54 | 26 |

In Prescott's 23 road wins are 12 games in which he led a game-winning drive - second-most by any quarterback on the road since 2016:

| Player | Wins | Road GW-Dr | Player | Wins | Road GW-Dr |
|---------------------|-----------|------------|---------------|------|------------|
| Derek Carr | 22 | 13 | Matt Stafford | 23 | 9 |
| Dak Prescott | 23 | 12 | Drew Brees | 22 | 8 |
| B. Roethlisberger | 23 | 9 | Aaron Rodgers | 23 | 8 |

★ NFC OFFENSIVE POTW X5 ★

Dak Prescott earned NFC Offensive Player of the Week honors for his Week 6 performance in the comeback victory over New England (10/17/21). Prescott threw for 445 yards and three touchdowns - the most yards ever against a Bill Belichick Patriots defense - marking the fourth-consecutive three-touchdown day for Prescott. Included in his three touchdowns was the overtime game-winner to CeeDee Lamb, cementing Prescott's 17th career game-winning drive and Dallas' first win in Foxboro since 1986.

Prescott again was named NFC Offensive Player of the Week after he threw for 330 yards and four touchdowns in a home victory over Washington (12/26/21) - becoming the only quarterback to throw a touchdown pass to a wide receiver, tight end, running back and offensive lineman in a regular season NFL game.

He also earned NFC Offensive Player of the Week honors for his Week 1, 2019 performance against the N.Y. Giants (9/8/19), again in Week 12, 2019 after commanding a road victory over the Detroit Lions (11/17/19), and then Prescott carried the Cowboys to a comeback victory from a 20-point deficit at home against the Falcons (9/20/20) in Week 2 of the 2020 season.

Prescott joins Troy Aikman and Tony Romo as the only Cowboys quarterbacks to earn three player of the week awards:

Cowboys Career NFC Offensive Player of the Week Awards

| Player | Position | POTW Awards |
|---------------------|-----------|-------------|
| Emmitt Smith | RB | 11 |
| Troy Aikman | QB | 9 |
| Dak Prescott | QB | 5 |
| Tony Romo | QB | 5 |
| Michael Irvin | WR | 4 |
| Drew Bledsoe | QB | 2 |
| Amari Cooper | WR | 2 |

★ WHAT A RUSH! ★

Cooper Rush became the 44th quarterback to start a game for the Cowboys when he took the reins for an injured Dak Prescott at Minnesota (10/31). Rush showed good command of the offense, leading Dallas to a comeback victory on the road while throwing for 325 yards and two touchdowns - the second-most yards in a first career start by a Cowboy, trailing only Gary Hogeboom's 343 yards at the LA Rams in 1984 (9/3):

Most Passing Yards By a Cowboy in First Career Start

| Player | Yards | Opponent, Date |
|--------------------|------------|-------------------------------|
| Gary Hogeboom | 343 | at LA Rams, 9/3/84 |
| Cooper Rush | 325 | at Minnesota, 10/31/21 |
| Steve Pelluer | 271 | at Denver, 10/5/86 |
| Tony Romo | 270 | at Carolina, 10/29/06 |
| Garrett Gilbert | 243 | vs. Pittsburgh, 11/8/20 |

The yardage total is also the sixth-most yards by a quarterback in his first start as a Cowboy:

Most Passing Yards in First Cowboys Start

| Player | Yards | Opponent, Date |
|--------------------|------------|-------------------------------|
| Jon Kitna | 379 | vs. Jacksonville, 10/31/10 |
| Kyle Orton | 358 | vs. Philadelphia, 12/29/13 |
| Vinny Testaverde | 355 | at Minnesota, 9/12/04 |
| Eddie LeBaron | 345 | vs. Pittsburgh, 9/24/60 |
| Gary Hogeboom | 343 | at LA Rams, 9/3/84 |
| Cooper Rush | 325 | at Minnesota, 10/31/21 |

Rush became the first Cowboy to win his first career start at quarterback since Stephen McGee defeated the Eagles 14-13 in Philadelphia (1/2/11), leading Dallas on an eight-play, 75-yard drive with 2:51 left in the game that culminated in Rush's touchdown toss to Amari Cooper to give Dallas the go-ahead score and the win. Rush is just the fourth Cowboys passer to lead a game-winning drive in his first-career start:

Cowboys QBs To Lead a Game-Winning Drive in First-Career Start

| Player | Opponent, Date |
|--------------------|-------------------------------|
| Gary Hogeboom | at LA Rams, 9/3/84 |
| Tony Romo | at Carolina, 10/29/06 |
| Stephen McGee | at Philadelphia, 1/2/11 |
| Cooper Rush | at Minnesota, 10/31/21 |



11.8%

Ezekiel Elliott eats up yards in big portions when he carries the ball, recording 190 rushes of 10-plus yards in his career. Elliott has averaged a big-play rush on 11.8% of his career carries, eighth among all active running backs and 25th all-time.

★ KING EZEKIEL ★

After leading the league in rushing as a rookie in 2016, Ezekiel Elliott finished 10th in the NFL in 2017 despite missing six games. He once again won the NFL rushing title in 2018 and finished fourth in 2019. He finished 2020 10th in rushing among running backs, 11th overall, and in 2021 he ranks seventh in the NFL.

Elliott became the second Cowboy, 11th player, fifth since the merger, to win the rushing title twice in his first three seasons:

Rushing Titles in Two of First Three Seasons

| Player | Seasons | Player | Season |
|-------------------------|----------|---------------------------------|-----------------|
| Byron White, Pit/Det .. | 1938, 40 | Earl Campbell, Hou ... | 1978-80 |
| Bill Dudley, Pit..... | 1942, 46 | Eric Dickerson, LAR .. | 1983-84 |
| Bill Paschal, NYG | 1943, 44 | Emmitt Smith, Dal..... | 1991-92 |
| Jim Brown, Cle | 1957-59 | Egerrin James, Ind | 1999-00 |
| Cookie Gilchrist, Buf.. | 1962, 64 | Ezekiel Elliott, Dal.... | 2016, 18 |
| Jim Nance, Bos | 1966-67 | | |

In team history, Elliott became only the second Cowboy to win the rushing title in multiple seasons, joining Emmitt Smith (four):

Dallas Cowboys Rushing Title Winners

| Player | Season | Yards | Player | Season | Yards |
|-------------------|--------|-------|-----------------------------|-------------|--------------|
| Emmitt Smith..... | 1991 | 1,563 | DeMarco Murray.. | 2014 | 1,845 |
| Emmitt Smith..... | 1992 | 1,713 | Ezekiel Elliott..... | 2016 | 1,631 |
| Emmitt Smith..... | 1993 | 1,486 | Ezekiel Elliott..... | 2018 | 1,434 |
| Emmitt Smith..... | 1995 | 1,773 | | | |

Elliott ranks second in the NFC with 915 rushing yards in 2021, and his total ranks seventh among all NFL rushers:

2021 NFL Rushing Leaders

| Player | Att | Yards | Avg | TD | 1st | 1stD% |
|-----------------------------|------------|------------|------------|-----------|-----------|--------------|
| Jonathan Taylor | 317 | 1,734 | 5.5 | 18 | 104 | 32.8% |
| Joe Mixon | 292 | 1,205 | 4.1 | 13 | 60 | 20.5% |
| Nick Chubb | 219 | 1,201 | 5.5 | 8 | 58 | 26.5% |
| Najee Harris | 296 | 1,172 | 3.9 | 7 | 61 | 20.6% |
| Dalvin Cook | 235 | 1,080 | 4.6 | 6 | 54 | 23.0% |
| Derrick Henry..... | 219 | 937 | 4.3 | 10 | 49 | 22.4% |
| Ezekiel Elliott..... | 219 | 915 | 4.2 | 10 | 51 | 23.3% |
| Damien Harris..... | 191 | 892 | 4.7 | 14 | 51 | 26.7% |

★ THE BOOK OF EZEKIEL ★

For only the second time in franchise history, the Dallas Cowboys used a top-five pick on a running back when they chose Ezekiel Elliott out of Ohio State with the fourth overall selection in the 2016 NFL Draft. Dallas selected Tony Dorsett with the second pick in the 1977 NFL Draft.

In his first season, Elliott had seven 100-yard rushing games - most by a Cowboys rookie all-time and tied for the NFL-lead in 2016. He owns 30 for his career to rank third all-time in team history.

Dallas is 26-4 when Elliott tops 100 yards on the ground:

Ezekiel Elliott 100-yard Rushing Games

(30 total)

| Yds | Opp | W/L | Date | Yds | Opp | W/L | Date |
|------------------|------------|----------|----------------|------------------|------------|----------|-----------------|
| 159 | TB | W | 12/18/16 | 121 | WAS | W | 11/22/18 |
| 157 | @GB | W | 10/16/16 | 117 | LAR | W | 12/15/19 |
| 152 | DET | W | 9/30/18 | 116 | GB | L | 10/8/17 |
| 151 | @Phi | W | 11/11/18 | 114 | @Pit | W | 11/13/16 |
| 150 | @Was | W | 10/29/17 | 113 | PHI | W | 12/9/18 |
| 147 | @SF | W | 10/22/17 | 111 | @Was | W | 9/15/19 |
| 143 | Car | W | 10/3/21 | 111 | PHI | W | 10/20/19 |
| 140 | CHI | W | 9/25/16 | 110 | NYG | W | 10/10/21 |
| 139 | @NYG | W | 11/4/19 | 107 | @NYG | L | 12/11/16 |
| 138 | @SF | W | 10/2/16 | 105 | PHI | W | 12/27/20 |
| 134 | CIN | W | 10/9/16 | 105 | @NYJ | L | 10/13/19 |
| 127 | @Sea | L | 9/23/18 | 104 | NYG | W | 9/10/17 |
| 125 | MIA | W | 9/22/19 | 106 | JAX | W | 10/14/18 |
| 122 | @Atl | W | 11/18/18 | 103 | @Phi | W | 12/31/17 |
| 122 | WAS | W | 12/29/19 | 103 | @Min | W | 11/22/20 |

Career 100-Yard Rushing Games

| Player | Games |
|------------------------------|-----------|
| Emmitt Smith | 76 |
| Tony Dorsett | 43 |
| Ezekiel Elliott | 30 |

Elliott set a franchise rookie record with 12 games of 20-plus carries, which was also the most by any NFL rusher in 2016. He has 40 career games with 20-plus carries. Dallas is 30-10 during those contests:

Ezekiel Elliott 20-plus Carry Games

(40 total)

| Opp | Date | Att | Yds | W/L | Opp | Date | Att | Yds | W/L |
|-----------|----------|-----|-----|-----|-----------------|-----------------|-----------|------------|----------|
| @Was. | 10/19/17 | 33 | 150 | W | @Atl.... | 11/18/18 | 23 | 122 | W |
| CHI | 9/25/16 | 30 | 140 | W | NO | 11/29/18 | 23 | 76 | W |
| GB | 10/8/17 | 29 | 116 | L | @Was .. | 9/15/19 | 23 | 111 | W |
| @GB.... | 10/16/16 | 28 | 157 | W | PHI..... | 10/20/19 | 22 | 111 | W |
| PHI..... | 12/9/18 | 28 | 113 | W | PHI..... | 10/30/16 | 22 | 96 | W |
| @NYJ.. | 10/13/19 | 28 | 105 | L | @Ari... | 9/25/17 | 22 | 80 | W |
| KC..... | 11/5/17 | 27 | 93 | W | @LAR.. | 9/13/20 | 22 | 96 | L |
| @Phi... | 12/31/17 | 27 | 103 | W | ATL | 9/20/20 | 22 | 89 | W |
| WAS ... | 11/22/18 | 26 | 121 | W | @NE... | 11/24/19 | 21 | 86 | L |
| @SF ... | 10/22/17 | 26 | 147 | W | @Was.. | 9/18/16 | 21 | 83 | W |
| DET ... | 9/30/18 | 25 | 152 | W | @Pit.... | 11/13/16 | 21 | 114 | W |
| BAL.... | 11/20/16 | 25 | 97 | W | LAR..... | 10/1/17 | 21 | 85 | L |
| @NYG.. | 12/11/16 | 24 | 107 | L | @Min... | 11/22/20 | 21 | 103 | W |
| NYG.... | 9/10/17 | 24 | 104 | W | NYG..... | 10/10/21 | 21 | 110 | W |
| SEA.... | 12/24/17 | 24 | 97 | L | NYG..... | 9/11/16 | 20 | 51 | L |
| JAX.... | 10/14/18 | 24 | 106 | W | WAS | 11/20/16 | 20 | 97 | W |
| LAR.... | 12/15/19 | 24 | 117 | W | @Min... | 12/1/16 | 20 | 86 | W |
| @NYG.. | 11/4/19 | 23 | 139 | W | @Hou .. | 10/7/18 | 20 | 54 | L |
| @SF ... | 10/2/16 | 23 | 138 | W | MIN..... | 11/10/19 | 20 | 47 | L |
| TB | 12/18/16 | 23 | 159 | W | Car..... | 10/3/21 | 20 | 143 | W |

★ KEEP IT ¹⁰⁰ ★

Ezekiel Elliott has posted 30 games with at least 100 rushing yards since 2016 - most in the NFL during that time:

100-Yard Rushing Games - 2016-21

| Player | Games |
|----------------------------------|-----------|
| Ezekiel Elliott, Dal..... | 30 |
| Derrick Henry, Ten | 25 |
| Nick Chubb, Cle | 22 |

Elliott has two 100-yard outings in 2021, which is tied for 10th:

100-Yard Rushing Games - 2021

| Player | Games | Player | Games |
|-----------------------|-------|------------------------------|----------|
| Jonathan Taylor | 10 | Dalvin Cook | 4 |
| Derrick Henry | 5 | D'Onta Foreman..... | 3 |
| Nick Chubb..... | 5 | Joe Mixon | 3 |
| Damien Harris | 5 | Rashaad Penny | 3 |
| Eli Mitchell | 5 | Ezekiel Elliott | 2 |

★ EZEKIEL ELLIOTT RUSHING TOUCHDOWNS BY TEAM ★



★ BIG-PLAY RUNS ★

Since entering the league in 2016, Ezekiel Elliott has posted the most "big-play" runs of 10-plus yards:

Big-Play Runs - 2016-21

| Player | 10+ Runs |
|-----------------------------------|------------|
| Ezekiel Elliott, Dal | 193 |
| Derrick Henry, Ten | 173 |
| Melvin Gordon III, LAC/Den | 146 |

In fact, Elliott has recorded a 10-plus yard run on 11.8% of his career carries, which ranks eighth in the NFL among active running backs and ranks 25th in NFL history (min. 750 att):

Career Big-Play Run Percentage - Active Running Backs

| Player | 10+ Run% | Player | 10+ Run% |
|---------------------|----------|------------------------------|--------------|
| Nick Chubb | 15.6% | Aaron Jones | 12.3% |
| Kareem Hunt | 13.1% | Chris Carson | 12.0% |
| Dalvin Cook | 12.9% | Ezekiel Elliott | 11.8% |
| Alvin Kamara | 12.4% | Jordan Howard | 11.8% |
| Derrick Henry | 12.3% | Christian McCaffrey ... | 11.4% |

Elliott is eighth among RBs in big-play runs (23) in 2021:

| Player | 10+ Runs | Player | 10+ Runs |
|-----------------------|----------|------------------------------|-----------|
| Jonathan Taylor | 48 | Joe Mixon | 26 |
| Nick Chubb | 39 | Javonte Williams..... | 24 |
| Dalvin Cook | 34 | Ezekiel Elliott | 23 |
| Najee Harris | 27 | Damien Harris..... | 22 |
| Eli Mitchell | 27 | Melvin Gordon II | 21 |

★ ALL I DO IS SCORE ★

Ezekiel Elliott's penchant for scoring touchdowns has put him in rarefied company, and with his rushing touchdown against Carolina (10/3), he became just the fifth player in NFL history to post 50 rushing touchdowns and 10 receiving touchdowns in the first 75 games of a career:

Players with 50 Rush TD and 10 Rec TD in First 75 Games

| Player | Rush TD | Rec TD | Total TD |
|------------------------------|-----------|-----------|-----------|
| Jim Brown | 68 | 11 | 79 |
| Marcus Allen | 52 | 15 | 67 |
| Arian Foster | 53 | 13 | 66 |
| Todd Gurley II | 59 | 12 | 71 |
| Ezekiel Elliott | 50 | 10 | 60 |

Elliott is the second Cowboys rusher to reach 50 scores on the ground in 75 games played, joining Emmitt Smith.

★ BY LAND AND BY AIR ★

Ezekiel Elliott has two games with a touchdown on the ground and in the air in 2021 (vs. NYG, 10/10 and vs. Was, 12/26) - giving him nine games since 2016, which are tied for the most such games in the league:

Games with Rush TD & Rec TD Since 2016

| Player | Team | Seasons | Games |
|-----------------------------|------------|----------------|----------|
| Christian McCaffrey | CAR | 2017-21 | 9 |
| Alvin Kamara | NO | 2017-21 | 9 |
| Ezekiel Elliott..... | DAL | 2016-21 | 9 |
| David Johnson | ARZ/HOU | 2016-21 | 6 |
| Kareem Hunt..... | KC/CLE | 2016-21 | 6 |

★ AIR & GROUND ★

Ezekiel Elliott has proven himself a dual-threat throughout his career, establishing a club record for the most games with 100 rush yards and 50 receiving yards in Cowboys history:

100 Rush Yds & 50 Rec. Yds Games

| Player | Games |
|-----------------------------|----------|
| Ezekiel Elliott..... | 5 |
| Tony Dorsett..... | 4 |
| Herschel Walker | 4 |
| Emmitt Smith | 4 |

His five career games with at least 100 rushing yards and 50 receiving yards are also tied for the most by any league rusher since he entered the NFL in 2016 (Christian McCaffrey):

| Player | Games | Player | Games |
|-----------------------------|----------|------------------------|-------|
| Ezekiel Elliott..... | 5 | James Conner | 4 |
| Christian McCaffrey..... | 5 | Todd Gurley | 4 |
| Le'Veon Bell | 4 | Four players tied..... | 3 |

Elliott is also the second player in team history with 1,000 rushing yards and 500 receiving yards in a single season, joining Herschel Walker (1988):

1,000 Rush Yds & 500 Rec. Yds

| Player | Season | Rush | Rec | Total |
|------------------------------|-------------|--------------|------------|--------------|
| Herschel Walker | 1988 | 1,514 | 505 | 2,019 |
| Ezekiel Elliott | 2018 | 1,434 | 567 | 2,001 |

Elliott was voted FedEx Ground Player of the Week for his Week 4 performance against Carolina (10/3/21), when he tallied 143 rushing yards on 20 carries.

★ ALWAYS HUNGRY ★

Dak Prescott and Ezekiel Elliott entered the NFL as part of the Cowboys 2016 Draft class and have shared a bond ever since. Since 2016, Prescott and Elliott have connected for the sixth-most touchdown hookups between a quarterback/running back duo in the NFL with 11 touchdowns:

| Players | Team | TDs |
|-------------------------------------|------------|-----------|
| Tom Brady/James White | NE | 20 |
| Philip Rivers/Austin Ekeler | LAC | 14 |
| Drew Brees/Alvin Kamara | NO | 14 |
| Jared Goff/Todd Gurley II | LAR | 12 |
| Aaron Rodgers/Aaron Jones | GB | 12 |
| Dak Prescott/Ezekiel Elliott | Dal | 11 |
| Cam Newton/Christian McCaffrey | Car | 11 |
| Matt Ryan/Tevin Coleman | Atl | 11 |
| Philip Rivers/Melvin Gordon III | LAC | 11 |

Elliott has 12 touchdown catches in his career, which rank fourth all-time by a running back in Cowboys history:

Most Touchdown Catches by a Cowboys Running Back

| Player | Seasons | Rec | Yds | Rec TDs |
|------------------------|----------------|------------|--------------|-----------|
| Dan Reeves | 1965-72 | 129 | 1,693 | 17 |
| Daryl Johnston | 1989-99 | 294 | 2,227 | 14 |
| Tony Dorsett | 1977-87 | 382 | 3,432 | 13 |
| Ezekiel Elliott | 2016-21 | 287 | 2,241 | 12 |
| Timmy Newsome | 1980-88 | 212 | 1,966 | 11 |
| Preston Pearson | 1975-80 | 189 | 2,274 | 11 |
| Emmitt Smith | 1990-02 | 486 | 3,012 | 11 |

★ GO AHEAD TD GLUTTON ★

Ezekiel Elliott has been a touchdown machine for the Cowboys, and he has been extra hungry in the pivotal moments of games, scoring 28 touchdowns to put the Cowboys ahead in the game since his rookie season - tied for the most go ahead touchdowns of any non-passer in the NFL:

Go Ahead Rush and Rec TDs - 2016-21

| Player | Rush TD | Rec TD | Total TDs |
|------------------------|-----------|----------|-----------|
| Davante Adams | 0 | 28 | 28 |
| Ezekiel Elliott | 23 | 5 | 28 |
| Melvin Gordon | 22 | 5 | 27 |
| Derrick Henry | 22 | 0 | 22 |
| Todd Gurley | 15 | 6 | 21 |
| Tyreek Hill | 2 | 19 | 21 |
| Alvin Kamara | 14 | 6 | 20 |
| Travis Kelce | 1 | 19 | 20 |
| Aaron Jones | 14 | 5 | 19 |
| Amari Cooper | 0 | 18 | 18 |
| Adam Thielen | 0 | 18 | 18 |

★ ALL-TIME COWBOYS RUSHERS ★

Below are Ezekiel Elliott's rankings in several key offensive categories in Cowboys history:

RUSH ATTEMPTS

| | |
|------------------------|--------------|
| Emmitt Smith | 4,052 |
| Tony Dorsett | 2,755 |
| Ezekiel Elliott | 1,632 |
| Don Perkins | 1,500 |

RUSH YARDS

| | |
|------------------------|--------------|
| Emmitt Smith | 17,162 |
| Tony Dorsett | 12,036 |
| Ezekiel Elliott | 7,299 |
| Don Perkins | 6,217 |

YARDS-PER-ATTEMPT

| | |
|------------------------|-------------|
| DeMarco Murray | 4.85 |
| Ezekiel Elliott | 4.49 |
| Tony Dorsett | 4.37 |
| Walt Garrison | 4.32 |

RUSHING TOUCHDOWNS

| | |
|------------------------|-----------|
| Emmitt Smith | 153 |
| Tony Dorsett | 72 |
| Ezekiel Elliott | 56 |

SCRIMMAGE YARDS

| | |
|------------------------|--------------|
| Emmitt Smith | 20,174 |
| Tony Dorsett | 15,468 |
| Jason Witten | 12,977 |
| Michael Irvin | 11,910 |
| Ezekiel Elliott | 9,540 |

SCRIMMAGE YPG

| | |
|------------------------|--------------|
| Ezekiel Elliott | 109.7 |
| DeMarco Murray | 108.0 |
| Emmitt Smith | 100.4 |
| Tony Dorsett | 98.5 |

TOTAL TOUCHDOWNS

| | |
|------------------------|-----------|
| Emmitt Smith | 164 |
| Tony Dorsett | 86 |
| Bob Hayes | 76 |
| Dez Bryant | 75 |
| Jason Witten | 72 |
| Ezekiel Elliott | 68 |
| Michael Irvin | 65 |

★ HUNGRY? GRAB SCRIMMAGE YARDS ★

Ezekiel Elliott ranked eighth among running backs - 15th overall - in the NFL with 1,317 scrimmage yards in 2020 and ranks eighth in 2021 with 1,199:

Scrimmage Yards by Running Backs in 2021

| Player | Team | Rush Yds | Rec Yds | Tot Yds |
|------------------------|------------|------------|------------|--------------|
| Jonathan Taylor | Ind | 1,734 | 342 | 2,076 |
| Najee Harris | Pit | 1,172 | 440 | 1,612 |
| Joe Mixon | Cin | 1,205 | 314 | 1,519 |
| Austin Ekeler | LAC | 847 | 612 | 1,459 |
| Nick Chubb | Cle | 1,201 | 172 | 1,373 |
| Dalvin Cook | Min | 1,080 | 221 | 1,301 |
| Leonard Fournette | TB | 812 | 454 | 1,266 |
| Ezekiel Elliott | Dal | 915 | 284 | 1,199 |
| Aaron Jones | GB | 799 | 391 | 1,190 |

This is Elliott's sixth-consecutive season with at least 1,000 scrimmage yards, which is the second-longest streak in Cowboys history (Emmitt Smith, 13 seasons), and the longest active streak by any player in the NFL. Elliott's six total seasons with 1,000 scrimmage yards rank fourth in team history:

Most Years with 1,000 Scrimmage Yards, Cowboys History

| Player | 1,000-Yd Yrs | Player | 1,000-Yd Yrs |
|--------------|--------------|------------------------|--------------|
| Emmitt Smith | 13 | Michael Irvin | 7 |
| Tony Dorsett | 9 | Ezekiel Elliott | 6 |

Elliott also leads all players in scrimmage yards since he entered the league in 2016 and is the only player in the NFL with at least 7,000 rushing yards and 2,000 receiving yards in that time:

Scrimmage Yards Leaders Since 2016

| Player | Rush Yds | Rec Yds | Tot Yds |
|------------------------|--------------|--------------|--------------|
| Ezekiel Elliott | 7,299 | 2,241 | 9,540 |
| Derrick Henry | 6,797 | 846 | 7,643 |
| Melvin Gordon III | 5,393 | 2,046 | 7,439 |

Elliott ranks eighth in scrimmage yards-per-game among all players in the Super Bowl era:

| Player | Scr. Yds/G | Player | Scr. Yds/G |
|---------------|------------|------------------------|--------------|
| Billy Sims | 119.6 | C. McCaffrey | 113.8 |
| Barry Sanders | 118.9 | Walter Payton | 111.9 |
| Dalvin Cook | 115.3 | Arian Foster | 110.9 |
| Terrell Davis | 113.9 | Ezekiel Elliott | 109.7 |

★ KEEP IT ¹⁰⁰ PART 2 ★

Ezekiel Elliott does not discriminate when it comes to 100-yard games, gobbling up yards on the ground and in the air throughout his career to the tune of 48 games with 100 scrimmage yards - by far the most of any player in the NFL since 2016:

100 Scrimmage Yard Games - 2016-21

| Player | Games |
|-----------------------------|-----------|
| Ezekiel Elliott, Dal | 48 |
| Alvin Kamara, NO | 35 |
| Christian McCaffrey, Car | 32 |
| Dalvin Cook, Min | 31 |
| Julio Jones, Atl/Ten | 31 |
| D. Adams/D. Henry | 30 |

In fact, Elliott's 48 games with 100 scrimmage yards rank 15th by any NFL player in the first six years of a career, and second in Cowboys history behind Emmitt Smith's 59 games in the first six years of his career.

Elliott's 48 games with 100 scrimmage yards rank third in Cowboys history, recently passing Michael Irvin (47):

Dallas Cowboys 100-Yard Scrimmage Games

| Player | Career Gms | 100-Yd Gms | 100-Yd% |
|------------------------|------------|------------|--------------|
| Emmitt Smith | 201 | 100 | 49.8% |
| Tony Dorsett | 157 | 71 | 45.2% |
| Ezekiel Elliott | 87 | 48 | 55.2% |
| Michael Irvin | 159 | 47 | 29.5% |
| Calvin Hill | 73 | 30 | 41.1% |

★ CONSUMMATE CONSUMER ★

Ezekiel Elliott's first five NFL seasons have put him in the upper echelon of running backs at the outset of a career, as he is one-of-four players in NFL history to record 1,200 scrimmage yards and seven touchdowns in each of his first five years:

| Players with 1,200 Yards and Seven TDs in First Five Years | | | |
|--|----------------|--------------|-----------|
| Player | Seasons | Total Yards | Total TD |
| Ricky Watters | 1992-96 | 7,852 | 58 |
| Randy Moss | 1998-02 | 6,884 | 60 |
| LaDainian Tomlinson | 2001-05 | 9,753 | 80 |
| Ezekiel Elliott | 2016-20 | 8,341 | 56 |

Elliott surpassed 9,000 career scrimmage yards at Minnesota (10/31), becoming the 25th player to reach the mark in his first six NFL seasons, but the fifth-fastest in the Super Bowl era by accomplishing the feat in only 78 career games:

| Fastest Players to 9,000 Scrimmage Yards | | | |
|--|-----------|--------------|--------------|
| Player | Games | Touches | Total Yards |
| Edgerrin James | 72 | 1,929 | 9,096 |
| LaDainian Tomlinson | 72 | 1,874 | 9,020 |
| Eric Dickerson | 73 | 1,849 | 9,072 |
| Le'Veon Bell | 75 | 1,802 | 9,076 |
| Ezekiel Elliott | 78 | 1,792 | 9,040 |

Elliott also eclipsed 7,000 rushing yards against Denver (11/7), becoming the 11th NFL player to reach the mark in his first 79 games and the second Cowboys player (Emmitt Smith, 79 games):

Players With 7,000 Rush Yards in First 79 NFL Games

| Player | Rush Att | Rush Yards |
|------------------------------|--------------|--------------|
| Eric Dickerson | 1,877 | 8,820 |
| Earl Campbell | 1,729 | 7,703 |
| Edgerrin James | 1,805 | 7,636 |
| Terrell Davis | 1,655 | 7,607 |
| Barry Sanders | 1,571 | 7,511 |
| Walter Payton | 1,676 | 7,508 |
| Emmitt Smith | 1,677 | 7,460 |
| LaDainian Tomlinson | 1,702 | 7,361 |
| Clinton Portis | 1,598 | 7,323 |
| Adrian Peterson | 1,519 | 7,251 |
| Ezekiel Elliott | 1,541 | 7,006 |

★ FORWARD MOMENTUM ★

The Dallas Cowboys have a tandem of running backs that are among the best at providing positive yards at every opportunity, with Ezekiel Elliott recording a negative rush on only 6.85% of his 219 carries - the 14th-lowest percentage - and Tony Pollard with four negative rushes on 130 attempts (3.08%):

Lowest Negative Rush Percentage By RB in 2021

| Player | Rush | Stuff% | Player | Rush | Stuff% |
|-------------------------|------------|--------------|--------------------------|------------|--------------|
| T. Pollard | 130 | 3.08% | C. Patterson | 149 | 6.71% |
| C. Edmonds | 116 | 3.45% | C. Edwards-Helaire | 119 | 6.72% |
| D. Henderson | 149 | 4.03% | A. Ekeler | 190 | 6.84% |
| A.J. Dillon | 173 | 4.62% | E. Elliott | 219 | 6.85% |
| S. Michel | 187 | 5.35% | J. Conner | 187 | 6.95% |
| M. Ingram | 160 | 5.63% | D. Foreman | 112 | 7.14% |
| D. Singletary | 169 | 5.92% | J. Robinson | 164 | 7.32% |
| J. Jacobs | 191 | 6.28% | A. Gibson | 237 | 8.02% |
| J. Williams | 140 | 6.43% | M. Sanders | 137 | 8.03% |
| L. Fournette | 180 | 6.67% | N. Chubb | 207 | 8.21% |

*min. 100 carries

★ GIVE HIM 200 ★

Ezekiel Elliott owns four 200 scrimmage yard games in his career - tied with DeMarco Murray and Emmitt Smith for the most such games in Cowboys history. Marshall Faulk owns the NFL record with 14 200-yard games.

Ezekiel Elliott 200-Yard Games

| Opp, Date | Rush Yds | Rec Yds | Tot Yds |
|------------------------|----------|---------|---------|
| vs. Det, 9/30/18 | 152 | 88 | 240 |
| at SF, 10/22/17 | 147 | 72 | 219 |
| at Pit, 11/13/16 | 114 | 95 | 209 |
| at Atl, 11/18/18 | 122 | 79 | 201 |

★ MR. TOUCHDOWN ★

Ezekiel Elliott reached 50 career touchdowns - 41 rushing and nine receiving - in the 2020 season opener at the LA Rams. He currently sits at 59 scores, the 11th Cowboy to reach 50 career touchdowns and the fourth to do so in his first five seasons, joining Emmitt Smith (75), Dez Bryant (58) and Bob Hayes (53):

Cowboys Players with 50 TDs Through First Five Years

| Player | Gms | Rush TD | Rec TD | Ret TD | Tot TD |
|------------------------------|-----------|-----------|-----------|----------|-----------|
| Emmitt Smith | 77 | 71 | 4 | 0 | 75 |
| Dez Bryant | 75 | 0 | 56 | 2 | 58 |
| Ezekiel Elliott | 71 | 46 | 10 | 0 | 56 |
| Bob Hayes | 64 | 1 | 49 | 3 | 53 |

Elliott's 68 touchdowns since 2016 are tied for second in the NFL, behind only Todd Gurley's 69 scores.

★ CENTURY 21 ★

Ezekiel Elliott continues to defy mediocrity after posting a two-game streak with 100 rushing yards, starting against Carolina (10/3) through the N.Y. Giants (10/10) - his longest streak since a three-game clip in 2019 and tied for the fifth-longest of his career:

Ezekiel Elliott 100-Yard Rushing Streaks

| Opp/Streak Dates | Length | Total RushYds |
|---|----------|---------------|
| vs. Chi, 9/25/16 - at GB, 10/16/16 | 4 | 569 |
| at NYJ, 10/13/19 - at NYG, 11/4/19 | 3 | 355 |
| at Phi, 11/11/18 - vs. Was, 11/22/18 | 3 | 394 |
| vs. GB, 10/8/17 - at Was, 10/29/17 | 3 | 413 |
| vs. Car, 10/3/21 - vs. NYG, 10/10/21 | 2 | 253 |
| at Was, 9/15/19 - vs. Mia, 9/22/19 | 2 | 236 |
| at Sea, 9/23/18 - vs. Det, 9/30/18 | 2 | 279 |
| at NYG, 12/11/16 - vs. TB, 12/18/16 | 2 | 266 |

★ WHAT CAN ZEKE DO FOR YOU? ★

Ezekiel Elliott had a four-game streak with 100 scrimmage yards, spanning games from Philadelphia (9/27) through New England (10/17) - tied for the fourth-longest streak of his career, and it is the second-longest streak by a player in 2021.

Longest Streaks with 100 Scrimmage Yds, Cowboys History

| Player | Gms | Player | Gms |
|---------------------------------|-----|-------------------------------------|----------|
| Herschel Walker (1987-88) | 10 | Emmitt Smith (1992) | 6 |
| Ezekiel Elliott (2018) | 8 | Ezekiel Elliott (2016) | 5 |
| DeMarco Murray (2014) | 8 | DeMarco Murray (2013) | 5 |
| Emmitt Smith (1993-94) | 8 | Emmitt Smith (1993) | 5 |
| Michael Irvin (1995) | 7 | Tony Dorsett (1985) | 5 |
| Calvin Hill (1973) | 7 | Tony Dorsett (1981) | 5 |
| Ezekiel Elliott (2016) | 6 | Ezekiel Elliott (2021) | 4 |
| Emmitt Smith (1995) | 6 | Many others tied | 4 |

★ COMPLETE BACK ★

Ezekiel Elliott is an integral part in protecting the quarterback in Dallas' passing attack, picking up blitzers and helping combat opposing rushers. Since 2018, he has finished in the top-five in pass block snaps among running backs and has allowed a pressure on very few of those block attempts, posting efficiency numbers above 90.0% every year of his career, per PFF:

| Year | Pass Blk Snps | Eff% | Year | Pass Blk Snps | Eff% |
|-------------------|-----------------|--------------|------------|---------------|-------|
| 2021 | 67 (9th) | 91.5% | 2018 | 88 (5th) | 95.2% |
| 2020 | 99 (1st) | 94.0% | 2017 | 43 (23rd) | 94.7% |
| 2019 | 106 (2nd) | 93.7% | 2016 | 60 (20th) | 95.5% |

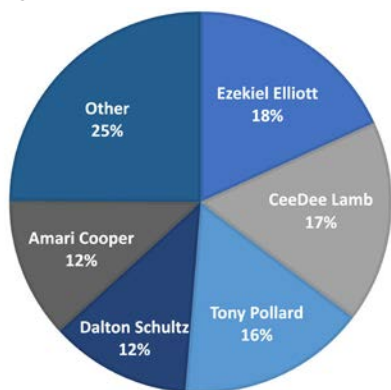
9

Dallas had nine rushes of 10-plus yards against Carolina (10/3), which is tied for the second-highest total in a single game for the Cowboys since 2000. Dallas' highest figure was 10 rushes of 10-or-more yards three different times.

★ DIVIDING UP THE PIE ★

Dallas Cowboys Head Coach Mike McCarthy has a plethora of offensive weapons at his disposal. Below is a breakdown of the percentage of yards gained by player in 2021:

Dallas Cowboys Offensive Breakdown - 6,606 Gross Yards



★ DOUBLE TROUBLE ★

Tony Pollard complements Ezekiel Elliott as a second option in the Cowboys backfield, and in 2021 he has two 100-yard games as a dual threat option, giving him five for his career:

| Tony Pollard Career 100-Yard Scrimmage Games | | | |
|--|------------|-----------|------------|
| Opp, Date | Rush Yds | Rec Yds | Tot Yds |
| vs. LAR, 12/15/19 | 131 | 12 | 143 |
| at LAC, 9/19/21 | 109 | 31 | 140 |
| vs. SF, 12/20/20 | 69 | 63 | 132 |
| vs. Mia, 9/22/19 | 103 | 25 | 128 |
| vs. NYG, 10/10/21 | 75 | 28 | 103 |

Pollard has 17 rushes of 10-plus yards on the season - 27th in the NFL - on only 130 carries, which at 13.1% ranks as the 11th-highest percentage of 10+ runs in the league (min. 100 carries):

Highest Percentage of 10-Plus Yard Runs by RB in 2021

| Player | 10+ Run% | Player | 10+ Run% |
|---------------------|----------|-----------------------|--------------|
| Nick Chubb | 17.8% | Dalvin Cook | 14.5% |
| Chase Edmonds | 15.5% | Darrell Henderson | 13.4% |
| Jonathan Taylor | 15.1% | Cordarrelle Patterson | 13.4% |
| Rhamondre Stevenson | 14.7% | D'Andre Swift | 13.2% |
| Miles Sanders | 14.6% | Tony Pollard | 13.1% |
| Eli Mitchell | 14.5% | Javonte Williams | 12.6% |

★ SEEING DOUBLE ★

Dallas had two running backs in Ezekiel Elliott (112) and Tony Pollard (103) eclipse 100 scrimmage yards against the N.Y. Giants - the first time Dallas had two running backs over the century mark since 12/5/19 against the LA Rams, and the fifth time since 1989:

Cowboys Running Backs with 100 Scrimmage Yards

| Opp, Date | RB1 | RB2 |
|--------------------------|-------------------------|-------------------------|
| vs. NYG, 10/10/21 | E. Elliott (112) | T. Pollard (103) |
| vs. LAR, 12/15/19 | E. Elliott (160) | T. Pollard (143) |
| vs. Mia, 9/22/19 | E. Elliott (139) | T. Pollard (128) |
| vs. Atl, 9/27/15 | J. Randle (105) | L. Dunbar (105) |
| vs. Car, 9/28/09 | F. Jones (114) | T. Choice (118) |

★ DAILY DOUBLE FOR 1,000, ALEX ★

Ezekiel Elliott and Tony Pollard are the first Cowboys running back tandem to record 1,000 scrimmage yards in the same season since Tony Dorsett and Herschel Walker in 1986, and only the fifth time overall:

Cowboys RB Tandem with 1,000 Scrimmage Yards

| Season | RB1 | RB2 |
|-------------|--------------------------------|-----------------------------|
| 2021 | Ezekiel Elliott (1,199) | Tony Pollard (1,056) |
| 1986 | Herschel Walker (1,574) | Tony Dorsett (1,015) |
| 1983 | Tony Dorsett (1,608) | Ron Springs (1,130) |
| 1972 | Calvin Hill (1,400) | Walt Garrison (1,174) |
| 1962 | Amos Marsh (1,269) | Don Perkins (1,049) |



29%

Tony Pollard has two touchdowns and 35 first downs on 130 carries in 2021 and is averaging a first down or touchdown on 28.5% of his carries in 2021 - the 18th-highest percentage among all running backs, min 100 carries.

★ SETTING THE TABLE ★

The Dallas Cowboys have been one of the most efficient offenses in 2021, and a large part of that success stems from their ability to pick up yards on first down, as they rank fourth in the NFL in percentage of first down plays gaining four-or-more yards:

| Team | 1stD Plays | 4+ Yd Gains | 4+ Pct |
|---------------|------------|-------------|--------------|
| Kansas City | 496 | 270 | 54.4% |
| Las Vegas | 457 | 244 | 53.4% |
| LA Chargers | 469 | 249 | 53.1% |
| Dallas | 490 | 259 | 52.9% |
| Green Bay | 458 | 242 | 52.8% |

Tony Pollard ranks third in rushing average by running backs on first down in 2021 (5.44):

| Player | 1stD Rush | 1stD Yds | 1stD Avg. |
|---------------------|-----------|------------|-------------|
| Miles Sanders | 79 | 475 | 6.01 |
| Jonathan Taylor | 173 | 1,020 | 5.90 |
| Tony Pollard | 78 | 424 | 5.44 |
| Aaron Jones | 109 | 576 | 5.28 |
| Devonta Freeman | 73 | 377 | 5.16 |

The Cowboys are having the most success rushing the ball on second down in 2021, averaging 4.95 yards-per-carry:

Dallas Cowboys Yards-Per-Rush in 2021

| 1st Down | 2nd Down | 3rd Down | 4th Down |
|------------|-----------|------------|------------|
| 4.29 | 4.95 | 3.77 | 4.00 |
| Rank: 16th | Rank: 7th | Rank: 23rd | Rank: 19th |

Dallas ranks 11th in 2021 by averaging 27.6 rush attempts-per-game, which have produced the 10th-most rushing yards-per-game this season at 121.8.

2.96

Dallas' rushers are averaging 2.96 yards-after-contact-per-attempt in 2021 - the 11th-highest average in the league - and have forced 55 missed tackles on the year.



12

Since Amari Cooper's trade to Dallas in Week 9 of 2018, he has produced 12 touchdown catches of 20-plus yards, tied for second in the NFL. In fact, 44.4% of Cooper's 27 regular season touchdowns with Dallas have come from 20-plus yards.

★ THE AMARI EFFECT ★

Amari Cooper has been a reliable target for the Cowboys and has been particularly efficient at moving the chains for the offense, recording 189 first down receptions (ninth) spanning four seasons since his trade to Dallas:

NFL 1st Down Receiving Leaders - Week 9, 2018 to 2021

| Player | GP | Rec | Yds | TD | 1st | 1st% |
|--------------------------|-----------|------------|--------------|-----------|------------|--------------|
| Travis Kelce, KC | 54 | 349 | 4,430 | 30 | 243 | 69.6% |
| Davante Adams, GB | 49 | 374 | 4,565 | 41 | 242 | 64.7% |
| Keenan Allen, LAC | 54 | 360 | 3,967 | 25 | 224 | 62.2% |
| DeAndre Hopkins, Ari | 49 | 323 | 3,927 | 26 | 218 | 67.5% |
| Tyreek Hill, KC | 51 | 298 | 4,147 | 36 | 200 | 67.1% |
| Stefon Diggs, Min/Buf | 54 | 328 | 4,243 | 28 | 197 | 60.1% |
| DJ Moore, Car | 55 | 276 | 3,945 | 13 | 196 | 71.0% |
| Mike Evans, TB | 53 | 245 | 3,863 | 37 | 193 | 78.8% |
| Amari Cooper, Dal | 55 | 287 | 3,814 | 27 | 189 | 65.9% |
| Chris Godwin, TB | 49 | 280 | 3,778 | 24 | 187 | 66.8% |

Cooper has also demonstrated a penchant for scoring touchdowns in his tenure with the Cowboys, posting 27 touchdown receptions - tied for 10th in the NFL - and finding the end zone on 9.4% of his catches:

Wide Receiver Touchdown Leaders - Week 9, 2018 to 2021

| Player | Rec | TD | TD% |
|--------------------------|------------|-----------|-------------|
| Davante Adams, GB | 374 | 41 | 10.9% |
| Mike Evans, TB | 245 | 37 | 15.1% |
| Tyreek Hill, KC | 298 | 36 | 12.1% |
| Adam Thielen, Min | 210 | 33 | 15.7% |
| Travis Kelce, KC | 349 | 30 | 8.6% |
| Cooper Kupp, LAR | 334 | 29 | 8.7% |
| DK Metcalf, Sea | 211 | 29 | 13.7% |
| Stefon Diggs, Min/Buf | 328 | 28 | 8.5% |
| Tyler Lockett, Sea | 282 | 28 | 9.9% |
| Mark Andrews, Bal | 237 | 27 | 11.4% |
| Amari Cooper, Dal | 287 | 27 | 9.4% |
| DeAndre Hopkins, Hou/Ari | 323 | 26 | 8.1% |

Since Cooper joined the Cowboys offense, he leads all Cowboys receivers with 46 receiving first downs on third down and has converted 77.9% (46-of-59) of his 59 third down receptions into first downs.

★ COOP CONVERTER ★

Amari Cooper has been a consistent first down machine for the Cowboys in 2021, converting 66.7% of his 60 receptions for a first down, which is the 30th-highest conversion rate in the league this year (min 30 rec) and second on the Cowboys:

Cowboys Highest First Down Reception Pct in 2021

| Player | Rec | 1stD | 1stD % |
|---------------------|-----------|-----------|--------------|
| CeeDee Lamb | 77 | 52 | 67.5% |
| Amari Cooper | 63 | 42 | 66.7% |
| Michael Gallup | 35 | 23 | 65.7% |
| Cedrick Wilson | 40 | 22 | 55.0% |
| Dalton Schultz | 75 | 41 | 54.7% |
| Tony Pollard | 39 | 15 | 38.5% |
| Ezekiel Elliott | 46 | 16 | 34.8% |

At Minnesota (10/31) and Tampa Bay (9/9), Cooper converted eight catches for first downs, the third-highest single-game first down total in the league in 2021:

Single-Game First Downs By Individual Player

| Player | Opp, Date | Rec | 1st | 1st% |
|---------------------|-------------------------|-----------|----------|---------------|
| Tee Higgins | vs. Bal, 12/26/21 | 12 | 12 | 100.0% |
| Mark Andrews | vs. GB, 12/19/21 | 10 | 10 | 100.0% |
| Davante Adams | at SF, 9/26/21 | 12 | 9 | 75.0% |
| Davante Adams | at Cin, 10/10/21 | 11 | 9 | 81.8% |
| Tyreek Hill | at Phi, 10/3/21 | 11 | 9 | 81.8% |
| Tyreek Hill | vs. NYG, 11/1/21 | 12 | 9 | 75.0% |
| Justin Jefferson | at Det, 12/5/21 | 11 | 9 | 81.8% |
| Mark Andrews | vs. Ind, 10/11/21 | 11 | 8 | 72.7% |
| Davante Adams | at Chi, 12/12/21 | 10 | 8 | 80.0% |
| Amari Cooper | at TB, 9/9/21 | 13 | 8 | 61.5% |
| Amari Cooper | at Min, 10/31/21 | 8 | 8 | 100.0% |
| Stefon Diggs | at Ten, 10/18/21 | 9 | 8 | 88.9% |
| Tyreek Hill | vs. Cle, 9/12/21 | 11 | 8 | 72.7% |
| Justin Jefferson | vs. Sea, 9/26/11 | 9 | 8 | 88.9% |
| George Kittle | at Cin, 12/12/21 | 13 | 8 | 61.6% |
| Cooper Kupp | at Ind, 9/19/21 | 9 | 8 | 88.9% |
| Cooper Kupp | vs. Det, 10/24/21 | 10 | 8 | 80.0% |
| CeeDee Lamb | at NE, 10/17/21 | 9 | 8 | 88.9% |
| Kadarius Toney | at Dal, 10/10/21 | 9 | 8 | 88.9% |

★ CHECKMATE COOPER ★

Amari Cooper established a career-high 92 catches on the 2020 season, surpassing his previous high of 83:

| Season | Team | Rec | Yards | TD |
|-------------|---------------|-----------|------------|----------|
| 2020 | Dallas | 92 | 1,114 | 5 |
| 2016 | Oakland | 83 | 1,153 | 5 |
| 2019 | Dallas | 79 | 1,189 | 8 |
| 2018 | Dal/Oak | 75 | 1,005 | 7 |
| 2015 | Oakland | 72 | 1,070 | 6 |
| 2021 | Dallas | 63 | 786 | 8 |
| 2017 | Oakland | 48 | 680 | 7 |

Cooper's 92 receptions are tied for the eighth-most in single-season team history, and he is only the fourth Cowboys player to eclipse 90 catches in a season:

Cowboys Players to Record 90 Catches in a Season

| Player | 90-Catch Seasons |
|---------------------|----------------------|
| Jason Witten | 4 (2007, 09, 10, 12) |
| Dez Bryant | 2 (2012, 13) |
| Michael Irvin | 2 (1991, 95) |
| Amari Cooper | 1 (2020) |

Cooper also eclipsed 1,000 receiving yards in 2020, marking his third consecutive year topping 1,000 yards and fifth season overall for his career. Cooper is just the 11th player in NFL history to open a career with at least five 1,000-yard seasons in his first six years:

| Player | Team(s) | Seasons | 1,000-Yd Seasons |
|---------------------|----------------|----------------|------------------|
| Mike Evans | TB | 2014-19 | 6 |
| Randy Moss | Min | 1998-03 | 6 |
| Lance Alworth | SD | 1963-67 | 5 |
| Odell Beckham Jr. | NYG/Cle | 2014-19 | 5 |
| Marques Colston | NO | 2006-11 | 5 |
| Amari Cooper | Oak/Dal | 2015-20 | 5 |
| A.J. Green | Cin | 2011-15 | 5 |
| Torry Holt | Stl | 2000-04 | 5 |
| Chad Johnson | Cin | 2002-06 | 5 |
| Brandon Marshall | Den/Mia | 2007-11 | 5 |
| Jerry Rice | SF | 1986-90 | 5 |

★ COOPER'S CATCHES BY TEAM ★

Following the game against San Francisco (12/20/20) in which he caught two passes, Amari Cooper now has caught a pass against every NFL team except for the Cowboys and Raiders - the two teams he has played for. Below are Cooper's receptions by team:

| | | | | | | |
|---|---|---|---|---|---|---|
|  |  |  |  | | | |
| 42 | 36 | 32 | 30 | | | |
|  |  |  |  |  |  |  |
| 29 | 29 | 28 | 28 | 26 | 21 | 21 |
|  |  |  |  | | | |
| 18 | 18 | 17 | 15 | | | |
|  |  |  |  |  |  | |
| 12 | 12 | 12 | 10 | 10 | 10 | |
|  |  |  |  |  | | |
| 9 | 9 | 9 | 8 | 7 | | |
|  |  |  |  | | | |
| 4 | 4 | 4 | 2 | | | |

Since his trade to Dallas in the middle of 2018, Cooper has caught 12 touchdowns against the NFC East, tied for the fourth-most by any player against his own division in that span:

| Player | TD Rec | Player | TD Rec |
|--------------------------|-----------|------------------------|--------|
| Davante Adams..... | 16 | Tyler Lockett..... | 12 |
| Chris Godwin..... | 14 | Mark Andrews..... | 11 |
| Stefon Diggs..... | 14 | Marvin Jones Jr..... | 11 |
| Amari Cooper..... | 12 | Five players tied..... | 10 |

★ FLY THE COOP ★

Amari Cooper makes the most of his opportunities in the passing game, registering a first down or touchdown on 79.4% of his catches, which ranks 10th among all wide receivers with at least 40 touches in 2021:

1st Down and TD Pct, NFL Wide Receivers in 2021

| Player | 1st/TD% | Player | 1st/TD% |
|-----------------------|---------|--------------------------|--------------|
| DeAndre Hopkins..... | 95.2% | Tee Higgins..... | 79.7% |
| Mike Evans..... | 92.7% | Amari Cooper..... | 79.4% |
| Ja'Marr Chase..... | 86.1% | Mike Williams..... | 79.1% |
| Robert Woods..... | 84.4% | Antonio Brown..... | 78.6% |
| DK Metcalf..... | 84.3% | A.J. Green..... | 78.0% |
| Emmanuel Sanders..... | 83.3% | Davante Adams..... | 77.8% |
| Tim Patrick..... | 82.9% | Justin Jefferson..... | 77.7% |
| Marquez Callaway..... | 82.6% | A.J. Brown..... | 76.3% |

Cooper has been assigned only three dropped passes on the year by PFF, which is tied for sixth in the league among all wide receivers to play at least 50% of their teams passing snaps in 2021:

Fewest Drops Among WR in 2021, per PFF

| Player | Drops | Player | Drops |
|--------------------------|----------|-----------------------|-------|
| Tyler Lockett..... | 1 | Stefon Diggs..... | 3 |
| Courtland Sutton..... | 1 | Marvin Jones Jr..... | 3 |
| Terry McLaurin..... | 2 | Jakobi Myers..... | 3 |
| Hunter Renfrow..... | 2 | DeVonta Smith..... | 3 |
| Amon-Ra St. Brown..... | 2 | Six players tied..... | 4 |
| Amari Cooper..... | 3 | | |

★ THAT'S AMARI! ★

Amari Cooper has changed the way Dallas operates in the passing game, stretching defenses and providing a touchdown threat from anywhere on the field. Since Dallas acquired Cooper, 12 of his 26 touchdowns have come from 20-plus yards - third league-wide from Week 9, 2018 through 2021:

20+ Yard Touchdown Receptions from Week 9, 2018-2021

| Player | Rec | TD | 20+ TD | 20+ Pct. |
|--------------------------------|------------|-----------|-----------|--------------|
| Tyreek Hill, KC..... | 298 | 36 | 19 | 52.8% |
| Mike Evans, TB..... | 245 | 37 | 13 | 35.1% |
| Amari Cooper, Dal..... | 287 | 27 | 12 | 44.4% |
| Antonio Brown, Pit/Ne/TB..... | 146 | 16 | 11 | 68.8% |
| Marquise Brown, Bal..... | 192 | 21 | 11 | 52.4% |
| D.K. Metcalf, Sea..... | 211 | 29 | 11 | 37.9% |
| Mike Williams, LAC..... | 190 | 21 | 11 | 52.4% |
| Nelson Agholor, Phi/LV/NE..... | 146 | 17 | 10 | 58.8% |
| Diontae Johnson, Pit..... | 239 | 19 | 10 | 52.5% |
| Tyler Lockett, Sea..... | 282 | 28 | 10 | 35.7% |

★ CATCH ME IF YOU CAN ★

Amari Cooper caught 10 passes for 81 yards in the 2020 season opener at the LA Rams (9/13/20), and then 13 passes for 139 yards in the 2021 season opener at Tampa Bay (9/9). Cooper's 13 catches are the most by a Cowboys player in the opening game of a season, surpassing the previous record which he tied with his 2020 performance:

| Player | Opp, Date | Rec. |
|--------------------------|----------------------|-----------|
| Amari Cooper..... | @TB, 9/9/21 | 13 |
| Amari Cooper..... | @LAR, 9/13/20 | 10 |
| Miles Austin..... | @WAS, 9/12/10 | 10 |
| Miles Austin..... | NYG, 9/8/13 | 10 |
| Frank Clarke..... | WAS, 9/16/62 | 10 |
| Frank Clarke..... | STL, 9/12/64 | 10 |
| Tony Dorsett..... | @LAR, 9/3/84 | 10 |

Cooper owns 10 career games with 10-plus catches - including six games as a Dallas Cowboy. His six games with Dallas are the third-most in a Cowboys career:

| Player | 10+ Rec Gms |
|--------------------------|-------------|
| Jason Witten..... | 11 |
| Michael Irvin..... | 7 |
| Amari Cooper..... | 6 |
| Miles Austin..... | 5 |
| Dez Bryant..... | 4 |

Since the start of 2018, his seven games - between Oakland and Dallas - with 10-plus catches rank eighth in the NFL:

| Player | Games | Player | Games |
|--------------------------|-------|--------------------------|----------|
| Michael Thomas..... | 15 | DeAndre Hopkins..... | 8 |
| Davante Adams..... | 14 | Tyreek Hill..... | 8 |
| Christian McCaffrey..... | 10 | Cooper Kupp..... | 8 |
| Stefon Diggs..... | 9 | Amari Cooper..... | 7 |

Additionally, Cooper has three games with at least 10 catches, over 100 receiving yards and two touchdowns, making him one-of-23 players in the Super Bowl era with three such games:

Career Games with 10 Rec, 100 Yds and Two TDs

| Player | Games | Player | Games |
|----------------------|-------|--------------------------|----------|
| Davante Adams..... | 7 | Isaac Bruce..... | 3 |
| Antonio Brown..... | 7 | Amari Cooper..... | 3 |
| Chad Johnson..... | 6 | Zach Ertz..... | 3 |
| Cris Carter..... | 5 | Mike Evans..... | 3 |
| Andre Rison..... | 5 | Tyreek Hill..... | 3 |
| Keenan Allen..... | 4 | DeAndre Hopkins..... | 3 |
| Tony Gonzalez..... | 4 | Julio Jones..... | 3 |
| Marvin Harrison..... | 4 | Randy Moss..... | 3 |
| Andre Johnson..... | 4 | Reggie Wayne..... | 3 |
| Terrell Owens..... | 4 | Wes Welker..... | 3 |
| Jerry Rice..... | 4 | Roddy White..... | 3 |
| Anquan Boldin..... | 3 | | |

Cooper is the only player in Cowboys history with multiple games of 10-plus catches, over 100 yards and multiple touchdowns through the air:

Cowboys Players with 10 Rec, 100 Yds and Two TDs

| Player | Games | Player | Games |
|--------------------------|----------|------------------|-------|
| Amari Cooper..... | 2 | Tony Hill..... | 1 |
| Miles Austin..... | 1 | Mike Renfro..... | 1 |

★ CEEDEE'S BIG PLAYS ★

CeeDee Lamb proved to be a big-play threat in 2020, tying the 11th-most receptions of 20-plus yards among all receivers with 18. He is tied for sixth in the league with 19 20-plus yard catches in 2021:

Big-Play Receptions - 2021 NFL Leaders

| Player | 20+ Rec | Player | 20+ Rec |
|-------------------------|-----------|---------------------|---------|
| Cooper Kupp..... | 28 | Tee Higgins..... | 17 |
| Justin Jefferson..... | 24 | A.J. Green..... | 16 |
| Ja'Marr Chase..... | 21 | Kyle Pitts..... | 16 |
| Deebo Samuel..... | 21 | Mike Williams..... | 16 |
| Tyler Lockett..... | 20 | Marquise Brown..... | 15 |
| Davante Adams..... | 19 | Chris Godwin..... | 15 |
| Mark Andrews..... | 19 | Christian Kirk..... | 15 |
| CeeDee Lamb..... | 19 | DJ Moore..... | 15 |
| Mike Evans..... | 18 | DeVonta Smith..... | 15 |

★ SPEEDY CEEDEE ★

CeeDee Lamb surpassed 1,000 career receiving yards in Week 1 at Tampa Bay (9/9), doing so in just his 17th career game to become the second-fastest Cowboy to reach 1,000 yards behind Bob Hayes (13 games):

Fastest Cowboys to 1,000 Career Receiving Yards

| Player | Games |
|-------------------------|-----------|
| Bob Hayes..... | 13 |
| CeeDee Lamb..... | 17 |
| Dez Bryant..... | 19 |
| Michael Irvin..... | 20 |
| Herschel Walker..... | 20 |

Lamb also surpassed 100 career receptions in Week 6 at New England (10/17), doing so in just his 22nd career game to tie the fastest Cowboy to reach 100 catches (Herschel Walker):

Fastest Cowboys to 100 Career Receptions

| Player | Games |
|-------------------------|-----------|
| Herschel Walker..... | 22 |
| CeeDee Lamb..... | 22 |
| Dez Bryant..... | 26 |
| Jason Witten..... | 28 |

Lamb became the fourth Cowboys player to reach 10 touchdown catches in the first 25 games of a career against Atlanta (11/14):

Fastest Cowboys to 10 Career TD Receptions

| Player | Games |
|-------------------------|-----------|
| Bob Hayes..... | 12 |
| Dez Bryant..... | 17 |
| Terrance Williams..... | 21 |
| CeeDee Lamb..... | 25 |

★ ON THE LAMB ★

In 2020 CeeDee Lamb recorded two 100-yard games, first against Atlanta (9/20/20) and then against the N.Y. Giants (10/11/20), becoming the 12th Cowboys rookie - 17th time - to post a 100-yard game:

In doing so in his second game, Lamb tied Cornell Burbage as the fastest Cowboys rookie receiver to reach 100 yards in a game. Lamb then posted 124 yard against the Giants (10/11), becoming the third Cowboys rookie to record multiple 100-yard games (Mike Sherrard, 1986 and Bob Hayes, 1965).

Lamb has added to his 100-yard game total this season, tallying 104 yards in the season opener at Tampa Bay (9/9) and then going off for a career-best 149 yards at New England (10/17) before tallying 112 yards at Minnesota (10/31) - establishing a career-best with three 100-yard games in a season.

Lamb now has the third-most 100-yard games in the first two years of a career by a Cowboys player:

Most 100-Yard Rec Games in First Two Seasons by a Cowboy

| Player | Seasons | Games |
|-------------------------|----------------|----------|
| Bob Hayes..... | 1965-66 | 8 |
| Drew Pearson..... | 1973-74 | 6 |
| CeeDee Lamb..... | 2020-21 | 5 |
| Michael Gallup..... | 2019-20 | 4 |
| Herschel Walker..... | 1986-87 | 3 |



41%

CeeDee Lamb has recorded 436 yards after the catch in 2021, which make up 41.2% of his total receiving output (1,057 yards).

★ NO SILENCING THIS LAMB ★

CeeDee Lamb started his Cowboys career loudly, passing Bob Hayes (46) and establishing a franchise record for the most receptions by a Cowboys rookie (74). He has continued to make noise in 2021, and combined with his rookie record number, Lamb now has 148 catches in his first two seasons - the most by any Cowboys player in the first two seasons of a career:

Most Receptions by a Cowboy in First Two Seasons

| Player | Seasons | Rec |
|-------------------------|----------------|------------|
| CeeDee Lamb..... | 2020-21 | 148 |
| Herschel Walker..... | 1986-87 | 131 |
| Jason Witten..... | 2003-04 | 122 |
| Bob Hayes..... | 1965-66 | 110 |

Lamb has exceeded 1,000 scrimmage yards in each of his first two NFL seasons, becoming the one-of-six Cowboys players - and the only wide receiver - in franchise history to start a career with consecutive 1,000-yard seasons:

Player 1,000-Yd Seasons to Begin Career

| | |
|--------------------------|----------------------------|
| Emmitt Smith..... | 13 Seasons (1990-2002) |
| Ezekiel Elliott*..... | 6 Seasons (2016-2021) |
| Tony Dorsett..... | 5 Seasons (1977-81) |
| Herschel Walker..... | 3 Seasons (1986-88) |
| CeeDee Lamb*..... | 2 Seasons (2020-21) |
| Don Perkins..... | 2 Seasons (1961-62) |

*active streaks

Lamb eclipsed 1,000 receiving yards (1,057) in his second season, becoming the 35th Cowboys player to hit the 1,000-yard mark in team history:

Most Single-Season Receiving Yards - Cowboys History

| Player | Yards | Player | Yards |
|-----------------------------|-------|-----------------------------|-------|
| 1. Michael Irvin, 1995..... | 1,603 | 10. Dez Bryant, 2013..... | 1,233 |
| 2. Michael Irvin, 1991..... | 1,523 | 11. Bob Hayes, 1966..... | 1,232 |
| 3. Michael Irvin, 1992..... | 1,396 | 12. Amari Cooper, 2019... | 1,189 |
| 4. Dez Bryant, 2012..... | 1,382 | 13. Michael Irvin, 1997.... | 1,180 |
| 5. Terrell Owens, 2007.... | 1,355 | 14. Terrell Owens, 2006... | 1,180 |
| 6. Michael Irvin, 1993..... | 1,330 | 15. Terry Glenn, 2005..... | 1,136 |
| 7. Miles Austin, 2009..... | 1,320 | 16. Amari Cooper, 2020.... | 1,114 |
| 8. Dez Bryant, 2014..... | 1,320 | | |
| 9. Michael Irvin, 1994..... | 1,241 | | |

23. CeeDee Lamb, 2021. 1,057

★ CEEDEE'S MOVES ★

CeeDee Lamb was a game-breaking wide receiver after the catch point in college, and he has carried that skill set over to the NFL ranks, ranking 11th in the league in yards after the catch (YAC) at the wide receiver position in 2021:

Wide Receivers with the Most YAC in 2021

| Player | YAC | Player | YAC |
|----------------------|-----|-------------------------|------------|
| Cooper Kupp..... | 806 | Justin Jefferson..... | 471 |
| Deebo Samuel..... | 719 | Hunter Renfrow..... | 451 |
| Ja'Marr Chase..... | 622 | Tyreek Hill..... | 443 |
| Chris Godwin..... | 586 | Rondale Moore..... | 438 |
| Davante Adams..... | 580 | CeeDee Lamb..... | 436 |
| Diontae Johnson..... | 490 | Jaylen Waddle..... | 421 |

★ LAMB CHOPS UP DEFENSES ★

CeeDee Lamb's elusivity is matched by his toughness, as he ranks fifth in the NFL with 156 receiving yards-after-contact by a wide receiver in 2021:

Wide Receiver Receiving Yards-After-Contact in 2021

| Player | YACO | Player | YACO |
|-------------------------|------------|-----------------------|------|
| Ja'Marr Chase..... | 228 | Laviska Shenault..... | 154 |
| Cooper Kupp..... | 201 | D.J. Moore..... | 151 |
| Chris Godwin..... | 187 | Justin Jefferson..... | 145 |
| Deebo Samuel..... | 177 | Davante Adams..... | 138 |
| CeeDee Lamb..... | 156 | Darnell Mooney..... | 136 |

★ SLOT SNAPS ★

The Cowboys have a group of versatile wide receivers who can line up at any of the receiver positions on offense, making the group hard to game plan for defensively. Here is a look at how each of the Cowboys receivers have lined up in 2021:

Wide Receiver Snaps by Alignment

| Player | Slot Snps | Slot% | Wide Snps | Wide% |
|---------------------|-----------|-------|-----------|-------|
| Cedrick Wilson..... | 317 | 89.8% | 35 | 9.9% |
| CeeDee Lamb..... | 248 | 44.3% | 305 | 54.5% |
| Amari Cooper..... | 159 | 29.5% | 380 | 70.5% |
| Malik Turner..... | 42 | 61.8% | 25 | 36.8% |
| Michael Gallup..... | 28 | 8.0% | 322 | 92.0% |
| Noah Brown..... | 27 | 15.9% | 143 | 84.1% |

★ QUADFECTA ★

Dallas had four wide receivers record 100-yard receiving games in 2020 - tied for second-most in the NFL (Houston, five) - and has four receivers that reached the mark in 2021 - the ninth instance in team history where four different players on offense had 100-yard receiving games (2021, 2020, 2012, 2010, 2009, 2008, 2004, 1993, 1985).

The four receivers to surpass the century mark in 2021 are Amari Cooper (two), CeeDee Lamb (three), Michael Gallup (one) and Cedrick Wilson (one):

Cowboys with 100 Receiving Yards in a Game in 2021

| Player | Position | 100-Yd Gms |
|---------------------|----------|------------|
| CeeDee Lamb..... | WR | 3 |
| Amari Cooper..... | WR | 2 |
| Michael Gallup..... | WR | 1 |
| Cedrick Wilson..... | WR | 1 |

Dallas is one-of-five teams in 2021 to have four different players each have a 100-yard receiving game, joining Buffalo (five players), Las Vegas (five), Tampa Bay (four) and Tennessee (four).

104.8

Dallas has the third-best red zone passer rating in 2021, recording a 104.8 rating with 20 touchdowns and no interceptions when throwing the ball in the red zone.

★ SERGEANT SCHULTZ ★

We know nothing, other than the Dallas offense has been one of the most efficient units at moving the chains on third down, converting 42.3% of its third down tries - 11th-best in the league. A big part of that success stems from tight end Dalton Schultz's ability to find open holes in the middle of the opposing defense and present a window for Cowboys QBs to throw the ball, tying for second among all tight ends with 60 catches on 75 targets against zone coverage in 2021:

Tight End Reception against Zone Coverage in 2021

| Player | Tgt | Rec | Yards | Rec% |
|----------------------------|-----------|-----------|------------|--------------|
| Mark Andrews..... | 89 | 64 | 893 | 71.9% |
| Travis Kelce..... | 80 | 60 | 807 | 75.0% |
| Dalton Schultz..... | 75 | 60 | 645 | 80.0% |
| George Kittle..... | 67 | 52 | 714 | 77.6% |
| Noah Fant..... | 64 | 50 | 476 | 78.1% |
| Mike Gesicki..... | 65 | 50 | 546 | 76.9% |

Schultz also has 12 first down receptions on third downs in 2021 - a total which ranks second on the Cowboys and is tied for sixth among all tight ends:

Tight End First Downs Receptions on Third Down in 2021

| Player | 1stD | Player | 1stD |
|-------------------|------|----------------------------|-----------|
| Travis Kelce..... | 17 | Dallas Goedert..... | 12 |
| Mark Andrews..... | 15 | Dalton Schultz..... | 12 |
| Hunter Henry..... | 14 | Jared Cook..... | 11 |
| Kyle Pitts..... | 13 | Pat Freiermuth..... | 11 |
| Mike Gesicki..... | 13 | Three players..... | 10 |

★ RECEPTION AFICIONADO ★

Dalton Schultz has 75 catches for 787 yards in 2021, becoming only the second Cowboys tight end to record 70 catches in a season along with Jason Witten, who did it nine times in his career.

Tight End Reception in a Season - Cowboys History

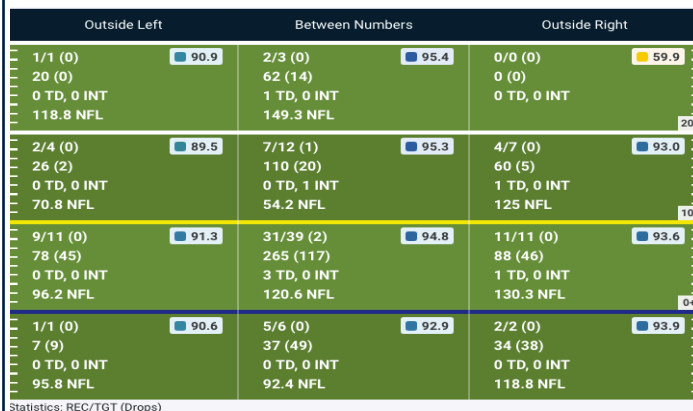
| Player | Season | Rec | Yds | TD |
|----------------------------|-------------|-----------|------------|----------|
| Jason Witten..... | 2012 | 110 | 1,039 | 3 |
| Jason Witten..... | 2007 | 96 | 1,145 | 7 |
| Jason Witten..... | 2009 | 94 | 1,030 | 2 |
| Jason Witten..... | 2010 | 94 | 1,002 | 9 |
| Jason Witten..... | 2004 | 87 | 980 | 6 |
| Jason Witten..... | 2008 | 81 | 952 | 4 |
| Jason Witten..... | 2011 | 79 | 942 | 5 |
| Jason Witten..... | 2015 | 77 | 713 | 3 |
| Dalton Schultz..... | 2021 | 75 | 787 | 6 |
| Jason Witten..... | 2013 | 73 | 851 | 8 |

Schultz has converted a first down on 54.7% of his catches in 2021, which is the 12th-highest percentage by a Cowboys tight end in a single season:

First Down Reception Pct. by a Cowboys Tight End

| Player | 1stD% | Player | 1stD% |
|-------------------------|-------|----------------------------------|--------------|
| Jason Witten, 2014..... | 75.0% | Jason Witten, 2013..... | 60.3% |
| Jay Novacek, 1994..... | 70.2% | Jason Witten, 2011..... | 59.5% |
| Jay Novacek, 1995..... | 64.5% | Jason Witten, 2007..... | 58.3% |
| Jay Novacek, 1991..... | 62.7% | Jason Witten, 2006..... | 57.8% |
| Jason Witten, 2008..... | 61.7% | Jay Novacek, 1993..... | 56.8% |
| Jason Witten, 2005..... | 60.6% | Dalton Schultz, 2021..... | 54.7% |

Below is Schultz's reception breakdown chart for 2021:



★ OFFENSIVE LINE SHUFFLE ★

Dallas started eight different offensive line combinations in 2020 due to injuries across the offensive front. The chart below shows the average age and experience of the Cowboys expected offensive line going into Week 1 versus the starting combination in each week of the season:

| Expected Offensive Line Entering 2021 Season | | | | | |
|--|------------|-------------|------------|-------------|------------|
| | LT | LG | C | RG | RT |
| | T. Smith | C. Williams | T. Biadasz | Z. Martin | L. Collins |
| Age | 30 | 24 | 23 | 30 | 28 |
| Exp. | 11 | 4 | 2 | 8 | 7 |
| Avg. Age - | 27.0 years | | | | |
| Avg. Exp.- | 6.4 years | | | | |
| Offensive Line in Week 1 at Tampa Bay | | | | | |
| | LT | LG | C | RG | RT |
| | T. Smith | C. Williams | T. Biadasz | C. McGovern | L. Collins |
| Age | 30 | 24 | 23 | 23 | 28 |
| Exp. | 11 | 4 | 2 | 3 | 7 |
| Avg. Age - | 25.6 years | | | | |
| Avg. Exp.- | 5.4 years | | | | |
| Offensive Line in Week 2 at LA Chargers | | | | | |
| | LT | LG | C | RG | RT |
| | T. Smith | C. Williams | T. Biadasz | Z. Martin | T. Steele |
| Age | 30 | 24 | 23 | 30 | 24 |
| Exp. | 11 | 4 | 2 | 8 | 2 |
| Avg. Age - | 26.2 years | | | | |
| Avg. Exp.- | 5.4 years | | | | |
| Offensive Line in Week 3 vs. Philadelphia | | | | | |
| | LT | LG | C | RG | RT |
| | T. Smith | C. Williams | T. Biadasz | Z. Martin | T. Steele |
| Age | 30 | 24 | 23 | 30 | 24 |
| Exp. | 11 | 4 | 2 | 8 | 2 |
| Avg. Age - | 26.2 years | | | | |
| Avg. Exp.- | 5.4 years | | | | |
| Offensive Line in Week 4 vs. Carolina | | | | | |
| | LT | LG | C | RG | RT |
| | T. Smith | C. Williams | T. Biadasz | Z. Martin | T. Steele |
| Age | 30 | 24 | 23 | 30 | 24 |
| Exp. | 11 | 4 | 2 | 8 | 2 |
| Avg. Age - | 26.2 years | | | | |
| Avg. Exp.- | 5.4 years | | | | |
| Offensive Line in Week 5 vs. N.Y. Giants* | | | | | |
| | LT | LG | C | RG | RT |
| | T. Smith | C. Williams | T. Biadasz | Z. Martin | T. Steele |
| Age | 30 | 24 | 23 | 30 | 24 |
| Exp. | 11 | 4 | 2 | 8 | 2 |
| Avg. Age - | 26.2 years | | | | |
| Avg. Exp.- | 5.4 years | | | | |
| Offensive Line in Week 6 at New England* | | | | | |
| | LT | LG | C | RG | RT |
| | T. Smith | C. Williams | T. Biadasz | Z. Martin | T. Steele |
| Age | 30 | 24 | 23 | 30 | 24 |
| Exp. | 11 | 4 | 2 | 8 | 2 |
| Avg. Age - | 26.2 years | | | | |
| Avg. Exp.- | 5.4 years | | | | |
| Offensive Line in Week 7 at Minnesota | | | | | |
| | LT | LG | C | RG | RT |
| | T. Smith | C. Williams | T. Biadasz | Z. Martin | T. Steele |
| Age | 30 | 24 | 23 | 30 | 24 |
| Exp. | 11 | 4 | 2 | 8 | 2 |
| Avg. Age - | 26.2 years | | | | |
| Avg. Exp.- | 5.4 years | | | | |
| Offensive Line in Week 8 vs. Denver | | | | | |
| | LT | LG | C | RG | RT |
| | T. Steele | C. Williams | T. Biadasz | Z. Martin | L. Collins |
| Age | 24 | 24 | 23 | 30 | 28 |
| Exp. | 2 | 4 | 2 | 8 | 7 |
| Avg. Age - | 25.8 years | | | | |
| Avg. Exp.- | 4.6 years | | | | |

★ OFFENSIVE LINE SHUFFLE, cont. ★

| Offensive Line in Week 9 vs. Atlanta | | | | | |
|--|-----------|-------------|------------|-----------|------------|
| | LT | LG | C | RG | RT |
| | T. Steele | C. Williams | T. Biadasz | Z. Martin | L. Collins |
| Age | 24 | 24 | 23 | 30 | 28 |
| Exp. | 2 | 4 | 2 | 8 | 7 |
| Avg. Age - 25.8 years | | | | | |
| Avg. Exp.- 4.6 years | | | | | |
| Offensive Line in Week 11 at Kansas City | | | | | |
| | LT | LG | C | RG | RT |
| | T. Steele | C. McGovern | T. Biadasz | Z. Martin | L. Collins |
| Age | 24 | 23 | 23 | 30 | 28 |
| Exp. | 2 | 3 | 2 | 8 | 7 |
| Avg. Age - 25.6 years | | | | | |
| Avg. Exp.- 4.4 years | | | | | |
| Offensive Line in Week 12 vs. Las Vegas | | | | | |
| | LT | LG | C | RG | RT |
| | T. Smith | C. McGovern | T. Biadasz | Z. Martin | T. Steele |
| Age | 30 | 23 | 23 | 30 | 24 |
| Exp. | 11 | 3 | 2 | 8 | 2 |
| Avg. Age - 26 years | | | | | |
| Avg. Exp.- 5.2 years | | | | | |
| Offensive Line in Week 13 at New Orleans | | | | | |
| | LT | LG | C | RG | RT |
| | T. Smith | C. McGovern | T. Biadasz | Z. Martin | L. Collins |
| Age | 30 | 23 | 23 | 30 | 28 |
| Exp. | 11 | 3 | 2 | 8 | 7 |
| Avg. Age - 26.8 years | | | | | |
| Avg. Exp.- 6.2 years | | | | | |
| Offensive Line in Week 14 at Washington | | | | | |
| | LT | LG | C | RG | RT |
| | T. Smith | C. McGovern | T. Biadasz | Z. Martin | L. Collins |
| Age | 30 | 23 | 23 | 30 | 28 |
| Exp. | 11 | 3 | 2 | 8 | 7 |
| Avg. Age - 26.8 years | | | | | |
| Avg. Exp.- 6.2 years | | | | | |
| Offensive Line in Week 15 at N.Y. Giants | | | | | |
| | LT | LG | C | RG | RT |
| | T. Steele | C. Williams | T. Biadasz | Z. Martin | L. Collins |
| Age | 24 | 24 | 23 | 30 | 28 |
| Exp. | 2 | 4 | 2 | 8 | 7 |
| Avg. Age - 25.8 years | | | | | |
| Avg. Exp.- 4.6 years | | | | | |
| Offensive Line in Week 16 vs. Washington | | | | | |
| | LT | LG | C | RG | RT |
| | T. Steele | C. Williams | T. Biadasz | Z. Martin | L. Collins |
| Age | 24 | 24 | 23 | 30 | 28 |
| Exp. | 2 | 4 | 2 | 8 | 7 |
| Avg. Age - 25.8 years | | | | | |
| Avg. Exp.- 4.6 years | | | | | |
| Offensive Line in Week 17 vs. Arizona | | | | | |
| | LT | LG | C | RG | RT |
| | T. Smith | C. Williams | T. Biadasz | Z. Martin | L. Collins |
| Age | 30 | 24 | 23 | 30 | 28 |
| Exp. | 11 | 4 | 2 | 8 | 7 |
| Avg. Age - 27.0 years | | | | | |
| Avg. Exp.- 6.4 years | | | | | |

4.9%

Dallas' offensive line has yielded a sack on 4.9% of Dallas' drop backs in 2021 (32-of-651) - the eighth-ranked percentage in the league.

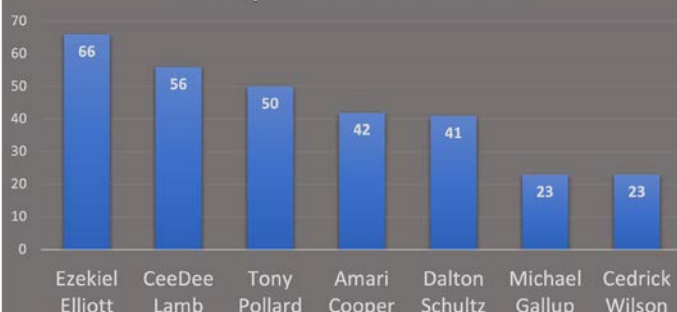
★ FIRST DOWN COWBOYS ★

In 2020 the Cowboys recorded the seventh-most first downs (371) and rank sixth in 2021 with 368 first downs gained:

2021 NFL Team First Down Leaders - Offense

| Team | Rush | Pass | Pen | Total |
|---------------------|------------|------------|-----------|------------|
| Kansas City | 113 | 248 | 30 | 391 |
| Tampa Bay | 100 | 258 | 25 | 383 |
| Baltimore | 145 | 204 | 25 | 374 |
| LA Chargers | 107 | 236 | 31 | 374 |
| Buffalo | 127 | 221 | 25 | 373 |
| Dallas | 102 | 235 | 31 | 368 |

Cowboys Leaders in First Downs



★ DYNAMITE OFFENSE ★

The Cowboys offensive production was correlated in large part to its ability to produce explosive plays (10-plus yards) in 2020. Dallas racked up 238 explosive plays in 2020 - the sixth-most by any offense in the NFL, and leads the NFL in 2021 with 239:

Explosive Plays (10-Plus Yards) - 2021 NFL

| Team | 10+ Rush | 10+ Pass | Tot 10+ | 10+ TD |
|---------------------|-----------|------------|------------|-----------|
| Dallas | 51 | 188 | 239 | 20 |
| Tampa Bay | 37 | 198 | 235 | 22 |
| LA Chargers | 42 | 192 | 234 | 21 |
| Kansas City | 49 | 182 | 231 | 17 |
| Buffalo | 54 | 170 | 224 | 22 |

★ SCORING DRIVES ★

Dallas has been one of the best teams at scoring points in 2021, posting 76 scoring drives on the year - tied for seventh in the NFL:

Most Scoring Drives in 2021

| Team | Scoring Drives | Avg. Plays | Avg. Yards | Avg. Time |
|---------------------|----------------|-------------|-------------|-------------|
| New England | 80 | 8.15 | 54.7 | 3:50 |
| Buffalo | 79 | 8.20 | 57.0 | 3:42 |
| Cincinnati | 79 | 7.38 | 58.5 | 3:29 |
| LA Rams | 79 | 8.18 | 60.3 | 3:42 |
| Tampa Bay | 79 | 8.09 | 61.9 | 3:33 |
| Kansas City | 77 | 8.62 | 60.1 | 4:05 |
| Dallas | 76 | 8.20 | 59.8 | 3:23 |
| Indianapolis | 76 | 7.64 | 56.9 | 3:46 |

Dallas had six touchdown drives of 70-plus yards against Washington (12/26) - the most touchdown drives of that length in a single-game by any Cowboys team since at least 2001.

★ POINTS OFF TAKEAWAYS ★

In 2021 NFL teams have turned the ball over 671 times, and their opponents have scored 2,089 points off those takeaways. Dallas has scored 112 points off 33 takeaways in 2021 (second).

Most Points Off Takeaways - 2021 NFL

| Team | Takeaways | Points | Pct of Tot Pts Scored on TAs |
|---------------------|-----------|------------|------------------------------|
| Indianapolis | 33 | 122 | 27.7% |
| Dallas | 33 | 112 | 23.4% |
| Green Bay | 26 | 102 | 24.3% |
| New England | 30 | 101 | 23.1% |
| Arizona | 25 | 98 | 23.4% |

★ CHURNING OUT YARDS ★

Dallas is averaging 402.8 yards-per-game in 2021 - second in the league - and part of the offense's success stems from converting third downs and staying on the field, leading to the second-most offensive plays run this year (1,092):

Dallas Cowboys Yards-Per-Play in 2021

| 1st Down | 2nd Down | 3rd Down | 4th Down |
|------------|-----------|------------|-----------|
| 5.61 | 6.27 | 5.93 | 5.91 |
| Rank: 13th | Rank: 3rd | Rank: 11th | Rank: 8th |

The Cowboys rank seventh in the NFL by averaging 5.90 yards-per-play in 2021:

| Team | YPP | Team | YPP |
|---------------------|------|---------------------|-------------|
| LA Rams | 6.10 | LA Chargers | 5.96 |
| San Francisco | 6.07 | Dallas | 5.90 |
| Tampa Bay | 6.02 | Green Bay | 5.80 |
| Kansas City | 6.00 | Las Vegas | 5.79 |
| Cincinnati | 5.99 | Philadelphia | 5.78 |

★ POINT MEN ★

Dallas has scored 479 in 2021 - the highest scoring offense in 2021 and tied with the 1983 team for the highest point total in team history:

Dallas Cowboys Most Points in a Season

| Season | Pts | Season | Pts |
|-------------------|------------|------------|-----|
| 1983 | 479 | 1966 | 445 |
| 2021 | 479 | 2013 | 439 |
| 2014 | 467 | 1995 | 435 |
| 2007 | 455 | 2019 | 434 |
| 1980 | 454 | 1968 | 431 |

The Cowboys have started the scoring barrage early in their 16 games this year, ranking second in first quarter points (120):

Most First Quarter Points in 2021 - NFL

| Team | Pts | Team | Pts |
|---------------------|------------|-----------------|-----|
| Kansas City | 123 | Arizona | 99 |
| Dallas | 120 | Buffalo | 92 |
| Indianapolis | 107 | Carolina | 88 |
| Tampa Bay | 107 | Minnesota | 86 |

Dallas' 120 first quarter points in 2021 are more than any other team in franchise history and are tied for 20th league-wide in a single season since at least 1991 when the data became available.

★ YARDS AFTER THE CATCH - YAC ATTACK ★

Dallas exploited defenses for the 11th-most yards after the catch in the NFL in 2020 with 2,053 YAC - 45.5% of their total passing output (4,511 gross yards). The YAC total was the sixth-most by a Cowboys offense since 1992 when the stat began to be tracked, with the highest figure coming in 2009 (2,340). Dallas ranks seventh with 2,178 YAC in 2021:

DALLAS COWBOYS YARDS AFTER THE CATCH 2020-21



★ 11 PERSONNEL ★

With the Cowboys having three game-breaking options at the wide receiver position, they relied heavily on their "11 personnel" (one running back, one tight end and three receivers) in 2020 - ranking fifth among all teams by running 71.5% of their offensive snaps from that formation grouping:

2020 Snap Percentage from "11 Personnel"

| Team | Off Plays | 11 Per. | 11 Per. % |
|-----------------------|--------------|------------|--------------|
| Cincinnati Bengals | 1,040 | 783 | 75.3% |
| Pittsburgh Steelers | 1,043 | 760 | 72.9% |
| Jacksonville Jaguars | 997 | 721 | 72.3% |
| Kansas City Chiefs | 1,057 | 761 | 72.0% |
| Dallas Cowboys | 1,113 | 795 | 71.5% |

Thus far in 2021, Dallas has run 680-of-1,092 offensive plays from 11 personnel, which at 62.3% ranks 13th among all teams. Below are the Cowboys personnel groupings in 2021 versus 2020:

| | 2020 | | 2021 | |
|--------------|----------|-------|----------|-------|
| | OffSnaps | Snap% | OffSnaps | Snap% |
| 10 Personnel | 22 | 2.0% | 3 | 0.3% |
| 11 Personnel | 795 | 71.4% | 680 | 62.3% |
| 12 Personnel | 236 | 21.2% | 247 | 22.6% |
| 13 Personnel | 6 | 0.5% | 7 | 0.7% |
| 21 Personnel | 10 | 0.9% | 25 | 2.3% |
| 22 Personnel | 6 | 0.5% | 22 | 2.0% |

★ DRIVE FOR SIX ★

Over the previous five seasons (2016-20), Dallas ranked eighth in offensive touchdown percentage, driving for six on 24.3% of possessions, something the offense will need to improve in its drive for a sixth Super Bowl Championship.

Dallas has scored a touchdown on 48-of-182 offensive possessions so far in 2021, a touchdown percentage of 26.4% (11th).

Offensive TD Percentage, 2021

| Team | Drives | TD% | Team | Drives | TD% |
|-------------|--------|-------|---------------|------------|--------------|
| Kansas City | 160 | 31.9% | LA Rams | 170 | 28.2% |
| LA Chargers | 164 | 31.7% | Cincinnati | 181 | 28.2% |
| Buffalo | 172 | 30.8% | Indianapolis | 171 | 28.1% |
| Tampa Bay | 182 | 30.8% | New England | 165 | 27.3% |
| Green Bay | 162 | 29.6% | Dallas | 182 | 26.4% |
| Arizona | 169 | 28.4% | San Francisco | 172 | 26.2% |

★ YARD DOGS ★

The Cowboys accumulated 515 yards of offense against the N.Y. Giants (10/10), their first 500-yard game in 2021 after compiling four 500-yard efforts in 2020 - tied with the 1966, 1978 and 2019 squads for the most such games in franchise history.

In the Cowboys 515-yard performance were 314 passing yards and 201 rushing yards, marking the sixth time in team history a Cowboys offense posted 300 yards through the air and 200 yards on the ground in the same game - the first time since 1983:

Dallas Cowboys Games with 300 Pass Yds, 200 Rush Yds

| Opp, Date | Rush Yds | Pass Yds | Tot Yds |
|-------------------|----------|----------|---------|
| vs. NYG, 10/10/21 | 201 | 314 | 515 |
| vs. Phi, 10/16/83 | 212 | 310 | 522 |
| vs. Bal, 9/4/78 | 278 | 305 | 583 |
| vs. Stl, 9/30/73 | 250 | 328 | 578 |
| vs. Hou, 12/20/70 | 208 | 341 | 549 |
| vs. Phi, 10/9/66 | 212 | 440 | 652 |

★ NO NEGATIVES ★

The Cowboys offense has recorded the second-fewest plays that gained negative yardage in 2021, with only 72 on the season:

| Team | Neg Rush | Neg Pass | Sack | Total |
|---------------|-----------|----------|-----------|-----------|
| LA Rams | 37 | 7 | 26 | 70 |
| Dallas | 38 | 5 | 29 | 72 |
| Kansas City | 44 | 9 | 21 | 74 |
| Jacksonville | 32 | 14 | 29 | 75 |
| Las Vegas | 33 | 11 | 32 | 76 |

★ WE'RE GOING STREAKING ★

The Dallas Cowboys recorded a four-game streak with 400 yards and 30 points from 12/31/18 at the N.Y. Giants through 9/22/19 against New Orleans - tied for eighth in NFL history. The Arizona Cardinals are the most recent team to record a four-game streak, starting in the first game of 2021 at Tennessee (9/3) through the game on 10/3 at the LA Rams:

All-time Streaks of 400 Yds and 30 Pts

| Team | Streak | Yds | Pts | W-L |
|---------------|-------------------------------------|--------------|-------------|------------|
| Denver | 10 games (12/23/12 - 10/27/13) | 467.6 | 41.5 | 9-1 |
| New England | 9 games (12/31/06 - 10/28/07) | 436.6 | 41.2 | 9-0 |
| St. Louis | 8 games (12/5/99 - 9/17/00) | 478.1 | 34.8 | 7-1 |
| New England | 6 games (1/2/11 - 10/9/11) | 496.3 | 33.8 | 5-1 |
| Philadelphia | 5 games (10/25/53 - 11/21/53) | 493.2 | 40.8 | 5-0 |
| Oakland | 5 games (10/27/68 - 11/24/68) | 501.2 | 37.8 | 5-0 |
| San Francisco | 5 games (11/20/94 - 12/17/94) | 460.2 | 39.2 | 5-0 |
| Arizona | 5 games (10/11/20 - 11/15/20) | 469.6 | 33.6 | 4-1 |
| Tennessee | 5 games (11/22/20 - 12/20/20) | 444.0 | 37.4 | 4-1 |
| Dallas | 4 games (12/31/18 - 9/22/19) | 465.8 | 33.3 | 4-0 |
| Dallas | 4 games (9/20/20 - 10/11/20) | 515.0 | 40.8 | 2-2 |
| Many teams | 4 games | -- | -- | -- |

The Cowboys recorded another four-game streak with 400 yards and 30 points in 2020 (vs. Atlanta, 9/20 - vs. NYG, 10/11) - tied with the four games in 2019 for the most games in team history - and added a three-game bender with 400 yards and 30 points this year, starting vs. Carolina, 10/3/21 through at New England, 10/17/21:

| Team | Streak | Games | Pts | Yds |
|---------------|---------------------------|----------|------------|--------------|
| Dallas | 12/30/18 - 9/22/19 | 4 | 133 | 1,863 |
| Dallas | 9/20/20 - 10/11/20 | 4 | 163 | 2,060 |
| Dallas | 10/1/17 - 20/22/17 | 3 | 101 | 1,349 |
| Dallas | 10/3/21 - 10/17/21 | 3 | 115 | 1,515 |

The three-game streak from 2021 is broken down below:

| Opp, Date | Yards | Points |
|---------------------------|-------|--------|
| vs. Carolina, 10/3/21 | 433 | 36 |
| vs. N.Y. Giants, 10/10/21 | 515 | 44 |
| at New England, 10/17/21 | 567 | 35 |

★ JUMBO TOUCHDOWNS ★

Against Washington (12/26), Dallas had touchdowns from an offensive lineman and a defensive lineman in the same game for the first time in franchise history when defensive end DeMarcus Lawrence intercepted a pass and returned it 40 yards for a touchdown and then tackle Terence Steele caught a touchdown after reporting eligible.

Steele's touchdown reception was the first touchdown catch by a Cowboys offensive lineman in team history (Rayfield Wright caught a touchdown in 1968 as a backup tight end before he was moved to right tackle and became the starter in 1969).

Dallas added a punt block touchdown in the game against Washington, scoring a touchdown in all three phases of the game for the first time since at Philadelphia (11/11/12).

★ IF UR NOT 1ST, UR LAST ★

The Cowboys compiled 13 first downs in the first quarter at the LA Chargers (9/19) and tallied 14 first downs the next week against Philadelphia (9/27). The 14 first downs are a franchise high dating as far back as 1970, and Dallas is the first NFL team to accomplish the feat in consecutive games and the second to gain 13-plus first downs multiple times in one season (2018 LA Rams).

Most First Quarter First Downs, Single-Game Since 1970

| Team | Opp, Date | Tot1st |
|---------------|-------------------------|-----------|
| LA Rams | vs. KC, 11/19/18 | 15 |
| Dallas | vs. Phi, 9/27/21 | 14 |
| New Orleans | vs. Min, 12/25/20 | 14 |
| LA Rams | vs. LAC, 9/23/18 | 14 |
| Atlanta | vs. KC, 12/4/16 | 14 |
| LA Chargers | vs. LV, 10/31/04 | 14 |
| Dallas | at LAC, 9/19/21 | 13 |

Dallas now has 368 first downs through in 2021, third-most in a season in team history, post merger:

Most First Downs in a Season, Cowboys Since 1970

| Season | 1stD | Season | 1stD |
|--------|------|--------|------|
| 2019 | 379 | 2021 | 368 |
| 2020 | 371 | 1995 | 364 |



11

Trevon Diggs tied a single season team record with his 11th interception of 2021 against Washington (12/26). He is only the third Cowboy ever to record double-digit INTs in a season and his season total is tied for 14th in NFL history.

★ CAN YOU DIGG(S) IT? ★

Trevon Diggs intercepted two passes at Philadelphia (11/1/20) - his first career interceptions and the first interceptions by a Dallas defender since Week 1 at the LA Rams (9/13/20). It was the first time the Cowboys had a rookie defender record multiple interceptions since Sean Lee (12/5/10 at Indianapolis) and the 14th time overall:

Cowboys Rookie Defenders with Multiple INTs in a Game

| Player | Opp, Date | INTs |
|--------------------------|------------------------|----------|
| Terence Newman..... | at Was, 12/14/03 | 3 |
| Trevon Diggs..... | at Phi, 11/1/20 | 2 |
| Sean Lee..... | at Ind, 12/5/10 | 2 |
| Derek Ross..... | at Det, 11/3/02 | 2 |
| Everson Walls..... | vs. Buf, 11/9/81 | 2 |
| Everson Walls..... | vs. Mia, 10/25/81 | 2 |
| Everson Walls..... | vs. LAR, 10/18/81 | 2 |
| Everson Walls..... | at NE, 9/21/81 | 2 |
| Anthony Dickerson..... | vs. SF, 10/12/80 | 2 |
| Charlie Waters..... | vs. Hou, 12/20/70 | 2 |
| Cliff Harris..... | vs. NYG, 9/27/70 | 2 |
| Mel Renfro..... | at Chi, 11/1/64 | 2 |
| Lee Roy Jordan..... | at Pit, 10/27/63 | 2 |
| Mike Gaechter..... | at Stl, 12/9/62 | 2 |

Diggs' ball-hawking skills have developed even further in his second NFL season, as he leads the team with 21 pass breakups and 11 interceptions and had at least one in each of the first six games of 2021. Diggs is the first Cowboys defender to have an interception in the first six games of a season, which ties the longest interception streak to start a season in NFL history:

Longest INT Streaks to Start a Season, NFL History

| Player | Season | Games | Player | Season | Games |
|----------------------|-------------|----------|--------------------|--------|-------|
| T. Landry..... | 1951 | 6 | P. Jaquess..... | 1964 | 5 |
| B. Wilburn..... | 1987 | 6 | C. Karilivacz..... | 1957 | 5 |
| B. Russell..... | 2003 | 6 | L. Parrish..... | 1979 | 5 |
| T. Diggs..... | 2021 | 6 | W. Sherman..... | 1655 | 5 |
| D. Bishop..... | 1961 | 5 | B. Smith..... | 1949 | 5 |
| J. Davis..... | 1950 | 5 | | | |

★ BELIEVE IN YOURSELF ★

Trevon Diggs has made the leap in his second season, passing his rookie season high with 11 interceptions in 2021. His six-game interception streak is the longest in team history in the Super Bowl era:

Longest INT Streak, Cowboys History Post Merger

| Player | Games | Streak Dates | Tot. INT |
|-----------------------|----------|--------------------------|----------|
| T. Diggs..... | 6 | 9/9/21 - 10/17/21 | 6 |
| D. Thurman..... | 4 | 9/22/85 - 10/13/85 | 4 |
| M. Downs..... | 4 | 12/4/83 - 9/3/84 | 4 |
| C. Waters..... | 4 | 12/3/72 - 9/16/73 | 4 |
| C. Waters..... | 4 | 12/12/70 - 9/26/71 | 5 |
| Many others tied..... | 3 | -- | -- |

Dating back before the NFL Merger and to the inception of the Cowboys franchise, Don Bishop recorded an interception in each of the first five games of the 1961 season, which is now the second-longest streak in team history:

| Player | Games, Dates of Streak | Total INT |
|------------------------|--|-----------|
| Trevon Diggs... | 6 (at TB, 9/9/21 - at NE, 10/17/21) | 7 |
| Don Bishop..... | 5 (vs. Pit, 9/17/61 - vs. Phi, 10/15/61) | 6 |

The longest streak at any point in a season in NFL history, post merger, is six games, prior to Diggs, most recently accomplished by Brian Russell in 2003:

Longest INT Streaks in a Season, Super Bowl Era

| Player | Season | Games | Player | Season | Games |
|----------------------|-------------|----------|------------------|--------|-------|
| T. Diggs..... | 2021 | 6 | J. Byrd..... | 2009 | 5 |
| B. Russell..... | 2003 | 6 | C. Bailey..... | 2005 | 5 |
| D. Evans..... | 2001 | 6 | T. Parrish..... | 2003 | 5 |
| B. Wilburn..... | 1987 | 6 | E. Turner..... | 1996 | 5 |
| L. Hayes..... | 1980 | 6 | R. Buchanan..... | 1994 | 5 |
| E. Hayes..... | 1980 | 6 | A. Lewis..... | 1993 | 5 |
| L. Parrish..... | 1978 | 6 | J. Allen..... | 1980 | 5 |
| M. Blount..... | 1975 | 6 | G. Barbaro..... | 1980 | 5 |
| X. Howard..... | 2020 | 5 | L. Hayes..... | 1979 | 5 |
| J.C. Jackson..... | 2020 | 5 | K. Riley..... | 1975 | 5 |
| K. Coleman..... | 2015 | 5 | E. Thomas..... | 1973 | 5 |
| R. Nelson..... | 2015 | 5 | | | |

★ DIGGING DEEPER ★

Trevon Diggs has a total of 11 interceptions through 16 games of 2021 - tied for fourth in the Super Bowl era through 16 games of a season:

Most Interceptions Through 16 Games of a Season NFL History, 1970-2021

| Player/Season | INT | Player/Season | INT |
|---------------------------|-----|--------------------------------|-----------|
| Lester Hayes, 1980..... | 13 | Bill Bradley, 1971..... | 11 |
| Mike Reinfeldt, 1979..... | 12 | Trevon Diggs, 2021..... | 11 |
| Emmitt Thomas, 1974..... | 12 | Everson Walls, 1981..... | 11 |
| Mel Blount, 1975..... | 11 | 19 players tied..... | 10 |

There have only been 13 players in NFL history with more than 11 interceptions in a single season, and only three since the merger:

| Player/Season | INT | Player/Season | INT |
|------------------------------|-----|--------------------------------|-----------|
| Night Train Lane, 1952..... | 14 | Paul Krause, 1964..... | 12 |
| Lester Hayes, 1980..... | 13 | Woodley Lewis, 1950..... | 12 |
| Spec Sanders, 1950..... | 13 | Bob Nussbaumer, 1949..... | 12 |
| Dan Sandifer, 1948..... | 13 | Dainard Paulson, 1964..... | 12 |
| Jack Christiansen, 1953..... | 12 | Mike Reinfeldt, 1979..... | 12 |
| Don Doll, 1950..... | 12 | Emmitt Thomas, 1974..... | 12 |
| Fred Glick, 1963..... | 12 | Trevon Diggs, 2021..... | 11 |

★ INTERCEPTION INCEPTION ★

Trevon Diggs has been among the best defenders in the NFL in 2021, as he leads the league in interceptions (11) and is second in pass breakups (21):

2021 Interception Leaders - NFL

| Player | INT | PBU | Player | INT | PBU |
|--------------------------|-----------|-----------|----------------------|-----|-----|
| Trevon Diggs..... | 11 | 21 | Amani Oluwariye..... | 6 | 11 |
| J.C. Jackson..... | 8 | 22 | Seven players tied.. | 5 | -- |

★ MAKING A SPLASH ★

Trevon Diggs' impact can be measured by more than interceptions, as he has been one of the leaders on the Dallas defense in splash plays (plays that have a high impact on the game). For this purpose, splash plays are defined as:

- Sacks
- Tackle for loss (non sack)
- Heavy QB pressure leading to throw aways
- Run stuff (no gain)
- Pass stuff (no gain)
- Interception
- Forced fumble
- Fumble recovery
- Pass defended
- Third/fourth down stop

2021 Cowboys Splash Play Leaders

| Player | Snaps | Splash Pls | SnP/Splsh |
|---------------------------|------------|------------|-------------|
| Micah Parsons | 851 | 52 | 16.4 |
| Trevon Diggs | 952 | 36 | 26.4 |
| Jayron Kearse | 950 | 36 | 26.4 |
| Jourdan Lewis | 706 | 30 | 23.9 |
| Anthony Brown | 983 | 28 | 35.1 |
| DeMarcus Lawrence | 230 | 17 | 13.5 |
| Randy Gregory | 400 | 17 | 23.5 |
| Tarell Basham | 543 | 15 | 37.4 |

Micah Parsons has also made a high number of splashy plays in 2021, and he leads all rookies in splash plays:

2021 Defensive Rookie Splash Play Leaders

| Player | Snaps | Splash Pls | SnP/Splsh |
|---------------------------------|------------|------------|-------------|
| Micah Parsons, Dal | 851 | 52 | 16.4 |
| J. Holland, Mia | 799 | 26 | 31.3 |
| Nick Bolton, KC | 573 | 25 | 22.9 |
| Azeez Ojulari, NYG | 710 | 25 | 28.4 |
| Odafe Oweh, Bal | 588 | 24 | 24.5 |

★ NFC DEFENSIVE POTM ★

Trevon Diggs was named NFC Defensive Player of the Month for September, becoming just the third Cowboys defender and first defensive back to win the award for Dallas.

Diggs was a lock-down corner through three September games for Dallas, helping the Cowboys to a league-leading plus-five turnover differential and NFL-best eight takeaways in the opening month of 2021. Diggs tied for the NFL-lead with three interceptions - matching his career-high from his rookie campaign in 2020, and led all defensive players with six pass breakups in September. In the Week 3 Monday Night Football game against division rival Philadelphia, Diggs returned an interception 59 yards for a touchdown to break open the game, also registering three breakups in the contest and holding Jalen Hurts to a 36.8 passer rating when targeted.

He registered an interception in each of the first three games of the season, tied with Everson Walls (1985) for the longest streak to start a season in Cowboys history since the 1970 merger.

Dallas also ranked 10th in passing yards-per-game (277.3) at the conclusion of September largely on the strength of Diggs' play.

Dallas Cowboys to Win NFC Defensive POM

| Player | Position | Season | Month |
|---------------------------|-----------|-------------|------------------|
| Trevon Diggs | CB | 2021 | September |
| DeMarcus Lawrence | DE | 2017 | September |
| Sean Lee | LB | 2013 | October |
| Sean Lee | LB | 2011 | September |

★ NFC DEFENSIVE POTW ★

On the heels of his NFC Defensive Player of the Month honors, Trevon Diggs added another accolade to his resume, earning NFC Defensive Player of the Week after the Cowboys' 36-28 win over the Panthers.

Diggs recorded four tackles and two interceptions in the game, becoming the fourth player since 1990 and first Cowboy since 1970 with an interception in each of his team's first four games of a season. No other player had two interceptions in Week 4.

Diggs is the first Cowboys cornerback to earn the honor since Brandon Carr (Week 15, 2012).

★ WELCOME TO DIGGS ISLAND ★

Trevon Diggs has proven himself to be a lock-down corner in his second NFL season, as he ranks eighth in burn percentage among players to allow a reception on 50%-or-fewer of targets against him and more than 10 pass breakups on the season:

NFL Defenders Burn Pct. <= 50% and >10 PBUs in 2021

| Player | Tgt | Burn% | PBUs |
|--------------------------------|-----------|--------------|-----------|
| A.J. Terrell, Atl | 73 | 45.2% | 15 |
| D.J. Reed | 66 | 46.9% | 10 |
| Xavien Howard, Mia | 76 | 47.4% | 14 |
| Rasul Douglas, GB | 62 | 48.4% | 13 |
| Marlon Humphrey, Bal | 72 | 48.6% | 13 |
| Eric Stokes, GB | 94 | 48.9% | 14 |
| J.C. Jackson, NE | 92 | 50.0% | 22 |
| Trevon Diggs, Dal | 99 | 50.5% | 21 |

*min 50 targets against

Diggs' play is even more impressive when you consider quarterbacks have targeted him the second-most in 2021, and among cornerbacks who have played at least 400 coverage snaps (50%), he is allowing the 10th-lowest passer rating against, per PFF:

NFL Cornerbacks Passer Rating Against in 2021

| Player | Cvg Snps | Tgts | Passer Rate Agst |
|--------------------------------|------------|-----------|------------------|
| J.C. Jackson, NE | 531 | 92 | 44.5 |
| A.J. Terrell, Atl | 545 | 73 | 47.4 |
| Rasul Douglas, GB | 438 | 62 | 51.1 |
| Jamel Dean, TB | 464 | 56 | 57.7 |
| Amani Oruwariye, Det | 535 | 72 | 60.2 |
| Tre'Davious White, Buf | 403 | 59 | 61.4 |
| D.J. Reed, Sea | 553 | 66 | 67.3 |
| Patrick Surtain II, Den | 533 | 88 | 69.7 |
| Kristian Fulton, Ten | 439 | 55 | 71.0 |
| Trevon Diggs, Dal | 652 | 99 | 71.7 |

★ DIGGING UP PBUs AND INTS ★

In 2020 Trevon Diggs tied for the ninth-most interceptions by a Cowboys rookie (three):

| Player | Season | INTs | Player | Season | INTs |
|----------------------|--------|------|---------------------------|-------------|----------|
| Everson Walls | 1981 | 11 | Terence Newman | 2003 | 4 |
| Michael Downs | 1981 | 7 | Trevon Diggs | 2020 | 3 |
| Mel Renfro | 1964 | 7 | Duane Hawthorne | 1999 | 3 |
| Mike Gaetche | 1962 | 5 | Tommy Haynes | 1987 | 3 |
| Derek Ross | 2002 | 5 | Lee Roy Jordan | 1963 | 3 |
| Charlie Waters | 1970 | 5 | Obert Logan | 1965 | 3 |
| Roy Williams | 2002 | 5 | Pat Watkins | 2006 | 3 |

He was the first rookie since Byron Jones to lead the Cowboys in pass breakups (14) and only the third rookie in team history to do so. Diggs was also the only rookie defender in Cowboys history to lead the team in pass breakups and interceptions outright. (Cowboys did not track PBUs before 1984).

Cowboys Rookies to Lead Defense in PBUs

| Player | Season | PBUs | INTs |
|---------------------------|-------------|-----------|----------|
| Trevon Diggs | 2020 | 14 | 3 |
| Byron Jones | 2015 | 12 | 0 |
| Derek Ross | 2002 | 12 | 5* |

*Ross tied for the team lead in INTs in 2002 (R. Williams)

Diggs has 11 interceptions in his second NFL season, tied with Everson Walls (1981) for the most in a single-season in team history and one-of-three Cowboys to record double-digit interceptions in a single season:

Most Single-Season INTs in Cowboys History

| Player | Season | INTs | Player | Season | INTs |
|---------------------------|-------------|-----------|-----------------------|--------|------|
| Trevon Diggs | 2021 | 11 | Michael Downs | 1981 | 7 |
| Everson Walls | 1981 | 11 | Cornell Green | 1967 | 7 |
| Mel Renfro | 1969 | 10 | Cornell Green | 1963 | 7 |
| Dennis Thurman | 1981 | 9 | Mel Renfro | 1964 | 7 |
| Everson Walls | 1985 | 9 | Mel Renfro | 1967 | 7 |
| Don Bishop | 1961 | 8 | Everson Walls | 1982 | 7 |
| Michael Downs | 1984 | 7 | Many players tied ... | 6 | |



20 Micah Parsons leads the Cowboys and is tied for the league-lead with 20 tackles for loss - the most tackles for loss by a Cowboys linebacker since Sean Lee posted 13 TFLs in 2017.

★ THE LIONBACKER ★

The Cowboys drafted Micah Parsons with the 12th overall pick in the 2021 NFL Draft, adding a fast play maker to a defense that finished 28th in points/game allowed in 2020.

Parsons is proving to be a versatile chess piece for Dallas, playing 301 run defense snaps, 307 pass rush snaps and 284 pass coverage snaps in 2021. Pro Football Focus has credited Parsons with 67 quarterback pressures on the season - 11th in the NFL - largely due to eight pressures in Week 2 at the LA Chargers, a game in which Parsons moved from linebacker to defensive end because of injuries to other players on the Cowboys roster, and 10 pressures against Las Vegas (11/28).

Parsons' 10 pressures credited from PFF against Las Vegas are the most by a rookie in a game since Nick Bosa in 2019, and he is generating a pressure on 21.8% of his rush opportunities.

Highest Pressure Percentage in 2021, per PFF

| Player | Rushes | Pressures | Pressure% |
|----------------------------|------------|-----------|--------------|
| Devin White | 152 | 40 | 26.3% |
| Micah Parsons | 307 | 67 | 21.8% |
| Jerome Baker | 152 | 31 | 20.4% |
| Dont'a Hightower | 109 | 19 | 17.4% |
| Rashan Gary | 446 | 76 | 17.0% |
| Maxx Crosby | 529 | 90 | 17.0% |
| Trey Hendrickson | 454 | 75 | 16.5% |
| Shaq Barrett | 485 | 75 | 15.5% |

*min 100 pass rush snaps

Parsons also has the fifth-best run stop percentage among all linebackers in 2021 (min. 50% of team snaps in run defense):

Highest Run Stop Percentage in 2021, per PFF

| Player | Run Snps | Stops | Stop% |
|----------------------------|------------|-----------|--------------|
| Denzel Perryman | 314 | 37 | 11.8% |
| Nick Bolton | 269 | 31 | 11.5% |
| Leighton Vander Esch | 248 | 26 | 10.5% |
| Zach Cunningham | 249 | 26 | 10.4% |
| Micah Parsons | 301 | 30 | 10.0% |

* The PFF "Run Stop Percentage" focuses only on running plays and "stops" (tackles that constitute a "loss" for the offense).

★ THE PARSONS' GAMBIT ★

Micah Parsons has lined up all over the defense for Dallas, and below are his snap counts by position, per PFF:

| | DLine | LB | CB | S | Total |
|-----------------------|------------|------------|-----------|----------|------------|
| Week 1 at TB | 10 | 38 | 3 | 0 | 51 |
| Week 2 at LAC | 39 | 0 | 0 | 0 | 39 |
| Week 3 vs. Phi | 33 | 3 | 0 | 1 | 36 |
| Week 4 vs. Car | 16 | 48 | 4 | 0 | 68 |
| Week 5 vs. NYG | 3 | 58 | 2 | 0 | 63 |
| Week 6 at NE | 21 | 32 | 0 | 0 | 53 |
| Week 7 at Min | 17 | 44 | 3 | 0 | 64 |
| Week 8 vs. Den | 12 | 52 | 3 | 0 | 67 |
| Week 9 vs. Atl | 9 | 30 | 1 | 0 | 40 |
| Week 10 at KC | 59 | 1 | 0 | 0 | 60 |
| Week 11 vs. LV | 73 | 4 | 0 | 0 | 77 |
| Week 12 at NO | 12 | 50 | 3 | 0 | 65 |
| Week 13 at Was | 17 | 36 | 1 | 0 | 54 |
| Week 14 at NYG | 11 | 42 | 3 | 0 | 56 |
| Week 15 vs. Was | 15 | 16 | 2 | 0 | 33 |
| Week 16 vs. Ari | 27 | 44 | 4 | 0 | 75 |
| Totals | 374 | 498 | 29 | 1 | 901 |

★ ROOKIE SACK ATTACK ★

Micah Parsons has been extremely productive when unleashed on opposing quarterbacks in 2021, leading the Cowboys with 13.0 sacks on the year. Parsons' 13.0 sacks are the most by any Cowboys rookie:

Most Sacks in Rookie Season, Cowboys History

| Player | Sacks | Season |
|----------------------------|-------------|-------------|
| Micah Parsons | 13.0 | 2021 |
| Harvey Martin | 9.0 | 1973 |
| Willie Towns | 9.0 | 1966 |
| DeMarcus Ware | 8.0 | 2005 |

In fact, Parsons is the sixth player since 1999 to have at least 12.0 sacks and 16 tackles for loss in his rookie campaign and is the only player to reach those thresholds in his first 14 games:

NFL Rookies with 12.0 Sacks, 16 TFL Since 1999

| Player/Season | Sacks | TFL |
|--|-------------|-----------|
| Dwight Freeney, Ind (2002) | 13.0 | 20 |
| Micah Parsons, Dal (2021) | 13.0 | 20 |
| Von Miller, Den (2011) | 11.5 | 19 |
| Joey Bosa, LAC (2016) | 10.5 | 17 |
| Maxx Crosby, LV (2019) | 10.0 | 16 |
| Clay Matthews, GB (2009) | 10.0 | 17 |

Parsons has three multi-sack games in his first NFL season, the most such games by any Cowboys rookie:

Most Sacks in a Game, Cowboys Rookies

| Player | Opp, Date | Sacks |
|----------------------------|---------------------------------|------------|
| DeMarcus Ware | at Carolina, 12/24/05 | 3.0 |
| Jimmie Jones | vs. Tampa Bay, 10/7/90 | 2.5 |
| Micah Parsons | vs. Denver, 11/7/21 | 2.5 |
| Micah Parsons | at Kansas City, 11/21/21 | 2.0 |
| Micah Parsons | at Washington, 12/12/21 | 2.0 |

Parsons exploded in the month of November, recording 6.5 sacks in four November games - tied for the second-most sacks in a single month in Cowboys history:

Most Sacks in a Single-Month, Cowboys History

| Player | Sacks | Month/Season |
|----------------------------|------------|------------------|
| DeMarcus Ware | 7.0 | Oct. 2011 |
| DeMarcus Lawrence | 6.5 | Sept. 2017 |
| Micah Parsons | 6.5 | Nov. 2021 |
| Ed "Too Tall" Jones | 6.0 | Nov. 1987 |
| Tony Tolbert | 6.0 | Sept. 1996 |
| Greg Ellis | 6.0 | Nov. 2007 |
| DeMarcus Ware | 6.0 | Nov. 2008 |

Parsons leads all rookies in sacks and ranks sixth among all NFL defenders so far in 2021:

Rookie Sack Leaders in 2021

| Player | Sacks |
|---------------------------------|-------------|
| Micah Parsons, Dal | 13.0 |
| Jaelan Phillips, Mia | 8.5 |
| Azeez Ojulari, NYG | 8.0 |

★ STIX CITY SACK STREAK ★

Micah Parsons recorded a full sack in six straight games from Denver (11/27) through at Washington (12/12) - one-of-three rookies with a full sack in at least six consecutive games since 1982 when sacks became an official stat:

Longest Streak of Games with Full Sack by an NFL Rookie

| Player | Season | Sack Streak | Tot Sacks |
|--------------------------------|-------------|----------------|------------|
| Jevon Kearse, Ten..... | 1999 | 8 games | 10.0 |
| Mike Croel, Den..... | 1991 | 6 games | 7.0 |
| Micah Parsons, Dal..... | 2021 | 6 games | 9.5 |

Parsons' six-game streak is tied for the fourth-longest sack streak by any defender in Cowboys history:

Longest Streak of Games with Full Sack by Cowboys Player

| Player | Season | Sack Streak | Tot Sacks |
|---------------------------|-------------|----------------|------------|
| DeMarcus Ware..... | 2007-08 | 10 games | 13.0 |
| DeMarcus Lawrence..... | 2017 | 7 games | 10.5 |
| DeMarcus Ware..... | 2008 | 7 games | 11.0 |
| Micah Parsons..... | 2021 | 6 games | 9.5 |
| DeMarcus Ware..... | 2010-11 | 6 games | 11.0 |

★ THE LION IS ALWAYS HUNGRY ★

Micah Parsons has been on the prowl for opposing quarterbacks in his inaugural NFL season, hunting down opposing passers for 13.0 sacks on the year - tied for the third-highest sack figure by an NFL rookie since sacks became official in 1982:

Most Sacks by a Rookie in NFL History

| Player/Team | Season | Sacks |
|--------------------------------|-------------|-------------|
| Jevon Kearse, Ten..... | 1999 | 14.5 |
| Aldon Smith, SF..... | 2011 | 14.0 |
| Dwight Freeney, Ind..... | 2002 | 13.0 |
| Micah Parsons, Dal..... | 2021 | 13.0 |
| Reggie White, Phi..... | 1985 | 13.0 |
| Leslie O'Neal, SD..... | 1986 | 12.5 |
| Simeon Rice, Ari..... | 1996 | 12.5 |
| Mark Anderson, Chi..... | 2006 | 12.0 |
| Bradley Chubb, Den..... | 2018 | 12.0 |
| Charles Haley, SF..... | 1986 | 12.0 |
| Julius Peppers, Car..... | 2002 | 12.0 |
| Terrell Suggs, Bal..... | 2003 | 12.0 |

Parsons is also one-of-10 players in the NFL in 2021 with double-digit sacks and multiple forced fumbles:

Players with at Least 10.0 Sacks, Two FF in 2021

| Player | Sacks | FF | Player | Sacks | FF |
|---------------------------|-------------|----------|------------------------|-------|----|
| T.J. Watt..... | 21.5 | 4 | Aaron Donald..... | 12.5 | 4 |
| Robert Quinn..... | 18.0 | 4 | Cameron Jordan..... | 11.5 | 2 |
| Nick Bosa..... | 15.0 | 4 | Markus Golden..... | 11.0 | 4 |
| Trey Hendrickson..... | 14.0 | 3 | Haason Reddick..... | 11.0 | 2 |
| Micah Parsons..... | 13.0 | 3 | Shaquille Barrett..... | 10.0 | 3 |

★ NFC DEFENSIVE POTW ★

Micah Parsons was awarded NFC Defensive Player of the Week honors following the Cowboys road victory at Minnesota in Week 8, the first defensive player of the week honor for Parsons and the second by a Cowboys defender in 2021.

Parsons finished with a game-high 11 tackles, including four tackles for losses, with one pressure. Parsons tormented Minnesota ball carriers behind the line of scrimmage, making him only the third Cowboy (DeMarcus Ware, four times; DeMarcus Lawrence, once), to tally four tackles behind the line of scrimmage in recent history (dating back to 2008).

★ DEF ROOKIE OF THE MONTH ★

Micah Parsons was named NFL Defensive Rookie Month following a dominating four games in November.

Parsons led all NFL defenders with 6.5 sacks, which also tied DeMarcus Lawrence for the second-most sacks in a month in franchise history (DeMarcus Ware, 7.0, Oct., 2011). Parsons recorded a sack in each of the four November games, including two contests with multiple sacks. His sack on Thanksgiving Day bumped his season total to 9.0, which established a club rookie record for single-season sacks.

Not including his 6.5 sacks, Parsons notched an additional four tackles for loss (one in each game) and was credited with 13 pressures, including a season-high seven on Thanksgiving Day against Las Vegas (11/25).

★ DEF ROOKIE OF THE MONTH X2 ★

Micah Parsons earned his second NFL Defensive Rookie of the Month award for the month of December, after posting 12 tackles, 4.0 sacks, three tackles for loss, one forced fumble and one pass defended during the month. He was the only rookie to record at least one sack in three different games across Weeks 13-16.

With 1.0 sack in Week 13 at New Orleans (12/2) and 2.0 sacks in Week 14 at Washington (12/12), he became the third rookie to record a sack in six-or-more consecutive games since 1982, joining Jevon Kearse (eight consecutive games in 1999) and Mike Croel (six in 1991).

Parsons, who was also named Defensive Rookie of the Month for November, is the first Cowboys player to win multiple Rookie of the Month awards (offense or defense). This award for Parsons marks the third consecutive season that a defensive rookie has won the award in consecutive months [Tampa Bay linebacker Devin White (November & December, 2019); Carolina safety Jeremy Chinn (October & November, 2020)].

★ I'LL TAKE THAT ★

The Dallas defense forced four takeaways in Week 1 against Tom Brady and the Tampa Bay Buccaneers, tying its single-game high from a season ago (at Phi, 11/1/20 and vs. SF, 12/20/20).

The Cowboys finished last season with a -3 turnover differential, tied for 21st in the league, and had a 2-7 record in games that they posted an even or negative turnover margin.

Dallas ranks third with a +13 turnover differential in 2021, and it has posted an even or positive takeaway differential in 12-of-16 games this season, going 10-2 in those games.

2021 NFL Turnover Differential Leaders

| Team | Takeaways | Giveaways | Differential |
|--------------------|-----------|-----------|--------------|
| Green Bay..... | 26 | 10 | +16 |
| Indianapolis..... | 33 | 17 | +16 |
| Dallas..... | 33 | 20 | +13 |
| Arizona..... | 25 | 14 | +11 |
| New England..... | 23 | 12 | +10 |
| Minnesota..... | 22 | 13 | +9 |
| Buffalo..... | 30 | 22 | +8 |
| Tampa Bay..... | 27 | 19 | +8 |
| Seattle..... | 17 | 11 | +6 |
| New Orleans..... | 22 | 18 | +4 |

★ TAKEAWAYS IN BUNCHES ★

The Cowboys recorded 16 takeaways (nine fumble recoveries, seven interceptions) in the second half of the 2020 season after recording only seven takeaways in the first eight games of the season. Dallas finished the year with a takeaway in seven straight games, its longest streak with a takeaway since a nine-game streak to close the 2018 season.

Dallas has continued to pilfer the football in 2021, recording 33 takeaways through 16 games - tied for the most in the NFL. The takeaways have not only limited opponent scoring but have led to points for the Cowboys on 66.7% of drives after takeaways (22-of-33) - also first in the league:

Most Takeaways Scores in the NFL

| Team | Takeaways | Scores | TA Score% |
|--------------------|-----------|-----------|--------------|
| Dallas..... | 33 | 22 | 66.7% |
| Indianapolis..... | 33 | 20 | 60.6% |
| New England..... | 30 | 19 | 63.3% |
| Arizona..... | 25 | 17 | 68.0% |
| Green Bay..... | 26 | 17 | 65.4% |
| Kansas City..... | 28 | 17 | 60.7% |
| Tampa Bay..... | 27 | 17 | 63.0% |

13

Dallas currently ranks third in the NFL with a +13 takeaway differential. The last time a Cowboys team finished a season with a differential of at least +13-or-better was 1981, when they finished with a +18 margin.



8

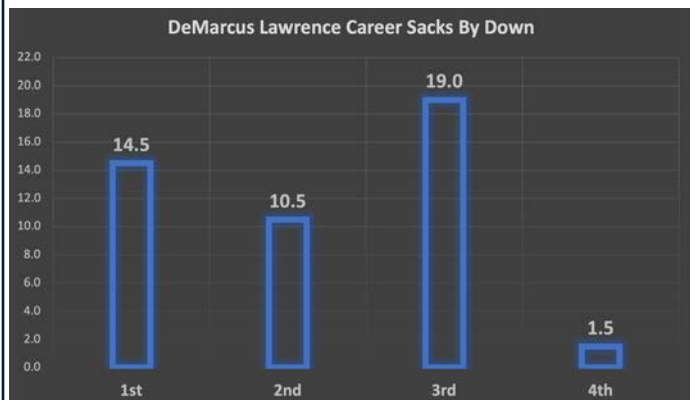
DeMarcus Lawrence has been a key cog in the Cowboys run defense, and in 2020 Lawrence had the 12th-most run stops (26) among all defensive linemen on 253 run snaps (10.3%). Despite playing in only six games in 2021, Lawrence has eight run stops in 61 run defense snaps, a stop percentage of 13.1%.

★ TANK ROLLING OVER QBS ★

DeMarcus Lawrence has recorded 47.5 sacks in the regular season, with his most coming against Kirk Cousins (5.5). Below is a breakdown of his sacks by quarterback and by down:

| Player | Sacks | Player | Sacks |
|------------------------|-------|--------------------------|-------|
| Kirk Cousins | 5.5 | Drew Brees | 1.0 |
| Eli Manning | 4.0 | Teddy Bridgewater | 1.0 |
| Daniel Jones | 3.0 | Ryan Fitzpatrick | 1.0 |
| Carson Palmer | 3.0 | Jared Goff | 1.0 |
| Matthew Stafford | 3.0 | Marcus Mariota | 1.0 |
| Matt Ryan | 2.5 | Nick Mullens | 1.0 |
| Taylor Heinicke | 2.0 | Cam Newton | 1.0 |
| Aaron Rodgers | 2.0 | Ben Roethlisberger | 1.0 |
| Trevor Siemien | 2.0 | Josh Rosen | 1.0 |
| Carson Wentz | 2.0 | Alex Smith | 1.0 |
| Jameis Winston | 2.0 | Ryan Tannehill | 1.0 |
| Russell Wilson | 1.5 | Tyrod Taylor | 1.0 |
| Kyle Allen | 1.0 | Josh Allen | 0.5 |
| C.J. Beathard | 1.0 | Colt McCoy | 0.5 |

Below is a look at Lawrence's career sacks by down:



★ PRESSURE MAKES DIAMONDS ★

Randy Gregory made the most of limited snaps in 2020, playing on 174 passing downs and rushing the passer on 170 of them. He recorded a quarterback pressure - a sack, hit or hurry - 25 times on his rushes, a pressure percentage of 14.7% that tied for the 12th-highest pressure rate among all defensive linemen on the season, per PFF.

Gregory is generating similar pressure in 2021, getting after the quarterback on 14.0% of his 301 rush snaps - 13th among defensive linemen/edge players:

| Player | Prsr% | Player | Prsr% |
|------------------------|-------|-----------------------------|--------------|
| Rashan Gary | 17.0% | Myles Garrett | 14.6% |
| Maxx Crosby | 17.0% | Nick Bosa | 14.5% |
| Trey Hendrickson | 16.5% | A. Van Ginkel | 14.5% |
| Shaq Barrett | 15.5% | Von Miller | 14.1% |
| Chris Jones | 15.4% | Randy Gregory | 14.0% |
| Matt Judon | 15.4% | Marcus Davenport | 13.9% |
| Joey Bosa | 15.0% | DeMarcus Lawrence .. | 13.8% |
| T.J. Watt | 14.8% | Preston Smith | 13.7% |

*min 100 pass rush snaps

Gregory is also translating his pressures into sacks with greater consistency in 2021, as he has recorded two multi-sack games - tied for the most multi-sack performances in a season in his career - and is second on the Cowboys with 5.0 sacks on the season:

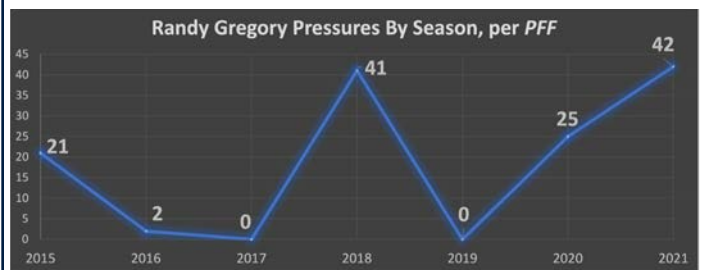
Randy Gregory Career Multi-Sack Games

| Opp, Date | Sacks |
|-------------------------|-------|
| vs. Was, 11/26/20 | 2.0 |
| vs. Phi, 12/27/20 | 1.5 |
| vs. Car, 10/3/21 | 2.0 |
| at NE, 10/17/21 | 2.0 |

Gregory has 15.5 sacks through his first 49 games played for Dallas, and his four multi-sack performances are tied for the third-most by any Cowboys defender (since 1982 when sacks became an official stat) in the first 49 games of a Cowboys career:

Dallas Cowboys Most Multi-Sack Games in First 49 Games of a Career

| Player | Seasons | Games |
|----------------------------|----------------|----------|
| DeMarcus Ware | 2005-07 | 6 |
| Jim Jeffcoat | 1983-85 | 5 |
| DeMarcus Lawrence | 2014-17 | 5 |
| Randy Gregory | 2015-21 | 4 |
| David Irving | 2015-17 | 4 |
| Danny Noonan | 1987-90 | 4 |



★ WEAPON OFF THE EDGE ★

Randy Gregory made an immediate impact in his return from injury at Washington (12/12), tipping a pass that he then intercepted in the second quarter, and then sacking quarterback Kyle Allen while simultaneously forcing a fumble that stopped an attempted comeback drive in the fourth quarter.

Gregory is the first defensive lineman to have a sack, an interception and a forced fumble in the same game since Jerry Hughes did it for Buffalo at the N.Y. Jets (10/25/20), and he is only the second Cowboys player to ever post that stat line, joining Tony Dixon who did it at Washington on Dec. 29, 2002.

Cowboys Players with 1.0 Sacks, 1 INT and 1 FF in a Game

| Player | Date/Opp | Sack | INT | FF |
|----------------------------|-------------------------|------------|----------|----------|
| Randy Gregory | at Was, 12/12/21 | 1.0 | 1 | 1 |
| Tony Dixon | at Was, 12/29/02 | 1.0 | 1 | 2 |

★ NO POINTS FOR YOU ★

Dallas is holding its opponents to 20.8 points-per-game in 2021 (seventh in the league) and is allowing scores on only 31.6% of opposing offensive possessions - the third-best opponent scoring rate in the league - and touchdowns on only 17.6% of possessions:

Lowest Opponent Touchdown Efficiency in 2021

| Team | Opp Drives | TD Drives | TD % |
|--------------------|------------|-----------|--------------|
| New Orleans..... | 185 | 30 | 16.2% |
| New England..... | 168 | 28 | 16.7% |
| Buffalo..... | 173 | 30 | 17.3% |
| Dallas..... | 193 | 34 | 17.6% |
| Denver..... | 160 | 29 | 18.1% |
| LA Rams..... | 170 | 32 | 18.8% |
| Tampa Bay..... | 179 | 35 | 19.6% |
| Miami..... | 183 | 36 | 19.7% |

Fewest PPG Allowed By Team Defense in 2021

| Team | Opp PPG | Team | Opp PPG |
|------------------|---------|--------------------|-------------|
| New England..... | 16.9 | Arizona..... | 20.5 |
| Buffalo..... | 17.4 | Tennessee..... | 20.6 |
| Denver..... | 18.4 | Dallas..... | 20.8 |
| New Orleans..... | 19.7 | GB/Phi..... | 20.9 |

★ THIRD-AND-I GOT THIS ★

The Cowboys have held opponents to 66-of-205 on third downs in 2021, which at 32.2% ranks first in the league:

Third Down Defense in 2021

| Team | 3rd Att. | 3rd Conv. | 3rd Pct. |
|--------------------|------------|-----------|--------------|
| Dallas..... | 205 | 66 | 32.2% |
| Buffalo..... | 200 | 65 | 32.5% |
| Baltimore..... | 184 | 64 | 34.8% |
| New England..... | 196 | 70 | 35.7% |
| Arizona..... | 195 | 71 | 36.4% |

Dallas' best third down defensive performance came at Minnesota (10/31), when it held the Vikings to one-of-13 (7.7%) on third down - tied for the sixth-lowest conversion rate in a single-game in Cowboys history. The Cowboys have held their opponents to 33%-or-less on third downs in 10-of-16 games this season, tied for the fifth-most games in team history with an opponent third down conversion percentage under 33.3%. The Cowboys third down defense ranks third in team history since 1970 (when the data became available):

Dallas Cowboys Lowest 3rdD% on Defense, Since 1970

| Season | Opp 3rd Att | Opp 3rd Conv. | Opp 3rd Pct. |
|------------------|-------------|---------------|--------------|
| 1992..... | 184 | 50 | 27.2% |
| 2003..... | 227 | 69 | 30.4% |
| 1999..... | 221 | 71 | 32.1% |
| 2021..... | 205 | 66 | 32.2% |
| 1977..... | 209 | 69 | 33.0% |

Below is a breakdown of the Cowboys opponent third down conversions by distance in 2021:

| 3rd & Short (<4 Yds) | 3rd & Med (4-6 Yds) | 3rd & Long (>6 Yds) | 3rd & 10+ |
|-------------------------|------------------------|------------------------|---------------|
| 25-47 (53.2%) | 15-56 (26.8%) | 26-102 (25.5%) | 13-56 (23.2%) |
| Rank: 3rd | Rank: 1st | Rank: 13th | Rank: 24th |

★ TO THE HOUSE ★

Dallas is one-of-11 teams in 2021 with multiple interception return touchdowns, posting five pick-sixes on the year - two by Trevon Diggs, one by Anthony Brown, one by Carlos Watkins and one by DeMarcus Lawrence. Dallas' five interception return touchdowns are the most in a single season in team history:

Cowboys Most INT Return TDs in a Single Season

| Season | Pick-Sixes |
|------------------|------------|
| 2021..... | 5 |
| 1999..... | 4 |
| 1995..... | 4 |
| 1985..... | 4 |
| 11 seasons..... | 3 |

★ DEFENSIVE SCORES ★

Dallas has scored six touchdowns on defense in 2021 (five interception returns and one fumble return) - the most defensive touchdowns in a single season in Cowboys history:

Cowboys Most Defensive TDs in a Single Season

| Season | INT Ret | Fum Ret | Tot TD |
|------------------|----------|----------|----------|
| 2021..... | 5 | 1 | 6 |
| 2013..... | 2 | 3 | 5 |
| 1999..... | 4 | 1 | 5 |
| 1983..... | 2 | 3 | 5 |
| 1968..... | 3 | 2 | 5 |

Combined with its six defensive scores, Dallas also has two punt block return touchdowns and a kick return touchdown in 2021 - giving it nine non-offensive touchdowns on the year - also the most in team history:

Cowboys Most Non-Offensive Scores in a Single Season

| Season | INT Ret | Fum Ret | Kck/Pnt Ret | O Ret | TotTD |
|------------------|----------|----------|-------------|----------|----------|
| 2021..... | 5 | 1 | 1 | 2 | 9 |
| 2010..... | 3 | 1 | 3 | 0 | 7 |
| 1983..... | 2 | 3 | 1 | 1 | 7 |
| 1968..... | 3 | 2 | 2 | 0 | 7 |
| 1965..... | 2 | 2 | 1 | 2 | 7 |

★ TOUCHDOWNS GALORE ★

The Dallas Cowboys have had 19 different players score a touchdown in 2021, which is the most players to score a touchdown in a single season in team history. The 1968, 1980, 1983, 1987 and 2001 Cowboys teams are second with 16 players.

Below is the list of Cowboys players who have reached the end zone for the Cowboys this season:

Cowboys Touchdowns, 2021 Season

| Player | TD | Player | TD |
|------------------------|----|------------------------|----|
| Ezekiel Elliott..... | 12 | Anthony Brown..... | 1 |
| Amari Cooper..... | 7 | Michael Gallup..... | 1 |
| CeeDee Lamb..... | 6 | Chauncey Golston..... | 1 |
| Dalton Schultz..... | 6 | DeMarcus Lawrence..... | 1 |
| Tony Pollard..... | 3 | Sean McKeon..... | 1 |
| Malik Turner..... | 3 | Dak Prescott..... | 1 |
| Cedrick Wilson..... | 3 | Terence Steele..... | 1 |
| Trevon Diggs..... | 2 | Carlos Watkins..... | 1 |
| Blake Jarwin..... | 2 | Nahshon Wright..... | 1 |
| Dorance Armstrong..... | 1 | | |

DALLAS COWBOYS 2021 DEFENSIVE THIRD DOWN PERCENTAGES BY GAME





135 Greg Zuerlein finished his first season in Dallas with 135 points, tied for the second-most in a single season in team history (Dan Bailey, 2011).

★ ZUERLEIN'S CLUTCH KICKS ★

Greg Zuerlein had two game-winning kicks for the Cowboys in 2020, first against Atlanta (9/20/20) with a 46-yard field goal and then against the N.Y. Giants (10/11/20). Zuerlein capped off the Cowboys first victory of the 2021 season with his third game-winning field goal as a Cowboy - 11th career game-clinching kick - booting a 56-yard kick as time expired at the LA Chargers:

| Season | Opp. Date | Distance |
|--------|-----------------------------|----------|
| 2021 | at LA Chargers, 9/19/21 | 56 yards |
| 2020 | vs. N.Y. Giants, 10/11/20 | 34 yards |
| 2020 | vs. Atlanta, 9/20/20 | 46 yards |
| 2018* | at New Orleans, 1/20/19 | 57 yards |
| 2018 | vs. Green Bay, 10/28/18 | 43 yards |
| 2016 | at N.Y. Jets, 11/13/16 | 34 yards |
| 2015 | vs. Seattle, 9/13/15 | 37 yards |
| 2014 | at San Francisco, 11/2/14 | 39 yards |
| 2014 | at Tampa Bay, 9/14/14 | 38 yards |
| 2013 | vs. Arizona, 9/8/13 | 48 yards |
| 2012 | vs. San Francisco, 12/12/12 | 54 yards |

*NFC Conference Championship Game

The kick to beat the Chargers was the second-longest game-winner of Zuerlein's career - longest regular season kick - and Zuerlein's 57-yard game-winning kick in the NFC Conference Championship game in 2018 is the longest game-winning field goal in postseason history.

★ GREG THE LEG ★

Zuerlein is 28-of-34 on field goals in 2021- two-of-five from 50-plus yards. He is tied for 12th in the NFL with 120 kicking points.

Zuerlein finished three-of-nine from 50-plus in 2020 and connected on 34-of-41 field goals overall, tied with Richie Cunningham (1997) for the most made field goals in a single season in team history. He also tallied 135 points, tied for second-most in a single season in team history.

He became the third fastest player to reach 250 made field goals at Kansas City (11/21), doing so in just 144 career games:

Fastest Kickers to 250 Field Goals Made, NFL History

| Player | Games |
|-------------------------|-------|
| Justin Tucker..... | 118 |
| Stephen Gostkowski..... | 139 |
| Greg Zuerlein..... | 144 |

★ POINT PERSON ★

Greg Zuerlein's 28 made field goals this year are tied for the ninth-most in a single-season in Cowboys history:

Most Made Field Goals in a Season, Cowboys History

| Player/Season | FGA | FGM | FG% | PAT | Pts |
|------------------------------|-----|-----|-------|-----|-----|
| Richie Cunningham, 1997..... | 37 | 34 | 91.9% | 24 | 126 |
| Greg Zuerlein, 2020..... | 41 | 34 | 82.9% | 33 | 135 |
| Dan Bailey, 2011..... | 37 | 32 | 86.5% | 39 | 135 |
| Chris Boniol, 1996..... | 36 | 32 | 88.9% | 24 | 120 |
| Dan Bailey, 2015..... | 32 | 30 | 93.8% | 25 | 115 |
| Dan Bailey, 2012..... | 31 | 29 | 93.5% | 37 | 124 |
| Richie Cunningham, 1998..... | 35 | 29 | 82.9% | 40 | 127 |
| Brett Maher, 2018..... | 36 | 29 | 80.6% | 32 | 119 |
| Dan Bailey, 2013..... | 30 | 28 | 93.3% | 47 | 131 |
| Eddie Murray, 1993..... | 33 | 28 | 84.8% | 38 | 122 |
| Greg Zuerlein, 2021..... | 34 | 28 | 82.4% | 36 | 120 |

★ NET RESULT ★

Bryan Anger has recorded 64 punts for the Cowboys (t-seventh) in 2021 and has been very effective when needed, registering a net average of 44.6 that ranks first in 2021 and would be the highest net average in a single season in Cowboys history:

Highest Single-Season Net Punting Avg., Cowboys History

| Player/Season | Punt | TB | In20 | Net Avg. |
|------------------------|------|----|------|----------|
| Bryan Anger, 2021..... | 64 | 4 | 24 | 44.6 |
| Chris Jones, 2015..... | 69 | 1 | 27 | 42.5 |
| Mat McBriar, 2010..... | 65 | 8 | 22 | 41.7 |
| Chris Jones, 2017..... | 66 | 5 | 62 | 41.4 |
| Chris Jones, 2016..... | 58 | 4 | 22 | 40.5 |

★ PIN 'EM BACK ★

The Cowboys are forcing their opponents to drive the field in 2021, pinning them back to an average start position of the 27.1 yard line - sixth-best in the league:

2021 Opponent Average Start Position

| Team | Opp Possessions | Avg. Start Line |
|-------------------|-----------------|-----------------|
| Seattle..... | 179 | 25.8 |
| Kansas City..... | 161 | 26.6 |
| Denver..... | 160 | 26.7 |
| Indianapolis..... | 171 | 26.8 |
| Las Vegas..... | 167 | 26.8 |
| Dallas..... | 193 | 27.1 |
| Green Bay..... | 162 | 27.1 |
| New England..... | 168 | 27.2 |

Bryan Anger has played a large part in pinning opposing offenses deep in their own territory, downing 10-of-64 punts on the year inside the 10-yard line, an inside-10 percentage that ranks 10th in the league:

2021 Punts Downed Inside the Opp 10-Yard Line

| Player | In10% | Player | In10% |
|----------------------|-------|----------------------|-------|
| Blake Gillikin..... | 21.0% | Tress Way..... | 16.4% |
| Arryn Siposs..... | 19.2% | Brett Kern..... | 16.3% |
| Thomas Morstead..... | 18.6% | Braden Mann..... | 16.1% |
| Logan Cooke..... | 18.5% | Bryan Anger..... | 15.6% |
| Corey Bojorquez..... | 17.3% | Matt Haack..... | 15.2% |
| Bradley Pinion..... | 17.0% | Michael Dickson..... | 14.8% |

Anger dropped four punts inside the 10-yard line at the N.Y. Giants (12/19), the most in a single-game by a Cowboy since the 2000 season, and a single-game career-best for him.

★ BLOCK PARTY ★

Dallas has blocked three punts thus far in 2021, tied for the most in a single season in franchise history:

Most Single-Season Blocked Punts in Cowboys History

| Season | PntBlk | Season | PntBlk |
|-----------|--------|-----------|--------|
| 1991..... | 3 | 1990..... | 2 |
| 2021..... | 3 | 1976..... | 2 |
| 1992..... | 2 | 1973..... | 2 |

2021 DALLAS COWBOYS STATISTICS

WON 11, LOST 5

| | | | | |
|-------|---|------------|------------------|--------|
| 9/9 | L | 29-31 | at Tampa Bay | 65,566 |
| 9/19 | W | 20-17 | at L.A. Chargers | 70,240 |
| 9/27 | W | 41-21 | Philadelphia | 93,267 |
| 10/3 | W | 36-28 | Carolina | 93,262 |
| 10/10 | W | 44-20 | N.Y. Giants | 93,476 |
| 10/17 | W | 35-29 (OT) | at New England | 65,878 |
| 10/31 | W | 20-16 | at Minnesota | 66,633 |
| 11/7 | L | 16-30 | Denver | 93,503 |
| 11/14 | W | 43-3 | Atlanta | 93,436 |
| 11/21 | L | 9-19 | at Kansas City | 73,494 |
| 11/25 | L | 33-36 (OT) | Las Vegas | 93,483 |
| 12/2 | W | 27-17 | at New Orleans | 69,170 |
| 12/12 | W | 27-20 | at Washington | 61,308 |
| 12/19 | W | 21-6 | at N.Y. Giants | 77,413 |
| 12/26 | W | 56-14 | Washington | 93,482 |
| 1/2 | L | 22-25 | Arizona | 93,459 |

2021 TEAM STATISTICS

| | DAL | OPP. |
|----------------------------------|-----------------|----------------|
| FIRST DOWNS | 368 | 305 |
| Rushing | 102 | 90 |
| Passing | 235 | 180 |
| Penalty | 31 | 35 |
| Third Down-Made/Att | 91/215 | 66/205 |
| Third Down Efficiency | 42.3% | 32.2% |
| Fourth Down-Made/Att | 12/22 | 13/23 |
| Fourth Down Efficiency | 54.5% | 56.5% |
| TOTAL NET YARDS | 6,444 | 5,652 |
| Avg. Per Game | 402.8 | 353.3 |
| Total Plays | 1,092 | 1,012 |
| Avg. Per Play | 5.9 | 5.6 |
| NET YARDS RUSHING | 1,948 | 1,769 |
| Avg. Per Game | 121.8 | 110.6 |
| Total Rushes | 441 | 396 |
| Avg. Per Rush | 4.4 | 4.5 |
| NET YARDS PASSING | 4,496 | 3,883 |
| Avg. Per Game | 281.0 | 242.7 |
| Sacked/Yards Lost | 32/162 | 38/275 |
| Gross Yards | 4,658 | 4,158 |
| Attempts/Completions | 619/422 | 578/344 |
| Pct. of Completion | 68.2% | 59.5% |
| Had Intercepted | 11 | 25 |
| PUNTS/AVERAGE | 64/48.4 | 65/46.7 |
| Net Punting Average | 44.6 | 40.9 |
| PUNT RETURN/AVG. | 27/6.4 | 24/6.8 |
| KICKOFF RETURN/AVG. | 26/25.2 | 15/25.6 |
| INTERCEPTION RETURN/AVG. | 25/15.9 | 11/13.2 |
| PENALTIES/YARDS | 122/1059 | 118/943 |
| FUMBLES/BALL LOST | 26/9 | 14/8 |
| TOUCHDOWNS | 57 | 36 |
| Rushing | 13 | 12 |
| Passing | 35 | 22 |
| Returns | 9 | 2 |
| EXTRA POINTS/ATTEMPTS | 41/46 | 27/30 |
| TWO POINT CONVERSION/ATT. | 6/10 | 4/6 |
| FIELD GOALS/ATTEMPTS | 28/34 | 27/33 |
| AVG. TIME OF POSSESSION | 30:30 | 29:30 |

| SCORE BY PERIODS | Q1 | Q2 | Q3 | Q4 | OT | PTS |
|------------------|-----|-----|-----|-----|----|-----|
| TEAM | 120 | 126 | 103 | 124 | 6 | 479 |
| OPPONENTS | 83 | 86 | 62 | 98 | 3 | 332 |

| SCORING | TD | RU | PA | RT | PAT | FG | 2PT | S | PTS |
|---------------|----|----|----|----|-------|-------|-----|---|-----|
| G. Zuerlein | 0 | 0 | 0 | 0 | 36/41 | 28/34 | 0 | 0 | 120 |
| E. Elliott | 12 | 10 | 2 | 0 | 0/0 | 0/0 | 3 | 0 | 78 |
| A. Cooper | 8 | 0 | 8 | 0 | 0/0 | 0/0 | 0 | 0 | 48 |
| D. Schultz | 6 | 0 | 6 | 0 | 0/0 | 0/0 | 1 | 0 | 38 |
| C. Lamb | 6 | 0 | 6 | 0 | 0/0 | 0/0 | 0 | 0 | 36 |
| C. Wilson | 4 | 0 | 4 | 0 | 0/0 | 0/0 | 1 | 0 | 26 |
| T. Pollard | 3 | 2 | 0 | 1 | 0/0 | 0/0 | 0 | 0 | 18 |
| M. Turner | 3 | 0 | 3 | 0 | 0/0 | 0/0 | 0 | 0 | 18 |
| T. Diggs | 2 | 0 | 0 | 2 | 0/0 | 0/0 | 0 | 0 | 12 |
| M. Gallup | 2 | 0 | 2 | 0 | 0/0 | 0/0 | 0 | 0 | 12 |
| B. Jarwin | 2 | 0 | 2 | 0 | 0/0 | 0/0 | 0 | 0 | 12 |
| D. Prescott | 1 | 1 | 0 | 0 | 0/0 | 0/0 | 1 | 0 | 8 |
| D. Armstrong | 1 | 0 | 0 | 1 | 0/0 | 0/0 | 0 | 0 | 6 |
| A. Brown | 1 | 0 | 0 | 1 | 0/0 | 0/0 | 0 | 0 | 6 |
| C. Golston | 1 | 0 | 0 | 1 | 0/0 | 0/0 | 0 | 0 | 6 |
| D. Lawrence | 1 | 0 | 0 | 1 | 0/0 | 0/0 | 0 | 0 | 6 |
| S. McKeon | 1 | 0 | 1 | 0 | 0/0 | 0/0 | 0 | 0 | 6 |
| T. Steele | 1 | 0 | 1 | 0 | 0/0 | 0/0 | 0 | 0 | 6 |
| C. Watkins | 1 | 0 | 0 | 1 | 0/0 | 0/0 | 0 | 0 | 6 |
| N. Wright | 1 | 0 | 0 | 1 | 0/0 | 0/0 | 0 | 0 | 6 |
| L. Hajrullahu | 0 | 0 | 0 | 0 | 5/5 | 0/0 | 0 | 0 | 5 |
| TEAM | 57 | 13 | 35 | 9 | 41/46 | 28/34 | 6 | 0 | 479 |
| OPPONENTS | 36 | 12 | 22 | 2 | 27/30 | 27/33 | 4 | 0 | 332 |

2-Pt Conv: D. Schultz 1, C. Wilson 1, E. Elliott 3, D. Prescott 1, C. Wilson 0, **TM** 6-10, **OPP** 4-6

SACKS: M. Parsons 13.0, R. Gregory 6.0, D. Armstrong 4.5, T. Basham 2.5, O. Odighizuwa 2.0, D. Lawrence 2.0, J. Lewis 1.5, N. Gallimore 1.5, C. Golston 1.0, J. Kearse 1.0, K. Neal 1.0, C. Watkins 1.0, L. Vander Esch 1.0, **TM** 38.0, **OPP** 32.0

FUM/LOST: D. Prescott 14/6, T. Biadasz 3/0, C. Wilson 3/0, T. Pollard 2/0, E. Elliott 1/1, N. Wright 1/1, C. Rush 1/1, A. Cooper 1/0, **TM** 26/9, **OPP** 14/8

| RUSHING | NO. | YDS | AVG | LONG | TD |
|-------------|-----|-------|------|------|----|
| E. Elliott | 219 | 915 | 4.2 | 47 | 10 |
| T. Pollard | 130 | 719 | 5.5 | 58t | 2 |
| D. Prescott | 48 | 146 | 3.0 | 21 | 1 |
| C. Clement | 26 | 82 | 3.2 | 10 | 0 |
| C. Lamb | 9 | 76 | 8.4 | 33 | 0 |
| C. Wilson | 2 | 11 | 5.5 | 6 | 0 |
| J. Hardy | 1 | 3 | 3.0 | 3 | 0 |
| C. Rush | 6 | -4 | -0.7 | 2 | 0 |
| TEAM | 441 | 1,948 | 4.4 | 58t | 13 |
| OPPONENTS | 396 | 1,769 | 4.5 | 33 | 12 |

| RECEIVING | NO. | YDS | AVG | LONG | TD |
|-------------|-----|-------|------|------|----|
| C. Lamb | 77 | 1,057 | 13.7 | 49t | 6 |
| D. Schultz | 75 | 787 | 10.5 | 32t | 6 |
| A. Cooper | 63 | 786 | 12.5 | 41 | 8 |
| M. Gallup | 35 | 445 | 12.7 | 41 | 2 |
| E. Elliott | 46 | 284 | 6.2 | 21 | 2 |
| C. Wilson | 40 | 483 | 12.1 | 73t | 4 |
| T. Pollard | 39 | 337 | 8.6 | 32 | 0 |
| N. Brown | 16 | 184 | 11.5 | 27 | 0 |
| M. Turner | 12 | 149 | 12.4 | 61 | 3 |
| B. Jarwin | 10 | 90 | 9.0 | 20 | 2 |
| S. McKeon | 4 | 27 | 6.8 | 12 | 1 |
| C. Clement | 2 | 7 | 3.5 | 5 | 0 |
| J. Sprinkle | 2 | 21 | 10.5 | 11 | 0 |
| T. Steele | 1 | 1 | 1.0 | 1t | 1 |
| TEAM | 422 | 4,658 | 11.0 | 73t | 35 |
| OPPONENTS | 344 | 4,158 | 12.1 | 75t | 22 |

| INTERCEPTIONS | NO. | YDS | AVG | LONG | TD |
|---------------|-----|-----|------|------|----|
| T. Diggs | 11 | 142 | 12.9 | 59t | 2 |
| J. Lewis | 3 | 88 | 29.3 | 66 | 0 |
| A. Brown | 3 | 45 | 15.0 | 45t | 1 |
| J. Kearse | 2 | 34 | 17.0 | 34 | 0 |
| D. Kazee | 2 | 8 | 4.0 | 8 | 0 |
| D. Lawrence | 1 | 40 | 40.0 | 40t | 1 |
| C. Watkins | 1 | 29 | 29.0 | 29t | 1 |
| R. Gregory | 1 | 12 | 12.0 | 12 | 0 |
| M. Hooker | 1 | 0 | 0.0 | 0 | 0 |
| TEAM | 25 | 398 | 15.9 | 66 | 5 |
| OPPONENTS | 11 | 145 | 13.2 | 31t | 5 |

| PUNTING | NO. | YDS | AVG | NET | TB | IN | LG | B |
|-----------|-----|-------|------|------|----|----|----|---|
| B. Anger | 64 | 3,099 | 48.4 | 44.6 | 4 | 24 | 63 | 0 |
| TEAM | 64 | 3,099 | 48.4 | 44.6 | 4 | 24 | 63 | 0 |
| OPPONENTS | 65 | 3,038 | 46.7 | 40.9 | 4 | 26 | 68 | 3 |

| PUNT RETURNS | RET | FC | YDS | AVG | LONG | TD |
|--------------|-----|----|-----|-----|------|----|
| C. Lamb | 13 | 9 | 128 | 9.8 | 21 | 0 |
| C. Wilson | 11 | 5 | 36 | 3.3 | 14 | 0 |
| T. Diggs | 2 | 0 | 10 | 5.0 | 9 | 0 |
| N. Wright | 1 | 0 | 0 | 0.0 | 0 | 0 |
| TEAM | 27 | 14 | 174 | 6.4 | 21 | 0 |
| OPPONENTS | 24 | 24 | 163 | 6.8 | 23 | 0 |

| KICKOFF RETURNS | NO. | YDS | AVG | LONG | TD |
|-----------------|-----|-----|------|------|----|
| T. Pollard | 17 | 489 | 28.8 | 100t | 1 |
| C. Clement | 8 | 152 | 19.0 | 29 | 0 |
| J. Hardy | 1 | 15 | 15.0 | 15 | 0 |
| TEAM | 26 | 656 | 25.2 | 100t | 1 |
| OPPONENTS | 15 | 384 | 25.6 | 41 | 0 |

| FIELD GOALS | 1-19 | 20-29 | 30-39 | 40-49 | 50+ |
|------------------|------|-------|-------|-------|------|
| G. Zuerlein | 0/0 | 5/5 | 15/16 | 6/8 | 2/5 |
| L. Hajrullahu | 0/0 | 0/0 | 0/0 | 0/0 | 0/0 |
| TEAM | 0/0 | 5/5 | 15/16 | 6/8 | 2/5 |
| OPPONENTS | 0/0 | 7/7 | 7/7 | 7/8 | 6/11 |

G. Zuerlein: (31WL, 35, 60SH, 21, 48) (34, 56) () (37) (31, 38, 31) (30, 45, 51WL, 49) (43WL, 38, 39) () () (33, 30, 48) (59LU, 29, 45) (55, 34) (35, 38, 37, 29) (26, 42, 27) () (43WL). **L. Hajrullahu:** () () () () () () () () () () () () () () ()

OPP: (36) (46, 44LU, 32, 29) () (54WL) (54WR, 51, 51) () (45, 40, 24) (53, 27, 53WR, 42) (35) (37, 53, 51WR) (22, 46, 30, 56, 29) (56WR, 42) () (35, 42) () (24, 53, 26, 38)

| PASSING | ATT | CMP | YDS | CMP% | YDS/ATT | TD | TD% | INT | INT% | LONG | SACK/LOST | RATING |
|-------------|-----|-----|-------|-------|---------|----|-----|-----|------|------|-----------|--------|
| D. Prescott | 569 | 389 | 4,154 | 68.4 | 7.3 | 32 | 5.6 | 10 | 1.8 | 51 | 29.0/143 | 100.9 |
| C. Rush | 46 | 29 | 412 | 63.0 | 9.0 | 3 | 6.5 | 1 | 2.2 | 73t | 3.0/19 | 104.6 |
| C. Wilson | 3 | 3 | 88 | 100.0 | 29.3 | 0 | 0.0 | 0 | 0.0 | 35 | 0.0/0 | 118.8 |
| E. Elliott | 1 | 1 | 4 | 100.0 | 4.0 | 0 | 0.0 | 0 | 0.0 | 4 | 0.0/0 | 83.3 |
| TEAM | 619 | 422 | 4,658 | 68.2 | 7.5 | 35 | 5.7 | 11 | 1.8 | 73t | 32.0/162 | 101.7 |
| OPPONENTS | 578 | 344 | 4,158 | 59.5 | 7.2 | 22 | 3.8 | 25 | 4.3 | 75t | 38.0/275 | 76.3 |

2021 DALLAS COWBOYS DEFENSIVE STATISTICS

| RNK | PLAYER | TKL | AST | TOTAL | SACKS/YDS | TFL/YDS | QBPR | FR | FF | INT/YDS | PD |
|-----|-----------------------|-----|-----|-------|-----------|---------|------|----|----|---------|----|
| 1. | Kearse, Jayron | 62 | 30 | 92 | 1.0/-2 | 7/-16 | 10 | 1 | | 2/34 | 10 |
| 2. | Vander Esch, Leighton | 57 | 23 | 80 | 1.0/-7 | 3/-6 | 4 | | | | 1 |
| 3. | Brown, Anthony | 63 | 16 | 79 | | 1/-4 | | | 1 | 3/45 | 17 |
| 4. | Neal, Keanu | 45 | 27 | 72 | 1.0/-1 | 4/-13 | 1 | | | | |
| 5. | Parsons, Micah | 52 | 12 | 64 | 13.0/-120 | 12/-35 | 42 | | 3 | | 3 |
| 6. | Lewis, Jourdan | 50 | 6 | 56 | 1.5/-4 | 1/-3 | 2 | 2 | 1 | 3/88 | 11 |
| 7. | Diggs, Trevon | 47 | 9 | 56 | | | | | | 11/142 | 21 |
| 8. | Kazee, Damontae | 34 | 14 | 48 | | | | | 2 | 2/8 | 4 |
| 9. | Hooker, Malik | 34 | 7 | 41 | | 1/-1 | | | | 1/0 | 2 |
| 10. | Basham, Tarell | 22 | 14 | 36 | 2.5/-11 | 1/-5 | 30 | 1 | 1 | | |
| 11. | Armstrong, Dorance | 23 | 12 | 35 | 4.5/-33 | | 17 | 1 | | | 1 |
| 12. | Golston, Chauncey | 20 | 11 | 31 | 1.0/-7 | | 7 | 1 | | | 1 |
| 13. | Odighizuwa, Osa | 19 | 12 | 31 | 2.0/-20 | 4/-8 | 12 | | | | |
| 14. | Watkins, Carlos | 18 | 12 | 30 | 1.0/-8 | 4/-10 | 2 | 1 | | 1/29 | 1 |
| 15. | Wilson, Donovan | 18 | 9 | 27 | | 1/-4 | 1 | | | | 1 |
| 16. | Smith, Jaylon | 14 | 5 | 19 | | | | | | | |
| 17. | Lawrence, DeMarcus | 11 | 4 | 15 | 2.0/-11 | 2/-4 | 15 | | 2 | 1/40 | 4 |
| 18. | Gregory, Randy | 7 | 6 | 13 | 6.0/-40 | 1/-5 | 29 | 1 | 3 | 1/12 | 1 |
| 19. | Bohanna, Quinton | 3 | 9 | 12 | | | 1 | | | | |
| 20. | Hamilton, Justin | 6 | 5 | 11 | | 1/-1 | 4 | | | | |
| 21. | Hill, Trysten | 7 | 2 | 9 | | | 4 | | | | |
| 22. | Gallimore, Neville | 4 | 3 | 7 | 1.5/-11 | | 6 | | | | |
| 23. | Canady, Maurice | 4 | 1 | 5 | | | | | | | |
| 24. | Joseph, Kelvin | 4 | 0 | 4 | | 1/-2 | | | | | 2 |
| 25. | Wright, Nahshon | 3 | 0 | 3 | | | | | | | |
| 26. | Urban, Brent | 0 | 3 | 3 | | | 1 | | | | 1 |
| 27. | Anae, Bradley | 2 | 0 | 2 | | | | | | | |
| | Faoliu, Austin | 2 | 0 | 2 | | | | | | | |
| | Kamara, Azur | 2 | 0 | 2 | | | 1 | | | | |
| | Thompson, Darian | 2 | 0 | 2 | | | | | | | |
| 31. | Gifford, Luke | 1 | 1 | 2 | | 1/-4 | | | | | |
| 32. | Bernard, Francis | 1 | 0 | 1 | | | | | | | |
| | Cox, Jabril | 1 | 0 | 1 | | | | | | | |

Ast=Assist, TFL=Tackle for a Loss, QBPR=Pressures, Int=Interception, FR=Fumble Recovery, FF=Forced Fumble, PD=Pass Defense

| 2021 COWBOYS SPECIAL TEAMS | | | | | | | |
|----------------------------|-----------------------|---|---|-----|----|----|----|
| RNK | PLAYER | S | A | TOT | FF | FR | BL |
| 1. | Goodwin, C.J. | 6 | 2 | 8 | | | |
| 2. | Pollard, Tony | 5 | 0 | 5 | | | |
| 3. | Clement, Corey | 4 | 0 | 4 | | | 1 |
| 4. | Gifford, Luke | 3 | 1 | 4 | | | 1 |
| 5. | Kearse, Jayron | 3 | 0 | 3 | | | |
| 6. | Bernard, Francis | 2 | 1 | 3 | | | |
| | Brown, Noah | 2 | 1 | 3 | | | |
| | Sprinkle, Jeremy | 2 | 1 | 3 | | | |
| 9. | Neal, Keanu | 2 | 0 | 2 | | | |
| | Wright, Nahshon | 2 | 0 | 2 | | | |
| 11. | Joseph, Kelvin | 1 | 1 | 2 | | | |
| 12. | Armstrong, Dorance | 1 | 0 | 1 | | | 1 |
| | Cox, Jabril | 1 | 0 | 1 | | | |
| | McQuaide, Jake | 1 | 0 | 1 | | | |
| | Ralston, Nick | 1 | 0 | 1 | | | |
| | Thompson, Darian | 1 | 0 | 1 | | | |
| | Wilson, Cedrick | 1 | 0 | 1 | | | 1 |
| 18. | Burton, Deante | 0 | 1 | 1 | | | |
| | Kamara, Azur | 0 | 1 | 1 | | | |
| | McKeon, Sean | 0 | 1 | 1 | | | |
| | Turner, Malik | 0 | 1 | 1 | | | |
| | Vander Esch, Leighton | 0 | 1 | 1 | | | |
| 23. | Golston, Chauncey | 0 | 0 | 0 | | | 1 |

| DEFENSIVE STATS BY RANK | | | | | | | |
|-------------------------|----|-----------------|------|------------------|----|---------------|----|
| PRESSURES | | SACKS | | TACKLES FOR LOSS | | INTERCEPTIONS | |
| PLAYER | NO | PLAYER | NO | PLAYER | NO | PLAYER | NO |
| 1. M. Parsons | 42 | 1. M. Parsons | 13.0 | 1. M. Parsons | 12 | 1. T. Diggs | 11 |
| 2. T. Basham | 30 | 2. R. Gregory | 6.0 | 2. J. Kearse | 7 | 2. A. Brown | 3 |
| 3. R. Gregory | 29 | 3. D. Armstrong | 4.5 | 3. K. Neal | 4 | J. Lewis | 3 |
| 4. D. Armstrong | 17 | 4. T. Basham | 2.5 | O. Odighizuwa | 4 | 4. D. Kaze | 2 |
| 5. D. Lawrence | 15 | 5. D. Lawrence | 2.0 | C. Watkins | 4 | J. Kearse | 2 |

| FORCED FUMBLES | | FUMBLE RECOVERIES | | PASSES DEFENSED | |
|----------------|----|-------------------|----|-----------------|----|
| PLAYER | NO | PLAYER | NO | PLAYER | NO |
| 1. R. Gregory | 3 | 1. J. Lewis | 2 | 1. T. Diggs | 21 |
| M. Parsons | 3 | 2. D. Armstrong | 1 | 2. A. Brown | 17 |
| 3. D. Kaze | 2 | T. Basham | 1 | 3. J. Lewis | 11 |
| D. Lawrence | 2 | C. Golston | 1 | 4. J. Kearse | 10 |
| 5. T. Basham | 1 | R. Gregory | 1 | 5. D. Kaze | 4 |

2021 SNAP COUNT

| | 9/9 | 9/19 | 9/27 | 10/3 | 10/10 | 10/17 | 10/31 | 11/7 | 11/14 | 11/21 | 11/25 | 12/2 | 12/12 | 12/19 | 12/26 | 1/2/22 | 1/9/22 | Total |
|-------------------------|-------------|-------------|-------------|-------------|-------------|-------------|-------------|-------------|-------------|-------------|-------------|-------------|-------------|-------------|-------------|-------------|--------|-------|
| | @ TB | @ LAC | PHI | CAR | NYG | @ NE | @ Min | DEN | ATL | @ KC | LV | @ NO | @ Was | @ NYG | WAS | ARI | @ Phi | Snaps |
| OFFENSE | | | | | | | | | | | | | | | | | | Pct. |
| Total Plays-Off-Pct | 64 | 62 | 77 | 61 | 78 | 83 | 73 | 62 | 77 | 67 | 74 | 70 | 88 | 71 | 73 | 64 | | 1,167 |
| 4 Dak Prescott | 83 - 98.8% | 62 - 100.0% | 74 - 96.1% | 61 - 100.0% | 78 - 100.0% | 89 - 100.0% | 73 - 100.0% | 62 - 100.0% | 77 - 100.0% | 67 - 100.0% | 74 - 100.0% | 70 - 100.0% | 88 - 100.0% | 71 - 100.0% | 73 - 100.0% | 64 - 100.0% | | 1,063 |
| 10 Cooper Rush | 0 - 0.0% | 0 - 0.0% | 3 - 3.9% | 0 - 0.0% | 0 - 0.0% | 0 - 0.0% | 0 - 0.0% | 0 - 0.0% | 0 - 0.0% | 0 - 0.0% | 0 - 0.0% | 0 - 0.0% | 0 - 0.0% | 0 - 0.0% | 0 - 0.0% | 0 - 0.0% | | 102 |
| 15 Will Grier | 0 - 0.0% | 0 - 0.0% | 0 - 0.0% | 0 - 0.0% | 0 - 0.0% | 0 - 0.0% | 0 - 0.0% | 0 - 0.0% | 0 - 0.0% | 0 - 0.0% | 0 - 0.0% | 0 - 0.0% | 0 - 0.0% | 0 - 0.0% | 0 - 0.0% | 0 - 0.0% | | 0 |
| 20 Tony Pollard | 20 - 23.8% | 21 - 33.3% | 29 - 37.7% | 18 - 29.5% | 31 - 39.7% | 26 - 29.2% | 19 - 26.0% | 24 - 38.7% | 32 - 41.6% | 22 - 32.8% | 31 - 41.9% | 28 - 40.0% | 0 - 0.0% | 29 - 40.8% | 25 - | 19 - 29.7% | | 374 |
| 21 Ezekiel Elliott | 70 - 83.3% | 44 - 70.1% | 54 - 70.1% | 46 - 75.4% | 47 - 60.3% | 63 - 70.8% | 55 - 75.3% | 33 - 53.2% | 38 - 49.4% | 46 - 68.7% | 47 - 63.5% | 45 - 64.3% | 54 - 63.5% | 44 - 62.0% | 42 - | 45 - 70.3% | | 773 |
| 32 Corey Clement | 0 - 0.0% | 0 - 0.0% | 3 - 3.9% | 0 - 0.0% | 0 - 0.0% | 0 - 0.0% | 0 - 0.0% | 5 - 8.1% | 13 - 16.9% | 0 - 0.0% | 0 - 0.0% | 0 - 0.0% | 0 - 0.0% | 0 - 0.0% | 7 - | 0 - 0.0% | | 59 |
| 37 JaQuan Hardy | | | | | | | | | | | | | | | | | | 0 |
| 46 Nick Ralston | 34 - 40.5% | 36 - 58.1% | 29 - 37.7% | 35 - 57.4% | 52 - 66.7% | 44 - 49.4% | 42 - 57.5% | 51 - 82.3% | 1 - 1.3% | 42 - 62.7% | 54 - 73.0% | 0 - 0.0% | 9 - 10.6% | 1 - 1.4% | 26 - 35.6% | 30 - 46.9% | | 486 |
| 13 Michael Gallup | 50 - 58.5% | | | | | | | | | | | | | | | | | 498 |
| 17 Malik Turner | | | | | | | | | | | | | | | | | | 113 |
| 19 Amari Cooper | 74 - 88.1% | 60 - 96.8% | 66 - 85.7% | 29 - 47.5% | 57 - 73.4% | 78 - 87.6% | 63 - 86.3% | 38 - 58.0% | 23 - 29.9% | 8 - 11.3% | 12 - 16.2% | 24 - 34.3% | 75 - 88.2% | 6 - 9.5% | 52 - 71.2% | 58 - 90.6% | | 789 |
| 81 Smokey Holt | 0 - 0.0% | 0 - 0.0% | 4 - 5.2% | 0 - 0.0% | 0 - 0.0% | 0 - 0.0% | 0 - 0.0% | 0 - 0.0% | 0 - 0.0% | 0 - 0.0% | 0 - 0.0% | 0 - 0.0% | 0 - 0.0% | 0 - 0.0% | 0 - 0.0% | 0 - 0.0% | | 7 |
| 85 Noah Brown | 0 - 0.0% | 12 - 19.4% | 23 - 29.9% | 21 - 34.4% | 23 - 29.5% | 18 - 20.2% | 13 - 17.8% | 25 - 40.3% | 28 - 36.4% | 42 - 62.7% | 69 - 93.2% | 12 - 17.1% | 3 - 4.3% | 0 - 0.0% | 0 - 0.0% | 4 - 6.3% | | 290 |
| 88 Cedee Lamb | 61 - 72.6% | 60 - 96.8% | 66 - 85.7% | 49 - 80.3% | 65 - 83.3% | 77 - 86.5% | 65 - 89.0% | 48 - 71.0% | 32 - 41.6% | 36 - 53.1% | 0 - 0.0% | 62 - 88.6% | 57 - 67.1% | 49 - 69.0% | 54 - 74.0% | 56 - 87.5% | | 833 |
| 49 Ian Bunting | | | | | | | | | | | | | | | | | | 2 |
| 84 Sean McKeon | 57 - 67.9% | 45 - 72.8% | 53 - 68.8% | 48 - 78.7% | 57 - 73.1% | 75 - 84.3% | 60 - 82.2% | 59 - 95.2% | 35 - 46.8% | 9 - 13.4% | 12 - 16.2% | 19 - 27.1% | 67 - 95.7% | 6 - 8.5% | 17 - 23.3% | 5 - 7.8% | | 116 |
| 86 Dalton Schultz | 3 - 3.6% | 2 - 3.2% | 9 - 11.7% | 14 - 23.0% | 13 - 16.7% | 8 - 9.0% | 5 - 6.8% | 3 - 4.8% | 27 - 35.0% | 0 - 0.0% | 3 - 4.1% | 7 - 10.0% | 23 - 27.1% | 17 - 23.9% | 17 - 23.3% | 11 - 17.2% | | 957 |
| 87 Jeremy Sprinkle | 48 - 57.1% | 29 - 46.8% | 43 - 55.8% | 33 - 54.1% | 31 - 39.7% | 47 - 52.8% | 32 - 43.8% | 62 - 100.0% | 77 - 100.0% | 1 - 1.5% | 3 - 4.1% | 1 - 1.4% | 13 - 15.3% | 71 - 100.0% | 73 - 100.0% | 64 - 100.0% | | 263 |
| 89 Blake Jarvin | 83 - 98.8% | 62 - 100.0% | 77 - 100.0% | 61 - 100.0% | 78 - 100.0% | 89 - 100.0% | 73 - 100.0% | 62 - 100.0% | 77 - 100.0% | 67 - 100.0% | 74 - 100.0% | 70 - 100.0% | 88 - 100.0% | 71 - 100.0% | 73 - 100.0% | 64 - 100.0% | | 1,084 |
| 92 Connor Williams | 83 - 98.8% | 62 - 100.0% | 77 - 100.0% | 61 - 100.0% | 78 - 100.0% | 89 - 100.0% | 73 - 100.0% | 62 - 100.0% | 77 - 100.0% | 67 - 100.0% | 74 - 100.0% | 70 - 100.0% | 88 - 100.0% | 71 - 100.0% | 73 - 100.0% | 64 - 100.0% | | 1,084 |
| 93 Tyler Biadasz | 83 - 98.8% | 62 - 100.0% | 77 - 100.0% | 61 - 100.0% | 78 - 100.0% | 89 - 100.0% | 73 - 100.0% | 62 - 100.0% | 77 - 100.0% | 67 - 100.0% | 74 - 100.0% | 70 - 100.0% | 88 - 100.0% | 71 - 100.0% | 73 - 100.0% | 64 - 100.0% | | 1,084 |
| 96 Cameron McCovert | 0 - 0.0% | 0 - 0.0% | 0 - 0.0% | 0 - 0.0% | 0 - 0.0% | 0 - 0.0% | 0 - 0.0% | 0 - 0.0% | 0 - 0.0% | 0 - 0.0% | 0 - 0.0% | 0 - 0.0% | 0 - 0.0% | 0 - 0.0% | 0 - 0.0% | 0 - 0.0% | | 430 |
| 98 Matt McKeight | 0 - 0.0% | 0 - 0.0% | 0 - 0.0% | 0 - 0.0% | 0 - 0.0% | 0 - 0.0% | 0 - 0.0% | 0 - 0.0% | 0 - 0.0% | 0 - 0.0% | 0 - 0.0% | 0 - 0.0% | 0 - 0.0% | 0 - 0.0% | 0 - 0.0% | 0 - 0.0% | | 12 |
| 99 Brock Wright | 0 - 0.0% | 0 - 0.0% | 0 - 0.0% | 0 - 0.0% | 0 - 0.0% | 0 - 0.0% | 0 - 0.0% | 0 - 0.0% | 0 - 0.0% | 0 - 0.0% | 0 - 0.0% | 0 - 0.0% | 0 - 0.0% | 0 - 0.0% | 0 - 0.0% | 0 - 0.0% | | 3 |
| 70 Zach Martin | 62 - 100.0% | 74 - 96.1% | | 61 - 100.0% | 78 - 100.0% | 89 - 100.0% | 73 - 100.0% | 62 - 100.0% | 63 - 81.8% | 67 - 100.0% | 74 - 100.0% | 70 - 100.0% | 84 - 98.8% | 71 - 100.0% | 61 - 83.6% | 64 - 100.0% | | 1,053 |
| 71 Lajal Collins | 83 - 98.8% | 62 - 100.0% | 74 - 96.1% | | | | 4 - 5.5% | 62 - 100.0% | 71 - 92.2% | 67 - 100.0% | 3 - 4.1% | 70 - 100.0% | 54 - 63.5% | 71 - 100.0% | 66 - 90.4% | 64 - 100.0% | | 615 |
| 77 Tyrion Smith | 83 - 98.8% | 62 - 100.0% | 74 - 96.1% | 61 - 100.0% | 78 - 100.0% | 89 - 100.0% | 73 - 100.0% | 62 - 100.0% | 63 - 81.8% | 67 - 100.0% | 74 - 100.0% | 70 - 100.0% | 84 - 98.8% | 71 - 100.0% | 66 - 90.4% | 64 - 100.0% | | 740 |
| 78 Terence Steel | 0 - 0.0% | 62 - 100.0% | 77 - 100.0% | 61 - 100.0% | 78 - 100.0% | 89 - 100.0% | 73 - 100.0% | 62 - 100.0% | 63 - 81.8% | 67 - 100.0% | 74 - 100.0% | 70 - 100.0% | 84 - 98.8% | 71 - 100.0% | 66 - 90.4% | 64 - 100.0% | | 858 |
| 79 Ty Nsekhe | 0 - 0.0% | 0 - 0.0% | 0 - 0.0% | 0 - 0.0% | 0 - 0.0% | 11 - 12.4% | 42 - 57.5% | 0 - 0.0% | 0 - 0.0% | 0 - 0.0% | 0 - 0.0% | 0 - 0.0% | 0 - 0.0% | 20 - 23.5% | 28 - 39.4% | 26 - 35.6% | | 127 |
| DEFENSE | | | | | | | | | | | | | | | | | | Pct. |
| Total Plays-Def-Pct | 65 | 71 | 58 | 70 | 63 | 54 | 66 | 78 | 54 | 68 | 87 | 70 | 68 | 63 | 60 | 76 | | 1,076 |
| 54 Azur Kamara | 0 - 0.0% | 4 - 5.6% | 7 - 12.1% | 10 - 14.3% | 3 - 4.4% | 0 - 0.0% | 0 - 0.0% | 0 - 0.0% | 10 - 18.5% | 0 - 0.0% | 0 - 0.0% | 0 - 0.0% | 0 - 0.0% | 0 - 0.0% | 0 - 0.0% | 0 - 0.0% | | 34 |
| 56 Bradlee Anae | 10 - 15.4% | 23 - 32.4% | | 13 - 18.6% | 17 - 25.0% | 0 - 0.0% | 0 - 0.0% | 0 - 0.0% | 31 - 57.4% | 16 - 23.5% | 32 - 36.8% | 42 - 60.0% | 18 - 26.5% | 14 - 22.2% | 21 - 35.0% | 4 - 5.3% | | 50 |
| 58 Austin Faailu | 0 - 0.0% | 0 - 0.0% | 30 - 51.7% | 49 - 70.0% | 40 - 58.8% | 32 - 59.3% | 22 - 33.3% | 30 - 38.5% | 15 - 27.8% | 28 - 41.2% | 39 - 44.8% | 37 - 52.9% | 47 - 69.1% | 40 - 63.5% | 25 - 41.7% | 50 - 65.8% | | 13 |
| 72 Trysien Hill | 43 - 66.2% | 40 - 56.3% | 0 - 0.0% | 0 - 0.0% | 35 - 51.5% | 40 - 74.1% | 27 - 40.9% | 42 - 53.8% | 23 - 42.6% | 31 - 45.6% | 21 - 24.1% | 38 - 54.0% | 19 - 27.9% | 26 - 41.3% | 24 - 40.0% | 24 - 31.6% | | 381 |
| 90 DeMarcus Lawrence | 27 - 41.5% | 40 - 56.3% | 0 - 0.0% | 0 - 0.0% | 35 - 51.5% | 40 - 74.1% | 27 - 40.9% | 42 - 53.8% | 23 - 42.6% | 31 - 45.6% | 21 - 24.1% | 38 - 54.0% | 19 - 27.9% | 26 - 41.3% | 24 - 40.0% | 24 - 31.6% | | 242 |
| 91 Carlos Watkins | 27 - 41.5% | 40 - 56.3% | 0 - 0.0% | 0 - 0.0% | 35 - 51.5% | 40 - 74.1% | 27 - 40.9% | 42 - 53.8% | 23 - 42.6% | 31 - 45.6% | 21 - 24.1% | 38 - 54.0% | 19 - 27.9% | 26 - 41.3% | 24 - 40.0% | 24 - 31.6% | | 410 |
| 92 Dorance Armstrong | 34 - 36.9% | 45 - 63.4% | 22 - 37.9% | 43 - 61.4% | 56 - 82.4% | 35 - 64.4% | 43 - 65.2% | 49 - 62.8% | 40 - 74.1% | 45 - 66.2% | 62 - 71.3% | 51 - 72.9% | 29 - 42.6% | 34 - 54.0% | 33 - 55.0% | 38 - 50.0% | | 454 |
| 93 Tarell Basham | 37 - 56.9% | 37 - 52.8% | 37 - 52.8% | 37 - 52.8% | 39 - 57.4% | 38 - 66.7% | 49 - 74.2% | 48 - 61.5% | 40 - 74.1% | 34 - 50.0% | 41 - 47.1% | 36 - 51.4% | 27 - 39.7% | 26 - 41.3% | 28 - 46.7% | 30 - 39.5% | | 579 |
| 94 Randy Gregory | 28 - 43.1% | 31 - 43.7% | 23 - 39.7% | 30 - 42.8% | 30 - 44.1% | 19 - 35.2% | 49 - 74.2% | 48 - 61.5% | 40 - 74.1% | 34 - 50.0% | 41 - 47.1% | 36 - 51.4% | 27 - 39.7% | 26 - 41.3% | 28 - 46.7% | 30 - 39.5% | | 426 |
| 95 Brent Urban | | | | | | | | | | | | | | | | | | 161 |
| 96 Neville Gallimore | 36 - 55.4% | 43 - 60.6% | 33 - 56.9% | 41 - 58.6% | 41 - 60.3% | 39 - 72.2% | 49 - 74.2% | 49 - 62.8% | 31 - 57.4% | 37 - 54.4% | 35 - 40.2% | 39 - 55.7% | 30 - 44.1% | 38 - 60.3% | 24 - 40.0% | 31 - 40.8% | | 123 |
| 97 Osa Odighizuwa | 20 - 30.8% | 20 - 28.2% | 21 - 36.2% | 17 - 24.3% | 16 - 23.5% | 14 - 25.9% | 11 - 16.7% | 24 - 30.8% | 0 - 0.0% | 7 - 10.3% | 10 - 11.5% | 15 - 21.4% | 7 - 10.3% | 17 - 27.0% | 29 - 48.3% | 41 - 53.9% | | 573 |
| 98 Quinton Bohanna | | | | | | | | | | | | | | | | | | 223 |
| 99 Justin Hamilton | 25 - 43.1% | | | 31 - 44.3% | | | 29 - 43.9% | 40 - 51.3% | 23 - 42.6% | 17 - 25.0% | 36 - 41.4% | 32 - 45.7% | | 16 - 25.4% | 24 - 40.0% | 0 - 0.0% | | 249 |
| LB | | | | | | | | | | | | | | | | | | Pct. |
| 11 Micah Parsons | 18 - 24.6% | 54 - 76.1% | 50 - 86.2% | 68 - 97.1% | 63 - 92.6% | 54 - 100.0% | 64 - 97.0% | 67 - 85.9% | 40 - 74.1% | 60 - 88.2% | 77 - 88.5% | 65 - 92.9% | 54 - 79.4% | 56 - 88.9% | 33 - 55.0% | 75 - 98.7% | | 148 |
| 14 Jabri Cox | 51 - 73.5% | 39 - 54.9% | 37 - 63.8% | 68 - 97.1% | 63 - 92.6% | 54 - 100.0% | 64 - 97.0% | 67 - 85.9% | 40 - 74.1% | 60 - 88.2% | 77 - 88.5% | 65 - 92.9% | 54 - 79.4% | 56 - 88.9% | 33 - 55.0% | 75 - 98.7% | | 903 |
| 42 Keanu Neal | 0 - 0.0% | 0 - 0.0% | 4 - 6.9% | 0 - 0.0% | 4 - 5.9% | 1 - 1.9% | 0 - 0.0% | 34 - 43.6% | 25 - 46.3% | 68 - 100.0% | 82 - 94.3% | 23 - 32.9% | 46 - 67.6% | 27 - 42.9% | 40 - 66.7% | | | 9 |
| 53 Francis Bernard | 50 - 76.9% | 51 - 71.8% | | 0 - 0.0% | 34 - 50.0% | 32 - 59.3% | 23 - 34.8% | 51 - 65.4% | 20 - 37.0% | 49 - 72.1% | 53 - 60.9% | 39 - 55.7% | 28 - 41.2% | 33 - 52.4% | 41 - 68.3% | 57 - 75.0% | | 535 |
| 55 Leighton Vander Esch | 14 - 21.5% | 37 - 52.1% | 44 - 75.9% | 40 - 57.1% | 31 - 45.6% | 28 - 51.9% | 33 - 50.0% | 51 - 65.4% | 20 - 37.0% | 49 - 72.1% | 53 - 60.9% | 39 - 55.7% | 28 - 41.2% | 33 - 52.4% | 41 - 68.3% | 57 - 75.0% | | 9 |
| 57 Luke Gifford | 58 - 84.6% | 0 - 0.0% | 4 - 6.9% | 0 - 0.0% | 0 - 0.0% | 0 - 0.0% | 0 - 0.0% | 35 - 44.9% | 51 - 94.4% | 46 - 67.6% | 87 - 100.0% | 70 - 100.0% | 68 - 100.0% | 63 - 100.0% | 24 - 40.0% | 50 - 65.6% | | 588 |
| 9 Donovan Wilson | 65 - 100.0% | 71 - 100.0% | 54 - 83.1% | 50 - 71.4% | 57 - 83.8% | 53 - 86.1% | 64 - 97.0% | 78 - 97.4% | 48 - 83.3% | 67 - 90.5% | 87 - 100.0% | 70 - 100.0% | 68 - 100.0% | 63 - 100.0% | 48 - 60.0% | 76 - 100.0% | | 1,014 |
| 19 Dontarice Nazee | 52 - 80.0% | 67 - 94.4% | 52 - 89.7% | 68 - 97.1% | 63 - 92.6% | 47 - 87.0% | 44 - 66.7% | 43 - 55.1% | 28 - 48.1% | 34 - 50.0% | 87 - 100.0% | 69 - 96.6% | 68 - 100.0% | 55 - 87.3% | 30 - 39.6% | 70 - 100.0% | | 865 |
| 23 Darian Thompson | 1 - 1.5% | | | | | | | 2 - 2.6% | 8 - 16.7% | 1 - 1.5% | 0 - 0.0% | 1 - 1.4% | 0 - 0.0% | 0 - 0.0% | 0 - 0.0% | 0 - 0.0% | | 15 |
| 25 Nekhi Johnson | 0 - 0.0% | 0 - 0.0% | 4 - 6.9% | 1 - 1.4% | 0 - 0.0% | 0 - 0.0% | 2 - 3.0% | 0 - 0.0% | 11 - 20.4% | 0 - 0.0% | 0 - 0.0% | 0 - 0.0% | 0 - 0.0% | 0 - 0.0% | 0 - 0.0% | 0 - 0.0% | | 17 |
| 26 Jaire Alexander | 49 - 75.4% | 51 - 71.8% | 46 - 79.3% | 60 - 85.7% | 48 - 70.6% | 28 - 51.9% | 40 - 60.6% | 49 - 62.8% | 36 - 66.7% | 54 - 79.4% | 71 - 81.6% | 58 - 82.9% | 62 - 91.2% | 51 - 81.0% | 19 - 25.0% | 19 - 25.0% | | 127 |
| 27 Jayron Kearse | 40 - 61.5% | 69 - 97.2% | 54 - 93.1% | 67 - 95.7% | | | | | | | | | | | | | | |

GAME-BY-GAME PLAYER PARTICIPATION

| | @ TB | @ LAC | PHI | CAR | NYG | @ NE | @ MIN | DEN | ATL | @ KC | LV | @ NO | @ WAS | @ NYG | WAS | ARI | @ PHI | | | | |
|----------------------|-------|-------|-------|-------|-------|-------|-------|-------|-------|-------|-------|-------|-------|-------|--------|--------|-------|----|----|-----|----|
| PLAYERS | 9/9 | 9/19 | 9/27 | 10/3 | 10/10 | 10/17 | 10/31 | 11/7 | 11/14 | 11/21 | 11/25 | 12/2 | 12/12 | 12/19 | 12/26 | 1/2 | 1/8 | GP | GS | DNP | I |
| Isaac Alarcon | PS | PS | PS | PS | PS | PS | PS | PS | PS | PS | PS | PS | PS | PS | PS | PS/C19 | - | 0 | 0 | 0 | 0 |
| Bradlee Anae | P | P | R/C19 | R/C19 | P | D | P | PS | PS | PS | PS | PS | PS | PS | PS | PS | - | 4 | 0 | 0 | 1 |
| Bryan Anger | P | P | P | P | P | P | P | P | P | P | P | P | P | P | P | P | - | 16 | 0 | 0 | 0 |
| Dorance Armstrong | P | RDE | I | I | I | I | P | P | RDE | RDE | LDE | RDE | P | P | P | P | - | 12 | 5 | 0 | 4 |
| Josh Ball | IR | IR | IR | IR | IR | IR | IR | IR | IR | IR | IR | IR | IR | IR | DFR | DFR | - | 0 | 0 | 0 | 0 |
| Tarell Basham | P | P | P | LDE | LDE | LDE | LDE | LDE | LDE | P | P | P | P | P | P | P | - | 16 | 6 | 0 | 0 |
| Francis Bernard | IR | IR | IR | IR | IR | IR | DFR | P | P | P | P | P | P | P | P | R/C19 | - | 8 | 0 | 0 | 0 |
| Tyler Biadasz | C | C | C | C | C | C | C | C | C | C | C | C | C | C | C | C | - | 16 | 16 | 0 | 0 |
| Quinton Bohanna | P | P | P | P | P | LDT | P | P | D | P | P | P | P | P | P | R/C19 | - | 14 | 1 | 0 | 1 |
| Devante Bond | A | A | A | A | A | A | A | A | A | A | A | A | A | A | A | PS | - | 0 | 0 | 0 | 0 |
| Anthony Brown | RCB | RCB | RCB | RCB | RCB | RCB | RCB | RCB | RCB | RCB | RCB | RCB | RCB | RCB | NCB | RCB | - | 16 | 16 | 0 | 0 |
| Kyron Brown | PS | PS | PS | PS | PS | PS | PS | PS | PS | P | PS | PS | PS | PS | D | PS/C19 | - | 1 | 0 | 0 | 1 |
| Noah Brown | D | P | P | P | P | P | P | P | P | P | P | P | IR | IR | IR | P | - | 12 | 1 | 0 | 1 |
| Deante Burton | PS | PSI | PSI | PSI | PSI | PSI | PS | PS | PS | WR | PS | PS | PS | PS | A | A | - | 1 | 0 | 0 | 0 |
| Maurice Canady | P | P | P | P | P | P | IR | IR | IR | IR | IR | IR | IR | IR | P | D | - | 7 | 0 | 0 | 1 |
| Corey Clement | P | P | P | P | P | P | P | P | P | P | P | P | P | P | P | P | - | 16 | 0 | 0 | 0 |
| La'el Collins | RT | R/SUS | R/SUS | R/SUS | R/SUS | R/SUS | P | RT | RT | RT | P | RT | RT | RT | RT | RT | - | 11 | 9 | 0 | 0 |
| Amari Cooper | WR | WR | WR | WR | WR | WR | WR | WR | WR | R/C19 | R/C19 | P | WR | WR | WR | WR | - | 14 | 13 | 0 | 0 |
| Jabril Cox | P | P | P | P | P | P | PS | IR | IR | IR | IR | IR | IR | IR | IR | IR | - | 7 | 0 | 0 | 0 |
| Tyler Coyle | PS | PS | PS | PS | PS | PS | PS | PS | PS | PS | PS | PS | PS | PS | PS | PS/C19 | - | 1 | 0 | 0 | 0 |
| Trevon Diggs | LCB | LCB | LCB | LCB | LCB | LCB | LCB | LCB | LCB | LCB | LCB | LCB | LCB | LCB | LCB | LCB | - | 16 | 16 | 0 | 0 |
| Ben DiNucci | PS | PS | PS | PS | PS | PS | PS | PS | PS | PS | PS | PS | PS | PS | PS | PS | - | 0 | 0 | 0 | 0 |
| Rico Dowdle | IR | IR | IR | IR | IR | IR | IR | IR | IR | IR | IR | IR | IR | IR | IR | IR | - | 0 | 0 | 0 | 0 |
| Ezekiel Elliott | RB | RB | RB | RB | RB | RB | RB | RB | RB | RB | RB | RB | RB | RB | RB | RB | - | 16 | 16 | 0 | 0 |
| Austin Faoliu | PS | PS | PS | P | PS | PS | PS | PS | PS | PS | PS | PS | PS | PS | PS | PS | - | 1 | 0 | 0 | 0 |
| Matt Farniok | P | P | P | P | P | P | D | DNP | P | P | D | P | D | P | P | D | - | 11 | 0 | 1 | 4 |
| Simi Fehoko | A | P | P | D | D | D | D | D | D | D | P | P | D | D | D | R/C19 | - | 5 | 0 | 0 | 10 |
| Robert Foster | PS | PS | PS | PS | PS | PS | PS | PS | PS | PS | R/C19 | R/C19 | PS | PS | PS | PS | - | 0 | 0 | 0 | 0 |
| Neville Gallimore | IR | IR | IR | IR | IR | IR | IR | IR | IR | IR | IR | IR | DFR | P | LDT | LDT | - | 4 | 3 | 0 | 0 |
| Michael Gallup | P | IR | IR | IR | IR | IR | DFR | DFR | WR | WR | WR | WR | WR | WR | WR | WR | - | 9 | 8 | 0 | 0 |
| Luke Gifford | D | P | P | P | P | P | P | P | P | P | P | P | P | P | P | P | - | 15 | 0 | 0 | 1 |
| Chauncey Golston | D | D | P | P | P | P | P | P | P | P | P | P | P | P | P | P | - | 14 | 0 | 0 | 2 |
| C.J. Goodwin | P | P | P | P | P | P | P | P | P | P | P | P | P | P | P | P | - | 16 | 0 | 0 | 0 |
| Randy Gregory | RDE | R/C19 | RDE | RDE | RDE | P | RDE | RDE | IR | IR | IR | IR | RDE | RDE | RDE | RDE | - | 11 | 10 | 0 | 0 |
| Will Grier | D | D | D | D | D | D | DNP | D | D | D | D | D | D | D | D | D | - | 0 | 0 | 1 | 15 |
| Lirim Hajrullahu | A | PS | A | A | A | A | A | A | P | PS | A | A | A | A | A | A | - | 1 | 0 | 0 | 0 |
| Justin Hamilton | PS | PS | P | P | PS | PS | P | P | P | P | P | P | A | P | PS | A | - | 9 | 0 | 0 | 0 |
| JaQuan Hardy | PS | PS | PS | PS | PS | PS | PS | PS | PS | PS | PS | PS | P | P | PS/C19 | PS | - | 2 | 0 | 0 | 0 |
| Trysten Hill | R/PUP | R/PUP | R/PUP | R/PUP | R/PUP | R/PUP | R/PUP | R/PUP | P | P | P | R/SUS | P | R/C19 | R/C19 | P | - | 5 | 0 | 0 | 0 |
| Malik Hooker | D | SS | P | P | NCB | P | P | P | P | P | P | P | P | P | P | P | - | 14 | 2 | 0 | 1 |
| Mitch Hyatt | IR | IR | IR | IR | IR | IR | IR | IR | IR | IR | IR | IR | IR | IR | IR | IR | - | 0 | 0 | 0 | 0 |
| Blake Jarwin | TE | TE | TE | TE | P | P | TE | IR | IR | IR | IR | IR | R/C19 | IR | IR | IR | - | 7 | 5 | 0 | 0 |
| Braylon Jones | PS | PS | PS | PS | PS | PS | PS | PS | PS | PS | PS | PS | PS | PS | PS | PS | - | 0 | 0 | 0 | 0 |
| Kelvin Joseph | IR | IR | IR | IR | IR | IR | IR | P | P | P | P | P | P | P | P | RCB | - | 9 | 1 | 0 | 1 |
| Azur Kamara | D | P | P | P | P | P | D | P | P | P | P | P | D | D | D | A | - | 9 | 0 | 0 | 5 |
| Damontae Kazee | FS | FS | FS | FS | FS | FS | FS | FS | FS | FS | FS | FS | FS | FS | FS | FS | - | 16 | 14 | 0 | 0 |
| Jayron Kearse | P | NCB | SS | SS | SS | SS | SS | SS | SS | SS | SS | SS | SS | SS | SS | SS | - | 16 | 15 | 0 | 0 |
| Brandon Knight | R/C19 | DNP | P | DNP | D | A | A | A | A | A | A | A | A | A | A | A | - | 1 | 0 | 2 | 1 |
| CeeDee Lamb | WR | WR | WR | WR | WR | WR | WR | WR | WR | WR | I | WR | P | P | P | WR | - | 15 | 12 | 0 | 1 |
| DeMarcus Lawrence | LDE | IR | IR | IR | IR | IR | IR | IR | IR | IR | DFR | RDE | LDE | LDE | LDE | LDE | - | 6 | 6 | 0 | 0 |
| Jourdan Lewis | CB | P | NCB | NCB | P | P | NCB | NCB | NCB | NCB | NCB | NCB | NCB | NCB | R/C19 | NCB | - | 15 | 12 | 0 | 0 |
| Zack Martin | R/C19 | RG | RG | RG | RG | RG | RG | RG | RG | RG | RG | RG | RG | RG | RG | RG | - | 15 | 15 | 0 | 0 |
| Connor McGovern | LG | P | P | P | P | P | P | DNP | P | LG | LG | LG | LG | P | P | P | - | 15 | 5 | 1 | 0 |
| Sean McKeon | IR | IR | IR | IR | IR | IR | DFR | P | P | TE | TE | TE | TE | P | P | P | - | 8 | 2 | 0 | 1 |
| Jake McQuaide | P | P | P | P | P | P | P | P | P | P | P | P | P | P | P | P | - | 16 | 0 | 0 | 0 |
| Osirus Mitchell | PS | PSI | PSI | PSI | PSI | PSI | PSI | PSI | PSI | PS | PS | PS | PS | PS | A | A | - | 0 | 0 | 0 | 0 |
| Israel Mukuamu | D | DNP | P | D | D | D | D | D | D | D | P | P | D | D | D | D | - | 3 | 0 | 1 | 12 |
| Keanu Neal | MLB | P | R/C19 | R/C19 | P | OLB | P | P | P | MLB | MLB | P | P | P | P | R/C19 | - | 13 | 4 | 0 | 0 |
| Hunter Niswander | IR | IR | IR | IR | IR | IR | IR | IR | IR | IR | IR | IR | IR | IR | IR | R/C19 | - | 0 | 0 | 0 | 0 |
| Ty Nsekhe | P | I | I | I | DNP | P | P | DNP | P | P | P | P | P | P | P | P | - | 11 | 0 | 2 | 3 |
| Osa Odighizuwa | LDT | LDT | LDT | LDT | LDT | P | LDT | LDT | LDT | LDT | RDT | RDT | RDT | R/C19 | P | P | - | 15 | 12 | 0 | 0 |
| Sewo Oloniluwa | IR | IR | IR | IR | IR | IR | IR | IR | IR | IR | IR | IR | IR | IR | IR | IR | - | 0 | 0 | 0 | 0 |
| Micha Parsons | OLB | LDE | LDE | OLB | OLB | OLB | OLB | OLB | OLB | LDE | RDE | OLB | OLB | OLB | OLB | OLB | - | 16 | 16 | 0 | 0 |
| Tony Pollard | P | P | P | P | P | P | P | P | P | P | P | P | P | P | P | P | - | 15 | 0 | 0 | 1 |
| Dak Prescott | QB | QB | QB | QB | QB | QB | I | QB | QB | QB | QB | QB | QB | QB | QB | QB | - | 15 | 15 | 0 | 1 |
| Nick Ralston | PS | PS | P | P | P | P | PS | PS | PS | PS | PS | PS | PS | PS | PS | PS | - | 4 | 0 | 0 | 0 |
| Damion Ratley | A | A | PS | PS | PS | PS | PS | PS | PS | A | A | A | A | A | A | A | - | 0 | 0 | 0 | 0 |
| Reggie Robinson | IR | IR | IR | IR | IR | IR | IR | IR | IR | IR | IR | IR | IR | IR | IR | IR | - | 0 | 0 | 0 | 0 |
| Cooper Rush | DNP | DNP | P | DNP | DNP | DNP | QB | DNP | P | DNP | DNP | DNP | DNP | DNP | P | DNP | - | 4 | 1 | 12 | 0 |
| Dalton Schultz | TE | TE | TE | TE | TE | TE | TE | TE | TE | TE | TE | TE | TE | TE | TE | TE | - | 16 | 15 | 0 | 0 |
| Brandon Smith | PS | PS | PS | PS | PS | PS | PS | PS | PS | PS | PS | PS | PS | PS | PS | PS | - | 0 | 0 | 0 | 0 |
| Jaylon Smith | P | MLB | MLB | P | A | A | A | A | A | A | A | A | A | A | A | A | - | 4 | 2 | 0 | 0 |
| Tyron Smith | LT | LT | LT | LT | LT | LT | LT | I | I | I | LT | LT | LT | I | I | LT | - | 11 | 11 | 0 | 5 |
| Breeland Spears | PS | PS | PS | PS | PS | PS | PS | PS | PS | PS | PS | PS | PS | A | A | A | - | 0 | 0 | 0 | 0 |
| Jeremy Sprinkle | P | P | P | P | P | P | P | P | P | P | P | P | TE | TE | TE | P | - | 16 | 3 | 0 | 0 |
| Terence Steele | P | RT | RT | RT | RT | RT | RT | LT | LT | LT | RT | R/C19 | P | LT | LT | P | - | 15 | 12 | 0 | 0 |
| Darian Thompson | P | PSI | PSI | PSI | PSI | PSI | PSI | PSI | PSI | PSI | PSI | PS | P | P | P | P | - | 5 | 0 | 0 | 0 |
| Malik Turner | IR | IR | IR | P | P | P | P | P | P | P | P | P | P | P | P | P | - | 13 | 0 | 0 | 0 |
| Brent Urban | P | P | RDT | RDT | RDT | RDE | IR | IR | IR | IR | IR | IR | IR | IR | IR | IR | - | 6 | 4 | 0 | 0 |
| Leighton Vander Esch | P | OLB | OLB | MLB | MLB | MLB | MLB | MLB | MLB | OLB | OLB | MLB | MLB | MLB | MLB | MLB | - | 16 | 15 | 0 | 0 |
| T.J. Vasher | R/NFI | R/NFI | R/NFI | R/NFI | R/NFI | R/NFI | R/NFI | R/NFI | R/NFI | R/NFI | R/C19 | R/NFI | R/NFI | R/NFI | R/NFI | R/NFI | - | 0 | 0 | 0 | 0 |
| Carlos Watkins | RDT | RDT | I | I | P | RDT | RDT | RDT | RDT | RDT | RDT | LDT | LDT | RDT | RDT | RDT | - | 14 | 13 | 0 | 2 |
| Connor Williams | LG | LG | LG | LG | LG | LG | LG | LG | LG | P | P | P | P | FB | LG | LG | - | 16 | 13 | 0 | 0 |
| Cedrick Wilson | P | P | P | P | WR | WR | P | WR | P | P | WR | I | P | P | P | P | - | 15 | 4 | 0 | 1 |
| Donovan Wilson | SS | I | I | I | I | P | P | P | FS | FS | IR | IR | IR | DFR | P | P | - | 8 | 3 | 0 | 4 |
| Nahshon Wright | P | P | P | P | P | P | P | P | P | I | P | R/C19 | R/C19 | D | P | P | - | 12 | 0 | 0 | 2 |
| Greg Zuerlein | P | P | P | P | P | P | P | P | R/C19 | P | P | P | P | P | P | P | - | 15 | 0 | 0 | 0 |

LEGEND:
Position abbreviation indicated start, P=Played, DNP=Did Not Play, D=Inactive, I=Inactive/Injured, PS=Practice Squad, PSI=Practice Squad Injured, R/NFI=Reserve/Non-Football Injury, R/C19=Reserve/COVID-19, PS/C19=Practice Squad/COVID-19, IR=Reserve/Injured, DFR=Reserve/Designated for Return, R/SUS=Reserve

GAME-BY-GAME STARTERS AND INACTIVES

2021 REGULAR SEASON

OFFENSE

| DATE | OPPONENT | WR | LT | LG | C | RG | RT | TE | WR | WR | QB | FB | RB |
|-------|------------------|-----------|-----------|-------------|------------|-------------|------------|-------------------------|-----------|-----------|-------------|-------------|------------|
| 9/9 | at Tampa Bay | C. Lamb | T. Smith | C. Williams | T. Biadasz | C. McGovern | L. Collins | D. Schultz/ B. Jarwin | | A. Cooper | D. Prescott | | E. Elliott |
| 9/19 | at L.A. Chargers | C. Lamb | T. Smith | C. Williams | T. Biadasz | Z. Martin | T. Steele | D. Schultz/ B. Jarwin | | A. Cooper | D. Prescott | | E. Elliott |
| 9/27 | Philadelphia | C. Lamb | T. Smith | C. Williams | T. Biadasz | Z. Martin | T. Steele | D. Schultz/ B. Jarwin | | A. Cooper | D. Prescott | | E. Elliott |
| 10/3 | Carolina | C. Lamb | T. Smith | C. Williams | T. Biadasz | Z. Martin | T. Steele | D. Schultz/ B. Jarwin | | A. Cooper | D. Prescott | | E. Elliott |
| 10/10 | N.Y. Giants | C. Lamb | T. Smith | C. Williams | T. Biadasz | Z. Martin | T. Steele | D. Schultz | C. Wilson | A. Cooper | D. Prescott | | E. Elliott |
| 10/17 | at New England | C. Lamb | T. Smith | C. Williams | T. Biadasz | Z. Martin | T. Steele | D. Schultz | A. Cooper | C. Wilson | D. Prescott | | E. Elliott |
| 10/31 | at Minnesota | C. Lamb | T. Smith | C. Williams | T. Biadasz | Z. Martin | T. Steele | D. Schultz/ B. Jarwin | | A. Cooper | C. Rush | | E. Elliott |
| 11/7 | Denver | C. Lamb | T. Steele | C. Williams | T. Biadasz | Z. Martin | L. Collins | D. Schultz | C. Wilson | A. Cooper | D. Prescott | | E. Elliott |
| 11/14 | Atlanta | C. Lamb | T. Steele | C. Williams | T. Biadasz | Z. Martin | L. Collins | D. Schultz | A. Cooper | M. Gallup | D. Prescott | | E. Elliott |
| 11/21 | at Kansas City | C. Lamb | T. Steele | C. McGovern | T. Biadasz | Z. Martin | L. Collins | D. Schultz | N. Brown | M. Gallup | D. Prescott | | E. Elliott |
| 11/25 | Las Vegas | C. Wilson | T. Smith | C. McGovern | T. Biadasz | Z. Martin | T. Steele | D. Schultz/ S. McKeon | | M. Gallup | D. Prescott | | E. Elliott |
| 12/2 | at New Orleans | C. Lamb | T. Smith | C. McGovern | T. Biadasz | Z. Martin | L. Collins | S. McKeon/ D. Schultz | | M. Gallup | D. Prescott | | E. Elliott |
| 12/12 | at Washington | A. Cooper | T. Smith | C. McGovern | T. Biadasz | Z. Martin | L. Collins | J. Sprinkle | | M. Gallup | D. Prescott | C. Williams | E. Elliott |
| 12/19 | at N.Y. Giants | A. Cooper | T. Steele | C. Williams | T. Biadasz | Z. Martin | L. Collins | D. Schultz/ J. Sprinkle | | M. Gallup | D. Prescott | | E. Elliott |
| 12/26 | Washington | A. Cooper | T. Steele | C. Williams | T. Biadasz | Z. Martin | L. Collins | D. Schultz/ J. Sprinkle | | M. Gallup | D. Prescott | | E. Elliott |
| 1/2 | Arizona | A. Cooper | T. Smith | C. Williams | T. Biadasz | Z. Martin | L. Collins | D. Schultz | C. Lamb | M. Gallup | D. Prescott | | E. Elliott |
| 1/8 | at Philadelphia | | | | | | | | | | | | |

2021 REGULAR SEASON

DEFENSE

| DATE | OPPONENT | LDE | LDT | RDT | RDE | OLB | MLB | OLB | LCB | NICKEL | RCB | SS | FS |
|-------|------------------|-------------------|----------------------|----------------------|-------------------|-------------------|----------------|---------|----------|-----------|------------------|-----------|-----------|
| 9/9 | at Tampa Bay | D. Lawrence | <u>O. Odighizuwa</u> | C. Watkins | R. Gregory | <u>M. Parsons</u> | K. Neal | | T. Diggs | J. Lewis | A. Brown | D. Wilson | D. Kazee |
| 9/19 | at L.A. Chargers | <u>M. Parsons</u> | <u>O. Odighizuwa</u> | C. Watkins | D. Armstrong | L. Vander Esch | J. Smith | | T. Diggs | J. Kearse | A. Brown | M. Hooker | D. Kazee |
| 9/27 | Philadelphia | <u>M. Parsons</u> | <u>O. Odighizuwa</u> | B. Urban | R. Gregory | L. Vander Esch | J. Smith | | T. Diggs | J. Lewis | A. Brown | J. Kearse | D. Kazee |
| 10/3 | Carolina | T. Basham | <u>O. Odighizuwa</u> | B. Urban | R. Gregory | <u>M. Parsons</u> | L. Vander Esch | | T. Diggs | J. Lewis | A. Brown | J. Kearse | D. Kazee |
| 10/10 | N.Y. Giants | T. Basham | <u>O. Odighizuwa</u> | B. Urban | R. Gregory | <u>M. Parsons</u> | L. Vander Esch | | T. Diggs | M. Hooker | A. Brown | J. Kearse | D. Kazee |
| 10/17 | at New England | T. Basham | <u>Q. Bohanna</u> | C. Watkins | B. Urban | <u>M. Parsons</u> | L. Vander Esch | K. Neal | T. Diggs | J. Lewis | A. Brown | J. Kearse | D. Kazee |
| 10/31 | at Minnesota | T. Basham | <u>O. Odighizuwa</u> | C. Watkins | R. Gregory | <u>M. Parsons</u> | L. Vander Esch | | T. Diggs | J. Lewis | A. Brown | J. Kearse | D. Kazee |
| 11/7 | Denver | T. Basham | <u>O. Odighizuwa</u> | C. Watkins | R. Gregory | <u>M. Parsons</u> | L. Vander Esch | | T. Diggs | J. Lewis | A. Brown | J. Kearse | D. Kazee |
| 11/14 | Atlanta | T. Basham | <u>O. Odighizuwa</u> | C. Watkins | D. Armstrong | <u>M. Parsons</u> | L. Vander Esch | | T. Diggs | J. Lewis | A. Brown | J. Kearse | D. Wilson |
| 11/21 | at Kansas City | <u>M. Parsons</u> | <u>O. Odighizuwa</u> | C. Watkins | D. Armstrong | L. Vander Esch | K. Neal | | T. Diggs | J. Lewis | A. Brown | J. Kearse | D. Wilson |
| 11/25 | Las Vegas | D. Armstrong | C. Watkins | <u>O. Odighizuwa</u> | <u>M. Parsons</u> | L. Vander Esch | K. Neal | | T. Diggs | J. Lewis | A. Brown | J. Kearse | D. Kazee |
| 12/2 | at New Orleans | D. Lawrence | C. Watkins | <u>O. Odighizuwa</u> | D. Armstrong | <u>M. Parsons</u> | L. Vander Esch | | T. Diggs | J. Lewis | A. Brown | J. Kearse | D. Kazee |
| 12/12 | at Washington | D. Lawrence | C. Watkins | <u>O. Odighizuwa</u> | R. Gregory | <u>M. Parsons</u> | L. Vander Esch | | T. Diggs | J. Lewis | A. Brown | J. Kearse | D. Kazee |
| 12/19 | at N.Y. Giants | D. Lawrence | N. Gallimore | C. Watkins | R. Gregory | <u>M. Parsons</u> | L. Vander Esch | | T. Diggs | J. Lewis | A. Brown | J. Kearse | D. Kazee |
| 12/26 | Washington | D. Lawrence | N. Gallimore | C. Watkins | R. Gregory | <u>M. Parsons</u> | L. Vander Esch | | T. Diggs | A. Brown | <u>K. Joseph</u> | J. Kearse | D. Kazee |
| 1/2 | Arizona | D. Lawrence | N. Gallimore | C. Watkins | R. Gregory | <u>M. Parsons</u> | L. Vander Esch | | T. Diggs | J. Lewis | A. Brown | J. Kearse | D. Kazee |
| 1/8 | at Philadelphia | | | | | | | | | | | | |

Rookies underlined.

2021 REGULAR SEASON INACTIVES

| DATE | OPPONENT | 1 | 2 | 3 | 4 | 5 | 6 | 7 |
|-------|------------------|-------------------|-------------------|-------------------|-------------------|-------------------|--------------------|-------------------|
| 9/9 | at Tampa Bay | N. Brown | L. Gifford | <u>C. Golston</u> | W. Grier | M. Hooker | A. Kamara | <u>I. Mukuamu</u> |
| 9/19 | at L.A. Chargers | <u>C. Golston</u> | W. Grier | T. Nsekhe-I | D. Wilson-I | | | |
| 9/27 | Philadelphia | D. Armstrong-I | W. Grier | T. Nsekhe-I | C. Watkins-I | D. Wilson-I | | |
| 10/3 | Carolina | D. Armstrong-I | <u>S. Fehoko</u> | W. Grier | <u>I. Mukuamu</u> | T. Nsekhe-I | C. Watkins-I | D. Wilson-I |
| 10/10 | N.Y. Giants | D. Armstrong-I | <u>S. Fehoko</u> | W. Grier | B. Knight | <u>I. Mukuamu</u> | D. Wilson-I | |
| 10/17 | at New England | B. Anae | D. Armstrong-I | <u>S. Fehoko</u> | W. Grier | <u>I. Mukuamu</u> | | |
| 10/31 | at Minnesota | <u>M. Farniok</u> | <u>S. Fehoko</u> | A. Kamara | <u>I. Mukuamu</u> | D. Prescott-I | | |
| 11/7 | Denver | <u>S. Fehoko</u> | W. Grier | <u>I. Mukuamu</u> | T. Smith-I | | | |
| 11/14 | Atlanta | <u>Q. Bohanna</u> | <u>S. Fehoko</u> | W. Grier | <u>I. Mukuamu</u> | T. Smith-I | | |
| 11/21 | at Kansas City | <u>S. Fehoko</u> | W. Grier | <u>K. Joseph</u> | <u>I. Mukuamu</u> | T. Smith-I | <u>N. Wright-I</u> | |
| 11/25 | Las Vegas | <u>M. Farniok</u> | W. Grier | C. Lamb-I | | | | |
| 12/2 | at New Orleans | W. Grier | A. Kamara | C. Wilson-I | | | | |
| 12/12 | at Washington | <u>M. Farniok</u> | <u>S. Fehoko</u> | W. Grier | A. Kamara | S. McKeon | <u>I. Mukuamu</u> | T. Pollard-I |
| 12/19 | at N.Y. Giants | <u>S. Fehoko</u> | W. Grier | A. Kamara | <u>I. Mukuamu</u> | T. Smith-I | <u>N. Wright</u> | |
| 12/26 | Washington | K. Brown | W. Grier | <u>I. Mukuamu</u> | T. Smith-I | | | |
| 1/2 | Arizona | M. Canady | <u>M. Farniok</u> | <u>S. Fehoko</u> | W. Grier | <u>I. Mukuamu</u> | | |
| 1/8 | at Philadelphia | | | | | | | |

"I" denotes injury

GAME-BY-GAME CAPTAINS AND ELEVATIONS

2021 REGULAR SEASON - CAPTAINS

| DATE | OPPONENT | OFFENSE | DEFENSE | SPECIAL TEAMS |
|-------|------------------|-----------------|----------------------|-----------------|
| 9/9 | at Tampa Bay | Dak Prescott | Randy Gregory | Darian Thompson |
| 9/19 | at L.A. Chargers | Tyron Smith | Dorance Armstrong | Cedrick Wilson |
| 9/27 | Philadelphia | Ezekiel Elliott | Damontae Kazee | Corey Clement |
| 10/3 | Carolina | Zack Martin | Jaylon Smith | Luke Gifford |
| 10/10 | N.Y. Giants | CeeDee Lamb | Jourdan Lewis | Noah Brown |
| 10/17 | at New England | Dak Prescott | Leighton Vander Esch | C.J. Goodwin |
| 10/31 | at Minnesota | Dalton Schultz | Jayron Kearsae | Tony Pollard |
| 11/7 | Denver | Amari Cooper | Randy Gregory | Jeremy Sprinkle |
| 11/14 | Atlanta | Tyler Biadasz | Anthony Brown | Malik Turner |
| 11/21 | at Kansas City | Terence Steele | Donovan Wilson | Francis Bernard |
| 11/25 | Las Vegas | Zack Martin | Carlos Watkins | Jake McQuaide |
| 12/2 | at New Orleans | Dak Prescott | Micah Parsons | Bryan Anger |
| 12/12 | at Washington | Michael Gallup | Trevon Diggs | Greg Zuerlein |
| 12/19 | at N.Y. Giants | La'el Collins | DeMarcus Lawrence | Darian Thompson |
| 12/26 | Washington | Tony Pollard | Neville Gallimore | Jeremy Sprinkle |
| 1/2 | Arizona | Connor Williams | Malik Hooker | Jake McQuaide |
| 1/8 | at Philadelphia | | | |

GAME-BY-GAME ELEVATIONS

| Date | Opponent | STANDARD ELEVATION | COVID-19 REPLACEMENT | Reserve/COVID-19 |
|-------|----------------|-------------------------|-------------------------|--|
| 9/9 | @ Tampa Bay | J. Sprinkle D. Thompson | Not Eligible | B. Knight/Z. Martin |
| 9/19 | @ LA Chargers | ---- | J. Sprinkle | R. Gregory |
| 9/27 | PHILADELPHIA | N. Ralston | J. Hamilton J. Sprinkle | B. Anae/K. Neal |
| 10/3 | CAROLINA | A. Faolliu J. Hamilton | N. Ralston J. Sprinkle | B. Anae/K. Neal |
| 10/10 | N.Y. GIANTS | N. Ralston J. Sprinkle | ---- | ---- |
| 10/17 | @ New England | ---- | ---- | ---- |
| 10/31 | @ Minnesota | J. Hamilton | ---- | ---- |
| 11/7 | DENVER | ---- | ---- | ---- |
| 11/14 | ATLANTA | ---- | L. Hajrullahu | G. Zuerlein |
| 11/21 | @ Kansas City | K. Brown | D. Burton | A. Cooper |
| 11/25 | LAS VEGAS | ---- | ---- | A. Cooper |
| 12/2 | @ New Orleans | ---- | T. Coyle | T. Steele/N. Wright |
| 12/12 | @ Washington | I. untling J. Hardy | D. Thompson | N. Wright |
| 12/19 | @ N.Y. Giants | J. Hardy | J. Hamilton D. Thompson | T. Hill/O. Odighizuwa |
| 12/26 | WASHINGTON | | K. Brown D. Thompson | T. Hill/M. Hooker/ J. Lewis/S. Fehoko |
| 1/2 | ARIZONA | | D. Thompson | F. Bernard/Q. Bohanna/ K. Neal |
| 1/9 | @ Philadelphia | | | |

2021 DALLAS COWBOYS UNOFFICIAL DEPTH CHART

(As of January 4, 2022)

OFFENSE

| | | | |
|-----------|--------------------|-----------------------|------------------------|
| WR | 19 Amari Cooper | 17 Malik Turner | |
| LT | 77 Tyron Smith | 78 Terence Steele | |
| LG | 52 Connor Williams | 66 Connor McGovern | |
| C | 63 Tyler Biadasz | 66 Connor McGovern | 68 <u>Matt Farniok</u> |
| RG | 70 Zack Martin | 66 Connor McGovern | |
| RT | 71 La'el Collins | 79 Ty Nsekhe | |
| TE | 86 Dalton Schultz | 87 Jeremy Sprinkle | 84 Sean McKeon |
| WR | 88 CeeDee Lamb | 81 <u>Simi Fehoko</u> | |
| WR | 1 Cedrick Wilson | 85 Noah Brown | |
| QB | 4 Dak Prescott | 10 Cooper Rush | 15 Will Grier |
| RB | 21 Ezekiel Elliott | 20 Tony Pollard | 32 Corey Clement |

DEFENSE

| | | | |
|------------|-------------------------|--------------------------|----------------------------|
| LDE | 90 DeMarcus Lawrence | 93 Tarell Basham | |
| LDT | 96 Neville Gallimore | 72 Trysten Hill | 98 <u>Quinton Bohanna</u> |
| RDT | 91 Carlos Watkins | 97 <u>Osa Odighizuwa</u> | |
| RDE | 94 Randy Gregory | 92 Dorance Armstrong | 59 <u>Chauncey Golston</u> |
| OLB | 11 <u>Micah Parsons</u> | | |
| MLB | 42 [Keanu Neal] | 57 Luke Gifford | |
| OLB | 55 Leighton Vander Esch | 53 [Francis Bernard] | |
| LCB | 7 Trevon Diggs | 25 <u>Nahshon Wright</u> | 29 C.J. Goodwin |
| NCB | 26 Jourdan Lewis | 31 Maurice Canady | |
| RCB | 30 Anthony Brown | 24 <u>Kelvin Joseph</u> | |
| SS | 27 Jayron Kearse | 28 Malik Hooker | |
| FS | 18 Damontae Kazee | 6 Donovan Wilson | 38 <u>Israel Mukuamu</u> |

SPECIALISTS

| | | |
|-----------|------------------|------------------|
| K | 2 Greg Zuerlein | |
| P | 5 Bryan Anger | |
| LS | 44 Jake McQuaide | |
| H | 5 Bryan Anger | |
| KR | 20 Tony Pollard | 32 Corey Clement |
| PR | 88 CeeDee Lamb | 1 Cedrick Wilson |

[Injured Players]

PRONUNCIATION GUIDE

| | | | |
|-------------------------|---------------------|----------------------|----------------|
| Dorance Armstrong | DOOR-intz | Sean McKeon | muh-CUE-in |
| Tyler Biadasz | bee-AH-dish | Jake McQuaide | Mc-KWAYD |
| Quinton Bohanna | boe-HAN-ah | Israel Mukuamu | moo-KWAH-moo |
| Corey Clement | CLEM-ent | Ty Nsekhe | en-SECK-he |
| La'el Collins | luhEL | Osa Odighizuwa | oh-DIGGY-zoowa |
| Matt Farniok | FAR-nee-ack | Malik Turner | muh-LEEK |
| Simi Fehoko | SIM-ee FAY-hoko | Nahshon Wright | nuh-SHAWN |
| Damontae Kazee | duh-MON-tay KAY-zee | Greg Zuerlein | ZURR-line |
| Jayron Kearse | JAY-RON | | |

COACHING STAFF

HEAD COACH: Mike McCarthy

ASSISTANTS: Jeff Blasko (Assistant Offensive Line), Matt Daniels (Assistant Special Teams), Rob Davis (Assistant Head Coach), Aden Durde (Defensive Line), George Edwards (Senior Defensive Assistant), John Fassel (Special Teams Coordinator), Ryan Feder (Quality Control Analytics), Al Harris (Defensive Backs), Chase Haslett (Quality Control/Offense), Adam Henry (Wide Receivers), Leon Lett (Assistant Defensive Line), Cannon Matthews (Quality Control/Defense), Scott McCurley (Linebackers), Kellen Moore (Offensive Coordinator), Harold Nash (Strength & Conditioning Coordinator), Doug Nussmeier (Quarterbacks), Skip Peete (Running Backs), Joe Philbin (Offensive Line), Dan Quinn (Defensive Coordinator), Justin Rudd (Video/Analytics), Eric Simonelli (Quality Control Analytics), Cedric Smith (Assistant Strength & Conditioning), Kendall Smith (Assistant Strength & Conditioning), Scott Tolzien (Offensive Assistant), Kyle Valero (Quality Control Analytics), Lunda Wells (Tight Ends), Joe Whitt (Secondary/Defensive Pass Game Coordinator).

2021 DALLAS COWBOYS ALPHABETICAL ROSTER

| NO. | NAME | POS | HT | WT | DOB | EXP | COLLEGE | HOMETOWN | GP | GS | DNP | IA |
|--------------------------------------|-----------------------|-----|------|-----|------------|-----|----------------------|------------------------|----|----|-----|----|
| 5 | Anger, Bryan | P | 6-3 | 205 | 10/6/1988 | 10 | California | Camarillo, Calif. | 16 | 0 | 0 | 0 |
| 92 | Armstrong, Dorance | DE | 6-4 | 260 | 6/10/1997 | 4 | Kansas | Houston, Texas | 12 | 5 | 0 | 4 |
| 93 | Basham, Tarell | DE | 6-4 | 266 | 3/18/1994 | 5 | Ohio | Rocky Mount, Va. | 16 | 6 | 0 | 0 |
| 63 | Biadasz, Tyler | C | 6-4 | 317 | 11/20/1997 | 2 | Wisconsin | Amherst, Wisc. | 16 | 16 | 0 | 0 |
| 98 | Bohanna, Quinton | DT | 6-4 | 327 | 3/16/1999 | R | Kentucky | Memphis, Tenn. | 14 | 1 | 0 | 1 |
| 30 | Brown, Anthony | CB | 5-11 | 188 | 12/16/1993 | 6 | Purdue | Tampa, Fla. | 16 | 16 | 0 | 0 |
| 85 | Brown, Noah | WR | 6-2 | 215 | 1/6/1996 | 5 | Ohio State | Flanders, N.J. | 12 | 1 | 0 | 1 |
| 31 | Canady, Maurice | CB | 6-1 | 193 | 5/26/1994 | 5 | Virginia | Richmond, Va. | 7 | 0 | 0 | 1 |
| 32 | Clement, Corey | RB | 5-10 | 220 | 11/2/1994 | 5 | Wisconsin | Glassboro, N.J. | 16 | 0 | 0 | 0 |
| 71 | Collins, La'el | T | 6-4 | 323 | 7/26/1993 | 7 | Louisiana State | Baton Rouge, La. | 11 | 9 | 0 | 0 |
| 19 | Cooper, Amari | WR | 6-1 | 225 | 6/17/1994 | 7 | Alabama | Miami, Fla. | 14 | 13 | 0 | 0 |
| 7 | Diggs, Trevon | CB | 6-1 | 203 | 9/20/1998 | 2 | Alabama | Gaithersburg, Md. | 16 | 16 | 0 | 0 |
| 21 | Elliott, Ezekiel | RB | 6-0 | 228 | 7/22/1995 | 6 | Ohio State | St. Louis, Mo. | 16 | 16 | 0 | 0 |
| 68 | Farniok, Matt | G | 6-5 | 311 | 9/26/1997 | R | Nebraska | Sioux Falls, S.D. | 11 | 0 | 1 | 4 |
| 81 | Fehoko, Simi | WR | 6-4 | 222 | 11/5/1997 | R | Stanford | Sandy, Utah | 5 | 0 | 0 | 10 |
| 96 | Gallimore, Neville | DT | 6-2 | 307 | 1/17/1997 | 2 | Oklahoma | Ottawa, Ontario | 4 | 3 | 0 | 0 |
| 57 | Gifford, Luke | LB | 6-3 | 245 | 8/28/1995 | 3 | Nebraska | Lincoln, Neb. | 15 | 0 | 0 | 1 |
| 59 | Golston, Chauncey | DE | 6-5 | 268 | 2/10/1998 | R | Iowa | Detroit, Mich. | 14 | 0 | 0 | 2 |
| 29 | Goodwin, C.J. | CB | 6-3 | 187 | 2/4/1990 | 6 | California (PA) | Wheeling, W.V. | 16 | 0 | 0 | 0 |
| 94 | Gregory, Randy | DE | 6-5 | 260 | 11/23/1992 | 4 | Nebraska | Jacksonville, Fla. | 11 | 10 | 0 | 0 |
| 15 | Grier, Will | QB | 6-1 | 220 | 4/3/1995 | 3 | West Virginia | Charlotte, N.C. | 0 | 0 | 1 | 15 |
| 72 | Hill, Trysten | DT | 6-3 | 305 | 3/25/1998 | 3 | Central Florida | Lee, Fla. | 5 | 0 | 0 | 0 |
| 28 | Hooker, Malik | FS | 6-1 | 212 | 4/2/1996 | 5 | Ohio State | New Castle, Pa. | 14 | 2 | 0 | 1 |
| 24 | Joseph, Kelvin | CB | 5-11 | 197 | 11/11/1999 | R | Kentucky | Baton Rouge, La. | 9 | 1 | 0 | 1 |
| 18 | Kazee, Damontae | S | 5-11 | 174 | 6/5/1993 | 5 | San Diego State | San Bernardino, Calif. | 16 | 14 | 0 | 0 |
| 27 | Kearse, Jayron | S | 6-4 | 220 | 2/11/1994 | 5 | Clemson | Fort Myers, Fla. | 16 | 15 | 0 | 0 |
| 88 | Lamb, CeeDee | WR | 6-2 | 200 | 4/8/1999 | 2 | Oklahoma | Richmond, Texas | 15 | 12 | 0 | 1 |
| 90 | Lawrence, DeMarcus | DE | 6-3 | 250 | 4/28/1992 | 8 | Boise State | Aiken, S.C. | 6 | 6 | 0 | 0 |
| 26 | Lewis, Jourdan | CB | 5-10 | 186 | 8/31/1995 | 5 | Michigan | Detroit Mich. | 15 | 12 | 0 | 0 |
| 70 | Martin, Zack | G | 6-4 | 315 | 11/20/1990 | 8 | Notre Dame | Indianapolis, Ind. | 15 | 15 | 0 | 0 |
| 66 | McGovern, Connor | G | 6-5 | 315 | 11/3/1997 | 3 | Penn State | Larksville, Pa. | 15 | 5 | 1 | 0 |
| 84 | McKeon, Sean | TE | 6-3 | 255 | 12/28/1997 | 2 | Michigan | Dudley, Mass. | 8 | 2 | 0 | 1 |
| 44 | McQuaide, Jake | LS | 6-2 | 235 | 12/7/1987 | 11 | Ohio State | Cincinnati, Ohio | 16 | 0 | 0 | 0 |
| 38 | Mukuamu, Israel | S | 6-4 | 212 | 11/28/1999 | R | South Carolina | Charlotte, N.C. | 3 | 0 | 1 | 12 |
| 79 | Nsekhe, Ty | T | 6-8 | 330 | 10/27/1985 | 8 | Texas State | Austin, TX | 11 | 0 | 2 | 3 |
| 97 | Odighizuwa, Osa | DT | 6-2 | 282 | 8/13/1998 | R | UCLA | Dayton, Ohio | 15 | 12 | 0 | 0 |
| 11 | Parsons, Micah | LB | 6-3 | 246 | 5/26/1999 | R | Penn State | Harrisburg, Pa. | 16 | 16 | 0 | 0 |
| 20 | Pollard, Tony | RB | 6-0 | 210 | 4/30/1997 | 3 | Memphis | Memphis, Tenn. | 15 | 0 | 0 | 1 |
| 4 | Prescott, Dak | QB | 6-2 | 235 | 7/29/1993 | 6 | Mississippi State | Haughton, La. | 15 | 15 | 0 | 1 |
| 10 | Rush, Cooper | QB | 6-3 | 225 | 12/21/1993 | 4 | Central Michigan | Charlotte, Mich. | 4 | 1 | 12 | 0 |
| 86 | Schultz, Dalton | TE | 6-5 | 255 | 7/11/1996 | 4 | Stanford | South Jordan, Utah | 16 | 15 | 0 | 0 |
| 77 | Smith, Tyrone | T | 6-5 | 305 | 12/12/1990 | 11 | Southern California | Moreno Valley, Calif. | 11 | 11 | 0 | 5 |
| 87 | Sprinkle, Jeremy | TE | 6-5 | 255 | 8/10/1994 | 5 | Arkansas | White Hall, Ark. | 16 | 3 | 0 | 0 |
| 78 | Steele, Terence | T | 6-6 | 320 | 6/4/1997 | 2 | Texas Tech | Cibola, Texas | 15 | 12 | 0 | 0 |
| 17 | Turner, Malik | WR | 6-2 | 202 | 1/30/1996 | 4 | Illinois | Springfield, Ill. | 13 | 0 | 0 | 0 |
| 55 | Vander Esch, Leighton | LB | 6-4 | 255 | 2/8/1996 | 4 | Boise State | Riggins, Idaho | 16 | 15 | 0 | 0 |
| 91 | Watkins, Carlos | DE | 6-3 | 297 | 12/5/1993 | 5 | Clemson | Mooreboro, N.C. | 14 | 13 | 0 | 2 |
| 52 | Williams, Connor | G | 6-5 | 320 | 5/12/1997 | 4 | Texas | Coppell, Texas | 16 | 13 | 0 | 0 |
| 1 | Wilson, Cedrick | WR | 6-2 | 195 | 11/21/1995 | 4 | Boise State | Memphis, Tenn. | 15 | 4 | 0 | 1 |
| 6 | Wilson, Donovan | S | 6-0 | 200 | 2/21/1995 | 3 | Texas A&M | Shreveport, La. | 8 | 3 | 0 | 4 |
| 25 | Wright, Nahshon | CB | 6-4 | 183 | 9/23/1998 | R | Oregon State | East Palo Alto, Calif. | 12 | 0 | 0 | 2 |
| 2 | Zuerlein, Greg | K | 6-0 | 195 | 12/27/1987 | 10 | Missouri Western | Lincoln, Neb. | 15 | 0 | 0 | 0 |
| PRACTICE SQUAD | | | | | | | | | | | | |
| 60 | Alarcon, Isaac | T | 6-6 | 325 | 7/27/1998 | 1 | Monterrey Tech | Monterrey, Mexico | 0 | 0 | 0 | 0 |
| 56 | Anae, Bradlee | DE | 6-3 | 260 | 1/17/1998 | 2 | Utah | Laie, Hawaii | 4 | 0 | 0 | 1 |
| 51 | Bond, Devante | LB | 6-1 | 236 | 7/3/1993 | 5 | Oklahoma | Sacramento, Calif. | 0 | 0 | 0 | 0 |
| 67 | Bronson, Josiah | DT | 6-3 | 300 | 7/3/1997 | R | Washington | Kent, Wash. | 0 | 0 | 0 | 0 |
| 49 | Bunting, Ian | TE | 6-7 | 255 | 2/10/1996 | 2 | California | Hinsdale, Ill. | 0 | 0 | 0 | 0 |
| 76 | Collins, Aviante | T | 6-4 | 292 | 4/21/1993 | 3 | Texas Christian | | 0 | 0 | 0 | 0 |
| 39 | Coyle, Tyler | S | 6-0 | 209 | 12/31/1969 | R | Purdue | Windsor, Conn. | 1 | 0 | 0 | 0 |
| 3 | DiNucci, Ben | QB | 6-2 | 215 | 11/24/1996 | 2 | James Madison | Wexford, PA | 0 | 0 | 0 | 0 |
| 58 | Faoliu, Austin | DE | 6-3 | 287 | 1/9/1999 | R | Oregon | Santa Ana, Calif. | 1 | 0 | 0 | 0 |
| 83 | Foster, Robert | WR | 6-2 | 194 | 5/7/1994 | 4 | Alabama | Monaca, Pa. | 0 | 0 | 0 | 0 |
| 37 | Hardy, JaQuan | RB | 5-8 | 211 | 12/31/1997 | R | Tiffin | Westlake, Ohio | 2 | 0 | 0 | 0 |
| 62 | Jones, Braylon | C | 6-3 | 301 | 2/10/1998 | R | Houston | Tyler, Texas | 0 | 0 | 0 | 0 |
| 46 | Ralston, Nick | FB | 6-0 | 237 | 11/10/1996 | R | Louisiana | Argyle, Texas | 4 | 0 | 0 | 0 |
| 80 | Smith, Brandon | WR | 6-1 | 218 | 12/10/1998 | R | Iowa | Lake Cormorant, Miss. | 0 | 0 | 0 | 0 |
| 43 | Smith, Ito | RB | 5-9 | 195 | 9/11/1995 | 4 | Southern Mississippi | Mobile, AL | 0 | 0 | 0 | 0 |
| 23 | Thompson, Darian | S | 6-2 | 212 | 9/22/1993 | 6 | Boise State | Lancaster, Calif. | 5 | 0 | 0 | 0 |
| RESERVE/DESIGNATED FOR RETURN | | | | | | | | | | | | |
| 89 | Jarwin, Blake | TE | 6-5 | 250 | 7/16/1994 | 5 | Oklahoma State | Tuttle, Okla. | 7 | 5 | 0 | 0 |
| 16 | Vasher, T.J. | WR | 6-6 | 215 | 8/29/1998 | R | Texas Tech | Wichita Falls, Texas | 0 | 0 | 0 | 0 |
| RESERVE/COVID-19 | | | | | | | | | | | | |
| 75 | Ball, Josh | T | 6-8 | 308 | 5/15/1998 | R | Marshall | Fredericksburg, Va. | 0 | 0 | 0 | 0 |
| 53 | Bernard, Francis | LB | 6-0 | 242 | 4/8/1995 | 2 | Utah | Herriman, Utah | 8 | 0 | 0 | 0 |
| 42 | Neal, Keanu | LB | 6-0 | 211 | 7/26/1995 | 5 | Florida | Bushnell, Fla. | 13 | 4 | 0 | 0 |
| 7 | Niswander, Hunter | P | 6-4 | 243 | 11/26/1994 | 2 | Northwestern | Peninsula, Ohio | 0 | 0 | 0 | 0 |
| RESERVE/INJURED | | | | | | | | | | | | |
| 14 | Cox, Jabril | LB | 6-3 | 233 | 4/16/1998 | R | Louisiana State | Kansas City, Mo. | 7 | 0 | 0 | 0 |
| 34 | Dowdle, Rico | RB | 5-11 | 215 | 6/14/1998 | 2 | South Carolina | Asheville, N.C. | 0 | 0 | 0 | 0 |
| 13 | Gallup, Michael | WR | 6-1 | 205 | 3/4/1996 | 4 | Colorado State | Monroe, Ga. | 9 | 8 | 0 | 0 |
| 65 | Hyatt, Mitch | T | 6-5 | 315 | 2/6/1997 | 2 | Clemson | Suwanee, Ga. | 0 | 0 | 0 | 0 |
| 45 | Olonilua, Sewo | FB | 6-3 | 235 | 11/27/1997 | 2 | Texas Christian | Kingwood, Texas | 0 | 0 | 0 | 0 |
| 41 | Robinson, Reggie | CB | 6-1 | 200 | 4/14/1997 | 2 | Tulsa | Cleburne, Texas | 0 | 0 | 0 | 0 |
| 95 | Urban, Brent | DE | 6-7 | 305 | 5/5/1991 | 8 | Virginia | Mississauga, Ont. | 6 | 4 | 0 | 0 |

2021 DALLAS COWBOYS NUMERICAL ROSTER

| NO. | NAME | POS | HT | WT | AGE | EXP | COLLEGE | HOW ACQ | GP | GS | DNP | IA |
|--------------------------------------|----------------------|-----|------|-----|-----|-----|----------------------|--------------|----|----|-----|----|
| 1 | Cedrick Wilson | WR | 6-2 | 195 | 26 | 4 | Boise State | D6b-'18 | 15 | 4 | 0 | 1 |
| 2 | Greg Zuerlein | K | 6-0 | 195 | 34 | 10 | Missouri Western | UFA(LAR)-'20 | 15 | 0 | 0 | 0 |
| 4 | Dak Prescott | QB | 6-2 | 235 | 28 | 6 | Mississippi State | D4b-'16 | 15 | 15 | 0 | 1 |
| 5 | Bryan Anger | P | 6-3 | 205 | 33 | 10 | California | FA-'21 | 16 | 0 | 0 | 0 |
| 6 | Donovan Wilson | S | 6-0 | 200 | 26 | 3 | Texas A&M | D6-'19 | 8 | 3 | 0 | 4 |
| 7 | Trevon Diggs | CB | 6-1 | 203 | 23 | 2 | Alabama | D2-'20 | 16 | 16 | 0 | 0 |
| 10 | Cooper Rush | QB | 6-3 | 225 | 28 | 4 | Central Michigan | FA-'20 | 4 | 1 | 12 | 0 |
| 11 | Micah Parsons | LB | 6-3 | 246 | 22 | R | Penn State | D1-'21 | 16 | 16 | 0 | 0 |
| 15 | Will Grier | QB | 6-1 | 220 | 26 | 3 | West Virginia | W(Car)-'21 | 0 | 0 | 1 | 15 |
| 17 | Malik Turner | WR | 6-2 | 202 | 25 | 4 | Illinois | W(CB)-'20 | 13 | 0 | 0 | 0 |
| 18 | Damontae Kazee | S | 5-11 | 174 | 28 | 5 | San Diego State | UFA(Atl)-'21 | 16 | 14 | 0 | 0 |
| 19 | Amari Cooper | WR | 6-1 | 225 | 27 | 7 | Alabama | T(Oak)-'18 | 14 | 13 | 0 | 0 |
| 20 | Tony Pollard | RB | 6-0 | 210 | 24 | 3 | Memphis | D4a-'19 | 15 | 0 | 0 | 1 |
| 21 | Ezekiel Elliott | RB | 6-0 | 228 | 26 | 6 | Ohio State | D1-'16 | 16 | 16 | 0 | 0 |
| 24 | Kelvin Joseph | CB | 5-11 | 197 | 22 | R | Kentucky | D2-'21 | 9 | 1 | 0 | 1 |
| 25 | Nahshon Wright | CB | 6-4 | 183 | 23 | R | Oregon State | D3c-'21 | 12 | 0 | 0 | 2 |
| 26 | Jourdan Lewis | CB | 5-10 | 186 | 26 | 5 | Michigan | D3-'17 | 15 | 12 | 0 | 0 |
| 27 | Jayron Kearse | S | 6-4 | 220 | 27 | 5 | Clemson | FA-'21 | 16 | 15 | 0 | 0 |
| 28 | Malik Hooker | FS | 6-1 | 212 | 25 | 5 | Ohio State | FA-'21 | 14 | 2 | 0 | 1 |
| 29 | C.J. Goodwin | CB | 6-3 | 187 | 31 | 6 | California (PA) | PS(Cin)-'18 | 16 | 0 | 0 | 0 |
| 30 | Anthony Brown | CB | 5-11 | 188 | 28 | 6 | Purdue | D6a-'16 | 16 | 16 | 0 | 0 |
| 31 | Maurice Canady | CB | 6-1 | 193 | 27 | 5 | Virginia | UFA(Hou)-'20 | 7 | 0 | 0 | 1 |
| 32 | Corey Clement | RB | 5-10 | 220 | 27 | 5 | Wisconsin | FA-'21 | 16 | 0 | 0 | 0 |
| 38 | Israel Mukuamu | S | 6-4 | 212 | 22 | R | South Carolina | D6b-'21 | 3 | 0 | 1 | 12 |
| 44 | Jake McQuaide | LS | 6-2 | 235 | 34 | 11 | Ohio State | UFA(LAR)-'21 | 16 | 0 | 0 | 0 |
| 52 | Connor Williams | G | 6-5 | 320 | 24 | 4 | Texas | D2-'18 | 16 | 13 | 0 | 0 |
| 55 | Leighton Vander Esch | LB | 6-4 | 255 | 25 | 4 | Boise State | D1-'18 | 16 | 15 | 0 | 0 |
| 57 | Luke Gifford | LB | 6-3 | 245 | 26 | 3 | Nebraska | UDFA-'19 | 15 | 0 | 0 | 1 |
| 59 | Chauncey Golston | DE | 6-5 | 268 | 23 | R | Iowa | D3b-'21 | 14 | 0 | 0 | 2 |
| 63 | Tyler Biadasz | C | 6-4 | 317 | 24 | 2 | Wisconsin | D4b-'20 | 16 | 16 | 0 | 0 |
| 66 | Connor McGovern | G | 6-5 | 315 | 24 | 3 | Penn State | D3-'19 | 15 | 5 | 1 | 0 |
| 68 | Matt Farniok | G | 6-5 | 311 | 24 | R | Nebraska | D7-'21 | 11 | 0 | 1 | 4 |
| 70 | Zack Martin | G | 6-4 | 315 | 31 | 8 | Notre Dame | D1-'14 | 15 | 15 | 0 | 0 |
| 71 | La'el Collins | T | 6-4 | 323 | 28 | 7 | Louisiana State | UDFA-'15 | 11 | 9 | 0 | 0 |
| 72 | Trysten Hill | DT | 6-3 | 305 | 23 | 3 | Central Florida | D2-'19 | 5 | 0 | 0 | 0 |
| 77 | Tyron Smith | T | 6-5 | 305 | 31 | 11 | Southern California | D1-'11 | 11 | 11 | 0 | 5 |
| 78 | Terence Steele | T | 6-6 | 320 | 24 | 2 | Texas Tech | UDFA-'20 | 15 | 12 | 0 | 0 |
| 79 | Ty Nsekhe | T | 6-8 | 330 | 36 | 8 | Texas State | UFA(Buf)-'21 | 11 | 0 | 2 | 3 |
| 81 | Simi Fehoko | WR | 6-4 | 222 | 24 | R | Stanford | D5-'21 | 5 | 0 | 0 | 10 |
| 84 | Sean McKeon | TE | 6-3 | 255 | 24 | 2 | Michigan | UDFA-'20 | 8 | 2 | 0 | 1 |
| 85 | Noah Brown | WR | 6-2 | 215 | 25 | 5 | Ohio State | D7b-'17 | 12 | 1 | 0 | 1 |
| 86 | Dalton Schultz | TE | 6-5 | 255 | 25 | 4 | Stanford | D4b-'18 | 16 | 15 | 0 | 0 |
| 87 | Jeremy Sprinkle | TE | 6-5 | 255 | 27 | 5 | Arkansas | UFA(Was)-'21 | 16 | 3 | 0 | 0 |
| 88 | CeeDee Lamb | WR | 6-2 | 200 | 22 | 2 | Oklahoma | D1-'20 | 15 | 12 | 0 | 1 |
| 90 | DeMarcus Lawrence | DE | 6-3 | 250 | 29 | 8 | Boise State | D2-'14 | 6 | 6 | 0 | 0 |
| 91 | Carlos Watkins | DE | 6-3 | 297 | 28 | 5 | Clemson | UFA(Hou)-'21 | 14 | 13 | 0 | 2 |
| 92 | Dorance Armstrong | DE | 6-4 | 260 | 24 | 4 | Kansas | D4a-'18 | 12 | 5 | 0 | 4 |
| 93 | Tarell Basham | DE | 6-4 | 266 | 27 | 5 | Ohio | UFA(NYJ)-'21 | 16 | 6 | 0 | 0 |
| 94 | Randy Gregory | DE | 6-5 | 260 | 29 | 4 | Nebraska | D2-'15 | 11 | 10 | 0 | 0 |
| 96 | Neville Gallimore | DT | 6-2 | 307 | 24 | 2 | Oklahoma | D3-'20 | 4 | 3 | 0 | 0 |
| 97 | Osa Odighizuwa | DT | 6-2 | 282 | 23 | R | UCLA | D3a-'21 | 15 | 12 | 0 | 0 |
| 98 | Quinton Bohanna | DT | 6-4 | 327 | 22 | R | Kentucky | D6a-'21 | 14 | 1 | 0 | 1 |
| PRACTICE SQUAD | | | | | | | | | | | | |
| 3 | Ben DiNucci | QB | 6-2 | 215 | 25 | 2 | James Madison | D7-'20 | 0 | 0 | 0 | 0 |
| 23 | Darian Thompson | S | 6-2 | 212 | 28 | 6 | Boise State | FA-'18 | 5 | 0 | 0 | 0 |
| 37 | JaQuan Hardy | RB | 5-8 | 211 | 24 | R | Tiffin | UDFA-'21 | 2 | 0 | 0 | 0 |
| 39 | Tyler Coyle | S | 6-0 | 209 | 52 | R | Purdue | UDFA-'21 | 1 | 0 | 0 | 0 |
| 43 | Ito Smith | RB | 5-9 | 195 | 26 | 4 | Southern Mississippi | FA-'21 | 0 | 0 | 0 | 0 |
| 46 | Nick Ralston | FB | 6-0 | 237 | 25 | R | Louisiana | UDFA-'21 | 4 | 0 | 0 | 0 |
| 49 | Ian Bunting | TE | 6-7 | 255 | 25 | 2 | California | FA-'21 | 0 | 0 | 0 | 0 |
| 51 | Devante Bond | LB | 6-1 | 236 | 28 | 5 | Oklahoma | FA-'21 | 0 | 0 | 0 | 0 |
| 56 | Bradlee Anae | DE | 6-3 | 260 | 23 | 2 | Utah | D5-'20 | 4 | 0 | 0 | 1 |
| 58 | Austin Faolilu | DE | 6-3 | 287 | 22 | R | Oregon | UDFA-'21 | 1 | 0 | 0 | 0 |
| 60 | Isaac Alarcon | T | 6-6 | 325 | 23 | 1 | Monterrey Tech | IPP-'20 | 0 | 0 | 0 | 0 |
| 62 | Braylon Jones | C | 6-3 | 301 | 23 | R | Houston | UDFA-'21 | 0 | 0 | 0 | 0 |
| 67 | Josiah Bronson | DT | 6-3 | 300 | 24 | R | Washington | FA-'21 | 0 | 0 | 0 | 0 |
| 76 | Aviante Collins | T | 6-4 | 292 | 28 | 3 | Texas Christian | FA-'21 | 0 | 0 | 0 | 0 |
| 80 | Brandon Smith | WR | 6-1 | 218 | 23 | R | Iowa | UDFA-'21 | 0 | 0 | 0 | 0 |
| 83 | Robert Foster | WR | 6-2 | 194 | 27 | 4 | Alabama | FA-'21 | 0 | 0 | 0 | 0 |
| RESERVE/DESIGNATED FOR RETURN | | | | | | | | | | | | |
| 16 | T.J. Vasher | WR | 6-6 | 215 | 23 | R | Texas Tech | UDFA-'21 | 0 | 0 | 0 | 0 |
| 89 | Blake Jarwin | TE | 6-5 | 250 | 27 | 5 | Oklahoma State | UDFA-'17 | 7 | 5 | 0 | 0 |
| RESERVE/COVID-19 | | | | | | | | | | | | |
| 7 | Hunter Niswander | P | 6-4 | 243 | 27 | 2 | Northwestern | FA-'20 | 0 | 0 | 0 | 0 |
| 42 | Keanu Neal | LB | 6-0 | 211 | 26 | 5 | Florida | D1-'16 | 13 | 4 | 0 | 0 |
| 53 | Francis Bernard | LB | 6-0 | 242 | 26 | 2 | Utah | UDFA-'20 | 8 | 0 | 0 | 0 |
| 75 | Josh Ball | T | 6-8 | 308 | 23 | R | Marshall | D4b-'21 | 0 | 0 | 0 | 0 |
| RESERVE/INJURED | | | | | | | | | | | | |
| 13 | Michael Gallup | WR | 6-1 | 205 | 25 | 4 | Colorado State | D3-'18 | 9 | 8 | 0 | 0 |
| 14 | Jabril Cox | LB | 6-3 | 233 | 23 | R | Louisiana State | D4a-'21 | 7 | 0 | 0 | 0 |
| 34 | Rico Dowdle | RB | 5-11 | 215 | 23 | 2 | South Carolina | UDFA-'20 | 0 | 0 | 0 | 0 |
| 41 | Reggie Robinson | CB | 6-1 | 200 | 24 | 2 | Tulsa | D4a-'20 | 0 | 0 | 0 | 0 |
| 45 | Sewo Olonilua | FB | 6-3 | 235 | 24 | 2 | Texas Christian | UDFA-'20 | 0 | 0 | 0 | 0 |
| 65 | Mitch Hyatt | T | 6-5 | 315 | 24 | 2 | Clemson | UDFA-'19 | 0 | 0 | 0 | 0 |
| 95 | Brent Urban | DE | 6-7 | 305 | 30 | 8 | Virginia | UFA(Chi)-'21 | 6 | 4 | 0 | 0 |

2021 DALLAS COWBOYS POSITIONAL ROSTER

| NO. | NAME | POS. | HT. | WT. | AGE | EXP. | COLLEGE | HOW ACQ. |
|----------------------|----------------------|------|------|-----|-----|------|---------------------|--------------|
| QUARTERBACKS (3) | | | | | | | | |
| 4 | Dak Prescott | QB | 6-2 | 235 | 28 | 6 | Mississippi State | D4b-'16 |
| 10 | Cooper Rush | QB | 6-3 | 225 | 28 | 4 | Central Michigan | FA-'20 |
| 15 | Will Grier | QB | 6-1 | 220 | 26 | 3 | West Virginia | W(Car)-'21 |
| RUNNING BACKS (3) | | | | | | | | |
| 20 | Tony Pollard | RB | 6-0 | 210 | 24 | 3 | Memphis | D4a-'19 |
| 21 | Ezekiel Elliott | RB | 6-0 | 228 | 26 | 6 | Ohio State | D1-'16 |
| 32 | Corey Clement | RB | 5-10 | 220 | 27 | 5 | Wisconsin | FA-'21 |
| WIDE RECEIVERS (6) | | | | | | | | |
| 1 | Cedrick Wilson | WR | 6-2 | 195 | 26 | 4 | Boise State | D6b-'18 |
| 17 | Malik Turner | WR | 6-2 | 202 | 25 | 4 | Illinois | W(GB)-'20 |
| 19 | Amari Cooper | WR | 6-1 | 225 | 27 | 7 | Alabama | T(Oak)-'18 |
| 81 | Simi Fehoko | WR | 6-4 | 222 | 24 | R | Stanford | D5-'21 |
| 85 | Noah Brown | WR | 6-2 | 215 | 25 | 5 | Ohio State | D7b-'17 |
| 88 | CeeDee Lamb | WR | 6-2 | 200 | 22 | 2 | Oklahoma | D1-20 |
| TIGHT ENDS (3) | | | | | | | | |
| 84 | Sean McKeon | TE | 6-3 | 255 | 24 | 2 | Michigan | UDFA-'20 |
| 86 | Dalton Schultz | TE | 6-5 | 255 | 25 | 4 | Stanford | D4b-'18 |
| 87 | Jeremy Sprinkle | TE | 6-5 | 255 | 27 | 5 | Arkansas | UFA(Was)-'21 |
| OFFENSIVE LINE (9) | | | | | | | | |
| 52 | Connor Williams | G | 6-5 | 320 | 24 | 4 | Texas | D2-'18 |
| 63 | Tyler Biadasz | C | 6-4 | 317 | 24 | 2 | Wisconsin | D4b-'20 |
| 66 | Connor McGovern | G | 6-5 | 315 | 24 | 3 | Penn State | D3-'19 |
| 68 | Matt Farniok | G | 6-5 | 311 | 24 | R | Nebraska | D7-'21 |
| 70 | Zack Martin | G | 6-4 | 315 | 31 | 8 | Notre Dame | D1-'14 |
| 71 | La'el Collins | T | 6-4 | 323 | 28 | 7 | Louisiana State | UDFA-'15 |
| 77 | Tyron Smith | T | 6-5 | 305 | 31 | 11 | Southern California | D1-'11 |
| 78 | Terence Steele | T | 6-6 | 320 | 24 | 2 | Texas Tech | UDFA-'20 |
| 79 | Ty Nsekhe | T | 6-8 | 330 | 36 | 8 | Texas State | UFA(Buf)-'21 |
| DEFENSIVE LINE (10) | | | | | | | | |
| 59 | Chauncey Golston | DE | 6-5 | 268 | 23 | R | Iowa | D3b-'21 |
| 72 | Trysten Hill | DT | 6-3 | 305 | 23 | 3 | Central Florida | D2-'19 |
| 90 | DeMarcus Lawrence | DE | 6-3 | 250 | 29 | 8 | Boise State | D2-'14 |
| 91 | Carlos Watkins | DE | 6-3 | 297 | 28 | 5 | Clemson | UFA(Hou)-'21 |
| 92 | Dorance Armstrong | DE | 6-4 | 260 | 24 | 4 | Kansas | D4a-'18 |
| 93 | Tarell Basham | DE | 6-4 | 266 | 27 | 5 | Ohio | UFA(NYJ)-'21 |
| 94 | Randy Gregory | DE | 6-5 | 260 | 29 | 4 | Nebraska | D2-15 |
| 96 | Neville Gallimore | DT | 6-2 | 307 | 24 | 2 | Oklahoma | D3-'20 |
| 97 | Osa Odighizuwa | DT | 6-2 | 282 | 23 | R | UCLA | D3a-'21 |
| 98 | Quinton Bohanna | DT | 6-4 | 327 | 22 | R | Kentucky | D6a-'21 |
| LINEBACKERS (3) | | | | | | | | |
| 11 | Micah Parsons | LB | 6-3 | 246 | 22 | R | Penn State | D1-'21 |
| 55 | Leighton Vander Esch | LB | 6-4 | 255 | 25 | 4 | Boise State | D1-'18 |
| 57 | Luke Gifford | LB | 6-3 | 245 | 26 | 3 | Nebraska | UDFA-'19 |
| DEFENSIVE BACKS (12) | | | | | | | | |
| 6 | Donovan Wilson | S | 6-0 | 200 | 26 | 3 | Texas A&M | D6-'19 |
| 7 | Trevon Diggs | CB | 6-1 | 203 | 23 | 2 | Alabama | D2-'20 |
| 18 | Damontae Kazee | S | 5-11 | 174 | 28 | 5 | San Diego State | UFA(Atl) '21 |
| 24 | Kelvin Joseph | CB | 5-11 | 197 | 22 | R | Kentucky | D2-'21 |
| 25 | Nahshon Wright | CB | 6-4 | 183 | 23 | R | Oregon State | D3c-'21 |
| 26 | Jourdan Lewis | CB | 5-10 | 186 | 26 | 5 | Michigan | D3-'17 |
| 27 | Jayron Kearse | S | 6-4 | 220 | 27 | 5 | Clemson | FA-'21 |
| 28 | Malik Hooker | FS | 6-1 | 212 | 25 | 5 | Ohio State | FA-'21 |
| 29 | C.J. Goodwin | CB | 6-3 | 187 | 31 | 6 | California (PA) | PS(Cin)-'18 |
| 30 | Anthony Brown | CB | 5-11 | 188 | 28 | 6 | Purdue | D6a-'16 |
| 31 | Maurice Canady | CB | 6-1 | 193 | 27 | 5 | Virginia | UFA(Hou)-'20 |
| 38 | Israel Mukuamu | S | 6-4 | 212 | 22 | R | South Carolina | D6b-'21 |
| SPECIALISTS (3) | | | | | | | | |
| 2 | Greg Zuerlein | K | 6-0 | 195 | 34 | 10 | Missouri Western | UFA(LAR)-'20 |
| 5 | Bryan Anger | P | 6-3 | 205 | 33 | 10 | California | FA-'21 |
| 44 | Jake McQuaide | LS | 6-2 | 235 | 34 | 11 | Ohio State | UFA(LAR)-'21 |

HOW THE COWBOYS WERE BUILT/CONTRACT STATUS

| YEAR | DRAFT PICKS (36) | FREE AGENTS (17) | COLLEGE FREE AGENTS (8) | TRADES/WAIVERS (3) | PRACTICE SQUAD (1) |
|------|---|--|---|------------------------|--------------------------|
| 2011 | T. Smith (1st) | | | | |
| 2014 | Z. Martin (1st) D. Lawrence (2nd) | | | | |
| 2015 | R. Gregory (2nd) | | L. Collins (UDFA-'15) | | |
| 2016 | E. Elliott (1st) K. Neal (1st) # D. Prescott (4th) A. Brown (6th) | | | | |
| 2017 | J. Lewis (3rd) N. Brown (7th) | B. Jarwin (UDFA-'17) ` | | | |
| 2018 | L. Vander Esch (1st) C. Williams (2nd) M. Gallup (3rd) * D. Armstrong (4th) D. Schultz (4th-b) C. Wilson (6th-b) | | | A. Cooper (T Oak -'18) | C. Goodwin (PS Cin -'18) |
| 2019 | T. Hill (2nd) C. McGovern (3rd) T. Pollard (4th) D. Wilson (6th) | L. Gifford (UDFA-'19) | M. Hyatt (UDFA-'19) * | | |
| 2020 | C. Lamb (1st) T. Diggs (2nd) N. Gallimore (3rd) R. Robinson (4th-a) * T. Biadasz (4th-b) | M. Canady (UFA Hou -'20) H. Niswander (FA-'20) # C. Rush (FA-'20) G. Zuerlein (UFA LAR -'20) | F. Bernard (UDFA-'20) # R. Dowdle (UDFA-'20) * S. McKeon (UDFA-'20) S. Olonilua (UDFA-'20) * T. Steele (UDFA-'20) | M. Turner (W GB -'20) | |
| 2021 | M. Parsons (1st) K. Joseph (2nd) O. Odighizuwa (3rd-a) C. Golston (3rd-b) N. Wright (3rd-c) J. Cox (4th-a) * J. Ball (4th-b) # S. Fehoko (5th) Q. Bohanna (6th-a) I. Mukuamu (6th-b) M. Farniok (7th) | B. Anger (FA-'21) T. Basham (UFA NYJ -'21) C. Clement (FA-'21) M. Hooker (FA-'21) D. Kaze (UFA Atl -'21) J. Kearse (FA-'21) J. McQuaide (UFA LAR -'21) T. Nsekhe (UFA Buf -'21) J. Sprinkle (UFA Was -'21) B. Urban (UFA Chi -'21) * C. Watkins (UFA Hou -'21) | T. Vasher (UDFA-'21) ` | W. Grier (W Car -'21) | |

Key: # Reserve/COVID-19, ` Reserve/Designated for Return, * Reserve/Injured

| CONTRACT STATUS | | | | | |
|-------------------------|----------------|--------------------------|----------------|----------------------------|----------------|
| PLAYER | SIGNED THROUGH | PLAYER | SIGNED THROUGH | PLAYER | SIGNED THROUGH |
| Bryan Anger | 2021 | Luke Gifford | 2021 | Ty Nsekhe | 2021 |
| Dorance Armstrong | 2021 | Chauncey Golston | 2024 | Osa Odighizuwa | 2024 |
| Josh Ball # | 2024 | C.J. Goodwin | 2022 | Micah Parsons | 2024 |
| Tarell Basham | 2022 | Randy Gregory | 2021 | Tony Pollard | 2022 |
| Francis Bernard # | 2021 | Will Grier | 2022 | Dak Prescott | 2024 |
| Tyler Biadasz | 2023 | Trysten Hill | 2022 | Reggie Robinson * | 2023 |
| Quinton Bohanna | 2024 | Malik Hooker | 2021 | Cooper Rush | 2022 |
| Anthony Brown | 2022 | Mitch Hyatt * | 2021 | Dalton Schultz | 2021 |
| Noah Brown | 2021 | Blake Jarwin ` | 2023 | Tyron Smith | 2023 |
| Maurice Canady | 2021 | Kelvin Joseph | 2024 | Jeremy Sprinkle | 2021 |
| Corey Clement | 2021 | Damontae Kaze | 2021 | Terence Steele | 2022 |
| La'el Collins | 2024 | Jayron Kearse | 2021 | Malik Turner | 2021 |
| Amari Cooper | 2024 | CeeDee Lamb | 2023 | Brent Urban * | 2021 |
| Jabril Cox * | 2024 | DeMarcus Lawrence | 2023 | Leighton Vander Esch | 2021 |
| Trevon Diggs | 2023 | Jourdan Lewis | 2023 | T.J. Vasher ` | 2023 |
| Rico Dowdle * | 2022 | Zack Martin | 2024 | Carlos Watkins | 2021 |
| Ezekiel Elliott | 2026 | Connor McGovern | 2022 | Connor Williams | 2021 |
| Matt Farniok | 2024 | Sean McKeon | 2022 | Cedrick Wilson | 2021 |
| Simi Fehoko | 2024 | Jake McQuaide | 2021 | Donovan Wilson | 2022 |
| Neville Gallimore | 2023 | Israel Mukuamu | 2024 | Nahshon Wright | 2024 |
| Michael Gallup * | 2021 | Hunter Niswander # | 2022 | Greg Zuerlein | 2022 |

2021 DALLAS COWBOYS CONTRACT ANALYSIS

| OFFENSE | | 2021 | 2022 | 2023 | 2024 | 2025 | 2026 | 2026 | 2027 |
|---------|------------------|------|------|------|--------|------|------|------|------|
| QB | Grier, Will | | | UFA | | | | | |
| | Prescott, Dak | | | | | UFA | | | |
| | Rush, Cooper | | | UFA | | | | | |
| RB | Clement, Corey | | UFA | | | | | | |
| | Dowdle, Rico* | | | RFA | UFA | | | | |
| | Elliott, Ezekiel | | | | | | | UFA | |
| | Olonilua, Sewo* | | | RFA | UFA | | | | |
| | Pollard, Tony | | | UFA | | | | | |
| WR | Brown, Noah | | UFA | | | | | | |
| | Cooper, Amari | | | | | UFA | | | |
| | Fehoko, Simi | | | | | UFA | | | |
| | Gallup, Michael* | | UFA | | | | | | |
| | Lamb, CeeDee | | | | OPTION | UFA | | | |
| | Turner, Malik | | UFA | | | | | | |
| | Vasher, T.J.# | | | | RFA | UFA | | | |
| | Wilson, Cedrick | | UFA | | | | | | |
| TE | Jarwin, Blake* | | | | UFA | | | | |
| | McKeon, Sean | | | RFA | UFA | | | | |
| | Schultz, Dalton | | UFA | | | | | | |
| | Sprinkle, Jeremy | | UFA | | | | | | |
| OL | Ball, Josh^ | | | | | UFA | | | |
| | Biadasz, Tyler | | | | UFA | | | | |
| | Collins, La'el | | | | | UFA | | | |
| | Farniok, Matt | | | | | UFA | | | |
| | Hyatt, Mitch* | | ERFA | RFA | UFA | | | | |
| | Martin, Zack | | | | | UFA | | | |
| | McGovern, Connor | | | UFA | | | | | |
| | Nsekhe, Ty | | UFA | | | | | | |
| | Smith, Tyron | | | | UFA | | | | |
| | Steele, Terence | | | RFA | UFA | | | | |
| | Williams, Connor | | UFA | | | | | | |

| DEFENSE | | 2021 | 2022 | 2023 | 2024 | 2025 | 2026 | 2027 | 2028 |
|---------|-----------------------|------|------|------|------|--------|------|------|------|
| DL | Armstrong, Dorance | | UFA | | | | | | |
| | Basham, Tarell | | | UFA | | | | | |
| | Bohanna, Quinton | | | | | UFA | | | |
| | Gallimore, Neville | | | | UFA | | | | |
| | Golston, Chauncey | | | | | UFA | | | |
| | Gregory, Randy | | UFA | | | | | | |
| | Hamilton, Justin | | UFA | | | | | | |
| | Hill, Trysten | | | UFA | | | | | |
| | Kamara, Azur | | | RFA | UFA | | | | |
| | Lawrence, DeMarcus | | | | UFA | | | | |
| | Odighizuwa, Osa | | | | | UFA | | | |
| | Urban, Brent* | | UFA | | | | | | |
| | Watkins, Carlons | | UFA | | | | | | |
| | Bernard, Francis^ | | ERFA | RFA | UFA | | | | |
| | Cox, Jabril* | | | | | UFA | | | |
| LB | Gifford, Luke | | RFA | UFA | | | | | |
| | Neal, Keanu^ | | UFA | | | | | | |
| | Parsons, Micah | | | | | OPTION | UFA | | |
| | Vander Esch, Leighton | | UFA | | | | | | |
| | Brown, Anthony | | | UFA | | | | | |
| DB | Canady, Maurice | | UFA | | | | | | |
| | Diggs, Trevon | | | | UFA | | | | |
| | Goodwin, C.J. | | | UFA | | | | | |
| | Hooker, Malik | | UFA | | | | | | |
| | Joseph, Kelvin | | | | | UFA | | | |
| | Kazee, Damonlae | | UFA | | | | | | |
| | Kearse, Jayron | | UFA | | | | | | |
| | Lewis, Jourdan | | | | UFA | | | | |
| | Mukuamu, Israel | | | | | UFA | | | |
| | Robinson, Reggie* | | | | UFA | | | | |
| | Wilson, Donovan | | | UFA | | | | | |
| | Wright, Nahshon | | | | | UFA | | | |

| SPECIAL TEAMS | | 2021 | 2022 | 2023 | 2024 | 2025 | 2026 | 2027 | 2028 |
|---------------|----------------|------|------|------|------|------|------|------|------|
| ST | Anger, Bryan | | UFA | | | | | | |
| | McQuaide, Jake | | UFA | | | | | | |
| | Zuerlein, Greg | | | UFA | | | | | |

| | |
|--|---|
| | Player is under contract for season |
| | Player will be an exclusive rights free agent |
| | Player will be an unrestricted free agent |
| | Player will be a restricted free agent |
| | Player has a club option available |

*-Reserve/Injured ^-Reserve/COVID-19 #-Reserve/PUP or NFI &-Reserve/Suspended !-Reserve/Injured-DTR

WHEN BUILT AND WHEN THEY GOT TO THE COWBOYS

1st Round (9)

[9] Tyron Smith (2011)
[16] Zack Martin (2014)
[4] Amari Cooper (2015-OAK)
[4] Ezekiel Elliott (2016)
[17] Keanu Neal (2016-ATL)#
[15] Malik Hooker (2017-IND)
[19] Leighton Vander Esch (2018)
[17] CeeDee Lamb (2020)
[12] Micah Parsons (2021)

2nd Round (6)

[34] DeMarcus Lawrence (2014)
[60] Randy Gregory (2015)
[50] Connor Williams (2018)
[58] Trysten Hill (2019)
[51] Trevon Diggs (2020)
[44] Kelvin Joseph (2021)

3rd Round (10)

[70] Bryan Anger (2012-JAX)
[80] Tarell Basham (2017-IND)
[92] Jourdan Lewis (2017)
[81] Michael Gallup (2018)*
[90] Connor McGovern (2019)
[100] Will Grier (2019-CAR)
[82] Neville Gallimore (2020)
[75] Osa Odighizuwa (2021)
[84] Chauncey Golston (2021)
[99] Nahshon Wright (2021)

4th Round (10)

[134] Brent Urban (2014-BAL)*
[135] Dak Prescott (2016)
[142] Carlos Watkins (2017-HOU)
[116] Dorance Armstrong (2018)
[137] Dalton Schultz (2018)
[128] Tony Pollard (2019)
[123] Reggie Robinson (2020)*
[146] Tyler Biadasz (2020)
[115] Jabril Cox (2021)*
[138] Josh Ball (2021)#

5th Round (3)

[149] Damontae Kazee (2017-ATL)
[154] Jeremy Sprinkle (2017-WAS)
[179] Simi Fehoko (2021)

6th Round (7)

[171] Greg Zuerlein (2012-STL)
[189] Anthony Brown (2016)
[209] Maurice Canady (2016-BAL)
[208] Cedrick Wilson (2018)
[213] Donovan Wilson (2019)
[192] Quinton Bohanna (2021)
[227] Israel Mukuamu (2021)

7th Round (3)

[244] Jayron Kears (2016-MIN)
[239] Noah Brown (2017)
[238] Matt Farniok (2021)

Undrafted (16)

Jake McQuaide (2011-STL)
Ty Nsekhe (2012-IND)
C.J. Goodwin (2014-PIT)
La'el Collins (2015)
Corey Clement (2017-PHI)
Blake Jarwin (2017)`
Cooper Rush (2017)
Luke Gifford (2019)
Mitch Hyatt (2019)*
Francis Bernard (2020)#
Rico Dowdle (2020)*
Sean McKeon (2020)
Hunter Niswander (2020)#
Sewo Olonilua (2020)*
Terence Steele (2020)
T.J. Vasher (2021)`

Key: # Reserve/COVID-19, * Reserve/Injured, ` Reserve/Designated for Return

WHEN THEY GOT TO THE COWBOYS

2011 (1)

Tyron Smith, Round 1

2014 (2)

Zack Martin, Round 1
DeMarcus Lawrence, Round 2

2015 (2)

Randy Gregory, Round 2
La'el Collins, UDFA

2016 (4)

Ezekiel Elliott, Round 1
Keanu Neal, Round 1#
Dak Prescott, Round 4
Anthony Brown, Round 6

2017 (3)

Jourdan Lewis, Round 3
Noah Brown, Round 7
Blake Jarwin, FA`

2018 (8)

Leighton Vander Esch, Round 1
Connor Williams, Round 2
Michael Gallup, Round 3*
Dorance Armstrong, Round 4
Dalton Schultz, Round 4
Cedrick Wilson, Round 6
Amari Cooper, Trades (OAK)
C.J. Goodwin, Practice Squad (CIN)

2019 (6)

Trysten Hill, Round 2
Connor McGovern, Round 3
Tony Pollard, Round 4
Donovan Wilson, Round 6
Luke Gifford, FA
Mitch Hyatt, UDFA*

2020 (14)

CeeDee Lamb, Round 1
Trevon Diggs, Round 2
Neville Gallimore, Round 3
Tyler Biadasz, Round 4
Reggie Robinson, Round 4*
Francis Bernard, UDFA#
Maurice Canady, FA (HOU)
Rico Dowdle, UDFA*
Sean McKeon, UDFA
Hunter Niswander, FA#
Sewo Olonilua, UDFA*
Cooper Rush, FA
Terence Steele, UDFA
Greg Zuerlein, FA (STL)

2021 (24)

Micah Parsons, Round 1
Kelvin Joseph, Round 2
Chauncey Golston, Round 3
Osa Odighizuwa, Round 3
Nahshon Wright, Round 3
Josh Ball, Round 4#
Jabril Cox, Round 4*
Simi Fehoko, Round 5
Quinton Bohanna, Round 6
Israel Mukuamu, Round 6
Matt Farniok, Round 7
Bryan Anger, FA
Tarell Basham, UFA (NYJ)
Corey Clement, FA
Will Grier, Waivers (CAR)
Malik Hooker, FA
Damontae Kazee, UFA (ATL)
Jayron Kears, FA
Jake McQuaide, UFA (STL)
Ty Nsekhe, UFA (BUF)
Jeremy Sprinkle, UFA (WAS)
Brent Urban, UFA (CHI)*
T.J. Vasher, UDFA`
Carlos Watkins, UFA (HOU)

2021 TRANSACTIONS BY DATE

Jan. 4.....Signed **Isaac Alarcon, Kemon Hall, Ladarius Hamilton, Marcus Henry, Cole Hikutini, Jon'Vea Johnson, Chris Lacy, Walter palmore, Aaron Parker, Adam Redmond, Cooper Rush, Eric Smith, Saivion Smith** and **Williams Sweet** as Reserve/Futures.

Jan. 8.....Fired **Mike Nolan** and **Jim Tomsula**.

Jan. 12.....Named **Dan Quinn** defensive coordinator.

Jan. 21.....Named **Aden Durde** defensive line coach, **Harold Nash Jr.** strength and conditioning coordinator and **Joe Whitt Jr.** secondary/defensive pass game coordinator,

Feb. 11.....Named **Cedric Smith** assistant strength and conditioning.

March 9.....Signed **Ron'Dell Carter**.

March 10.....Signed **Dak Prescott**. Released **Jamize Olawale**.

March 17.....Released **Chris Jones**.

March 18.....Signed **Noah Brown** and **Jourdan Lewis**.

March 19.....Signed **C.J. Goodwin** and **Malik Turner**. Waived **Marcus Henry, Cole Hikutini, Jon'Vea Johnson** and **Chris Lacy**.

March 22.....Signed **Tarell Basham, Jake McQuaide, Ty Nsekhe, Brent Urban** and **Carlos Watkins**.

March 30.....Signed **Jayron Kears**.

April 7.....Signed **Bryan Anger** and **Jeremy Sprinkle**.

April 14.....Signed **Keanu Neal**.

April 29.....Drafted **Micah Parsons**.

April 30.....Drafted **Chauncey Golston, Kelvin Joseph, Osa Odighizuwa** and **Nahshon Wright**.

May 1.....Drafted **Jabril Cox, Josh Ball, Simi Fehoko, Quinton Bohanna, Israel Mukuamu** and **Matt Farniok**.

May 5.....Released **Adam Redmond** and **Antwaun Woods**. Waived **Kemon Hall, Ladarius Hamilton, Walter Palmore** and **Saivion Smith**.

May 14.....Signed **Tyler Coyle, Brennan Eagles, Nick Eubanks, Austin Faoliu, JaQuan Hardy, Anthony Hines, Braylon Jones, Brenden Knox, Artayvious Lynn, Osirus Mitchell, Nick Ralston, Brandon Smith** and **T.J. Vasher**.

May 18.....Waived **William Sweet**.

May 24.....Signed **Johnnie Dixon**.

June 11.....Waived/Injured **Stephen Guidry**. Signed **Reggie Davis**.

July 17.....Released **Rashard Robinson**.

July 22.....Placed **Amari Cooper, Chauncey Golston, Trysten Hill, Mitch Hyatt, DeMarcus Lawrence** and **Greg Zuerlein** on Active/PUP. Placed **T.J. Vasher** on Active/NFI.

July 25.....Signed **Kyron Brown**.

July 27.....Placed **Mitch Hyatt** on Reserve/Injured. Signed **Malik Hooker**.

Aug. 3.....**DeMarcus Lawrence** passed physical.

Aug. 10.....**Amari Cooper** passed physical.

Aug. 17.....Placed **Sewo Olonilua** and **Reggie Robinson** on Reserve/Injured. Waived/Injured **Anthony Hines**. Waived **Kyron Brown** and **Brennan Eagles**.

Aug. 19.....Waived **Hunter Niswander**. Signed **Lirim Hajrullahu**.

Aug. 23.....Placed **CeeDee Lamb, Israel Mukuamu, Malik Turner** and **Carlos Watkins** on Reserve/COVID-19.

Aug. 24.....Waived **Lirim Hajrullahu**.

Aug. 25.....Activated **Israel Mukuamu**. **Greg Zuerlein** passed physical. Placed **Rico Dowdle** on Reserve/Injured. Placed **Damontae Kazee** and **Connor Williams** on Reserve/COVID-19.

Aug. 27.....Activated **Malik Hooker**.

Aug. 31.....Released **Deante Burton, Garrett Gilbert, Justin Hamilton, Jake McQuaide, Eric Smith, Jeremy Sprinkle** and **Darian Thompson**. Waived **Isaac Alarcon, Ron'Dell Carter, Tyler Coyle, Reggie Davis, Ben DiNucci, Johnnie Dixon, Nick Eubanks, Austin Faoliu, Jaquan Hardy, Braylon Jones, Brenden Knox, Artayvious Lynn, Osirus Mitchell, Aaron Parker, Steven Parker, Nick Ralston** and **Brandon Smith**. Placed **Noah Brown** on Reserve/COVID-19. **Trysten Hill** reverted to Reserve/PUP. **T.J. Vasher** reverted to Reserve/NFI. **Chauncey Golston** passed physical.

Sept. 1.....Released **Bryan Anger**. Signed **Isaac Alarcon, Kyron Brown, Tyler Coyle, Ben DiNucci, Austin Faoliu, Justin Hamilton, JaQuan Hardy, Braylon Jones, Osirus Mitchell, Nick Ralston, Brandon Smith, Breeland Speaks** and **Darian Thompson** to the practice squad.

Sept. 2.....Placed **Josh Ball, Francis Bernard, Neville Gallimore, Kelvin Joseph, Sean McKeon** and **Malik Turner** on Reserve/Injured. Signed **Corey Clement** and **Jake McQuaide**. Activated **Damontae Kazee, CeeDee Lamb** and **Carlos Watkins**. Signed **Ian Bunting** to the practice squad.

Sept. 5.....Signed **Bryan Anger**. Activated **Connor Williams** from Reserve/COVID-19. Placed **Brandon Knight** and **Zack Martin** on Reserve/COVID-19.

Sept. 6.....Signed **Aviante Collins** to the practice squad.

Sept. 8.....Activated **Noah Brown** from Reserve/COVID-19.

Sept. 9.....Elevated **Jeremy Sprinkle** and **Darian Thompson** from the practice squad.

Sept. 10.....**La'el Collins** placed on Reserve/Suspended.

Sept. 13.....Activated **Brandon Knight** and **Zack Martin** from Reserve/COVID-19. Placed **Michael Gallup** on Reserve/Injured. Placed **Randy Gregory** on Reserve/COVID-19. Placed **Deante Burton** and **Darian Thompson** on Practice Squad/Injured.

Sept. 14.....Signed **Robert Foster** and **Lirim Hajrullahu** to the practice squad.

Sept. 16.....Placed **DeMarcus Lawrence** on Reserve/Injured.

Sept. 17.....Placed **Osirus Mitchell** on Practice Squad/Injured.

Sept. 18.....Activated **Jeremy Sprinkle** as a COVID-19 Replacement.

Sept. 21.....Released **Lirim Hajrullahu** from the practice squad. Signed **Damion Ratley** to the practice squad.

Sept. 22.....Placed **Keanu Neal** on Reserve/COVID-19. Signed **Holton Hill** to the practice squad.

Sept. 23.....Activated **Randy Gregory**.

Sept. 24.....Placed **Bradlee Anae** on Reserve/COVID-19.

Sept. 27.....Activated **Justin Hamilton** and **Jeremy Sprinkle** as COVID-19 replacements and elevated **Nick Ralston** from the practice squad.

Sept. 30.....**Malik Turner** designated for return.

Oct. 2.....Activated **Malik Turner**. Elevated **Austin Faoliu** and **Justin Hamilton** from the practice squad.

Oct. 5.....Released **Holton Hill** from the practice squad. Signed **Isaiah Johnson** to the practice squad.

Oct. 6.....Released **Jaylon Smith**. Activated **Keanu Neal** and **Bradlee Anae** from Reserve/COVID.

Oct. 9.....Elevated **Nick Ralston** and **Jeremy Sprinkle** from the practice squad.

Oct. 13.....**Kelvin Joseph** and **Sean McKeon** designated for return.

Oct. 16.....Waived **Brandon Knight**. Signed **Nick Ralston** and **Jeremy Sprinkle** to the active roster from the practice squad.

Oct. 19.....Waived **Nick Ralston** and released **Isaiah Johnson** from the practice squad.

2021 TRANSACTIONS BY DATE, cont.

Oct. 21 Signed **Nick Ralston** to the practice squad.

Oct. 25 **Francis Bernard** and **Michael Gallup** designated for return. **Trysten Hill** returned to practice **Deante Burton** restored to practice squad.

Oct. 26 Placed **Maurice Canady** and **Brent Urban** on Reserve/Injured.

Oct. 30 Activated **Kelvin Joseph** from Reserve/Injured-Designated for Return. Elevated Justin Hamilton from the practice squad.

Nov. 2 Waived **Bradlee Anae**. Placed **Jabril Cox** on Reserve/Injured.

Nov. 3 Activated **Sean McKeon** from Reserve/Injured-Designated for Return.

Nov. 4 Signed **Bradlee Anae** to the practice squad.

Nov. 6 Placed **Blake Jarwin** on Reserve/Injured. Activated **Francis Bernard** from Reserve/Injured-Designated for Return. Signed **Justin Hamilton** from the practice squad.

Nov. 9 Placed **Greg Zuerlein** on Reserve/COVID-19.

Nov. 10 Signed **Lirim Hajrullahu** to the practice squad.

Nov. 11 Placed **Randy Gregory** on Reserve/Injured.

Nov. 13 Activated **Michael Gallup** and **Trysten Hill**. Elevated **Lirim Hajrullahu** as a COVID-19 Replacement.

Nov. 16 Released **Damion Ratley**. **Osirus Mitchell** restored to practice squad.

Nov. 18 Activated **Greg Zuerlein** from Reserve/COVID.

Nov. 19 Placed **Amari Cooper** on Reserve/COVID.

Nov. 20 Elevated **Kyron Brown** as a standard elevation. Elevated **Deante Burton** as a COVID-19 Replacement.

Nov. 22 Placed **T.J. Vasher** on Reserve/COVID-19 and **Robert Foster** on Practice Squad/COVID-19.

Nov. 23 Released **Lirim Hajrullahu** from the practice squad.

Nov. 24 **DeMarcus Lawrence** designated for return. Placed **Donovan Wilson** on Reserve/Injured.

Nov. 26 Placed **Blake Jarwin** on Reserve/COVID-19

Nov. 28 Placed **Terence Steele** on Reserve/COVID-19

Nov. 29 **Neville Gallimore** designated for return. **Darian Thompson** restored to practice squad.

Nov. 30 Placed **Nahshon Wright** on Reserve/COVID-19

Dec. 1 Activated **Amari Cooper**.

Dec. 2 Activated **DeMarcus Lawrence**. Elevated **Tyler Coyle** as a COVID-19 Replacement.

Dec. 6 Released **Breeland Speaks** from the practice squad.

Dec. 7 Activated **Terence Steele**. **Robert Foster** restored to the practice squad, **Blake Jarwin** restored to Reserve/Injured and **T.J. Vasher** restore to Reserve/NFI.

Dec. 8 **Randy Gregory** designated for return. Signed **Ito Smith** to the practice squad.

Dec. 9 Placed **Noah Brown** on Reserve/Injured.

Dec. 11 Activated **Neville Gallimore** and **Randy Gregory**. Waived **Justin Hamilton**. Elevated **Darian Thompson** as a COVID-19 replacement and **Ian Bunting** and **JaQuan Hardy** as standard elevations.

Dec. 13 Activate **Nahshon Wright** and placed **Cedrick Wilson** on Reserve/COVID-19.

Dec. 15 Released **Deante Burton** from the practice squad. Signed **Justin Hamilton** to the practice squad.

Dec. 17 Activated **Cedrick Wilson**.

Dec. 18 Placed **Trysten Hill** and **Osa Odighizuwa** on Reserve/COVID-19. Elevated **Justin Hamilton** and **Darian Thompson** as COVID-19 replacements and **JaQuan Hardy** as a standard elevation.

Dec. 20 Waived **Azur Kamara** and released **Osirus Mitchell** from the practice squad.

Dec. 22 **Josh Ball** designated for return and **T.J. Vasher** returned to practice.

Dec. 23 Activated **Osa Odighizuwa**. Placed **Malik Hooker** on Reserve/COVID-19 and **JaQuan Hardy** on Practice Squad/COVID-19

Dec. 24 Placed **Simi Fehoko** and **Jourdan Lewis** on Reserve/COVID-19.

Dec. 25 Placed **Maurice Canady** on Reserve/Designate for return. Activated **Maurice Canady** and **Donovan Wilson**. Elevated **Kyron Brown** and **Deante Thompson** as COVID-19 Replacements.

Dec. 26 Placed **Isaac Alarcon** on Practice Squad/COVID-19.

Dec. 27 Placed **Francis Bernard** on Reserve/COVID-19. Placed **Aviante Collins** and **Brandon Smith** on Practice Squad/COVID-19.

Dec. 28 Placed **Hunter Niswander** on Reserve/COVID-19. **Justin Hamilton** signed with Denver.

Dec. 29 Activated **Trysten Hill** and **Malike Hooker**. **Noah Brown** designated for return. Restored **JaQuan Hardy** and **Brandon Smith** to the practice squad. Signed **Devante Bond** to the practice squad.

Dec. 30 Activated **Jourdan Lewis** from Reserve/COVID-19. Placed **Kyron Brown** and **Tyler Coyle** on Practice Squad/COVID-19.

Dec. 31 Placed **Quinton Bohanna** and **Keanu Neal** on Reserve/COVID-19.

Jan. 1 Activated **Noah Brown** from Reserve/Designated for Return and **Simi Fehoko** from Reserve/COVID-19. Elevated **Darian Thompson** as a COVID-19 Replacement. Restored **Aviante Collins** to the practice squad.

Jan. 4 Placed **Blake Jarwin** on Reserve/Designated for Return. Placed **Michael Gallup** on Reserve/Injured and **Josh Ball** on Reserve/COVID-19. Activated **Quinton Bohanna** from Reserve/COVID-19. Restored **Isaac Alarcon** and **Tyler Coyle** to the practice squad. Signed **Josiah Bronson** to the practice squad.

2021 TRANSACTIONS BY PLAYER

ALARCON, Isaac - T

1/4..... Signed as Reserve/Future
8/31..... Waived
9/1..... Signed to practice squad
12/26..... Placed on Practice Squad/COVID-19
1/4/22..... Restored to practice squad

ANAE, Bradlee - DE

9/24..... Placed on Reserve/COVID-19
10/6..... Activated
11/2..... Waived
11/4..... Signed to practice squad

ANGER, Bryan - P

4/7..... Signed
9/1..... Released
9/5..... Signed

BALL, Josh - T

5/1..... Drafted
9/2..... Placed on Reserve/Injured
12/22..... Designated for return
1/4/22..... Placed on Reserve/COVID-19

BASHAM, Tarell - LB

3/22..... Signed

BERNARD, Francis-LB

9/2..... Placed on Reserve/Injured
10/25..... Designated for Return
11/6..... Activated
12/27..... Placed on Reserve/COVID-19

BOHANNA, Quinton - DT

5/1..... Drafted
12/31..... Placed on Reserve/COVID-19
1/4/22..... Activated

BOND, Devante-LB

12/29..... Signed to practice squad

BRONSON, Josiah - DT

1/4/22..... Signed to practice squad

BROWN, Kyron - CB

7/25..... Signed
8/17..... Waived
9/1..... Signed to practice squad
11/20..... Elevated as a standard elevation
12/25..... Elevated as a COVID-19 replacement
12/30..... Placed on Practice Squad/COVID-19

BROWN, Noah - WR

3/18..... Re-signed
8/31..... Placed on Reserve/COVID-19
9/5..... Activated
12/9..... Placed on Reserve/Injured
12/29..... Designated for return
1/1/22..... Activated

BUNTING, Ian - TE

9/2..... Signed to practice squad
12/11..... Standard Elevation

BURTON, Deante - CB

8/31..... Released
9/1..... Signed to practice squad
9/13..... Placed on Practice Squad/Injured
10/25..... Restored to practice squad
11/20..... Elevated as a COVID-19 replacement
12/15..... Released

CANADY, Maurice - CB

10/26..... Placed on Reserve/Injured
12/25..... Designated for Return
12/25..... Activated

CARTER, Ron'Dell - DE

3/9..... Re-Signed
8/31..... Waived

CLEMENT, Corey - RB

9/2..... Signed

COLLINS, Aviante - T

9/6..... Signed to practice squad
12/27..... Placed on Practice Squad/COVID-19
1/1/22..... Restored to practice squad

COLLINS, La'el - T

9/10..... Placed on Reserve/Suspended

COOPER, Amari - WR

7/22..... Placed on Active/PUP
8/10..... Passed physical
11/19..... Placed on Reserve/COVID-19
12/2..... Activated

COX, Jabril - LB

5/1..... Drafted
11/2..... Placed on Reserve/Injured

COYLE, Tyler - S

5/14..... Signed
8/31..... Waived
9/1..... Signed to practice squad
12/2..... Elevated as a COVID-19 replacement
12/30..... Placed on Practice Squad/COVID-19
1/4/22..... Restored to practice squad

DAVIS, Reggie - WR

6/11..... Signed
8/31..... Waived

DiNUCCI, Ben - QB

8/31..... Waived
9/1..... Signed to practice squad

DIXON, Johnnie - WR

5/24..... Signed
8/31..... Waived

DOWDLE, Rico - RB

8/28..... Placed on Reserve/Injured

DURDE, Aden

1/21..... Named defensive line coach

EAGLES, Brennan - WR

5/14..... Signed
8/17..... Waived

EUBANKS, Nick - TE

5/14..... Signed
8/31..... Waived

FARNIOK, Matt - G

5/1..... Drafted

FAOLI, Austin - DT

5/14..... Signed
8/31..... Waived
9/1..... Signed to practice squad
10/2..... Standard Elevation

FEHOKO, Simi - WR

5/1..... Drafted
12/24..... Placed on Reserve/COVID-19
1/1/22..... Activated

FOSTER, Robert - WR

9/14..... Signed to practice squad
11/22..... Placed on Practice Squad/COVID-19
12/7..... Restored to practice squad

GALLIMORE, Neville - DT

9/2..... Placed on Reserve/Injured
11/29..... Designated for return
12/11..... Activated

GALLUP, Michael - WR

9/13..... Placed on Reserve/Injured
10/25..... Designated for Return
11/13..... Activated
1/4/22..... Placed on Reserve/Injured

GILBERT, Garrett - QB

8/31..... Released

GOLSTON, Chauncey - DE

4/30..... Drafted in the third round
7/22..... Placed on Active/PUP
8/31..... Passed physical

GOODWIN, C.J. - CB

3/19..... Re-signed

GREGORY, Randy - DE

9/13..... Placed on Reserve/COVID-19
9/23..... Activated
11/11..... Placed on Reserve/Injured
12/8..... Designated for Return
12/11..... Activated

GUIDRY, Stephen - WR

6/11..... Waived/Injured

HAJRULLAHU, Lirim - K

8/19..... Signed
8/24..... Waived
9/14..... Signed to practice squad
9/21..... Released
11/10..... Signed to practice squad
11/13..... Elevated as a COVID-19 replacement
11/23..... Released

HALL, Kemon - CB

1/4..... Signed as Reserve/Future
5/5..... Waived

HAMILTON, Justin - DT

8/31..... Released
9/1..... Signed to practice squad
9/27..... Elevated as a COVID-19 replacement
10/2..... Standard Elevation
10/30..... Standard Elevation
11/6..... Signed to active roster
12/11..... Waived
12/15..... Signed to practice squad
12/18..... Elevated as a COVID-19 replacement
12/28..... Signed with Denver

HAMILTON, Ladarius - LB

1/4..... Signed as Reserve/Future
5/5..... Waived

HARDY, JaQuan - RB

5/14..... Signed
8/31..... Waived
9/1..... Signed to practice squad
12/11..... Standard Elevation
12/18..... Standard Elevation
12/23..... Placed on Practice Squad/COVID-19
12/29..... Restored to practice squad

HENRY, Marcus - C

1/4..... Signed as Reserve/Future
3/19..... Waived

HIKUTINI, Cole - TE

1/4..... Signed as Reserve/Future
3/19..... Waived

HILL, Holton - DB

9/22..... Signed to practice squad
10/5..... Released

HILL, Trysten - DT

7/22..... Placed on Active/PUP
8/31..... Reserve/PUP
10/25..... Returned to Practice
11/13..... Activated
12/18..... Placed on Reserve/COVID-19
12/29..... Activated

HINES, Anthony - LB

5/14..... Signed
8/17..... Waived/Injured

HOOKE, Malik - S

7/27..... Signed
12/23..... Placed on Reserve/COVID-19
12/29..... Activated

HYATT, Mitch - T

7/22..... Placed on Active/PUP
7/27..... Placed on Reserve/Injured

JARWIN, Blake - TE

11/6..... Placed on Reserve/Injured
11/26..... Placed on Reserve/COVID-19
12/7..... Restored to Reserve/Injured
1/4/22..... Designated for Return

JOHNSON, Isaiah - CB

10/5..... Signed to practice squad
10/19..... Released

JOHNSON, Jon'Vea - WR

1/4..... Signed as Reserve/Future
3/19..... Waived

JONES, Braylon - C

5/14..... Signed
8/31..... Waived
9/1..... Signed to practice squad

JONES, Chris - P

3/17..... Released

JOSEPH, Kelvin - CB

4/30..... Drafted in the second round
9/2..... Placed on Reserve/Injured
10/13..... Designated for Return
10/30..... Activated

KAMARA, Azur - DE

12/20..... Waived

KAZEE, Damontae - S

8/25..... Placed on Reserve/COVID-19
9/2..... Activated

KEARSE, Jayron - S

3/30..... Signed

KNIGHT, Brandon - T

9/5..... Placed on Reserve/COVID-19
9/13..... Activated
10/16..... Waived

2021 TRANSACTIONS BY PLAYER, cont.

KNOX, Brenden - RB

5/14..... Signed

8/31..... Waived

LACY, Chris - WR

1/4..... Signed as Reserve/Future

3/19..... Waived

LAMB, CeeDee - WR

8/23..... Placed on Reserve/COVID-19

9/2..... Activated

LAWRENCE, DeMarcus - DE

7/22..... Placed on Active/PUP

8/3..... Passed physical

9/16..... Placed on Reserve/Injured

11/24..... Designated for return

12/2..... Activated

LEWIS, Jourdan - CB

3/18..... Re-signed

12/24..... Placed on Reserve/COVID-19

12/30..... Activated

MARTIN, Zack - G

9/5..... Placed on Reserve/COVID-19

9/13..... Activated

LYNN, Artayvious - TE

5/14..... Signed

8/31..... Waived

McKEON, Sean - TE

9/2..... Placed on Reserve/Injured

10/13..... Designated for Return

11/3..... Activated

McQUAIDE, Jake - LS

3/22..... Signed

8/31..... Released

9/2..... Signed

MITCHELL, Osirus - WR

5/14..... Signed

8/31..... Waived

9/1..... Signed to practice squad

9/17..... Placed on Practice Squad/Injured

11/16..... Restored to practice squad

12/20..... Released

MUKUAMU, Israel - S

5/1..... Drafted

8/23..... Placed on Reserve/COVID-19

8/25..... Activated

NEAL, Keanu - S

4/14..... Signed

9/22..... Placed on Reserve/COVID-19

10/6..... Activated

12/31..... Placed on Reserve/COVID-19

NISWANDER, Hunter - P

8/19..... Waived/Injured

12/28..... Placed on Reserve/COVID-19

NOLAN, Mike - Defensive Coordinator

1/8..... Fired

NSEKHE, Ty - T

3/22..... Signed

ODIGHIZUWA, Osa - DT

4/30..... Drafted in the third round

12/18..... Placed on Reserve/COVID-19

12/23..... Activated

OLAWALE, Jamize - FB

3/10..... Released

PALMORE, Walter - DT

1/4..... Signed as Reserve/Future

5/5..... Waived

PARKER, Aaron - WR

1/4..... Signed as Reserve/Future

8/31..... Waived

PARKER, Steven - S

8/31..... Waived

PARSONS, Micah - LB

4/29..... Drafted in the first round

PRESCOTT, Dak - QB

3/10..... Re-Signed

QUINN, Dan

1/12..... Named defensive coordinator

RALSTON, Nick - FB

5/14..... Signed

8/31..... Waived

9/1..... Signed to practice squad

9/27..... Standard elevation

10/9..... Standard elevation

10/16..... Signed to the active roster

10/19..... Waived

10/21..... Signed to practice squad

RATLEY, Damion - WR

9/21..... Signed to practice squad

11/16..... Released

REDMOND, Adam - C

1/4..... Signed as Reserve/Future

5/5..... Released

ROBINSON, Rashard - CB

7/17..... Released

RUSH, Cooper - QB

1/4..... Signed as Reserve/Future

SMITH, Brandon - WR

5/14..... Signed

8/31..... Waived

9/1..... Signed to practice squad

12/23..... Placed on Practice Squad/COVID-19

12/29..... Restored to practice squad

SMITH, Cedric

2/11..... Named asst. strength and condition.

SMITH, Eric - T

1/4..... Signed as Reserve/Future

8/31..... Released

SMITH, Ito - RB

12/8..... Signed to practice squad

SMITH, Jaylon - LB

10/6..... Released

SMITH, Saivion - CB

1/4..... Signed as Reserve/Future

5/5..... Waived

SPRINKLE, Jeremy - TE

4/7..... Signed

8/31..... Released

9/9..... Standard elevation

9/18..... Elevated as a COVID-19 replacement

9/27..... Elevated as a COVID-19 replacement

10/9..... Standard elevation

10/16..... Signed to the active roster

SPEAKS, Breeland - DE

9/1..... Signed to practice squad

12/6..... Released

STEELE, Terence - T

11/28..... Placed on Reserve/COVID-19

12/7..... Activated

SWEET, William - T

1/4..... Signed as Reserve/Future

5/18..... Waived

THOMPSON, Darian - S

8/31..... Released

9/1..... Signed to practice squad

9/9..... Standard elevation

9/13..... Placed on Practice Squad/Injured

11/29..... Restored to practice squad

12/11..... Elevated as a COVID-19 replacement

12/18..... Elevated as a COVID-19 replacement

12/25..... Elevated as a COVID-19 replacement

1/1/22..... Elevated as a COVID-19 replacement

TOMSULA, Jim - DL Coach

1/8..... Fired

TURNER, Malik - WR

3/19..... Re-signed

8/23..... Placed on Reserve/COVID-19

8/27..... Activated

9/2..... Placed on Reserve/Injured

9/30..... Designated for Return

10/2..... Activated

URBAN, Brent - DT

3/22..... Signed

10/26..... Placed on Reserve/Injured

VASHER, T.J. - WR

5/14..... Signed

7/22..... Placed on Active/NFI

8/31..... Reserve/NFI

11/22..... Placed on Reserve/COVID-19

12/7..... Restored to Reserve/NFI

12/22..... Returned to practice

WATKINS, Carlos - DE

3/22..... Signed

8/23..... Placed on Reserve/COVID-19

9/2..... Activated

WHITT Jr., Joe

1/21..... Named secondary/def. pass coord.

WILLIAMS, Connor - G

8/25..... Placed on Reserve/COVID-19

9/5..... Activated

WILSON, Cedrick - WR

12/13..... Placed on Reserve/COVID-19

12/17..... Activated

WILSON, Donovan - S

11/24..... Placed on Reserve/Injured

12/15..... Designated for Return

12/25..... Activated

WOODS, Antwaun - DT

5/5..... Released

WRIGHT, Nahshon - CB

4/30..... Drafted in the third round

11/30..... Placed on Reserve/COVID-19

12/13..... Activated

ZUERLEIN, Greg - K

7/22..... Placed on Active/PUP

8/25..... Passed physical

11/8..... Placed on Reserve/COVID-19

11/18..... Activated



NON-MEDIA GUIDE BIOS



2021 NON-MEDIA GUIDE BIOS

COREY CLEMENT (CLEM-ent)

32 • Running Back

5-10 • 220 • 11/2/94
 Wisconsin • FA-21
 NFL: 5th Year • Cowboys: 1st year
 Games/Starts: 2020-15/0-Phi; Career-46/0
 Postseason: 2020-0/0; Career-3/0



PRO: The Dallas Cowboys signed fifth-year running back Corey Clement prior to Week 1 to fill an important special teams void and provide depth to the running back room after Rico Dowdle (hip) landed on Reserve/Injured. Clement, who spent his first four seasons in Philadelphia, arrives in Dallas after spending 2021 training camp with the N.Y. Giants. Clement played in 46 regular season games for the Eagles, contributing mostly on special teams. His 742 special teams snaps were near the top of the team, and he has experience returning punts and kicks in Philadelphia. Clement was an undrafted free agent in 2017 and had an outstanding performance in Philadelphia's Super Bowl LII win against New England, catching four passes for 100 yards and a touchdown. Going into 2021, Clement will serve as a much-needed role player in the Cowboys backfield.

TRANSACTION SUMMARY:

- 9/2/21:** Signed with Dallas as a free agent.
- 5/16/21:** Signed with the N.Y. Giants as a free agent and waived (8/31).
- 4/29/20:** Signed a one-year contract with Philadelphia.
- 10/11/19:** Placed on Reserve/Injured with a shoulder injury.
- 12/11/18:** Placed on Reserve/Injured with a knee injury.
- 5/11/17:** Signed with Philadelphia as a rookie free agent.

2020 (Philadelphia):

- Played in 15 games for the Eagles, mainly on special teams, earning 21 carries for 75 yards and five receptions for 25 yards on offense.
- Scored his only rushing touchdown of the season on a five-yard scamper at the N.Y. Giants (11/15).
- Finished with season-highs of five carries and 24 yards against Dallas (11/1).

2019 (Philadelphia):

- Played the season's first four games before a shoulder injury on Oct. 11 landed him on the Reserve/Injured list for the rest of the season.
- Did not tally a carry nor reception in his four appearances.

2018 (Philadelphia):

- In 11 games, finished with career-best totals of 22 receptions for 192 yards and ran for 259 yards and two touchdowns on 68 carries.
- Started to showcase his special teams ability in the NFL, leading the Eagles in total kickoff return yards (333) and return average (25.6 yards).
- Caught a career-high five passes for 55 yards and scored a 15-yard rushing touchdown at Tampa Bay (9/16).
- Posted career-high totals of 16 carries for 56 yards against Indianapolis (9/23).
- Suffered a knee injury at Dallas (12/9) and was placed on Reserve/Injured for the remainder of the season.

2017 (Philadelphia):

- As a rookie, played in 16 regular season games, and three postseason contests, in his most productive NFL season.
- Finished the season with 74 carries, 321 yards and four touchdowns to go along with 10 receptions and two receiving touchdowns.
- Showcased a career performance during the Eagles Super Bowl LII win over New England. He posted a career-high 100 receiving yards, including a 22-yard touchdown catch, to become the fourth rookie in NFL history with 100-plus receiving yards in the Super Bowl.
- Fielded the snap on one of the most memorable trick plays in Super Bowl history, the "Philly Special," when Nick Foles caught a touchdown pass from wide receiver Trey Burton in the fourth quarter of Super Bowl LII.
- His six touchdowns in the regular season tied for the fourth-most by an Eagles rookie running back.
- Tallied a career-best three touchdowns – two rushing, one receiving – in the 51-23 win against Denver (11/5).

COLLEGE:

- A four-year letterwinner who was a member of the all-time winningest senior class in Wisconsin history (team went 41-13 from 2013-16).
- In 43 career appearances, with 15 starts, ran for 3,092 yards and 36 touchdowns on 575 carries, while adding 29 catches for 279 yards and two touchdowns.
- As a senior, earned first-team All-Big Ten honors after posting career-highs in carries (314), rushing yards (1,375) and touchdowns (15) in 13 games. Finished his senior season with eight 100-yard rushing games.
- Played in just four games as a junior after suffering a mid-season injury. Logged 48 carries for 221 yards and five touchdowns in 2015, including a season-best 115 rushing yards and three touchdowns on 11 carries against Rutgers.
- In 2014 as a sophomore, carried the ball 147 times for 949 yards (6.5 avg) and nine touchdowns. Combined with Melvin Gordon to set the single-season FBS record for rushing yards by teammates (3,536).
- Played in 12 games as a freshman, rushing for 547 yards on 67 carries (8.2 avg) with seven touchdowns.

PERSONAL:

- Rated a four-star recruit out of Glassboro, N.J., High School, where he finished his career with 6,245 rushing yards, 34 rushing scores and 90 total touchdowns.
- As a two-way player his senior year, earned first-team all-state honors after rushing for 2,323 yards and 33 touchdowns while also collecting 47 tackles and 8.0 sacks.
- Set the New Jersey state single-game record with 479 rushing yards against Gloucester City.
- Graduated in 2017 with his bachelor's degree in life sciences communication from Wisconsin.

CLEMENT'S NFL TOTALS

| Year Team | GP-GS | RUSHING | | | | | RECEIVING | | | | |
|-------------------------|-------------|-----------------|------------|-------------|-----------|----------|--------------|------------|------------|-----------|-----------|
| | | No | Yds | Avg | Long | TD | No | Yds | Avg | Long | TD |
| 2017 Philadelphia | 16-0 | 74 | 321 | 4.3 | 28 | 4 | 10 | 123 | 12.3 | 28 | 2 |
| 2018 Philadelphia | 11-0 | 68 | 259 | 3.8 | 32 | 2 | 22 | 192 | 8.7 | 23 | 0 |
| 2019 Philadelphia | 4-0 | 0 | 0 | 0.0 | 0 | 0 | 0 | 0 | 0.0 | 0 | 0 |
| 2020 Philadelphia | 15-0 | 21 | 75 | 3.6 | 7 | 1 | 5 | 25 | 5.0 | 12 | 0 |
| Totals | 46-0 | 163 | 655 | 4.0 | 32 | 7 | 37 | 340 | 9.2 | 28 | 2 |
| Playoffs | | | | | | | | | | | |
| 2017 Philadelphia | 3-0 | 6 | 33 | 5.5 | 14 | 0 | 10 | 139 | 13.9 | 55 | 1 |
| Year Team | | KICKOFF RETURNS | | | | | PUNT RETURNS | | | | |
| | | No | Yds | Avg | Long | TD | No | Yds | Avg | FC | Long |
| 2017 Philadelphia | | 2 | 49 | 24.5 | 35 | 0 | 0 | 0 | 0.0 | 0 | 0 |
| 2018 Philadelphia | | 13 | 333 | 25.6 | 48 | 0 | 6 | 17 | 2.8 | 2 | 10 |
| 2019 Philadelphia | | 3 | 73 | 24.3 | 26 | 0 | 1 | 0 | 0.0 | 0 | 0 |
| 2020 Philadelphia | | 1 | 22 | 22.0 | 22 | 0 | 2 | 0 | 0.0 | 0 | 0 |
| Totals | | 19 | 477 | 25.1 | 48 | 0 | 0 | 17 | 2.4 | 2 | 10 |

ADDITIONAL STATISTICS

Special Teams Tackles – 2017 (4-2-6) 2018 (2-1-3), 2019 (1-0-1), 2020 (4-1-5). **Totals: (11-4-15).**

SINGLE-GAME HIGHS

Carries – 16 vs. Indianapolis, 9/23/18
Rushing Yards – 56 vs. Indianapolis, 9/23/18
Long Run – 32 vs. N.Y. Giants, 11/25/18
Receptions – 5 at Tampa Bay, 9/16/18
Receiving Yards – 55 at Tampa Bay, 9/16/18
Kickoff Returns – 4 at New Orleans, 11/18/18
Kickoff Return Yards – 114 at New Orleans, 11/18/18
Long Kickoff Return – 48 at New Orleans, 11/18/18

WILL GRIER**3 • Quarterback**

6-1 • 220 • 4/3/95
 West Virginia • W(Car)-21
 NFL: 3rd year • Cowboys: 1st year
 Games/Starts: 2020-0/0; Career-2/2
 Postseason: 2020-0/0; Career-0/0



PRO: The Dallas Cowboys added more competition for the backup quarterback spot when they claimed Will Grier off waivers following training camp. Grier, a former Heisman Trophy Finalist at West Virginia, comes to Dallas after spending his first two NFL seasons with the Carolina Panthers. Grier started two games in his rookie season before not seeing any action in 2020. As a former college standout who spent the 2015 season at Florida with current Cowboys Quarterbacks Coach Doug Nussmeier, Grier looks to compete for the lead backup to Prescott.

TRANSACTION SUMMARY:

9/1/21: Claimed off waivers by Dallas.

8/31/21: Waived by Carolina.

5/9/19: Drafted in the third round (100th overall) by Carolina.

2020 (Carolina):

- Did not appear in any games and was inactive for nine of the final eleven contests.

2019 (Carolina):

- Played and started in the final two games, completing 28-of-52 passes for 228 yards and four interceptions.
- Made his NFL debut at Indianapolis, completing 27-of-44 passes for 224 yards and three interceptions.

COLLEGE:

- Three-year starter at West Virginia where he was a Heisman Trophy Finalist and fourth-team All-American in 2018.
- As a senior, led the NCAA in passing yards-per-game (305.6) and ranked fifth in the nation in career pass efficiency (165.1). He also ranked second in the country in touchdown passes (37) and third in passing yards (3,864), along with a career-best 67.0% completion rate.
- Named Maxwell Award Finalist, Johnny Unitas Golden Arm Award Top 5 Finalist and Manning Award Finalist for his efforts in 2018.
- In 2017 started the first eleven games before a hand injury ended his season. Despite the injury, finished with All-Big 12 second-team honors after throwing for 3,490 yards and 34 touchdowns.
- Sat out the 2016 season due to NCAA transfer requirements.
- Played in six games as a true freshman at Florida under the watch of then Gators Offensive Coordinator Doug Nussmeier. In his six appearances during 2015, completed 65.9% of his passes for 1,204 yards, 10 touchdowns and just three interceptions.

Will Grier, cont.

PERSONAL:

- Played quarterback under his father, Chad Grier, at Davidson Day School in Davidson, N.C., Day School.
- Threw for 4,989 yards as a senior and led the nation with 77 touchdowns, along with 1,251 rushing yards and 13 scores on the ground.
- Named the 2013 Parade National Player of the Year, Maxwell Player of the Year and Tom Lemming Offensive Player of the Year.
- Named Mr. Football USA as the nation's top high school player and was a first-team All-American, according to both MaxPreps and 247 Sports.
- Named the Gatorade North Carolina Player of the Year as a junior and senior.
- Earned an invite to the 2014 U.S. Army All-American Bowl, where his 51-yard pass resulted in the longest play of the game.
- Graduated with his bachelor's degree in multidisciplinary studies from West Virginia.

GRIER'S NFL TOTALS

| Year Team | GP-GS | PASSING | | | | | | | | | | |
|---------------------|------------|-----------|-----------|-------------|------------|------------|----------|------------|----------|------------|-----------|-------------|
| | | Att | Cmp | Pct | Yds | Yds/Att | TD | TD% | Int | Int% | Long | Sacks |
| 2019 Carolina..... | 2-2 | 52 | 28 | 53.8 | 228 | 4.4 | 0 | 0.0 | 4 | 7.7 | 28 | 6/44 |
| 2020 Carolina..... | 0-0 | 0 | 0 | 0 | 0 | 0 | 0 | 0.0 | 0 | 0.0 | 0 | 0/0 |
| Totals | 2-2 | 52 | 28 | 53.8 | 228 | 4.4 | 0 | 0.0 | 4 | 7.7 | 28 | 6/44 |
| Year Team | | RUSHING | | | | | | | | | | |
| | | No | Yds | Avg | Long | TD | | | | | | |
| 2019 Carolina..... | | 7 | 22 | 3.1 | 11 | 0 | | | | | | |
| 2020 Carolina..... | | 0 | 0 | 0.0 | 0 | 0 | | | | | | |
| Totals | | 7 | 22 | 3.1 | 11 | 0 | | | | | | |

MALIK HOOKER

28 • Safety

6-1 • 214 • 4/2/96
 Ohio State • FA-21
 NFL: 5th year • Cowboys: 1st year
 Games/Starts: 2020-2/2-Ind; Career-36/35
 Postseason: 2020-0/0; Career-1/1



PRO: The Dallas Cowboys improved their secondary when they signed Malik Hooker the first week of training camp. Hooker, the former 15th overall pick from the 2017 NFL Draft, arrives in Dallas after spending the first four years of his career with the Indianapolis Colts. The fifth-year safety has displayed his ability to perform at a high level and could be the player Dallas has coveted from the safety position. His four seasons have not come without struggle, as he missed 14 games in 2020 with a torn Achilles and more than half of his rookie season with a torn ACL and MCL. Despite being sidelined two times, Hooker has 35 starts in 36 games played and has picked off seven passes, recovered a pair of fumbles, made 123 tackles and broke up 11 passes.

TRANSACTION SUMMARY:

7/27/21: Signed a one-year contract with Dallas through 2021.

9/22/20: Placed on Reserve/Injured with an Achilles injury.

10/24/17: Placed on Reserve/Injured with a knee injury.

4/27/17: Drafted in the first round (15th overall) by Indianapolis.

2020 (Indianapolis):

- Was limited to starts in just two games played before tearing his Achilles in the game against Minnesota (9/20) and missing the remainder of the season.
- Opened the year at Jacksonville with five tackles, then added two against the Vikings before the injury.

2019 (Indianapolis):

- Started 13-of-13 games played, missing three with a knee injury and finished the year with 51 tackles, one for a loss, two interceptions, three breakups and a fumble recovery.
- Had five tackles and an interception in the opener at the LA Chargers (9/8).
- Missed three games (Games 4-6) with a knee injury, but returned to log consecutive five-tackle games against Denver (10/27) and at Pittsburgh (11/3), adding his first career tackle for loss in the Steelers game.
- Recovered a fumble against Tennessee (12/1) and had a season-best 10 stops along with his second interception of the season at Tampa Bay (12/8).

2018 (Indianapolis):

- After rehabbing a knee injury suffered as a rookie, returned to start all 14 games he played, missing two with a hip injury.
- Tallied 44 tackles, two interceptions, four breakups and a fumble recovery on the year.
- Notched a career-best 12 tackles at New England (10/4), then picked off his first pass of the season the next game at the N.Y. Jets (10/14).
- After missing the game at Oakland (10/28) with a hip injury, recovered his first career fumble in the game against Jacksonville (11/11) before missing the Tennessee (11/18) game with the hip.
- Added his second interception of the year against the N.Y. Giants (12/23).

2017 (Indianapolis):

- After being selected 15th overall in the NFL Draft, started six of the seven games he played before landing on Reserve/Injured with a knee injury.
- Posted 21 tackles, four breakups and three interceptions.
- Made his NFL debut at the LA Rams (9/10) and had three tackles with one stop on special teams.
- Picked off a pass in three consecutive games - against Arizona (9/17), Cleveland (9/24) and at Seattle (10/1).
- Logged a season-high five tackles against San Francisco (10/8), then played in the next two games, suffering a knee injury against Jacksonville (10/22).

Malik Hooker, cont.

COLLEGE:

- Started 13 of the 26 games he played as a safety at Ohio State, helping lead the Buckeyes to a 2015 Fiesta Bowl win and an appearance in the 2016 College Football Playoff.
- Ended his collegiate career with 84 tackles, 5.5 for loss, a half sack, seven interceptions - three returned for touchdowns - and 11 breakups.
- Led the nation with three interceptions returned for touchdowns as a sophomore in 2016, ranked second with 181 interception return yards and third with seven interceptions. Named first-team All-America and was a Thorpe Award semifinalist, starting all 13 games, adding 74 tackles, 5.5 for loss and half a sack.
- Played in all 13 games, including the Fiesta Bowl in 2015 as a redshirt freshman.
- Redshirted as a true freshman in 2014.

PERSONAL:

- Played two seasons of football as a wide receiver and cornerback at New Castle, Pa., High School, helping his squad to the state playoffs as a senior in 2013.
- Was a Division I basketball recruit after winning consecutive league championships as a sophomore and junior.

HOOKEER'S NFL TOTALS

| | | DEFENSE | | | | | | | | INTERCEPTIONS | | | | | FUMBLES REC | | | | |
|-------------------------|-------|---------|-----|-----|---------|--------|--------|-----|----|---------------|-----|------|----|----|-------------|-----|-----|----|----|
| Year Team | GP-GS | ST | AT | TT | Sks-Yds | Tkl/Ls | QB Prs | PBU | FF | No | Yds | Avg | Lg | TD | No | Yds | Avg | Lg | TD |
| 2017 Indianapolis | 7-6 | 15 | 6- | 21 | 0.0(0) | 0(0) | 0 | 4 | 0 | 3 | 73 | 24.3 | 32 | 0 | 0 | 0 | 0.0 | 0 | 0 |
| 2018 Indianapolis | 14-14 | 30 | 14- | 44 | 0.0(0) | 0(0) | 0 | 4 | 0 | 2 | 34 | 17.0 | 27 | 0 | 1 | 0 | 0.0 | 0 | 0 |
| 2019 Indianapolis | 13-13 | 30 | 21- | 51 | 0.0(0) | 1(-3) | 0 | 3 | 0 | 2 | 39 | 19.5 | 26 | 0 | 1 | 3 | 3.0 | 3 | 0 |
| 2020 Indianapolis | 2-2 | 5 | 2- | 7 | 0.0(0) | 0(0) | 0 | 0 | 0 | 0 | 0 | 0.0 | 0 | 0 | 0 | 0 | 0.0 | 0 | 0 |
| Totals | 36-35 | 80 | 43- | 123 | 0.0(0) | 1(-3) | 0 | 11 | 0 | 7 | 146 | 20.9 | 32 | 0 | 2 | 3 | 1.5 | 3 | 0 |
| Playoffs | | | | | | | | | | | | | | | | | | | |
| 2018 Indianapolis | 1-1 | 1 | 1- | 2 | 0.0(0) | 0(0) | 0 | 0 | 0 | 0 | 0 | 0.0 | 0 | 0 | 0 | 0 | 0.0 | 0 | 0 |

ADDITIONAL STATISTICS
Special Teams Tackles – 2017 (1-0-1).

SINGLE-GAME HIGHS
Total Tackles – 12 at New England, 10/4/18

HOOKEER'S CAREER GAME-BY-GAME DEFENSE

2017 (Indianapolis)

| Game | ST | AT | TT | Tkl/Ls | PBU | INTs | | | |
|---------------|-----------|-----------|-----------|----------------------|----------|-------------|-----------|----------|--|
| | | | | | | No/Yds | Lg | TD | |
| L-@ LAR 9/10 | 2 | 1- | 3 | | | | | | |
| L-Ari 9/17 | 1 | 1- | 2 | | 1 | 1/32 | 32 | 0 | |
| W-Cle 9/24 | 2 | 1- | 3 | | 1 | 1/12 | 12 | 0 | |
| L-@ Sea 10/1 | 1 | 2- | 3 | | 1 | 1/29 | 29 | 0 | |
| W-SF 10/8 | 4 | 1- | 5 | | | | | | |
| L-@ Ten 10/16 | 3 | 0- | 3 | | 1 | | | | |
| L-Jac 10/22 | 2 | 0- | 2 | | | | | | |
| L-@ Cin 10/29 | | | | RESERVE/INJURED-Knee | | | | | |
| W-@ Hou 11/5 | | | | RESERVE/INJURED-Knee | | | | | |
| L-Pit 11/12 | | | | RESERVE/INJURED-Knee | | | | | |
| L-Ten 11/26 | | | | RESERVE/INJURED-Knee | | | | | |
| L-@ Jac 12/3 | | | | RESERVE/INJURED-Knee | | | | | |
| L-@ Buf 12/10 | | | | RESERVE/INJURED-Knee | | | | | |
| L-Den 12/14 | | | | RESERVE/INJURED-Knee | | | | | |
| L-@ Bal 12/23 | | | | RESERVE/INJURED-Knee | | | | | |
| W-Hou 12/31 | | | | RESERVE/INJURED-Knee | | | | | |
| Totals | 15 | 6- | 21 | | 4 | 3/73 | 32 | 0 | |

2018 (Indianapolis)

| Game | ST | AT | TT | Tkl/Ls | PBU | INTs | | | |
|---------------|-----------|------------|-----------|----------------------|----------|-------------|-----------|----------|--|
| | | | | | | No/Yds | Lg | TD | |
| L-Cin 9/9 | 4 | 0- | 4 | | | | | | |
| W-@ Was 9/16 | 1 | 0- | 1 | | | | | | |
| L-@ Phi 9/23 | 6 | 0- | 6 | | 1 | | | | |
| L-Hou 9/30 | 2 | 0- | 2 | | | | | | |
| L-@ NE 10/4 | 4 | 8- | 12 | | | | | | |
| L-@ NYJ 10/14 | 1 | 0- | 1 | | 1 | 1/27 | 27 | 0 | |
| W-Buf 10/21 | 0 | 1- | 1 | | | | | | |
| W-@ Oak 10/28 | | | | INACTIVE/INJURED-Hip | | | | | |
| W-Jac 11/11 | 4 | 0- | 4 | | | | | | |
| W-Ten 11/18 | | | | INACTIVE/INJURED-Hip | | | | | |
| W-Mia 11/25 | 1 | 1- | 2 | | | | | | |
| L-@ Jac 12/2 | | | | | | | | | |
| W-@ Hou 12/9 | 1 | 0- | 1 | | | | | | |
| W-Dal 12/16 | 0 | 1- | 1 | | | | | | |
| W-NYG 12/23 | 4 | 2- | 6 | | 1 | 1/7 | 7 | 0 | |
| W-@ Ten 12/30 | 2 | 1- | 3 | | 1 | | | | |
| Totals | 30 | 14- | 44 | | 4 | 2/34 | 27 | 0 | |

Playoffs

| | | | | | | | | | |
|-----------------|----------|-----------|----------|----------------------|--|--|--|--|--|
| W- @ Hou 1/5/19 | 1 | 1- | 2 | | | | | | |
| L- @ KC 1/12/19 | | | | INACTIVE/INJURED-Hip | | | | | |
| Totals | 1 | 1- | 2 | | | | | | |

2019 (Indianapolis)

| Game | ST | AT | TT | Tkl/Ls | PBU | INTs | | | |
|---------------|-----------|------------|-----------|-----------------------|----------|-------------|-----------|----------|--|
| | | | | | | No/Yds | Lg | TD | |
| L-@ LAC 9/8 | 4 | 1- | 5 | | 1 | 1/26 | 26 | 0 | |
| W-@ Ten 9/15 | 3 | 0- | 3 | | | | | | |
| W-Atl 9/22 | 1 | 1- | 2 | | | | | | |
| L-Oak 9/29 | | | | INACTIVE/INJURED-Knee | | | | | |
| W-@ KC 10/6 | | | | INACTIVE/INJURED-Knee | | | | | |
| W-Hou 10/20 | | | | INACTIVE/INJURED-Knee | | | | | |
| W-Den 10/27 | 3 | 2- | 5 | | | | | | |
| L-@ Pit 11/3 | 3 | 2- | 5 | 1(-3) | | | | | |
| L-Mia 11/10 | 1 | 2- | 3 | | | | | | |
| W-Jac 11/17 | 0 | 3- | 3 | | 1 | | | | |
| L-@ Hou 11/21 | 2 | 5- | 7 | | | | | | |
| L-Ten 12/1 | 1 | 3- | 4 | | | | | | |
| L-@ TB 12/8 | 9 | 1- | 10 | | 1 | 1/13 | 13 | 0 | |
| L-@ NO 12/16 | 1 | 1- | 2 | | | | | | |
| W-Car 12/22 | 2 | 0- | 2 | | | | | | |
| L-@ Jac 12/29 | | | | | | | | | |
| Totals | 30 | 21- | 51 | 1(-3) | 3 | 2/39 | 13 | 0 | |

2020 (Indianapolis)

| Game | ST | AT | TT | Tkl/Ls | PBU | INTs | | | |
|---------------|----------|-----------|----------|--------------------------|-----|--------|----|----|--|
| | | | | | | No/Yds | Lg | TD | |
| L-@ Jac 9/13 | 3 | 2- | 5 | | | | | | |
| W-Min 9/20 | 2 | 0- | 2 | | | | | | |
| W-NYJ 9/27 | | | | RESERVE/INJURED-Achilles | | | | | |
| W-@ Chi 10/4 | | | | RESERVE/INJURED-Achilles | | | | | |
| L-@ Cle 10/11 | | | | RESERVE/INJURED-Achilles | | | | | |
| W-Cin 10/18 | | | | RESERVE/INJURED-Achilles | | | | | |
| W-@ Det 11/1 | | | | RESERVE/INJURED-Achilles | | | | | |
| L-Bal 11/8 | | | | RESERVE/INJURED-Achilles | | | | | |
| W-@ Ten 11/12 | | | | RESERVE/INJURED-Achilles | | | | | |
| W-GB 11/22 | | | | RESERVE/INJURED-Achilles | | | | | |
| L-Ten 11/29 | | | | RESERVE/INJURED-Achilles | | | | | |
| W-@ Hou 12/6 | | | | RESERVE/INJURED-Achilles | | | | | |
| W-@ LV 12/13 | | | | RESERVE/INJURED-Achilles | | | | | |
| W-Hou 12/20 | | | | RESERVE/INJURED-Achilles | | | | | |
| L-@ Pit 12/27 | | | | RESERVE/INJURED-Achilles | | | | | |
| W-Jac 1/3/21 | | | | RESERVE/INJURED-Achilles | | | | | |
| Totals | 5 | 2- | 7 | | | | | | |

Playoffs

| | | | | | | | | | |
|----------------|--|--|--|--------------------------|--|--|--|--|--|
| L-@ Buf 1/9/21 | | | | RESERVE/INJURED-Achilles | | | | | |
|----------------|--|--|--|--------------------------|--|--|--|--|--|