

PHILADELPHIA EAGLES

2020 GAME NOTES



WK 08

NOV. 1

LINCOLN FINANCIAL FIELD

PRESENTED BY



TOYOTA



GAME INFORMATION



DALLAS COWBOYS (2-5)

Head Coach: Mike McCarthy (1st Year)

Division: NFC East (T-2nd)



PHILADELPHIA EAGLES (2-4-1)

Head Coach: Doug Pederson (5th Year)

Division: NFC East (1st)

- ▶ Philadelphia hosts Dallas for the first time since Week 16 of the 2019 season, when the Eagles defeated the Cowboys, 17-9.
- ▶ **Carson Wentz** is tied for the 5th-most offensive TDs (10) in the NFL since Week 4, trailing only **Tom Brady** (13), **Kyler Murray** (12), **Deshaun Watson** (11) and **Justin Herbert** (11).
- ▶ In 7 games against the Cowboys, Wentz has completed 174-of-255 attempts (68.2%) for 1,713 yards (244.7 ypg), 12 TDs, 2 INTs and a 99.4 rating (100+ rating in 3 of last 4 games vs. Dallas).
- ▶ **Travis Fulgham** ranks 2nd among NFL WRs with 357 receiving yards since Week 4 (when he was promoted from the practice squad to the Eagles active roster), behind **Robby Anderson** (362). Fulgham's 357 yards are the most by any player in their first 4 games as an Eagle since **Terrell Owens** in 2004 (364).
- ▶ **Brandon Graham** is tied for the 3rd-most sacks in the NFL (6.0), trailing only **Myles Garrett** (9.0) and **Aaron Donald** (8.0). Graham ranks 3rd with 9 TFLs, behind **T.J. Watt** (12) and **Vince Williams** (12). He is the only NFL player with 6.0+ sacks and 9+ TFLs.

BROADCAST INFORMATION

TELEVISION (NBC)

Al Michaels (play-by-play)

Cris Collinsworth (analyst) • Michele Tafoya (sideline)



EAGLES RADIO (94 WIP)

Merrill Reese (play-by-play)

Mike Quick (analyst) • Howard Eskin (sideline)



NATIONAL RADIO (Westwood One)

Tom McCarthy (play-by-play)

Ross Tucker (analyst)



EAGLES SPANISH RADIO (Mega Nation | 105.7 FM)

Rickie Ricardo (play-by-play) • Bill Kulik (analyst)

REGULAR-SEASON RANKINGS

OFFENSE

	COWBOYS		EAGLES	
Category	Stats	Rank	Stats	Rank
Total Offense	418.0	3	345.4	25
Rush Offense	101.9	24	118.6	15
Pass Offense	316.1	1	226.9	24
Points Per Game	25.1	18t	23.3	23t
3rd-Down Offense %	42.5	17	43.4	15
4th-Down Offense %	53.9	22	36.4	26
Red Zone Offense %	60.9	20t	60.9	20t

DEFENSE

	COWBOYS		EAGLES	
Category	Stats	Rank	Stats	Rank
Total Defense	408.1	27	350.9	12
Rush Defense	178.3	32	130.4	24
Pass Defense	229.9	12	220.4	7
Points Per Game	34.7	32	28.0	22
3rd-Down Defense %	50.5	27	42.1	19
4th-Down Defense %	83.3	28	50.0	12t
Red Zone Defense %	64.3	16	75.0	29

TEAM

	COWBOYS		EAGLES	
Category	Stats	Rank	Stats	Rank
Turnover Differential	-13	32	-5	28t
Penalties/Game	6.4	24t	5.9	16t
Penalty Yards/Game	51.3	20	49.6	16



REGULAR SEASON SCHEDULE

WEEK 1 SUN • SEP 13 1:00 PM FEDEXFIELD L, 17-27	WEEK 2 SUN • SEP 20 1:00 PM LINCOLN FINANCIAL FIELD L, 19-37	WEEK 3 SUN • SEP 27 1:00 PM LINCOLN FINANCIAL FIELD T, 23-23	WEEK 4 SUN • OCT 4 8:20 PM LEVI'S STADIUM W, 25-20	WEEK 5 SUN • OCT 11 1:00 PM HEINZ FIELD L, 29-38	WEEK 6 SUN • OCT 18 1:00 PM LINCOLN FINANCIAL FIELD L, 28-30	WEEK 7 THU • OCT 22 8:20 PM LINCOLN FINANCIAL FIELD W, 21-22	WEEK 8 SUN • NOV 1 8:20 PM LINCOLN FINANCIAL FIELD
WEEK 10 SUN • NOV 15 1:00 PM METLIFE STADIUM FOX	WEEK 11 SUN • NOV 22 1:00 PM FIRSTENERGY STADIUM FOX	WEEK 12 MON • NOV 30 8:15 PM LINCOLN FINANCIAL FIELD ESPN	WEEK 13 SUN • DEC 6 4:25 PM LAMBEAU FIELD CBS	WEEK 14 SUN • DEC 13 4:25 PM LINCOLN FINANCIAL FIELD FOX	WEEK 15 SUN • DEC 20 4:05 PM STATE FARM STADIUM FOX	WEEK 16 SUN • DEC 27 4:25 PM AT&T STADIUM FOX	WEEK 17 SUN • JAN 3 1:00 PM LINCOLN FINANCIAL FIELD FOX

HOME

AWAY

WILD CARD JAN 9-10

DIVISIONAL JAN 16-17

CHAMPIONSHIP JAN 24

PRO BOWL JAN 31

SUPER BOWL LV FEB 7



FRONT OFFICE & COACHING STAFF



FRONT OFFICE & COACHING STAFF

PLAYER BIOS

ROSTER BREAKDOWN

2020 EAGLES STATISTICS

RECORD BOOK

OFF THE FIELD



Jeffrey Lurie embarks on his 27th season as Chairman & CEO of the Philadelphia Eagles. Lurie purchased the franchise on May 6, 1994, and assembled an organizational infrastructure that reflected the pride and passion of the region, where tireless work ethic and innovation deeply coincides with consistent results. This commitment to excellence at the highest level launched an unprecedented era of success, ultimately cementing the foundation of the first Super Bowl championship in team history, when the Philadelphia Eagles defeated the New England Patriots, 41-33, in **Super Bowl LII** on February 4, 2018.



The Eagles, today regarded among the most prominent franchises in professional sports, began their ascent during the first full year of Lurie's ownership in 1995 and have since grown into a customary presence in the NFL's postseason. The Eagles are one of only eight teams with multiple Super Bowl appearances since 2004 (XXXIX and LII) and lead the NFC (tied for second overall) in conference title games (six) dating back to the 2001 campaign. The Eagles have also captured nine of their 11 all-time NFC East championships since 2001, which leads the division in that span.

Overall, the Philadelphia Eagles have made the playoffs 15 times under Lurie's direction and are tied for the fourth-most postseason berths in the NFL since the turn of the century (13), which includes trips in each of the last three years (one of only four teams to do so). In addition, since 1995, when the league's salary cap was introduced, the Eagles are one of just three franchises to win a Super Bowl and then follow it with back-to-back playoff appearances. Philadelphia's postseason success has been fueled by regular-season dominance, as the Eagles have turned in the fifth-most winning seasons (16) and sixth-highest winning percentage (.563, 224-174-2) in the NFL from 1995-2019.

Lurie's blueprint for success has had a profound impact on the field, leading to a greater overall winning percentage, more playoff games

(29) and more playoff victories (15) than all prior ownership groups combined. That model, however, is not just limited to football, as the Philadelphia Eagles organization has wholly embraced a championship mentality in all aspects of its operations, especially in the community.

EAGLES AUTISM FOUNDATION

A thoughtful and compassionate philanthropist with family ties to autism, Lurie is devoted to raising critical research funds for the developmental disorder and has leveraged his resources as a professional sports owner to turn autism awareness into action.

In 2019, Lurie expanded on this commitment by launching the team's signature philanthropic initiative – the Eagles Autism Foundation – to help drive scientific breakthroughs and establish Philadelphia as a major center for autism research and care. The foundation has centralized all of its autism efforts to create a larger impact and has raised more than \$9 million for institutions focused on autism research.

Through the Eagles Autism Foundation, the organization has been viewed nationally as a progressive leader in the autism community. The Eagles became one of the first sports franchises in the country to build a state-of-the-art sensory room, presented by the Children's Hospital of Philadelphia, and received Sensory Inclusive Certification for Lincoln Financial Field in partnership with Kulture City. The Eagles also became the first professional sports team to partner with Popcorn for the People, a non-profit organization dedicated to creating meaningful employment for those with autism and developmental disabilities. Most notably, the foundation's annual cycling and 5K run/walk event – the Eagles Autism Challenge presented by Lincoln Financial Group – contributes 100 percent of participant-raised funds to autism research and care and has donated over \$6 million in just its first two years.

To ensure the most transformational projects are funded through the Eagles Autism Foundation, Lurie organizes a nationally recognized independent peer review panel each year tasked with evaluating and approving submitted proposals. A total of 25 research projects, post-



On February 4, 2018, Lurie helped deliver the first Super Bowl championship in franchise history to the city of Philadelphia. The Eagles defeated the New England Patriots, 41-33, in Super Bowl LII at U.S. Bank Stadium in Minneapolis, MN.



Lurie poses for a picture with participants at the finish line of the second-annual Eagles Autism Challenge on May 18, 2019. The Eagles Autism Foundation has raised more than \$9 million to support autism research and care throughout the Philadelphia region.

EAGLES SUPER BOWL NOTES

- The Philadelphia Eagles are one of eight NFL franchises (one of four in the NFC) with multiple Super Bowl appearances (XXXIX and LII) since the 2004 season, joining the New England Patriots (seven), Pittsburgh Steelers (three), Seattle Seahawks (three), Denver Broncos (two), Indianapolis Colts (two), New York Giants (two) and San Francisco 49ers (two).
- The Eagles are one of only three NFL teams to win a Super Bowl and then follow it with back-to-back playoff appearances since 1995, when the league's salary cap was introduced (also New England and Seattle).

MOST CONFERENCE TITLE GAMES SINCE 2001

Rk	Team	Total
1.	New England Patriots.....	13
2t.	Philadelphia Eagles	6
	Pittsburgh Steelers.....	6
4.	Green Bay Packers	5
5t.	Indianapolis Colts.....	4
	San Francisco 49ers	4

MOST NFC EAST CHAMPIONSHIPS SINCE 2001

Rk	Team	Total
1.	Philadelphia Eagles	9
2.	Dallas Cowboys.....	5
3.	New York Giants	3
4.	Washington.....	2

doctoral fellowships and community grants have been funded for exploratory work in the field of autism thanks to the foundation.

On May 8, 2019, Lurie was presented the Commitment to Cures Award by the American Brain Foundation for his ongoing work to find cures for neurodevelopmental diseases and disorders.

Additionally, Lurie is a director of the NLM Family Foundation, which devotes significant resources to autism research and education, and he also established the Lurie Family Foundation to strengthen the efforts toward autism research.

COVID-19 RELIEF EFFORTS

In response to the coronavirus pandemic, Lurie, in consultation with leading institutions, carefully assessed the short-term and long-term needs of communities and frontline workers combating the global health crisis and continues to commit substantial resources toward philanthropic aide.

Lurie contributed \$1 million to Penn Medicine on April 3, 2020, to establish the COVID-19 Immunology Defense Fund, which is an emerging research program that aims to address critical needs as the pandemic evolves. The priorities of the program range between creating rapid diagnostic testing, finding drugs that work against the virus and developing potential vaccines.

On April 21, 2020, Lurie and the Eagles announced \$1 million in donations helping COVID-19 relief efforts throughout the Philadelphia area, focusing on providing critical assistance to the well-being of essential healthcare workers and their families, as well as supporting local businesses. The funds included \$300,000 to purchase N-95 masks for local healthcare systems; \$250,000 to the American Red Cross to maintain a sufficient blood supply; \$225,000 in gift cards to local businesses for essential healthcare workers; \$100,000 to Thomas Jefferson University Hospital's Better Together Fund, which assists employees and students facing unforeseen hardships during the crisis; \$55,000 to Vision to Learn, which will ensure continuity of the Eagles Eye Mobile program in the region's schools; \$35,000 to the JFCS of Greater Philadelphia to expand services for the Helping Healthcare Heroes Support Group; and \$35,000 to the Uplift Center for Grieving Children, helping expand mental health services for essential healthcare workers and their families.

The Eagles have also planned five community blood drives at Lincoln Financial Field. To date, the blood drives are averaging 115 donors and 75 pints of blood per drive, which has the potential to help up to 250 patients per drive.

CHAMPIONS IN THE COMMUNITY

One of Lurie's first philanthropic endeavors was the creation of the team's non-profit charitable wing in 1995. For 20 years, the Eagles Youth Partnership served more than 50,000 at-risk children in the Greater Philadelphia region annually with a focus on health and education programming. In 2015, Lurie oversaw the Eagles Youth Partnership's transition to the Eagles Charitable Foundation that now provides children in the local community with greater access to vision care and autism research and services. Its signature program – the Eagles Eye Mobile – travels to local schools to provide free eye exams and prescription eyeglasses to under- and uninsured students in partnership with Vision to Learn.

Under Lurie's direction, the Eagles launched the groundbreaking Go Green initiative in 2003 aimed at reducing the organization's footprint on the environment and creating programs that improve quality of life in the Philadelphia region. In December 2018, Lincoln Financial Field was awarded LEED Gold certification by the U.S. Green Building Council. Additionally, the Eagles are the first professional sports team in the world to receive the prestigious ISO 20121 Event Sustainability Management System certification.

In 2011, in acknowledgment of the organization's commitment to



SOCIAL JUSTICE GRANTS

Grants made by the Eagles Social Justice Council for the 2019-20 cycle:

Community Legal Services	\$25,000	Reentry
Philadelphia Bar Foundation (supporting the Equal Justice Center)	\$25,000	Reentry
Philadelphia Youth Network	\$25,000	Education
Why Not Prosper	\$25,000	Workforce Development
Philadelphia Futures	\$20,000	Education
Netter Center for Community Partnerships – UPENN (supporting Bridges to Wealth)	\$18,000	Education
Big Brothers Big Sisters	\$15,000	Mentoring
Center for Returning Citizens	\$15,000	Reform
Free Library of Philadelphia (supporting Read by 4th)	\$15,000	Education
Frontline Dads	\$15,000	Mentoring
Inside-Out Prison Exchange Program	\$15,000	Reform
MenzFit	\$15,000	Reentry
Mothers In Charge	\$15,000	Reform
Pennsylvania Legal Aid Network	\$15,000	Reentry
Philadelphia Auto and Parole	\$15,000	Reentry
Philadelphia Community Bail Fund	\$15,000	Reform
Philadelphia Mural Arts Advocates	\$15,000	Reentry
Philadelphia Opportunities Industrialization Center	\$15,000	Reentry
Project HOME	\$15,000	Workforce Development
Women Against Abuse	\$15,000	Workforce Development
Youth Sentencing & Reentry Project	\$15,000	Reform
Youth Art & Self-Empowerment Project	\$10,000	Education

MOST PLAYOFF APPEARANCES SINCE 2000

Rk	Team	Total
1.	New England Patriots.....	17
2t.	Green Bay Packers	14
	Indianapolis Colts.....	14
4t.	Philadelphia Eagles	13
	Seattle Seahawks	13

The Eagles are one of only four NFL teams to make the playoffs in each of the last three seasons (2017-19), joining the Kansas City Chiefs, New England Patriots and New Orleans Saints.

the community, as well as their Tackling Breast Cancer and Go Green campaigns, the Eagles were presented with the coveted Sports Team of the Year Award by Beyond Sport.

Finally, over the past two years, the Eagles Social Justice Council, a committee of select players and Eagles staff, awarded over \$850,000 to local Philadelphia organizations working to improve education, mentoring, health services, criminal justice reform, reentry programs and workplace development.

During the 2018 offseason, Lurie was honored by the Fritz Pollard Alliance with the Paul “Tank” Younger Award. The award is granted annually to an NFL executive, coach or owner who promotes gender and racial diversity. Lurie’s efforts to foster civic responsibility throughout the organization have also led the Eagles to be recognized by many for supporting social justice and human rights initiatives. Lurie was the recipient of the Torch of Liberty Award conferred by the Anti-Defamation League of Philadelphia and a year later was honored by Philadelphia’s Operation Understanding, an acclaimed group that advances interracial harmony among future leaders of the African-American and Jewish communities.

PROGRESSIVE LEADERSHIP

Widely considered one of the most progressive owners in professional sports, Lurie embraces innovative thought. His commitment to enhancing every element of the organization through forward-thinking decisions has been a hallmark of his tenure as Chairman & CEO.

Lurie invests in both people and ideas. Throughout his ownership, he has gone beyond traditional football practices by focusing on infusing talented individuals from other industries into the Eagles’ business operations. As a result, the Philadelphia Eagles have become a leader in professional sports with regards to gender diversity in the workplace.

The Eagles’ organic effort toward staying ahead of the curve and mining value where others may not see it has also been fundamental to the football team’s success over the years. Each of Lurie’s four head coaching hires have achieved double-digit win totals and playoff appearances within their first two seasons, including some of the most impactful leaders in the organization’s history.

Lauded by Lurie for his strong football acumen and emotional intelligence, **Doug Pederson** was hired by the Eagles as a first-time head coach during the 2016 offseason. In just his second year at the helm, Pederson led the team to its first Super Bowl championship in franchise history when the Philadelphia Eagles outdueled the New England Patriots in **Super Bowl LII**. Today, Pederson owns the highest winning percentage (.600, 42-28 – including playoffs) ever by an Eagles head coach.

In 1999, Lurie found a match with former Green Bay Packers quarterbacks coach **Andy Reid**, who at 40 years old took on a lead role for the first time in his career and was also the second-youngest head coach in the NFL at the time of his hiring. Reid enjoyed a 14-year stay with Philadelphia (franchise record) and became the winningest head coach (140-102-1, .578 – including playoffs) in Eagles history. Named the 2002 NFL Coach of the Year by the *Associated Press*, Reid led the team to nine postseasons, which included five conference title games and an appearance in Super Bowl XXXIX.

Lurie’s first head coaching hire, **Ray Rhodes**, came to Philadelphia in 1995 as just the third African-American head coach in modern NFL history. In his first season with the Eagles, Rhodes guided the team to a 10-6 regular-season record and playoff berth and earned NFL Coach of the Year honors.

Lurie, who was named NFL Owner of the Year by *Sporting News* in 1995 and by *Pro Football Insider* in 2000, currently serves on numerous NFL committees, including the Finance Committee, Media Committee, International Committee and the Super Bowl & Major Events Advisory Committee.





MOST PLAYOFF VICTORIES SINCE 2000

Rk	Team	Total
1.	New England Patriots.....	30
2t.	Baltimore Ravens.....	15
	Pittsburgh Steelers.....	15
4t.	Philadelphia Eagles	14
	Seattle Seahawks	14

MOST WINNING SEASONS SINCE 1995

Rk	Team	Total
1.	New England Patriots.....	22
2.	Green Bay Packers	19
3.	Pittsburgh Steelers.....	18
4.	Indianapolis Colts.....	17
5.	Philadelphia Eagles	16

HIGHEST WINNING PERCENTAGE (1995-2019)

Rk	Team	W-L	Pct
1.	New England Patriots.....	281-119.....	.703
2.	Green Bay Packers	253-145-2.....	.635
3.	Pittsburgh Steelers.....	250-148-2.....	.628
4.	Denver Broncos	235-165.....	.588
5.	Indianapolis Colts.....	234-166.....	.585
6.	Philadelphia Eagles	224-174-2.....	.563

(Regular season)

BUILDING A NEW HOME

After purchasing the Eagles, Lurie recognized that the organization's facilities needed a total reconstruction, which required the design and relocation of its office headquarters, practice facility and stadium. He immediately committed to providing the franchise with everything it needed to succeed and constructed two state-of-the-art facilities in South Philadelphia – the NovaCare Complex (2001) and Lincoln Financial Field (2003).

Although Lincoln Financial Field was erected specifically to house its primary tenant, the Philadelphia Eagles, Lurie also created a multi-dimensional event destination that could hold a wide variety of events. Fittingly, the first ticketed event at the new stadium was a soccer match between Manchester United and FC Barcelona in August 2003, followed by a Bruce Springsteen concert soon after.

Since then, Lincoln Financial Field has continued to evolve with an ever-changing entertainment landscape and underwent a two-year, \$125 million revitalization in 2013. Over the years, the venue has hosted high-profile events including sold-out concerts, national and international soccer matches, the NCAA Lacrosse Championships, the Army-Navy game, Monster Jam, Temple University football games, and more.

FILM CAREER

Prior to purchasing the Philadelphia Eagles, Lurie joined General Cinema Corporation, a major movie theater company founded by his grandfather, Philip Smith. Two years later, he started Chestnut Hill Productions and produced a variety of theatrical and television movies. In 2008, Lurie established Screen Pass Pictures and served as an executive producer of *Inside Job*, the 2010 documentary film, which earned the Academy Award for Best Documentary Feature, and *Inocente*, which earned an Academy Award for Best Short Documentary in 2013. Most recently, Lurie formed Play/Action Pictures to produce more socially relevant documentary films.

PERSONAL

Lurie's passion and love of sports began when he was a young boy growing up outside of Boston, MA. Lurie became an avid fan of the NFL and all the major leagues after watching the first ever sudden-death overtime NFL Championship between the Baltimore Colts and the New York Giants in 1958.

Prior to entering business, Lurie served as an adjunct assistant professor of social policy at Boston University. He earned a B.A. from Clark University, a master's in psychology from Boston University, and a Ph.D. in social policy from Brandeis University. Lurie returned to his college campus in May 2019 and served as Clark University's commencement speaker to the graduating class.

Born on September 8, 1951, Lurie has two children. He is married and resides in the Philadelphia area with his wife, Tina. In his free time, he enjoys traveling, golfing, tennis, movies, music and discovering great restaurants.





Don Smolenski, now in his 23rd season with the organization, was originally hired by the team in 1998 as chief financial officer. He was promoted to senior vice president/chief financial officer in 2001 and was named the team's chief operating officer in 2010. In 2012, he was named to his current role of team president.



As president, Smolenski directs the club's business and strategic efforts, including sales, marketing, communications and operations. He has played a key role in significant projects from the construction of Lincoln Financial Field to the club's internationally recognized environmental and philanthropic programs. During his tenure as president, Smolenski has infused energy and creativity throughout the organization with his engaging leadership style. In 2015, he was named to the Most Admired CEOs list by the *Philadelphia Business Journal* and under his leadership, the Eagles were named to Philly.com's Top Workplaces list in 2016, 2018 and 2020.

During his time as the team's president, Smolenski and the Eagles saw their first Super Bowl victory in franchise history after defeating the New England Patriots, 41-33, in **Super Bowl LII**.

In his first year as president, Smolenski spearheaded a two-year, \$125 million Lincoln Financial Field revitalization project that added 1,600 seats, HD video boards and graphics paying tribute to the team's history. In 2019, Smolenski's leadership was instrumental to the Lincoln Financial Group naming-rights extension which ensured that the Eagles would play at Lincoln Financial Field through 2032. Over the years, Lincoln Financial Field has hosted high-profile events including sold-out concerts, national and international soccer matches, the NCAA Lacrosse Championships, the Army-Navy Game, Monster Jam, Temple University football and more.

Smolenski plays an important role in the team's environmental initiatives. Because of their Go Green program, the Eagles have emerged as a leader in environmental stewardship in the sports industry. Those focus areas include conservation efforts, recycling programs and the use of renewable energy. Under his leadership, Lincoln Financial Field has achieved LEED Gold status, and the organization became the first professional sports team to receive ISO 20121 certification, which is an international standard designed to help organizations integrate sustainability into management practices and processes.

In 2018, Smolenski helped launch the Eagles Autism Challenge, a one-day bike ride and family-friendly 5K run/walk dedicated to raising funds for Philadelphia institutions conducting cutting-edge autism research and care. In 2020, the team's signature fundraising event expanded and led to the formation of the Eagles Autism Foundation, a new charitable endeavor that unified the team's various autism activities into one organization. Through its mission to turn autism awareness into action, the Eagles became one of the first sports franchises to build a state-of-the-art sensory room in its home stadium, have partnered with organizations to help combat the unemployment rate in the autism community, and have even leveraged home games and open practices to drive critical funds. Since 2018, the Eagles Autism Foundation has raised more than \$7 million for autism research and care.

In addition, Smolenski helped launch the Eagles Care initiative in 2013, which forges annual, strategic partnerships with five local non-profit organizations in an effort to deepen the team's community impact. Since the program's establishment, the team has welcomed 32 charitable organizations to the Eagles Care family.

In addition to his leadership roles within the Eagles organization, Smolenski is the co-chair of Children's Hospital of Philadelphia (CHOP) Corporate Council, which is comprised of top executives from the region who believe in the hospital's mission, are committed to advancing its research and clinical priorities, and are dedicated to the health and economic growth of Greater Philadelphia. He is also a member of the Greater Philadelphia Chamber of Commerce Board, the FM Global Advisory Board and is involved with Leadership Philadelphia, a non-profit organization that promotes leadership and community involvement.

In 2019, Smolenski was appointed as chair of the PHL Sports Advisory Board. PHL Sports is a business development division of the Philadelphia Convention and Visitors Bureau (PHLCVB), which brings together the area sports community to attract major events to Philadelphia. In 2017, in partnership with PHL Sports, Smolenski assisted in bringing the NFL Draft back to Philadelphia for the first time since 1961.

Smolenski serves as the treasurer of the team's public charity, Eagles Charitable Foundation, which provides children in the Philadelphia region with greater access to vision care and supports autism research.

Before joining the Eagles, Smolenski served as chief financial officer for the International Hockey League, where he oversaw all league financial matters and played an integral role in the expansion of the league. Through the development of expansion models and the analysis of league performance models, Smolenski saw the league grow from 12 to 19 teams.

Smolenski began his professional career as a public accountant with Arthur Andersen.

An outdoor enthusiast, Smolenski enjoys an active lifestyle and has completed the Detroit, Pittsburgh and Boston Marathons. He earned his Bachelor of Arts degree in biology from Amherst College and holds a Master of Science degree in accounting. Don and his wife, Karen, have two sons, Jake and Shane.





Howie Roseman, Executive Vice President/General Manager, enters his 21st season with the Philadelphia Eagles. After working his way up through the Eagles' football operations and scouting departments, Roseman has cemented himself as one of the most accomplished and respected front office executives in the NFL. His leadership style and commitment to the sustained success of the franchise has contributed to Philadelphia's winning culture, resulting in three consecutive playoff appearances and 35 total wins during that span, including the first Super Bowl championship in team history.



Roseman was named the 2017 NFL Executive of the Year (*Sporting News*; Pro Football Writers of America) after he revitalized the Eagles' football operations with a collaborative and progressive approach to roster building and player development. This vision has resulted in substantial success as Philadelphia is one of only four teams to capture postseason berths in each of the last three seasons, including two division titles (2017 and 2019) and a 41-33 victory over New England in **Super Bowl LII**. The Eagles are also just the third team since 1995, when the league's salary cap was introduced, to win a Super Bowl and then follow it with back-to-back playoff appearances (also New England and Seattle). Philadelphia's recent track record of organizational excellence has created opportunities for two former personnel executives to take on general manager roles with other teams – **Andrew Berry** (Cleveland Browns) and **Joe Douglas** (New York Jets).

Roseman (who served as Executive Vice President of Football Operations from 2016-18 before adding the general manager title in 2019), has worked closely with head coach **Doug Pederson** to position the Eagles for both short-term and long-term success. In 2016, Roseman made a franchise-altering decision when he engineered a pair of trades to move up in the first round of the draft to select quarterback Carson Wentz with the second-overall pick. The duo of Pederson and Wentz has since gone on to lead an offensive unit that ranks near the top of the NFL while establishing a multitude of team records.

The next season, Roseman played an integral role as the architect of the team's **Super Bowl LII**-winning roster. Complementing a number of notable acquisitions that offseason, Roseman's leadership and in-season roster management helped Philadelphia overcome several season-ending injuries to key players, including Wentz, to secure a 13-3 regular-season record and home-field advantage en route to the team's first ever Super Bowl victory.

In addition to managing the Eagles' personnel and scouting departments, Roseman is also responsible for overseeing the executives who specialize in all areas of football operations, including but not limited to sports medicine and performance, analytics, football administration, football technology and player development. Under Roseman's guidance and in concert with the vision established by Chairman and CEO **Jeffrey Lurie**, Philadelphia has become widely regarded as one of the league's most admired and progressive operations, relying on contributions from all areas of football operations to create a successful culture for players and coaches to thrive.

Before he was elevated to Executive Vice President of Football Operations, Roseman served as the team's general manager from 2010-14. At the time of his promotion, the 34-year-old Roseman became the youngest NFL executive to be named to the post in three decades. He directed a major overhaul of the roster in his first year, making it one of the youngest in the league. The revamped Eagles delivered NFC East titles in 2010 and 2013 and sent a conference-high nine players to the Pro Bowl following the 2014 season.

From 2008-09, Roseman managed the college scouting staff, organized and ran draft meetings, and scouted the top college prospects around the country as the team's vice president of player personnel.


Roseman was named Philadelphia's vice president of football administration (2006-07) after spending three years as the team's director of football administration (2003-05). In that role, he evaluated players around the NFL and for the draft while representing the team on contract, salary cap and player personnel matters. In 2007, Roseman was invited to participate in the NFL-Stanford Program for managers at the Stanford Graduate School of Business, an NFL program created to promote the development of leaders within the league.

After relentlessly pursuing jobs in NFL front offices, Roseman finally got his foot in the door as an intern with the Eagles, when the team was headquartered at Veterans Stadium. From 2000-02, Roseman served as a salary cap staff counsel with Philadelphia.

Overall, since hiring Roseman in 2000, the Eagles are tied for the fourth-most postseason berths (13) in the NFL, trailing only New England (17), Green Bay (14) and Indianapolis (14), and lead the NFC (tied for second overall) in conference title games (six) dating back to 2001, including trips to Super Bowls XXXIX and LII. Philadelphia has won nine NFC East titles since 2001, which leads the division in that span.

Roseman, the Eagles' nominee for the 2018 NFL Salute to Service Award, is also very active in the Philadelphia community, contributing to a variety of initiatives that involve military and children. He was named Honorary Commander for the Joint Base McGuire-Dix-Lakehurst for his continued efforts with the military. His charitable endeavors have also benefited the Alex's Lemonade Stand Foundation, the Boys & Girls Clubs of America, USA Football, Pop Warner and Cop Wheels. In 2018, the Maxwell Football Club presented Roseman with the Steinberg-DeNicola Humanitarian Award, an annual honor that recognizes an NFL representative that has committed themselves to doing good in their community. Additionally, Roseman is a member of the Governing Body of the Global Sports Management Summit and YPO.

Born in Brooklyn, NY, Roseman earned his bachelor's degree from the University of Florida before earning a J.D. degree from Fordham Law School. He and his wife, Mindy, reside in suburban Philadelphia with their four children.





After a long and successful career as a backup quarterback and assistant coach in the NFL, **Doug Pederson** was named head coach of the Philadelphia Eagles on January 18, 2016. Pederson has quickly established himself as one of the top head coaches in the league, earning a 42-28 overall record in his first four seasons, including three trips to the playoffs and two NFC East titles. In just his second season at the helm, Pederson led Philadelphia to its first Super Bowl championship on February 4, 2018, when the Eagles defeated the New England Patriots, 41-33, in **Super Bowl LII**.



Under Pederson's direction, Philadelphia has made the playoffs in three consecutive seasons (2017-19), including two NFC East titles and four combined postseason victories. Altogether, the Eagles are one of only four NFL teams with playoff berths every year since 2017, joining Kansas City, New England and New Orleans. Philadelphia is also one of just three franchises to win the Super Bowl and then follow it with back-to-back postseason appearances since 1995, when the league's salary cap was introduced (also New England and Seattle).

The Eagles' offense has flourished during Pederson's tenure as head coach, ranking among the Top 10 in the NFL in points per game (24.6), yards per game (357.3), first downs per game (19.4), third-down offense (41.7 pct.) and red zone offense (59.7 pct.) from 2016-19. Pederson has been key in the development of Pro Bowl quarterback **Carson Wentz**, who has established single-season franchise records in completions (388 in 2019), completion percentage (69.6 pct. in 2018), passing yards (4,039 in 2019) and passing touchdowns (33 in 2017) under Pederson's tutelage.

Pederson directed a historic campaign in 2017, as Philadelphia finished the regular season with a franchise-record-tying 13 wins, earned an NFC East title and the No. 1 seed in the NFC Playoffs, and delivered the first Super Bowl championship in Eagles history. Pederson became the eighth head coach in NFL history to win the Super Bowl in his first two seasons and seventh to win the Super Bowl in his first playoff appearance. Additionally, Pederson became just the fourth head coach in league history to lead his team to a Super Bowl title after a sub-.500 record the previous year, joining **Bill Walsh** (1981 49ers), **Dick Vermeil** (1999 Rams) and **Bill Belichick** (2001 Patriots).

Following a season-ending injury to Wentz late in 2017, Pederson prepared backup quarterback **Nick Foles** to take over Philadelphia's offense. Foles recorded a 100-plus passer rating in all three playoff contests, recorded the highest completion percentage (72.6%) in NFL single-postseason history, and garnered Super Bowl LII MVP honors.

Pederson then guided the Eagles back to the playoffs in 2018 after winning five of the last six regular-season contests to secure a 9-7 record. The Eagles advanced to the NFC Divisional Playoff after defeating Chicago on the road in the Wild Card round.

In 2019, Pederson again navigated the Eagles to an NFC East crown and a third-straight playoff appearance after finishing 9-7, including four consecutive wins against division opponents to close the season. Pederson joined **Andy Reid** as the only head coaches in team history with three postseason berths in their first four years.

As a first-year head coach in 2016, the Eagles finished with a 7-9 record while Wentz, who set Eagles rookie records in completions (379, NFL rookie record), passing yards (3,782) and passing touchdowns (16), showed significant growth in his debut season.

Prior to arriving in Philadelphia, Pederson served as the offensive coordinator of the Kansas City Chiefs from 2013-15, helping guide the

team to a 31-17 regular-season record over three seasons. Pederson helped quarterback **Alex Smith** experience the most productive stretch of his career with three consecutive 3,000-yard seasons.

Before joining Kansas City, Pederson coached the quarterbacks in Philadelphia from 2011-12. In his first year in that role, Pederson saw **Michael Vick** become the second quarterback in NFL history to top the 3,000-yard passing and 500-yard rushing plateaus in consecutive seasons. Vick set career highs in completions (253) and passing yards (3,303), while throwing the third-most touchdowns of his career (18).

Pederson began his pro coaching career as an offensive quality control coach with the Eagles from 2009-10.

A 12-year NFL veteran, Pederson played quarterback for the Green Bay Packers, Miami Dolphins, Philadelphia Eagles and Cleveland Browns after originally being drafted by the Carolina Panthers in the 1995 expansion draft. Pederson was coached by three of the most successful coaches in NFL history: **Don Shula**, **Mike Holmgren** and **Andy Reid**. He also played alongside Pro Bowl quarterbacks **Brett Favre**, **Dan Marino**, **Donovan McNabb** and **Jim McMahon**.

Pederson served as a backup for Green Bay from 1995-98 and 2001-04 and was part of Packer teams that won Super Bowl XXXI, two NFC Championships (1996 and 1997) and six division titles.

Pederson made nine starts for the Eagles during the 1999 season, completing 119 passes for 1,276 yards and seven touchdowns.

In a 1993 contest against vs. Philadelphia, Pederson was pressed into duty when Dolphins starter **Scott Mitchell** left the game with a shoulder injury. In the second half, he helped guide Miami to a 19-14 win that marked **Don Shula's** 325th career victory.

Pederson attended Northeast Louisiana (now Louisiana Monroe), where he was a three-year starter at quarterback. He finished his career with 6,445 yards and 33 touchdowns on 571-of-1,032 passing. As a senior, Pederson led the Southland Conference in passing, completing 205-of-367 attempts for 2,282 yards and 10 touchdowns. In 1989, he set a school record with 619 passing yards against Stephen F. Austin. Pederson graduated with a B.B.A. in business management.

The Bellingham, WA, native (born January 31, 1968) lettered in football, baseball and basketball at Ferndale (WA) High School, where he was an all-league selection at quarterback, safety and kicker and finished his career with 1,880 yards and 19 touchdowns on 106-of-250 passing.

Pederson and his wife, Jeannie, have three sons: Drew, Josh and Joel. Jeannie played basketball at Louisiana College.





DUCE STALEY

ASSISTANT HEAD COACH/RUNNING BACKS



NFL Experience: 10th season (10th with Eagles)
College: South Carolina
Hometown: Tampa, FL

- ▶ Earned the added title of assistant head coach in 2018
- ▶ Through his first nine seasons (2011-19) on Philadelphia's staff, the Eagles ranked 6th in the NFL in rushing offense (124.2 ypg) and rushing TDs (133) and 8th in rushing average (4.43 ypa)
- ▶ In 2019, **Miles Sanders** collected PFWA All-Rookie honors after leading his rookie class in scrimmage yards (1,327) and ranking 3rd among NFL RBs in scrimmage yards per touch (5.8), trailing only **Austin Ekeler** (6.9) and **Christian McCaffrey** (5.9)
- ▶ Coached an Eagles rushing attack that ranked 3rd in the NFL in rushing offense (132.2 ypg) and 4th in rushing average (4.5 ypa) during their **Super Bowl LII**-winning season in 2017
- ▶ Under Staley's direction in 2014, **LeSean McCoy** ranked 3rd in the NFL in rushing yards (1,319) and broke **Wilbert Montgomery's** 30-year-old franchise rushing record of 6,538 yards
- ▶ In 2013, McCoy received first-team All-Pro and Pro Bowl honors after becoming the first Eagle since **Steve Van Buren** in 1947 to lead the league in rushing (1,607) and scrimmage yards (2,146)
- ▶ Ranks 5th on the Eagles' all-time rushing list and is one of three players in team history to eclipse 200 rushing yards in a single game (also Van Buren and McCoy)
- ▶ Won **Super Bowl XL** with the Pittsburgh Steelers in 2005



JIM SCHWARTZ

DEFENSIVE COORDINATOR



NFL Experience: 27th season (5th with Eagles)
College: Georgetown
Hometown: Baltimore, MD

- ▶ Over the last four seasons (2016-19), the Eagles ranked among the Top 10 in the NFL in rushing defense (1st, 93.4 ypg), red zone defense (2nd, 49.5%), third-down defense (3rd, 45.4%), scoring defense (7th, 20.8 ppg) and takeaways (9th, 94)
- ▶ In 2019, Philadelphia forced the highest percentage of opponent three-and-out drives (27.5%) in the NFL and ranked 3rd in rushing defense (90.1 ypg) and 4th in third-down defense (34.2%)
- ▶ The Eagles finished 1st in the league in red zone defense (44.6%) and ranked 6th in third-down defense (35.3%) in 2018
- ▶ During the **Super Bowl LII**-winning campaign in 2017, the Eagles allowed the fewest rushing yards per game (79.2) and ranked 3rd in third-down defense (32.2%) and 4th in takeaways (31)
- ▶ In 2014, directed a Buffalo Bills defense that notched a league-high 54.0 sacks, held opponents to a league-best 33.2% third-down conversion rate and ranked 2nd in scoring (16.9 ppg)
- ▶ Served as head coach of the Detroit Lions from 2009-13. Guided the team to its first playoff berth since 1999 when he coached the Lions to a 10-6 regular-season record in 2011
- ▶ Spent 10 seasons with the Tennessee Titans and served as the defensive coordinator from 2001-08. Helped the Titans reach **Super Bowl XXXIV** and win three division titles



DAVE FIPP

SPECIAL TEAMS COORDINATOR



NFL Experience: 13th season (8th with Eagles)
College: Arizona
Hometown: Albuquerque, NM

- ▶ From 2013-19, Philadelphia's special teams units under Fipp ranked 2nd in the NFL in special teams TDs (12 – 4 kickoff return TDs, 4 punt return TDs, 4 blocked punts returned for TDs) and total blocks (18 – 11 blocked punts, 7 blocked kicks)
- ▶ Guided **Rick Lovato** to his first Pro Bowl selection in 2019 after helping **Jake Elliott** establish a career-high 84.6% FG percentage and **Cameron Johnston** produce Top 10 finishes in gross (46.4, 9th) and net (42.3, 8th) punting averages
- ▶ In 2018, Johnston set single-season team records in both gross (48.2) and net (42.7) punting averages, while ranking 3rd and 4th in the NFL, respectively, in each category
- ▶ Elliott enjoyed a historic rookie campaign in 2017, converting the longest regular-season (61 yards) and postseason (53 yards) FGs in franchise history and kicking the longest FGs (42 and 46 yards) by a rookie in Super Bowl history in **Super Bowl LII**
- ▶ In 2014, the Eagles ranked 1st in Rick Gosselin's *Dallas Morning News* special teams rankings (NFL-high 7 special teams TDs)
- ▶ Served as the assistant special teams coach with the Miami Dolphins (2011-12) and San Francisco 49ers (2008-10)
- ▶ Coached in the collegiate ranks for 10 years at San Jose State, Nevada, Cal Poly, Holy Cross and Arizona



RICH SCANGARELLO

SENIOR OFFENSIVE ASSISTANT

NFL Experience: 6th season (1st with Eagles)
College: Sacramento State
Hometown: Roseville, CA

- ▶ Joined the Eagles coaching staff during the 2020 offseason after serving as the Denver Broncos' offensive coordinator in 2019
- ▶ Mentored **Drew Lock**, who became the seventh NFL rookie QB to win 4 of their first 5 starts, and **Noah Fant**, who posted the most catches (40) and yards (562) ever by a Broncos rookie TE
- ▶ During his two seasons (2017-18) as San Francisco's QBs coach, the 49ers ranked 10th in the NFL in passing offense (265.1 ypg) and 20+ yard passes (110), despite being the only NFL team with at least three different QBs starting 6+ games in that span
- ▶ Tutored **Jimmy Garoppolo** in 2018, when he completed 64.8% of his passes and produced a 94.1 passer rating while leading the 49ers to a 6-2 record before his season-ending knee injury
- ▶ Following Garoppolo's injury, helped undrafted QB **Nick Mullens** accumulate the 4th-most passing yards (2,277) by a QB in their first 8 career games since 1970
- ▶ Worked as an offensive quality control/assistant QBs coach for the Oakland Raiders during the 2009 season and was also an offensive assistant for the Atlanta Falcons in 2015
- ▶ Has 17 years of coaching experience in the collegiate rank, including stints at Wagner College, Northern Arizona, Millsaps College, UC-Davis, Idaho and Carleton College



JEFF STOUTLAND

OFFENSIVE LINE/RUN GAME COORDINATOR

NFL Experience: 8th season (8th with Eagles)
College: Southern Connecticut State
Hometown: New York, NY

- Originally joined Philadelphia's staff as the team's offensive line coach in 2013 and took on the added title and responsibility of run game coordinator during the 2018 offseason
- One of the nation's most respected OL coaches with 36 years of coaching experience, including stints at Miami (FL) (2007-10), Michigan State (2000-06) and Syracuse (1997-99)
- During his seven seasons as the Eagles' OL coach, Stoutland has played a critical role in offenses that set single-season franchise records in points (474), touchdowns (54), completions (390), gross passing yards (4,581) and first downs (356)
- In 2019, three of Stoutland's offensive linemen earned Pro Bowl honors – **Brandon Brooks**, **Jason Kelce** (first-team All-Pro) and **Lane Johnson** – marking the just the fourth time in team history that the Eagles sent three offensive linemen to the Pro Bowl
- Oversaw one of the most dominant offensive lines in the NFL during Philadelphia's **Super Bowl LII**-winning campaign in 2017, when the Eagles offensive line paved the way for a ground attack that ranked 3rd in the NFL in rushing offense (132.2 ypg)
- Coached one of the best offensive lines in the nation at Alabama from 2011-12 that featured two first-team All-Americans and helped the Tide win a BCS National Championship in 2012



PRESS TAYLOR

PASSING GAME COORDINATOR/QUARTERBACKS

NFL Experience: 8th season (8th with Eagles)
College: Marshall
Hometown: Norman, OK

- Named the Eagles' passing game coordinator during the 2020 offseason and will continue to serve as the team's QBs coach
- During Taylor's first two seasons as QBs coach (2018-19), Philadelphia ranked 5th in INT rate (1.6%), 6th in completion percentage (67.1%) and TD-INT ratio (3.1, tied), 7th in passing TDs (56), 9th in passing offense (253.4 ypg) and 10th in passer rating (96.4)
- Has played an integral role in developing franchise QB **Carson Wentz**, who is one of six QBs in NFL history to record three consecutive seasons (2017-19) with 20+ passing TDs and 10-or-fewer INTs and ranks 3rd in passing TDs per game (2.0) since 2017
- In 2019, Wentz set team records in completions (388) and passing yards (4,039), tied for 5th in the NFL in passing TDs (27), and led the Eagles on a division-clinching, 4-game winning streak that featured three game-winning drives (two comebacks)
- Guided Wentz to a franchise-record 69.6% completion percentage and career-high 102.2 passer rating in 2018, while **Nick Foles** helped lead the team to an NFC Divisional Playoff appearance
- Philadelphia's QBs thrived during the team's **Super Bowl LII**-winning season in 2017, with Wentz receiving Pro Bowl and All-Pro recognition after throwing a team-record 33 TDs and Foles being credited with Super Bowl LII MVP honors



MATT BURKE

RUN GAME COORDINATOR/DEFENSIVE LINE

NFL Experience: 17th season (2nd with Eagles)
College: Dartmouth
Hometown: Hudson, MA

- Joined the Eagles' coaching staff in 2019 as a defensive special assistant and was named the team's run game coordinator/DL coach during the 2020 offseason
- In 2019, Philadelphia forced the highest percentage of opponent three-and-out drives (27.5%) in the NFL and ranked 3rd in rushing defense (90.1 ypg) and 4th in third-down defense (34.2%)
- Served as the Dolphins' defensive coordinator from 2017-18
- Helped guide CB **Xavien Howard** to his first Pro Bowl nod after he tied for the NFL lead with a career-high 7 INTs in 2018
- In his first season as Miami's defensive coordinator in 2017, the Dolphins improved from 29th to 16th in total defense and also elevated from 30th to 14th in rushing defense
- Mentored LBs for the Cincinnati Bengals from 2014-15 (ranked 2nd in the NFL in scoring defense in 2015) and the Detroit Lions from 2009-13 (led the NFL in third-down defense and ranked 2nd in red zone defense in 2013)
- While working in Detroit, coached under current Eagles defensive coordinator and former Lions head coach **Jim Schwartz**. Began his NFL coaching career with the Tennessee Titans in 2004 and spent five seasons working with Schwartz, who served as the Titans defensive coordinator from 2001-08



KEN FLAJOLE

LINEBACKERS

NFL Experience: 21st season (5th with Eagles)
College: Pacific Lutheran
Hometown: Seattle, WA

- Joined the Eagles coaching staff in 2016 and has coached every defensive position during his 40+ year coaching career
- Over the last four seasons (2016-19), the Eagles ranked among the Top 10 in the NFL in rushing defense (1st, 93.4 ypg), red zone defense (2nd, 49.5%), third-down defense (3rd, 45.4%), scoring defense (7th, 20.8 ppg) and takeaways (9th, 94)
- In 2017, helped Philadelphia overcome the loss of LB **Jordan Hicks** in Week 7 by preparing **Nigel Bradham** to take over the radio and call the defense. Bradham led all Eagles LBs with 85 tackles and a career-high 8 PDs, while adding 12 tackles and 1.0 sack during the team's **Super Bowl LII**-winning playoff run
- Hicks led all NFL LBs with a career-high 5 INTs in 2016
- Prior to joining the Eagles, coached the Cleveland Browns' inside LBs in 2013 and the New Orleans Saints' secondary in 2012
- Served as the St. Louis Rams' defensive coordinator (2009-11)
- Spent six seasons with the Carolina Panthers (2003-08) as the team's LBs coach and helped the Panthers make three playoff appearances, including a **Super Bowl XXXVIII** berth
- Coached the Seattle Seahawks' DBs and LBs from 1999-2002
- Spent 21 years coaching in the collegiate ranks prior to entering the NFL with the Green Bay Packers in 1998

COACHING STAFF



TIM HAUCK

SAFETIES

NFL Experience: 8th season (5th with Eagles)

College: Montana

Hometown: Butte, MT



- ▶ Under Hauck's direction, **Malcolm Jenkins** earned two Pro Bowl honors following the 2017-18 seasons. In 2017, Jenkins posted a team-leading 119 tackles during the Eagles' **Super Bowl LII**-winning season. Jenkins also led Philadelphia's defense with a career-high 136 tackles and 3 FFs in 2018
- ▶ In Hauck's first season with the Eagles' coaching staff in 2016, Jenkins became the fourth player in franchise history to record multiple INT-TDs in a season, and **Rodney McLeod** totaled a team-leading, career-high 117 tackles with 10 PDs and 3 INTs
- ▶ Served as the defensive coordinator at UNLV (2013-14)
- ▶ Coached the Cleveland Browns' DBs in 2012
- ▶ First entered the NFL coaching ranks as an assistant secondary coach with the Tennessee Titans in 2009. helped S **Michael Griffin** earn his second Pro Bowl nod along with second-team All-Pro honors from the *Associated Press*
- ▶ Served as UCLA's safeties coach in 2008, where he coached future NFL S **Rahim Moore** and helped the Bruins defense rank 8th overall in the NCAA in pass defense
- ▶ Played in 51 games at safety for the Eagles (1999-2002), starting alongside **Brian Dawkins** in 1999. Overall, enjoyed a 13-year playing career and saw action in 183 regular-season games



MARQUAND MANUEL

DEFENSIVE BACKS

NFL Experience: 8th season (1st with Eagles)

College: Florida

Hometown: Miami, FL



- ▶ Named the Eagles' defensive backs coach in the 2020 offseason following a four-year stints with the Atlanta Falcons, where he served as defensive coordinator from 2017-18 and secondary coach/senior defensive assistant from 2015-16
- ▶ During his first season as the Falcons' defensive coordinator in 2017, helped mold Atlanta's defense into a standout unit that ranked in the Top 10 in the NFL in total defense (318.4 ypg, 9th), rushing defense (104.1 ypg, 9th), red zone defense (45.8%, 5th) and scoring defense (19.7 ppg, 8th)
- ▶ Guided Falcons LB **Deion Jones** and S **Keanu Neal** to their first career Pro Bowl nods following the 2017 season
- ▶ Opened his NFL coaching career with the Seattle Seahawks in 2012 and served as a special teams assistant (2012), defensive assistant (2013) and assistant secondary coach (2014)
- ▶ The Seahawks finished the regular season with a 13-3 record in 2013 and went on to defeat the Denver Broncos, 43-8, in **Super Bowl XLVIII**. Additionally, Seattle was crowned NFC Champion in Manuel's final season with the team in 2014
- ▶ Originally a sixth-round draft choice by the Cincinnati Bengals in 2002 and went on to play eight seasons as a defensive back in the NFL, totaling 332 tackles, 16 PDs, 4 FFs and 2 INTs



JUSTIN PELLE

TIGHT ENDS

NFL Experience: 8th season (8th with Eagles)

College: Oregon

Hometown: Dublin, CA



- ▶ Has played an impactful role in the development of three-time Pro Bowl TE **Zach Ertz**, who registered the most catches (525) ever by an NFL TE in their first seven seasons and entered the 2020 campaign 2nd on the Eagles' all-time receptions list
- ▶ In 2019, Ertz and **Dallas Goedert** were vital to the success of the Eagles' offense. Ertz was selected to third consecutive Pro Bowl after ranking 3rd among NFL TEs in catches (88), 4th in receiving yards (916) and T-4th in receiving TDs (6). Goedert also posted Top 10 finishes among TEs in each of those categories
- ▶ Ertz established a new NFL single-season record for receptions (116) by a TE in 2018, surpassing the previous mark of 110 set by **Jason Witten** in 2012. Goedert also registered 4 receiving TDs, which tied for the most by a rookie TE that season
- ▶ Eagles TEs excelled during the team's Super Bowl LII-winning season in 2017, as Philadelphia was one of just two NFL teams to boast two TEs with 5+ receiving TDs (Ertz and **Trey Burton**). Ertz caught the game-winning TD in the Super Bowl and Burton threw a TD pass to **Nick Foles** on the "Philly Special"
- ▶ Drafted by the Chargers in the 4th round in 2002 and played TE for 10 seasons with San Diego, Miami, Atlanta and San Francisco. Caught 123 passes and recorded 12 TDs



AARON MOOREHEAD

WIDE RECEIVERS

NFL Experience: 1st season (1st with Eagles)

College: Illinois

Hometown: Deerfield, IL



- ▶ Hired as the Eagles' WRs coach during the 2020 offseason
- ▶ Served in the same capacity at Vanderbilt (2018-19). Helped **Kalija Lipscomb** produce a career year in 2018 with 87 receptions and 916 yards (among the top totals in program history)
- ▶ Mentored the WRs at Texas A&M from 2015-17, where he led a receiver corps that featured **Christian Kirk** and **Josh Reynolds**, who combined for 144 catches, nearly 2,000 yards and over 20 TDs in 2016. Kirk earned first-team All-SEC honors in 2016 and was named SEC Freshman of the Year in 2015. Kirk, Reynolds, **Damion Ratley** and **Ricky Seals-Jones** went on to the NFL
- ▶ From 2013-14, worked as the WRs coach at Virginia Tech and developed **Isaiah Ford** and **Cam Phillips**, who each transitioned to the NFL following their careers with the Hokies
- ▶ Spent the 2010-12 seasons as an offensive assistant at Stanford, where he helped the Cardinal reach three straight BCS games. Tutored future NFL players **Doug Baldwin**, **Ty Montgomery**, **Chris Owusu**, **Griff Whalen** and **Ryan Whalen**
- ▶ Played five seasons (2003-07) in the NFL with the Indianapolis Colts, including a **Super Bowl XLI** championship
- ▶ Moorehead and his father, Emery (played in NFL from 1977-88), were the first father-son duo to play in and win a Super Bowl



MARTY MORNHINWEG

SENIOR OFFENSIVE CONSULTANT

NFL Experience: 25th season (11th with Eagles)
College: Montana
Hometown: San Jose, CA

- ▶ Hired as the Eagles' senior offensive consultant in 2020
- ▶ Most recently served as the Baltimore Ravens' offensive coordinator from 2016-18. In his final season with the team, helped transition the offense from QB **Joe Flacco** to **Lamar Jackson**, who rallied the team to an AFC North division title
- ▶ Mentored the Ravens' QBs in 2015, and despite starting four different players at the position that season, Baltimore set a franchise-record for passing yards (4,271)
- ▶ Served as the New York Jets' offensive coordinator (2013-14)
- ▶ His first stint with the Eagles (2003-12) included a Super Bowl XXXIX appearance, two NFC Championship games, four division titles and six playoffs. Ten offensive players earned Pro Bowl honors, including QBs **Michael Vick** and **Donovan McNabb**
- ▶ Named Pro Football Weekly NFL Assistant Coach of the Year in 2020 after Philadelphia set a then-team record in points (439)
- ▶ Spent two seasons as the Detroit Lions' head coach (2001-02)
- ▶ During his four seasons as the San Francisco's offensive coordinator and QBs coach (1997-2000), the 49ers ranked 3rd in total offense (364.4 ypg) and 5th in passing offense (233.2 ypg)
- ▶ With the **Super Bowl XXXI**-winning Green Bay Packers in 1996, helped lead **Brett Favre** to NFL MVP honors



DINO VASSO

ASSISTANT COORDINATOR/DEFENSE

NFL Experience: 8th season (5th with Eagles)
College: New Hampshire
Hometown: Crum Lynne, PA

- ▶ Promoted to assistant coordinator/defense during the 2020 off-season after spending the previous four seasons (2016-19) as the Eagles' assistant secondary coach
- ▶ Over the last four seasons (2016-19), the Eagles ranked among the Top 10 in the NFL in rushing defense (1st, 93.4 ypg), red zone defense (2nd, 49.5%), third-down defense (3rd, 45.4%), scoring defense (7th, 20.8 ppg) and takeaways (9th, 94)
- ▶ As an assistant secondary coach, helped **Malcolm Jenkins** earn two of his three career Pro Bowl nods in 2017 and 2018
- ▶ Philadelphia produced the 4th-most takeaways (31) in the NFL and ranked 3rd in third-down defense (32.2%) during the Eagles' **Super Bowl LII**-winning campaign in 2017. Philadelphia's secondary gave up 24 TD receptions, which marked the fewest TDs surrendered by an Eagles defense since 2008 (19)
- ▶ Served as a coaching assistant for three seasons (2013-15) with the Kansas City Chiefs and helped S **Eric Berry** and CB **Marcus Peters** earn Pro Bowl honors during the 2015 season
- ▶ Worked in the collegiate ranks as a graduate assistant for Missouri (2012) and offensive intern for Temple (2011)
- ▶ Originally from the Philadelphia area, collected first-team AFCA All-America honors as a defensive back at New Hampshire



T.J. PAGANETTI

ASST. RUN GAME COORDINATOR/ASST. RBs

NFL Experience: 6th season (6th with Eagles)
College: Oregon
Hometown: Bedford, MA

- ▶ Earned the added title and responsibility of assistant run game coordinator during the 2020 offseason and will continue to serve as the Eagles' assistant running backs coach
- ▶ From 2013-14, served as an analyst (offensive and QBs) on Philadelphia's staff and returned as an offensive quality control/assistant OL coach during the 2017-18 seasons
- ▶ In 2019, worked alongside assistant HC/RBs coach **Duce Staley** in helping **Miles Sanders** earn PFWA All-Rookie recognition after leading his rookie class in scrimmage yards (1,327) and ranking 3rd among NFL RBs in scrimmage yards per touch (5.8), trailing only **Austin Ekeler** (6.9) and **Christian McCaffrey** (5.9)
- ▶ Helped OL coach/run game coordinator **Jeff Stoutland** coach one of the most dominant offensive lines in the NFL during the Eagles' **Super Bowl LII**-winning campaign in 2017. Philadelphia ranked 3rd in the NFL in rushing yards per game (132.2) and 4th in rushing average (4.47 ypg) that season
- ▶ During his time as an offensive analyst, the Eagles established single-season franchise records in points (474), TDs (54), passing yards (4,581) and first downs (356) in 2014 as well as total net yards (6,676) and fewest turnover (19) in 2013
- ▶ Served in various coaching roles at Oregon (2007-12, 2015-16)



ANDREW BREINER

PASS GAME ANALYST

NFL Experience: 1st season (1st with Eagles)
College: Lock Haven
Hometown: Hummelstown, PA

- ▶ Joined the Eagles' coaching staff as a pass game analyst during the 2020 offseason after spending the previous two years (2018-19) as Mississippi State's passing game coordinator/QBs coach
- ▶ In his first season at Mississippi State, the Bulldogs passed for 2,259 yards and 22 TDs and were led by the SEC's all-time leading rusher at quarterback, **Nick Fitzgerald**
- ▶ Served as the head coach at Fordham University from 2016-17. Went 8-3 in his first season, which marked the most wins by a first-year head coach in the school's modern era. The Rams also ranked 4th in the FCS in both total offense (498.2 ypg) and scoring offense (40.1 ppg) during the 2016 season
- ▶ Coordinated Fordham's offense from 2012-15 and ranked in the Top 10 in the FCS in nearly every category in that span
- ▶ From 2009-11, worked with UConn's offensive staff in all phases of research and development and was part of a staff that helped the Huskies to the 2010 Big East Championship and an appearance in the 2011 Tostitos Fiesta Bowl
- ▶ Assisted Allegheny College's coaching staff for two seasons, working with the QBs in 2008 and WRs in 2007. Began his coaching career in 2006 at his alma mater, Lock Haven University
- ▶ Born in Pennsylvania and played WR at Lock Haven University

COACHING STAFF



MIKE BARTRUM

ASSISTANT TIGHT ENDS

NFL Experience: 2nd season (2nd with Eagles)

College: Marshall

Hometown: Pomeroy, OH

- ▶ Joined Philadelphia's staff as an assistant TE's coach in 2019
- ▶ In 2019, **Zach Ertz** and **Dallas Goedert** were vital to the success of the Eagles' offense. Ertz was selected to third consecutive Pro Bowl after ranking 3rd among NFL TE's in catches (88), 4th in receiving yards (916) and T-4th in receiving TDs (6). Goedert also posted Top 10 finishes among TE's in each of those categories
- ▶ Prior to joining Philadelphia's coaching staff, served as the head football coach at Meigs High School in Pomeroy, OH
- ▶ Originally signed with the Kansas City Chiefs in 1993 as an undrafted free agent out of Marshall University and went on to play 13 seasons in the NFL, including the final seven as an Eagle
- ▶ Predominantly a long snapper during his NFL career, saw action in 188 career games (including postseason) and was a part of 10 playoff teams, appeared in five conference championship games and played in two Super Bowls. Also garnered Pro Bowl honors following the 2005 season
- ▶ Signed with Philadelphia as a free agent in 2000 and went on to play in four consecutive NFC Championship games and Super Bowl XXXIX during his first five seasons with the Eagles. During that stretch, snapped for K **David Akers**
- ▶ Totaled 109 catches for 1,187 yards and 10 TDs at Marshall



MATTHEW HARPER

ASSISTANT WIDE RECEIVERS

NFL Experience: 8th season (8th with Eagles)

College: Oregon

Hometown: Union City, CA

- ▶ Named the Eagles' assistant WR's coach in 2019. Originally joined Philadelphia's staff in 2013 and previously served as an assistant special teams coach (2013-14, 2016-18) and assistant DB's coach (2015) before transitioning to his current post
- ▶ In his first season working with the Eagles' WR's in 2019, helped guide undrafted free agent **Greg Ward** to a breakout year. Ward, who began the season on Philadelphia's practice squad, led the team's wideouts in receptions (28) and receiving yards (254) over the last 6 games of the regular season
- ▶ In 2018, **Cameron Johnston** set single-season team records in both gross (48.2) and net (42.7) punting averages, while ranking 3rd and 4th in the NFL, respectively, in each category
- ▶ **Jake Elliott** enjoyed a historic rookie campaign in 2017, kicking the longest regular-season (61 yards) and postseason (53 yards) FGs in franchise history as well as the longest FGs (42 and 46 yards) by a rookie in Super Bowl history in **Super Bowl LII**
- ▶ In 2014, the Eagles ranked 1st in Rick Gosselin's *Dallas Morning News* special teams rankings (NFL-high 7 special teams TDs)
- ▶ Played collegiately at Oregon (2006-07) and the City College of San Francisco (2004-05). Also began his coaching career at the City College of San Francisco (2008) and Oregon (2009-12)



ROY ISTVAN

ASSISTANT OFFENSIVE LINE

NFL Experience: 2nd season (2nd with Eagles)

College: Southern Connecticut State

Hometown: Wallingford, PA

- ▶ Brought on as the assistant OL coach during the 2019 offseason
- ▶ In 2019, helped guide an Eagles OL that sent three of its starters to the Pro Bowl – **Brandon Brooks**, **Jason Kelce** (first-team All-Pro) and **Lane Johnson** – marking the just the fourth time in team history the Eagles sent three offensive linemen to the Pro Bowl
- ▶ Served as the assistant HC, offensive coordinator and OL coach at Keiser University (Fort Lauderdale, FL) during the school's inaugural football season in 2018
- ▶ Worked as the offensive coordinator and OL coach at Cornell University for three seasons (2014-16)
- ▶ From 2008-13, coached the OL at the University of Rhode Island and took on the added responsibility of offensive coordinator during his final three seasons (2011-13)
- ▶ Spent five seasons with the University of Buffalo (2001-05). In his first three years with the Bulls, served as the team's run game coordinator/OL coach prior to being named the offensive coordinator during the 2004-05 seasons
- ▶ Began his coaching career in 1990 as a graduate assistant at Southern Connecticut State, where he worked alongside **Jeff Stoutland**, who served as the Owls offensive coordinator
- ▶ Also played under Stoutland at Southern Connecticut State



NATHAN OLLIE

ASSISTANT DEFENSIVE LINE

NFL Experience: 2nd season (2nd with Eagles)

College: Ball State

Hometown: Chicago, IL

- ▶ Hired as Philadelphia's assistant DL coach in 2019
- ▶ With the Eagles in 2019, helped DT **Fletcher Cox** earn his fifth career Pro Bowl honor after he anchored Philadelphia's defensive front to a 3rd-place finish in rushing defense (90.4 ypg). **Brandon Graham** led the team with 8.5 sacks (2nd-highest total of his career) while **Derek Barnett** (6.5) and **Josh Sweat** (5.0) each improved to post career-high sack numbers
- ▶ Spent the 2018 season as the DL coach at Eastern Kentucky
- ▶ Worked as a graduate assistant at the University of Tennessee from 2015-17, where he helped mentor Barnett
- ▶ Barnett set a new school record with 33.0 career sacks, which surpassed the previous record of 32.0 set by Pro Football Hall of Famer and Eagles legend **Reggie White** (1980-83)
- ▶ Near the end of the 2017 campaign, served as the Volunteers' interim defensive line coach
- ▶ Played on the defensive line at Ball State from 2010-13
- ▶ A three-time All-Mid-American Conference selection, Ollie was a team captain as a senior in 2013 and was also named the team's defensive MVP



RYAN PAGANETTI

ASSISTANT LINEBACKERS/GAME MANAGEMENT

NFL Experience: 6th season (6th with Eagles)

College: Dartmouth

Hometown: Bedford, MA



- ▶ Named assistant LBs coach/game management in 2019
- ▶ Over the last three seasons (2017-19), has worked with **Ken Flajole** assisting with the Eagles' LBs
- ▶ Originally started working with the position group in 2017 as a coaching assistant and was then promoted to defensive quality control/assistant LBs during the 2018 season. In 2019, took on the added responsibility of game management
- ▶ In 2017, helped Philadelphia's coaching efforts to overcome the loss of LB **Jordan Hicks** due to injury in Week 7 by preparing **Nigel Bradham** to take over the radio and call the defense. Bradham led all Eagles LBs with 85 tackles and a career-high 8 PDs in the regular season, while adding 12 tackles and 1.0 sack during the team's **Super Bowl LII**-winning postseason run
- ▶ Prior to his work with the Eagles, spent three seasons (2012-14) as an assistant coach at the Belmont Hill School (Belmont, MA)
- ▶ Served as a scouting intern for the Dallas Cowboys in 2013
- ▶ Played running back at Dartmouth College



LUKE THOMPSON

ASSISTANT SPECIAL TEAMS

NFL Experience: 2nd season (2nd with Eagles)

College: Assumption College

Hometown: Worcester, MA

- ▶ Joined the Eagles' coaching staff as an assistant special teams coach during the 2019 offseason
- ▶ Helped guide **Rick Lovato** to his first Pro Bowl selection in 2019 after helping **Jake Elliott** establish a career-high 84.6% FG percentage and **Cameron Johnston** produce Top 10 finishes in gross (46.4, 9th) and net (42.3, 8th) punting averages. Lovato became just the third Pro Bowl long snapper in franchise history
- ▶ Coached in the collegiate ranks for 20 years
- ▶ Prior to the Eagles, served as Lafayette College's defensive coordinator and LBs coach from 2017-18. In his first season with Lafayette, the Leopards defense averaged 15.8 points allowed per game in Patriot League play and led the league in takeaways
- ▶ Had two coaching stints at Georgetown University. Originally joined the Hoyas staff as a special teams coordinator/LBs coach from 2006-11, and then returned from 2014-16 as the program's defensive coordinator/LBs coach
- ▶ Between stints at Georgetown, served as the special teams coordinator and LBs coach for Army from 2012-13
- ▶ A graduate of Assumption College, began his coaching career in 1998 as the OL/TEs coach at Bowdoin College. Also coached at Holy Cross, Amherst College and Harvard University



JOE PANNUNZIO

DIRECTOR OF TEAM DEVELOPMENT

NFL Experience: 4th season (4th with Eagles)

College: Southern Colorado

Hometown: Pueblo, CO

- ▶ Re-joined the Eagles' coaching staff as the team's director of team development during the 2019 offseason after serving as the special teams coordinator/TEs coach (2017) and RBs coach (2018) at the University of Alabama. Worked as Philadelphia's director of personnel operations from 2015-16
- ▶ Before entering the NFL, spent four years (2011-14) as Alabama's director of football operations
- ▶ Worked as the TEs coach/special teams coordinator at the University of Miami (FL) from 2006-10. With the Hurricanes, tutored players such as **Greg Olsen** and **Jimmy Graham**
- ▶ Served as the head coach at Murray State from 2000-05 and captained the Racers to the 2002 Ohio Valley championship and an NCAA Subdivision playoff appearance
- ▶ Coached under **Tommy Tuberville** at both Auburn (1999) and Mississippi (19985-98), working with the TEs and special teams units with both programs. Also served in the same capacity under **Jim Wacker** at Minnesota (1992-94). Held the title of OL/TEs/special teams coach under Wacker at TCU (1990-91)
- ▶ Held two stints at Mesa (CO) College (1982-84, 1987-90)
- ▶ Began his coaching career as the WRs coach at his alma mater, Southern Colorado, in 1981



NICK WILLIAMS

COACHES ASSISTANT

NFL Experience: 3rd season (3rd with Eagles)

College: Humboldt State

Hometown: Rocklin, CA

- ▶ Hired as a coaches assistant during the 2018 offseason and has spent each of the last three years with the Eagles in that role
- ▶ Joined Philadelphia following a three-year stint with the coaching staff at his alma mater Humboldt State (Arcata, CA)
- ▶ Began his coaching career as a RBs coach at Humboldt State in 2015, when the Lumberjacks won the Great Northwest Athletic Conference championship and also advanced to the Division II playoffs for the first time in over 40 years
- ▶ Transitioned to working as Humboldt State's WRs coach in 2016 and then served as the program's WRs and RBs coach in 2017
- ▶ Played collegiately as a WR at Humboldt State from 2011-13 and was a member of the 2011 GNAC championship team



PLAYER BIOS



FRONT OFFICE & COACHING STAFF

PLAYER BIOS

ROSTER BREAKDOWN

2020 EAGLES STATISTICS

RECORD BOOK

OFF THE FIELD



J.J. ARCEGA-WHITESIDE 19 | WR



Height: 6-2 **Weight:** 225 **DOB:** Dec. 31, 1996 (Age 23) *(pronounced are-THAY-guh)*
NFL Experience: 2nd Year (2nd with Eagles) **Draft:** D2b-19 (57th overall) by PHI
College: Stanford **Hometown (HS):** Roebuck, SC (Dorman)

CAREER STATISTICS

Year	Team	GP/S	RECEIVING					OFF SNAPS	
			Rec	Yds	Avg	Lg	TD	No	Pct
2019	Philadelphia	16/5	10	169	16.9	30	1	492	42%
2020	Philadelphia	6/0	2	45	22.5	37	0	95	19%
Totals		22/5	12	214	17.8	37	1	---	---

PLAYOFFS

2019	Philadelphia	1/0	0	0	---	---	0	12	17%
Totals		1/0	0	0	---	---	0	---	---

ADDITIONAL STATISTICS

Fumble Recovery: 2 - 12/15/19 at Was. , 10/18/20 vs. Bal

CAREER HIGHS

Receptions	2	3x; last: 12/22/19 vs Dal
Receiving Yards	43	11/24/19 vs Sea
Receiving Long	30	11/24/19 vs Sea
Receiving TDs	1	12/01/19 at Mia

2020 GAME-BY-GAME STATISTICS (PHI)

Date	Opp	GP/S	RECEIVING					SNAPS	
			Rec	Yds	Avg	Lg	TD	No	Pct
Sep 13	at Was	L 1/0	0	0	---	---	0	28	41%
Sep 20	LAR	L 1/0	0	0	---	---	0	16	23%
Sep 27	Cin	T 1/0	0	0	---	---	0	18	20%
Oct 4	at SF	W 0/0	INACTIVE (CALF)						
Oct 11	at Pit	L 1/0	1	37	37.0	37	0	8	14%
Oct 18	Bal	L 1/0	0	0	---	---	0	12	17%
Oct 22	NYG	W 1/0	1	8	8.0	8	0	13	16%
Nov 1	Dal								
Nov 15	at NYG								
Nov 22	at Cle								
Nov 30	Sea								
Dec 6	at GB								
Dec 13	NO								
Dec 20	at Ari								
Dec 27	at Dal								
Jan 3	Was								
Totals		6/0	2	45	22.5	37	0	95	19%

2020 SEASON - EAGLES

2019 SEASON - EAGLES

- Finished his rookie season with 10 receptions for 169 yards (16.9 avg.) and 1 TD, including 4 catches for 20+ yards
- Caught his first career TD on a 15-yard pass from **Carson Wentz** that gave the Eagles a 21-14 lead with 6 seconds remaining in the first half at Mia. (12/1/19)

COLLEGE HIGHLIGHTS

- Totalled 135 receptions for 2,219 yards (16.4 avg.) and 28 TDs in 33 career games. Finished with the 2nd-most receiving TDs in school history, behind **Ken Margerum** (30, 1977-80)
- Garnered All-Pac-12 honors after tying for the 3rd-most receiving TDs (14) among NCAA FBS players and producing the 3rd-most receiving yards (1,059) in the conference as a senior. Led his team with a career-high 63 receptions
- Earned All-Pac-12 honorable mention accolades following his sophomore season in 2017, when he posted a team-high 48 receptions for 781 yards (16.3 avg.) and 9 TDs
- Produced 24 receptions for 379 yards (15.8 avg.) and a team-leading 5 TDs in 12 games as a redshirt freshman in 2016

TRANSACTIONS

2019 Drafted by PHI in 2nd round (57th overall)
Signed 4-year contract





GENARD AVERY 58 | DE



Height: 6-0 **Weight:** 250 **DOB:** April 26, 1995 (Age 25) *(pronounced juh-NARD)*

NFL Experience: 3rd Year (2nd with Eagles) **Draft:** D5-18 (150th overall) by CLE **Acquired:** T-CLE-19

College: Memphis **Hometown (HS):** Grenada, MS (Grenada)

CAREER STATISTICS

Year	Team	GP/S	TACKLES					PASS DEFENSE						FUMBLES			DEF SNAPS	
			Total	Solo	Asst	TFL	Sacks	Int	Yds	Lg	TD	PD	QPH	FF	FR	Yds	No	Pct
2018	Cleveland	16/5	39	29	10	5	4.5	0	0	--	0	4	14	1	1	5	684	58%
2019	Cleveland	2/0	1	1	0	0	0.0	0	0	--	0	0	0	0	0	0	5	1%
	Philadelphia	8/0	2	1	1	1	0.5	0	0	--	0	0	1	0	0	0	33	3%
	Totals	10/0	3	2	1	1	0.5	0	0	--	0	0	1	0	0	0	---	---
2020	Philadelphia	6/0	6	3	3	1	1.5	0	0	--	0	0	6	0	0	0	68	14%
Totals		31/5	48	34	14	7	6.5	0	0	--	0	4	21	1	1	5	---	---

PLAYOFFS

2019	Philadelphia	0/0	0	0	0	0	0.0	0	0	--	0	0	0	0	0	0	0	0%
Totals		0/0	0	0	0	0	0.0	0	0	--	0	0	0	0	0	0	---	---

ADDITIONAL STATISTICS

Special Teams Tackles: 6 - 2020 (2), 2019 (3), 2018 (1)

CAREER HIGHS

Tackles	4	5x, last: 12/23/18 vs. Cin.
Sacks	1.0	5x, last: 10/4/20 at SF
INTs	--	---
PDs	1	5x, last: 10/18/20 vs. Bal.
FFs	1	9/9/18 vs. Pit.
FRs	1	10/21/18 at TB

2020 SEASON - EAGLES



2019 SEASON - BROWNS & EAGLES

- ▶ Played in 147 special teams snaps (32%) and totaled 3 special teams tackles with the Eagles. Saw action in 33 defensive snaps (3%) and recorded 3 tackles (2 solo), 1 TFL and 0.5 sacks

2018 SEASON - BROWNS

- ▶ Finished with the 7th-most sacks (4.5, tied) by an NFL rookie. Also produced 39 tackles (29 solo), 5 TFLs, 4 PDs, 1 FF and 1 FR
- ▶ Recovered a fumble in his first career start at TB (10/21/18)
- ▶ With less than one minute remaining in overtime, strip-sacked Steelers QB **Ben Roethlisberger** in his NFL debut at Pit. (9/9/18). The fumble was recovered by **Joe Schobert** to preserve the tie

COLLEGE HIGHLIGHTS

- ▶ Played in 50 career games (34 starts) at Memphis and finished with 232 tackles, 7 PDs, 4 FFs and 1 FR. Also returned 2 INTs for TDs
- ▶ Ranked 2nd in school history with 45.5 career TFLs as well as 3rd all-time with 21.5 career sacks
- ▶ As a senior in 2017, registered 7.0 sacks and established a Memphis single-season record with 22 TFLs. Posted 2 INT-TDs and led the team with 5.0 sacks as a junior in 2016

TRANSACTIONS

- 2018** Drafted by CLE in 5th round (150th overall)
Signed 4-year contract
- 10/28/19** Acquired by PHI from CLE in exchange for an undisclosed draft choice in 2021





2020 GAME-BY-GAME STATISTICS (PHI)

Date	Opp		GP/S	Tot	Solo	Sk	Int	PD	FF	FR	Snap	Pct
Sep 13	at Was	L	1/0	3	0	0.5	0	0	0	0	20	29%
Sep 20	LAR	L	0/0	INACTIVE								
Sep 27	Cin	T	1/0	1	1	0.0	0	0	0	0	11	15%
Oct 4	at SF	W	1/0	1	1	1.0	0	0	0	0	16	22%
Oct 11	at Pit	L	1/0	1	1	0.0	0	0	0	0	14	19%
Oct 18	Bal	L	1/0	0	0	0.0	0	1	0	0	7	10%
Oct 22	NYG	W	1/0	0	0	0.0	0	0	0	0	0	0%
Nov 1	Dal											
Nov 15	at NYG											
Nov 22	at Cle											
Nov 30	Sea											
Dec 6	at GB											
Dec 13	NO											
Dec 20	at Ari											
Dec 27	at Dal											
Jan 3	Was											
Totals			6/0	6	3	1.5	0	1	0	0	68	14%





DEREK BARNETT 96 | DE



Height: 6-3 **Weight:** 259 **DOB:** June 25, 1996 (Age 24)

NFL Experience: 4th Year (4th with Eagles) **Draft:** D1-17 (14th overall) by PHI

College: Tennessee **Hometown (HS):** Brentwood, TN (Brentwood Academy)

Super Bowl Champion: LII

CAREER STATISTICS

Year	Team	GP/S	TACKLES					PASS DEFENSE						FUMBLES			DEF SNAPS	
			Total	Solo	Asst	TFL	Sacks	Int	Yds	Lg	TD	PD	QPH	FF	FR	Yds	No	Pct
2017	Philadelphia	15/0	25	18	7	9	5.0	0	0	--	0	0	32	1	2	0	424	41%
2018	Philadelphia	6/6	19	13	6	4	2.5	0	0	--	0	0	15	0	0	0	235	23%
2019	Philadelphia	14/14	40	27	13	11	6.5	0	0	--	0	0	32	2	0	0	712	69%
2020	Philadelphia	6/3	17	12	5	5	3.5	0	0	--	0	0	9	0	0	0	241	49%
Totals		40/23	101	70	31	29	17.5	0	0	--	0	0	88	3	2	0	---	---

PLAYOFFS

2017	Philadelphia	3/0	3	3	0	1	1.0	0	0	--	0	0	8	1	1	-3	83	40%
2018	Philadelphia	0/0	INJURED RESERVE (SHOULDER) (10/25/18)															
2019	Philadelphia	1/1	3	1	2	0	0.0	0	0	--	0	0	3	0	0	0	56	88%
Totals		4/1	6	4	2	1	1.0	0	0	--	0	0	11	1	1	-3	---	---

ADDITIONAL STATISTICS

Fumble Recovery TD: 1 - 12/25/17 vs. Oak. **Blocked FG:** 1 - 10/29/17 vs. SF (49ers K Robbie Gould) **Blocked FG Recovery:** 1 - 10/29/17 vs. SF

Blocked PAT: 2 - 10/27/19 at Buf. (Bills K Stephen Hauschka) & 12/17/17 at NYG (Giants K Aldrick Rosas)

CAREER HIGHS

Tackles	6	2x, last: 12/1/19 at Mia.
Sacks	2.0	4x, last: 9/27/20 vs. Cin.
INTs	--	---
PDs	--	---
FFs	1	4x, last: 10/27/19 at Buf.
FRs	1	3x, last: 2/4/18 at NE (SB)

CAREER HIGHLIGHTS

- Named to the **PFWA All-Rookie Team** in 2017 after producing the most sacks (5.0) by an Eagles rookie since **Fletcher Cox** (5.5) during the 2012 season
- Delivered on one of the most important plays in Eagles history when he recovered the fumble on **Brandon Graham's** fourth-quarter strip-sack of Patriots QB **Tom Brady** in **Super Bowl LII**. The takeaway set up a 46-yard FG by **Jake Elliott** that gave the Eagles a 41-33 lead with 1:05 remaining in the game

2020 SEASON - EAGLES

- Recorded a career-high-tying 2.0 sacks vs. Cin. (9/27/20). Also finished with 4 tackles (2 TFLs) and 2 QB pressures and hits

2019 SEASON - EAGLES

- Produced career highs in tackles (40), TFLs (11), sacks (6.5), QB pressures and hits (32, tied) and FFs (2)
- His 6.5 sacks and 11 TFLs ranked 2nd on the Eagles defense, trailing only **Brandon Graham** (8.5 sacks, 18 TFLs) in each category. Also ranked 4th on the team in QB pressures and hits, behind **Fletcher Cox** (34), **Vinny Curry** (34) and **Graham** (34)
- Brought down Giants QB **Daniel Jones** twice in the 34-17, division-clinching win at NYG (12/29/19)
- Combined with **Fletcher Cox** to sack and force a fumble against Bills QB **Josh Allen** in the 31-13 victory at Buf. (10/27/19). Also blocked a PAT attempt by Bills K **Stephen Hauschka**

2018 SEASON - EAGLES

- Totaled 19 tackles (13 solo), 4 TFLs, 2.5 sacks and 15 QB pressures and hits before being placed on Injured Reserve
- Registered 1.5 sacks against Colts QB **Andrew Luck** in the 20-16 win vs. Ind. (9/23/18)

2017 SEASON - EAGLES

- Named to the **PFWA All-Rookie Team** after producing the most sacks (5.0) by an Eagles rookie since **Fletcher Cox** (5.5) in 2012





2020 GAME-BY-GAME STATISTICS (PHI)

Date	Opp	GP/S	Tot	Solo	Sk	Int	PD	FF	FR	Snap	Pct
Sep 13	at Was	L	0/0	INACTIVE (HAMSTRING)							
Sep 20	LAR	L	1/0	4	3	0.0	0	0	0	33	48%
Sep 27	Cin	T	1/0	4	4	2.0	0	0	0	38	53%
Oct 4	at SF	W	1/0	4	2	0.5	0	0	0	43	59%
Oct 11	at Pit	L	1/1	2	1	0.0	0	0	0	49	65%
Oct 18	Bal	L	1/1	1	1	0.0	0	0	0	40	55%
Oct 22	NYG	W	1/1	2	1	1.0	0	0	0	38	63%
Nov 1	Dal										
Nov 15	at NYG										
Nov 22	at Cle										
Nov 30	Sea										
Dec 6	at GB										
Dec 13	NO										
Dec 20	at Ari										
Dec 27	at Dal										
Jan 3	Was										
Totals			6/3	17	12	3.5	0	0	0	241	49%

- Delivered on one of the most important plays in Eagles history when recovered the fumble on **Brandon Graham's** fourth-quarter strip-sack of Patriots QB **Tom Brady** in **Super Bowl LII**. The take-away set up a 46-yard FG by **Jake Elliott** that gave the Eagles a 41-33 lead with 1:05 remaining in the game
- Strip-sacked QB **Case Keenum** (recovered by **Chris Long**) to halt a Vikings red zone drive in the NFC Championship win vs. Min. (1/21/18). Became the first Eagles rookie to record a strip-sack in a playoff game since **Derrick Burgess** on 1/27/02 at St. Louis (Rams QB **Kurt Warner**). The takeaway set up a 76-yard TD drive that gave the Eagles a 21-7 advantage
- Capped off the Eagles' 19-10 victory vs. Oak. (12/25/17) with a 23-yard fumble recovery TD as time expired. Became the first Eagles rookie to register a fumble recovery TD since **Brian Rolle** on 11/7/11 vs. Chicago (22-yard TD)
- Blocked a PAT attempt by Giants K **Aldrick Rosas** in the 34-29 win at NYG (12/17/17). According to Elias Sports, the Eagles became the first NFL team to block a punt, FG and PAT in the same game since the Buffalo Bills on 11/24/91 at New England (blocked 2 FGs, 1 PAT and 1 punt)
- Led the Eagles with a career-high-tying 2.0 sacks in the 37-9 victory at Dal. (11/19/17), including his first career strip-sack (Cowboys QB **Dak Prescott**) that resulted in a 37-yard fumble recovery TD by **Nigel Bradham**
- Blocked and recovered a 49ers K **Robbie Gould** FG attempt in the third quarter of the 33-10 win vs. SF (10/29/17)
- Posted a career-high 2.0 sacks vs. Was. (10/23/17)
- Recovered his first career fumble after **Chris Long** strip-sacked Chargers QB **Philip Rivers** at LAC (10/1/17)



COLLEGE HIGHLIGHTS

- Played in 39 games (36 starts) during his three-year career at Tennessee, where he set a new school record with 33.0 career sacks. Surpassed the previous record of 32.0 set by Pro Football Hall of Famer and Eagles legend **Reggie White** (1980-83)
- Compiled 52 TFLs in his career, finishing 2nd all-time in school history behind **Leonard Little** (53 from 1995-97)
- Earned first-team All-America honors from the *Associated Press* as a junior in 2016 after registering a career-high 13.0 sacks with 56 total tackles, 19 TFLs, 16 hurries and 2 FFs
- Named second-team All-SEC by the *Associated Press* after leading the team with 10.0 sacks as a sophomore in 2015
- Named second-team All-SEC by the *Associated Press* as a freshman in 2014. Earned Freshman All-America honors and was selected to the Freshman All-SEC team. Set true-freshman school records with 10.0 sacks and 20.5 TFLs

TRANSACTIONS

- 2017** Drafted by PHI in 1st round (14th overall)
Signed 4-year contract
- 10/25/18** Placed on Injured Reserve (shoulder)



SHAUN BRADLEY 54 | LB



Height: 6-1 **Weight:** 240 **DOB:** April 8, 1997 (Age 23)

NFL Experience: Rookie (1st with Eagles) **Draft:** D6a-20 (196th overall) by PHI

College: Temple **Hometown (HS):** Mount Holly, NJ (Rancocas Valley)

CAREER STATISTICS

Year	Team	GP/S	TACKLES					PASS DEFENSE						FUMBLES			DEF SNAPS	
			Total	Solo	Asst	TFL	Sacks	Int	Yds	Lg	TD	PD	QPH	FF	FR	Yds	No	Pct
2020	Philadelphia	7/0	3	2	1	1	0.0	0	0	--	0	0	0	0	0	0	47	10%
Totals		7/0	3	2	1	1	0.0	0	0	--	0	0	0	0	0	0	---	---

ADDITIONAL STATISTICS

Special Teams Tackles: 6 - 2020 (6)

CAREER HIGHS

Tackles	1	3x, last: 10/18/20 vs Bal.
Sacks	--	---
INTs	--	---
PDs	--	---
FFs	--	---
FRs	--	---

2020 GAME-BY-GAME STATISTICS (PHI)

Date	Opp	GP/S	Tot	Solo	Sk	Int	PD	FF	FR	Snap	Pct
Sep 13	at Was	L	1/0	1	1	0.0	0	0	0	8	11%
Sep 20	LAR	L	1/0	0	0	0.0	0	0	0	0	0%
Sep 27	Cin	T	1/0	0	0	0.0	0	0	0	0	0%
Oct 4	at SF	W	1/0	0	0	0.0	0	0	0	2	3%
Oct 11	at Pit	L	1/0	1	1	0.0	0	0	0	4	5%
Oct 18	Bal	L	1/0	1	0	0.0	0	0	0	32	44%
Oct 22	NYG	W	1/0	0	0	0.0	0	0	0	1	2%
Nov 1	Dal										
Nov 15	at NYG										
Nov 22	at Cle										
Nov 30	Sea										
Dec 6	at GB										
Dec 13	NO										
Dec 20	at Ari										
Dec 27	at Dal										
Jan 3	Was										
Totals		7/0	3	2	0.0	0	0	0	0	47	10%

2020 SEASON - EAGLES



COLLEGE HIGHLIGHTS

- ▶ Totaled 256 tackles, 22 TFLs, 8 PDs, 3 INTs, 3 FFs, 1.0 sack and 1 FR in 50 career games
- ▶ Named to the Chuck Bednarik Award and Bronko Nagurski Trophy watch lists in 2019. Recorded a team-leading, career-high 87 tackles with 8 TFLs, 3 PDs, 1 FF and 1 FR
- ▶ Finished his 2018 campaign with 78 tackles, 4 TFLs, 3 PDs, 2 INTs and 1.0 sack, earning All-AAC second-team recognition
- ▶ Collected ECAC All-East first-team honors in 2017 after leading the Owls in tackles (85). Also contributed 10 TFLs, 2 PDs, 1.0 sack, 1 INT and 1 FF

TRANSACTIONS

2020 Drafted by PHI in 6th round (196th overall)
Signed 4-year contract





BRANDON BROOKS 79 | G



Height: 6-5 **Weight:** 335 **DOB:** Aug. 19, 1989 (Age 31)

NFL Experience: 9th Year (5th with Eagles) **Draft:** D3b-12 (76th overall) by HOU **Acquired:** FA-HOU-16

College: Miami (Ohio) **Hometown (HS):** Milwaukee, WI (Riverside University)

Pro Bowl: 2018, '19, '20 **Super Bowl Champion:** LII

CAREER STATISTICS

Year	Team	GP/S	STARTS		OFF SNAPS	
			LG	RG	No	Pct
2012	Houston	6/0	0	0	110	10%
2013	Houston	15/15	0	15	1,043	93%
2014	Houston	15/15	0	15	985	89%
2015	Houston	14/14	1	13	981	83%
2016	Philadelphia	14/14	0	14	991	87%
2017	Philadelphia	16/16	0	16	1,077	95%
2018	Philadelphia	16/16	0	16	1,087	99%
2019	Philadelphia	16/16	0	16	1,064	90%
2020	Philadelphia	0/0	0	0	0	0%
Totals		112/106	1	105	---	---
PLAYOFFS						
2012	Houston	2/0	0	0	63	40%
2015	Houston	1/1	0	1	64	100%
2017	Philadelphia	3/3	0	3	207	100%
2018	Philadelphia	2/2	0	2	82	69%
2019	Philadelphia	0/0	INJURED RESERVE (SHOULDER) (1/1/20)			
Totals		8/6	0	6	---	---

CAREER HIGHLIGHTS

- ▶ In 2019, started all 16 regular-season games and earned his third-consecutive **Pro Bowl** nod
- ▶ Started all 16 regular-season games and both of the team's post-season contests in 2018. Capped the year with **Pro Bowl** honors for the second-consecutive season
- ▶ Earned his first career **Pro Bowl** nod after playing an integral role on the Eagles' **Super Bowl LII**-winning offensive line. In 2017, helped the team rank 3rd in the NFL in offensive points (414, tied) and rushing offense (132.2) and 7th in total offense (365.8)
- ▶ Started 14 games at right guard with the Eagles in 2016
- ▶ In 2015, started 14 games for Houston, opening 13 contests at right guard and 1 at left guard. Also started the Texans' Wild Card game vs. KC (1/9/16)
- ▶ Opened 15 games for the Texans at right guard in 2014 and paved the way for the Texans ground game to accumulate 2,161 yards, the 2nd-most rushing yards in a single season in franchise history and the 5th-highest total in the NFL that season. Was part of an offensive line that surrendered just 26 sacks, marking the 4th-best total in the NFL
- ▶ Became a full-time starter in 2013 and opened 15 contests for the Texans at right guard

COLLEGE HIGHLIGHTS

- ▶ Started 41 of the 45 games he played for the Miami University (Ohio) RedHawks and was a three-time All-Mid-American Conference selection. Registered 287 knockdowns and 47 TD-resulting blocks, including 35 TD-resulting blocks on the RedHawks' 40 rushing TDs during his career
- ▶ Made the switch to right guard for his senior season (2011) and started all 12 games, earning an appearance in the East-West Shrine Game
- ▶ Missed the beginning of his junior season (2010) with an injury, but returned to start two games at left tackle and four games at left guard, helping the RedHawks go 6-0 in those contests. Despite the injury, earned All-MAC second-team honors for a second-consecutive season
- ▶ As a sophomore in 2009, earned second-team All-MAC honors after starting 12 games at left tackle and registering 12 touch-down-resulting blocks
- ▶ Was named the RedHawks Freshman of the Year as a redshirt freshman in 2008 after he started all 12 games at left guard and recorded 70 knockdowns

TRANSACTIONS

2012	Drafted by HOU in 3rd round (76th overall) <i>Signed 4-year contract</i>
3/9/16	Agreed to terms with PHI on a 5-year contract
11/11/19	Signed by PHI to 4-year contract extension
1/1/20	Placed on Injured Reserve (shoulder)
8/4/20	Placed on Active/Physically Unable to Perform
9/5/20	Placed on Reserve/Physically Unable to Perform





HAKEEM BUTLER 89 | TE



Height: 6-5 **Weight:** 227 **DOB:** May 16, 1996 (Age 24)

NFL Experience: 1st Year (1st with Eagles) **Draft:** D4-19 (103rd overall) by ARI **Acquired:** PS-Car-20

College: Iowa State **Hometown (HS):** Fort Bend, TX (Travis)

CAREER STATISTICS

Year	Team	GP/S	RECEIVING					OFF SNAPS	
			Rec	Yds	Avg	Lg	TD	No	Pct
2020	Philadelphia	2/0	0	0	---	---	0	1	1
Totals		2/0	0	0	---	---	0	---	---

CAREER HIGHS

Receptions	--	---
Receiving Yards	--	---
Receiving Long	--	---
Receiving TDs	--	---

2020 GAME-BY-GAME STATISTICS (PHI)

				RECEIVING					SNAPS	
Date	Opp		GP/S	Rec	Yds	Avg	Lg	TD	No	Pct
NOT ON NFL ROSTER										
Sep 20	at TB	L	---	PANTHERS PRACTICE SQUAD						
Sep 27	at LAC	W	---	PANTHERS PRACTICE SQUAD						
SIGNED BY EAGLES FROM PANTHERS PRACTICE SQUAD (9/29/20)										
Oct 4	at SF	W	0/0	INACTIVE						
Oct 11	at Pit	L	0/0	INACTIVE						
Oct 18	Bal	L	1/0	0	0	0	0	0	0	0
Oct 22	NYG	W	1/0	0	0	0	0	0	1	1%
Nov 1	Dal									
Nov 15	at NYG									
Nov 22	at Cle									
Nov 30	Sea									
Dec 6	at GB									
Dec 13	NO									
Dec 20	at Ari									
Dec 27	at Dal									
Jan 3	Was									
Totals			2/0	0	0	---	--	0	1	1%

2020 SEASON - EAGLES


COLLEGE HIGHLIGHTS

- ▶ Totaled 110 receptions for 2,149 yards (4th in program history) and 18 TDs (3rd) in 37 games. Also registered 8 career 100+ yard performances, tied for the 2nd-best total in Iowa State history
- ▶ Finished his college career with a reception in 28 consecutive games, the 3rd-longest streak in program history
- ▶ Received second-team All-America, first-team All-Big 12 and *USA Today* All-Bowl Team recognition with 60 receptions for a school-record 1,318 yards and 9 TDs (2nd in program history) in 13 games (all starts) as a junior in 2018. Averaged 22.0 yards per catch, which set a single-season school record and ranked 3rd in the nation. Also a member of the Biletnikoff Award watch list and a semifinalist for the Earl Campbell Tyler Rose Award

TRANSACTIONS

- 2019** Drafted by ARI in 4th round (103rd overall)
Signed 4-year contract
- 8/25/19** Placed on Reserve/Injured (hand)
- 9/4/20** Waived by ARI
- 9/18/20** Signed by CAR to practice squad
- 9/29/20** Signed by PHI from CAR practice squad





COREY CLEMENT 30 | RB



Height: 5-10 **Weight:** 220 **DOB:** Nov. 2, 1994 (Age 25) *(pronounced CLEM-int)*
NFL Experience: 4th Year (4th with Eagles) **Draft:** UDFA-17 by PHI
College: Wisconsin **Hometown (HS):** Glassboro, NJ (Glassboro)

Super Bowl Champion: LII

CAREER STATISTICS

Year	Team	GP/S	RUSHING					RECEIVING					TYS	OFF SNAPS	
			Att	Yds	Avg	Lg	TD	Rec	Yds	Avg	Lg	TD		No	Pct
2017	Philadelphia	16/0	74	321	4.3	28	4	10	123	12.3	28	2	444	256	23%
2018	Philadelphia	11/0	68	259	3.8	32	2	22	192	8.7	23	0	451	238	22%
2019	Philadelphia	4/0	0	0	---	---	0	0	0	---	---	0	0	3	1%
2020	Philadelphia	7/0	13	39	3.0	7	0	3	14	4.7	12	0	53	66	13%
Totals		38/0	155	619	4.0	32	6	35	329	9.4	28	2	948	---	---

PLAYOFFS

2017	Philadelphia	3/0	6	33	5.5	14	0	10	139	13.9	55	1	172	61	29%
2018	Philadelphia	0/0	INJURED RESERVE (KNEE) (12/11/18)												
2019	Philadelphia	0/0	INJURED RESERVE (SHOULDER) (10/11/19)												
Totals		3/0	6	33	5.5	14	0	10	139	13.9	55	1	172	---	---

ADDITIONAL STATISTICS

Fumbles/Lost: 4/0 - 2018 (4/0) **Kickoff Returns:** 18-455 - 2019 (3-73), 2018 (13-333), 2017 (2-49) **Punt Returns:** 6-17 - 2018 (6-17) **2-Point Conversions:** 1 - 2017 (1)

Special Teams Fumbles/Lost: 4/2 - 2019 (2/2), 2018 (2/0) **Special Teams Tackles:** 21 - 2020 (6), 2019 (1), 2018 (4), 2017 (10) **Postseason ST Tackles:** 1 - 2017 (1)

CAREER HIGHS

Rush Attempts	16	9/23/18 vs. Ind.
Rushing Yards	56	9/23/18 vs. Ind.
Rushing Long	32	11/25/18 vs. NYG
Rushing TDs	2	11/5/17 vs. Den.
Receptions	5	2x, last: 9/16/18 at TB
Receiving Yards	100	2/4/18 at NE (SB)
Receiving Long	55	2/4/18 at NE (SB)
Receiving TDs	1	3x, last: 2/4/18 at NE (SB)
Scrimmage Yards	108	2/4/18 at NE (SB)
Offensive TDs	3	11/5/17 vs. Den.
Kickoff Returns	4	2x, last: 11/18/18 at NO
Kickoff Return Yards	114	11/18/18 at NO
Kickoff Return Long	48	11/18/18 at NO
All-Purpose Yards	129	11/18/18 at NO

CAREER HIGHLIGHTS

- ▶ Posted a career-high 100 receiving yards in **Super Bowl LII**, including a 22-yard TD reception. Became just the fourth rookie in NFL history with 100+ receiving yards in the Super Bowl, joining **Chris Matthews** (109 - XLIX with Seattle), **Torry Holt** (109 - XXXIV with St. Louis) and **Cris Collinsworth** (107 - XVI with Cincinnati)
- ▶ Fielded the snap on one of the most memorable trick plays in NFL history in **Super Bowl LII**, known as the "Philly Special," when **Nick Foles** caught a TD from **Trey Burton** on fourth down
- ▶ Produced the 2nd-most all-purpose yards (1,367) by an undrafted Eagle in their first three seasons since the 1970 merger, trailing only **Derrick Witherspoon** (1,908, 1995-97)

2020 SEASON - EAGLES



2018 SEASON - EAGLES

- ▶ Totaled career highs in receptions (22), receiving yards (192) and scrimmage yards (451). Also led the team in kickoff return yards (333) and kickoff return average (25.6)
- ▶ Registered a career-long 32-yard run in the second quarter of the 25-22 win vs. NYG (11/25/18). Marked the 2nd-longest play from scrimmage of his career (55-yard reception on 2/4/18 vs. New England in **Super Bowl LII**)
- ▶ Produced career highs in rush attempts (16) and rushing yards (56) in the 20-16 win vs. Ind. (9/23/18)

2017 SEASON - EAGLES

- ▶ Posted a career-high 100 receiving yards in **Super Bowl LII**, including a 22-yard TD reception. Became the fourth rookie in NFL history with 100+ receiving yards in the Super Bowl, joining **Chris Matthews** (109 - XLIX with Seattle), **Torry Holt** (109 - XXXIV with Seattle) and **Cris Collinsworth** (107 - XVI with Cincinnati)





2020 GAME-BY-GAME STATISTICS (PHILADELPHIA)

Date	Opp		GP/S	RUSHING					RECEIVING					TYS	SNAPS	
				Att	Yds	Avg	Lg	TD	Rec	Yds	Avg	Lg	TD		No	Pct
Sep 13	at Was	L	1/0	6	19	3.2	7	0	2	2	1.0	8	0	21	25	37%
Sep 20	LAR	L	1/0	0	0	---	--	0	0	0	---	--	0	0	3	4%
Sep 27	Cin	T	1/0	3	8	2.7	5	0	0	0	---	--	0	8	6	7%
Oct 4	at SF	W	1/0	2	3	1.5	2	0	0	0	---	--	0	3	4	6%
Oct 11	at Pit	L	1/0	0	0	---	--	0	0	0	---	--	0	0	3	5%
Oct 18	Bal	L	1/0	0	0	0	0	0	0	0	0	0	0	0	7	10%
Oct 22	NYG	W	1/0	2	9	4.5	7	0	1	12	12.0	12	0	21	18	22%
Nov 1	Dal															
Nov 15	at NYG															
Nov 22	at Cle															
Nov 30	Sea															
Dec 6	at GB															
Dec 13	NO															
Dec 20	at Ari															
Dec 27	at Dal															
Jan 3	Was															
Totals			7/0	13	39	3.0	7	0	3	14	4.7	12	0	53	66	13%

- Registered a career-long 55-yard reception in **Super Bowl LII** (longest catch by a RB in the Super Bowl since **Kenny King's** 80-yard TD vs. Philadelphia with Oakland in Super Bowl XV)
- Fielded the snap on one of the most memorable trick plays in NFL history in **Super Bowl LII**, known as the "Philly Special," when **Nick Foles** caught a TD from **Trey Burton**
- His 6 offensive TDs in the regular season tied for the 4th-most ever by an Eagles rookie RB, behind **Mel Bleeker** in 1944 (8), **Don Johnson** in 1953 (7) and **Steve Van Buren** in 1944 (7)
- Produced a career-high 3 TDs (2 rushing, 1 receiving) in the 51-23 win vs. Den. (11/5/17). Became the first Eagle with 2+ rushing TDs and 1+ receiving TD in a game since **Brian Westbrook** on 11/27/08 vs. Arizona and the first Eagles rookie since **Don Johnson** on 11/15/53 at Baltimore



COLLEGE HIGHLIGHTS

- A member of the winningest senior class in Wisconsin history (41-13, .759). Rushed for 3,092 yards and 36 TDs on 576 attempts (5.4 avg.) while adding 29 catches for 279 yards and 2 TDs in 43 career games (15 starts)
- Earned first-team All-Big Ten honors after posting career highs with 314 carries for 1,375 yards (4.3 avg.) and 15 TDs in 13 games (all starts) as a senior in 2016
- Finished his senior season with eight 100+ yard rushing games. Rushed for a career-high 164 yards vs. Ohio State (10/15/16) and vs. Penn State (12/3/16)
- As a sophomore in 2014, rushing 147 times for 949 yards (6.5 avg.) and 9 TDs. Combined with **Melvin Gordon** (2,587) to set the single-season FBS record for rushing yards by teammates (3,536)

TRANSACTIONS

2017	Signed by PHI as undrafted free agent
12/11/18	Placed on Injured Reserve (knee)
10/11/19	Placed on Injured Reserve (shoulder)
4/29/20	Agreed to terms with PHI on 1-year contract



FLETCHER COX 91 | DT



Height: 6-4 **Weight:** 310 **DOB:** Dec. 13, 1990 (Age 29)

NFL Experience: 9th Year (9th with Eagles) **Draft:** D1-12 (12th overall) by PHI

College: Mississippi State **Hometown (HS):** Yazoo City, MS (Yazoo City)

All-Pro: 2014, '15, '17, '18 **Pro Bowl:** 2016, '17, '18, '19, '20 **Super Bowl Champion:** LII

CAREER STATISTICS

Year	Team	GP/S	TACKLES					PASS DEFENSE						FUMBLES			DEF SNAPS	
			Total	Solo	Asst	TFL	Sacks	Int	Yds	Lg	TD	PD	QPH	FF	FR	Yds	No	Pct
2012	Philadelphia	15/9	65	46	19	7	5.5	0	0	--	0	2	24	0	0	0	509	49%
2013	Philadelphia	16/16	66	44	22	1	3.0	0	0	--	0	3	21	0	1	3	882	73%
2014	Philadelphia	16/16	70	59	11	7	4.0	0	0	--	0	0	14	1	3	21	921	80%
2015	Philadelphia	16/16	104	80	24	16.5	9.5	0	0	--	0	0	32	3	2	0	983	81%
2016	Philadelphia	16/16	53	34	19	10	6.5	0	0	--	0	4	21	1	1	0	773	76%
2017	Philadelphia	14/14	35	23	12	4	5.5	0	0	--	0	3	34	1	2	20	608	59%
2018	Philadelphia	16/16	53	38	15	15	10.5	0	0	--	0	1	74	1	1	0	830	80%
2019	Philadelphia	16/16	50	31	19	11	3.5	0	0	--	0	1	34	3	1	0	814	79%
2020	Philadelphia	7/7	19	13	6	3	1.5	0	0	--	0	0	11	0	0	0	373	76%
Totals		132/126	515	368	147	76.5	49.5	0	0	--	0	14	264	10	11	44	---	---

PLAYOFFS

2013	Philadelphia	1/1	3	3	0	0	0.0	0	0	--	0	0	0	0	0	0	61	85%
2017	Philadelphia	3/3	13	10	3	2	1.0	0	0	--	0	0	13	0	0	0	178	86%
2018	Philadelphia	2/2	7	4	3	1	0.0	0	0	--	0	0	5	0	0	0	96	68%
2019	Philadelphia	1/1	6	5	1	3	0.0	0	0	--	0	0	4	1	0	0	53	83%
Totals		6/6	23	17	6	3	1.0	0	0	--	0	0	18	0	0	0	---	---

ADDITIONAL STATISTICS

Fumble Recovery TDs: 2 - 9/10/17 at Washington (20 yards); 9/7/14 at Jacksonville (17 yards)

CAREER HIGHS

Tackles	13	12/7/14 vs. Sea.
Sacks	3.0	2x, last: 12/30/18 at Was.
INTs	--	---
PDs	2	10/12/17 at Car.
FFs	2	10/11/15 vs. NO
FRs	1	11x, last: 12/29/19 at NYG

CAREER HIGHLIGHTS

- ▶ Named to the **NFL 2010s All-Decade Team**
- ▶ Is a five-time **Pro Bowl** selection, earning the honor following the 2015-19 seasons. Has received the most Pro Bowl nods by an interior DL in franchise history
- ▶ Earned first-team **All-Pro** honors from the *Associated Press* after producing a career-high 10.5 sacks in 2018. Also voted second-team All-Pro in 2014, 2015 and 2017

NOTES TO KNOW

- ▶ His streak of five straight **Pro Bowls** (2016-20) is tied for the 3rd-longest in Eagles history, behind Pro Football Hall of Famers **Reggie White** (7, 1987-93) and **Pete Pihos** (6, 1951-56)
- ▶ Has registered the most career sacks (49.5) by an interior DL in franchise history
- ▶ Ranks 7th overall on the Eagles' all-time sacks list, trailing only **Reggie White** (124.0, 1985-92), **Trent Cole** (85.5, 2005-14), **Clyde Simmons** (76.0, 1986-93), **Hugh Douglas** (54.5, 1992-2002, '04), **Brandon Graham** (54.0, 2010-) and **Greg Brown** (50.5, 1982-86)

2020 SEASON - EAGLES



2019 SEASON - EAGLES

- ▶ Named to his fifth consecutive **Pro Bowl** after tallying 50 tackles (31 solo), 11 TFLs, 3.5 sacks, a career-high-tying 3 FFs and 1 FR. Also tied for the team lead with 34 QB pressures and hits
- ▶ Recovered a fumble by Giants QB **Daniel Jones** at the NYG 2 to set up a rushing TD by **Boston Scott** in the fourth quarter of the division-clinching, 34-17 victory at NYG (12/29/19)





2020 GAME-BY-GAME STATISTICS (PHI)

Date	Opp	GP/S	Tot	Solo	Sk	Int	PD	FF	FR	Snap	Pct
Sep 13	at Was	L 1/1	3	2	0.0	0	0	0	0	57	81%
Sep 20	LAR	L 1/1	4	3	0.0	0	0	0	0	48	70%
Sep 27	Cin	T 1/1	2	2	1.0	0	0	0	0	55	76%
Oct 4	at SF	W 1/1	1	1	0.0	0	0	0	0	50	68%
Oct 11	at Pit	L 1/1	2	0	0.5	0	0	0	0	54	72%
Oct 18	Bal	L 1/1	3	2	0.0	0	0	0	0	57	78%
Oct 22	NYG	W 1/1	4	3	0.0	0	0	0	0	52	87%
Nov 1	Dal										
Nov 15	at NYG										
Nov 22	at Cle										
Nov 30	Sea										
Dec 6	at GB										
Dec 13	NO										
Dec 20	at Ari										
Dec 27	at Dal										
Jan 3	Was										
Totals		7/7	19	13	1.5	0	0	0	0	373	76%

- ▶ Produced 1.5 sacks and 1 FF in the 31-13 win at Buf. (10/27/19). Recorded his second consecutive game with a strip-sack (also 10/20/19 at Dallas - Cowboys QB **Dak Prescott**) when he brought down Bills QB **Josh Allen** in the first quarter

2018 SEASON - EAGLES

- ▶ Earned first-team **All-Pro** honors from the *Associated Press* and was voted to the **Pro Bowl** for the fourth straight year after registering a career-high 10.5 sacks in the regular season. Also had 53 tackles (38 solo), 15 TFLs, 1 FF and 1 FR along with a career-high 74 QB pressures and hits
- ▶ Collected **NFC Defensive Player of the Week** accolades after leading the Eagles with a career-high-tying 3.0 sacks along with 4 solo tackles (4 TFLs), 1 FF and 6 QB pressures and hits in the 24-0 win at Was. (12/30/18)
- ▶ Totaled 7 QB pressures and hits and recorded 1.5 sacks against Cowboys QB **Dak Prescott** at Dal. (12/9/18)
- ▶ Sacked Falcons QB **Matt Ryan** 1.5 times and led the team with 7 QB pressures and hits in the 18-12 win vs. Atl. (9/6/18)

2017 SEASON - EAGLES

- ▶ Named to his third consecutive **Pro Bowl** and also earned second-team **All-Pro** honors from the *Associated Press*. Finished the season with 35 tackles (23 solo), 5.5 sacks, 1 FF and 2 FRs
- ▶ Posted a team-high-tying 13 QB pressures and hits along with 1.0 sack and a team-leading 2 TFLs during the Eagles' **Super Bowl LII**-winning postseason run
- ▶ During the second quarter of the 28-23 win at Car. (10/12/17), bulled Panthers G **Trai Turner** into QB **Cam Newton** to force an errant pass that was intercepted by **Rasul Douglas** inside the CAR 20. The turnover led to an Eagles TD that tied the game, 10-10, and Philadelphia never trailed again following the score. Also recorded a half-sack of Newton at the end of the first half to push the Panthers out of FG range



- ▶ Sealed the victory for Philadelphia in the season opener at Was. (9/10/17) when he grabbed a fourth-quarter fumble and returned it 20 yards for his second career TD. Also strip-sacked QB **Kirk Cousins** in the first quarter

2016 SEASON - EAGLES

- ▶ Voted to his second career **Pro Bowl** after tying for the 5th-most sacks (6.5) by an NFL DT in the regular season. Also tallied 53 tackles (34 solo), 10 TFLs, 4 PDs, 1 FF and 1 FR
- ▶ Had 1.5 sacks of QB **Kirk Cousins** vs. Was. (12/11/16)
- ▶ Named **NFC Defensive Player of the Month** after producing 3.0 sacks and 1 FF in the month of September
- ▶ Sacked Steelers QB **Ben Roethlisberger** twice and forced him to fumble once (recovered by **Brandon Graham**) as part of an 8-tackle effort vs. Pit. (9/25/16)

2015 SEASON - EAGLES

- ▶ Produced career highs with 104 tackles (80 solo) and 3 FFs en route to his first career **Pro Bowl** nod. His 9.5 sacks were the most by an Eagles interior DL since **Corey Simon** (9.5) in 2000. Also named second-team **All-Pro** by the *Associated Press*
- ▶ Posted 2.0 sacks among 9 tackles vs. Was. (12/26/15)
- ▶ Earned his first career **NFC Defensive Player of the Week** award after recording 3.0 sacks, 2 FFs and 1 FR in the 39-17 win vs. NO (10/11/15). Became the first ever Eagle and first NFL player since 2007 to collect 3.0 sacks, 2 FFs and 1 FR in a single game. His 3.0 sacks were a career-high and his 2 FFs resulted in 9 points

2014 SEASON - EAGLES

- ▶ Earned second-team **All-Pro** honors from the *Associated Press* and **All-NFC** recognition from the PFWA. Totaled 70 tackles (59 solo), 7 TFLs, 4.0 sacks, 1 FF and a career-high 3 FRs
- ▶ Recorded a career-high 13 tackles (11 solo) vs. Sea. (12/7/14)
- ▶ Scored the first TD of his career on a 17-yard fumble return, sealing the 34-17 victory vs. Jax. (9/7/14)



2013 SEASON – EAGLES

- ▶ Finished the regular season with 66 tackles (44 solo), 3.0 sacks, 3 PDs and 1 FR. Also led the team with 21 hurries

2012 SEASON – EAGLES

- ▶ Named to PFWA's **All-Rookie** team after tying for the team lead with 5.5 sacks, which also tied for the 3rd-most sacks ever by an Eagles rookie, behind **Corey Simon** (9.5 in 2000) and **Derrick Burgess** (6.0 in 2001). Added 65 tackles (46 solo) and 7 TFLs
- ▶ Combined for 4.5 sacks in his last 7 games, including 1.5 sacks of Bengals QB **Andy Dalton** vs. Cin. (12/13/12)
- ▶ Made the first start of his career vs. Atl. (10/28/12) and led the defensive line with 11 tackles (6 solo)
- ▶ Recorded a sack in his first NFL game when he took down Browns QB **Brandon Weeden** at Cle. (9/19/12)

COLLEGE HIGHLIGHTS

- ▶ Finished with 114 tackles (53 solo), 24.5 TFLs and 8.5 sacks in 36 games (27 starts) during his three-year career at Mississippi State. Also blocked 5 FG attempts
- ▶ Earned first-team All-SEC honors as a junior in 2011. Set career-highs with 56 tackles (26 solo), 14.5 TFLs and 5.0 sacks
- ▶ Played in all 12 games (4 starts) during his true freshman season in 2009, earning Freshman All-SEC honors while racking up 29 tackles (17 solo) and 3.5 TFLs

TRANSACTIONS

2012	Drafted by PHI in 1st round (12th overall) <i>Signed 4-year contract</i>
6/16/16	Signed by PHI to 6-year contract extension



JASON CROOM 81 | TE



Height: 6-5 **Weight:** 246 **DOB:** Feb. 28, 1994 (Age 26)

NFL Experience: 3rd Year (1st with Eagles) **Draft:** UDFA-17 by BUF **Acquired:** FA-20

College: Tennessee **Hometown (HS):** Norcross, GA (Norcross)

CAREER STATISTICS

Year	Team	GP/S	RECEIVING					OFF SNAPS	
			Rec	Yds	Avg	Lg	TD	No	Pct
2017	Buffalo	0/0	0	0	0	0	0	--	--
2018	Buffalo	15/3	22	259	11.8	26T	1	--	--
2019	Buffalo	0/0	0	0	0	0	0	--	--
2020	Philadelphia	3/0	1	3	3.0	3	1	12	2%
Totals		18/3	23	262	11.4	26	2	---	---

CAREER HIGHS

Receptions	4	12/23/18 at NE
Receiving Yards	55	12/23/18 at NE
Receiving Long	26	9/23/18 at Min
Receiving TDs	1	2x, last 10/18/20 vs. Bal.

2020 GAME-BY-GAME STATISTICS (PHI)

				RECEIVING					SNAPS	
Date	Opp		GP/S	Rec	Yds	Avg	Lg	TD	No	Pct
Sep 13	vs. NYJ	W	--	BILLS PRACTICE SQUAD						
Sep 20	at Mia	W	--	BILLS PRACTICE SQUAD						
SIGNED BY EAGLES FROM BILLS PRACTICE SQUAD (9/29/20)										
Oct 4	at SF	W	0/0	EAGLES PRACTICE SQUAD						
Oct 11	at Pit	L	1/0	0	0	0	0	0	2	3%
Oct 18	Bal	L	1/0	1	3	3.0	3t	1	1	1%
Oct 22	NYG	W	1/0	0	0	0	0	0	9	11%
Nov 1	Dal									
Nov 15	at NYG									
Nov 22	at Cle									
Nov 30	Sea									
Dec 6	at GB									
Dec 13	NO									
Dec 20	at Ari									
Dec 27	at Dal									
Jan 3	Was									
Totals			3/0	1	3	3.0	3t	1	12	2%

2020 SEASON - EAGLES



2018 SEASON - BILLS



Finished the regular season with 22 catches for 259 yards (13.4 avg.) and a touchdown.

COLLEGE HIGHLIGHTS



Totalled 60 receptions for 816 yards (13.6 avg.) and 6 TDs in 26 career games at Tennessee

TRANSACTIONS

5/12/17	Signed by BUF
8/25/17	Waived by BUF
11/1/17	Signed by BUF to practice squad
1/8/18	Signed by BUF to Reserve/Future
9/2/19	Placed on Resrve/Injured
9/22/20	Waived by BUF
9/29/20	Signed by PHI to practice squad
10/21/20	Signed by PHI to active roster





VINNY CURRY 75 | DE



Height: 6-3 **Weight:** 279 **DOB:** June 30, 1988 (Age 32)

NFL Experience: 9th Year (8th with Eagles) **Draft:** D2b-12 (59th overall) by PHI **Acquired:** FA-19

College: Marshall **Hometown (HS):** Neptune, NJ (Neptune)

Super Bowl Champion: LII

CAREER STATISTICS

Year	Team	GP/S	TACKLES					PASS DEFENSE						FUMBLES			DEF SNAPS	
			Total	Solo	Asst	TFL	Sacks	Int	Yds	Lg	TD	PD	QPH	FF	FR	Yds	No	Pct
2012	Philadelphia	6/0	9	7	2	1	0.0	0	0	--	0	0	3	0	0	0	88	8%
2013	Philadelphia	14/0	21	17	4	1	4.0	0	0	--	0	5	29	0	0	0	317	26%
2014	Philadelphia	16/0	16	12	4	2	9.0	0	0	--	0	0	32	4	1	0	371	32%
2015	Philadelphia	16/0	26	16	10	4.5	3.5	0	0	--	0	0	40	0	0	0	427	35%
2016	Philadelphia	16/0	27	19	8	6	2.5	0	0	--	0	0	22	0	0	0	435	43%
2017	Philadelphia	16/16	48	32	16	13	3.0	0	0	--	0	1	41	1	0	0	578	56%
2018	Tampa Bay	12/7	21	15	6	5	2.5	0	0	--	0	0	12	0	0	0	445	43%
2019	Philadelphia	16/2	34	24	10	5	5.0	0	0	--	0	0	34	0	0	0	397	38%
2020	Philadelphia	3/1	4	3	1	0	0.5	0	0	--	0	0	1	0	1	0	61	12%
Totals		115/26	206	145	61	37.5	29.5	0	0	--	0	6	214	5	2	0	---	---

PLAYOFFS

2013	Philadelphia	1/0	3	1	2	0	0.0	0	0	--	0	0	0	0	0	0	14	19%
2017	Philadelphia	3/3	10	6	4	0	0.0	0	0	--	0	0	9	0	0	0	127	62%
2019	Philadelphia	1/0	0	0	0	0	0.0	0	0	--	0	0	2	0	0	0	25	39%
Totals		5/3	13	7	6	0	0.0	0	0	--	0	0	11	0	0	0	---	---

CAREER HIGHS

Tackles	6	2x, last: 11/28/16 vs. GB
Sacks	2.0	3x, last: 12/9/19 vs. NYG
INTs	--	---
PDs	2	12/1/13 vs. Ari.
FFs	1	5x, last: 12/25/17 vs. Oak.
FRs	1	2x, last 10/26/10 vs. NYG.

2020 SEASON - EAGLES



2019 SEASON - EAGLES

- ▶ Sacked Cowboys QB **Dak Prescott** for a 4-yard loss in a win vs. Dal. (12/22/19)
- ▶ Produced a career-high-tying 2.0 sacks against Giants QB **Eli Manning** in a primetime MNF win vs. NYG (12/9/19). It marked his 3rd career game with 2.0+ sacks (first since 11/26/15 at Det.)
- ▶ Registered his 2nd sack of the season when he brought down Dolphins QB **Ryan Fitzpatrick** for a 3-yard loss in the second quarter vs. Mia. (12/1/19)
- ▶ Sacked Jets QB **Luke Falk** in the third quarter of the Eagles' 10.0-sack performance (tied for 2nd-most in franchise history) in the win vs. NYJ (10/6/19)

2018 SEASON - BUCCANEERS

- ▶ Posted 21 tackles (15 solo), 5 TFLs and 2.5 sacks in his only season with the Buccaneers

2017 SEASON - EAGLES

- ▶ Finished the regular season with the most QB pressures and hits (41) on the Eagles defense. Also ranked 2nd on the team with a career-high 13 TFLs, behind **Brandon Graham** (16)
- ▶ Recorded 10 tackles (6 solo) and 9 QB pressures and hits during the Eagles' **Super Bowl LII**-winning playoff run

2016 SEASON - EAGLES

- ▶ Ranked 4th on the Eagles defense in TFLs (6). Also produced 27 tackles (19 solo), 2.5 sacks and 10 hurries

2015 SEASON - EAGLES

- ▶ Logged 26 tackles (16 solo), 4.5 TFLs and 3.5 sacks, while ranking 2nd on the team with 21 hurries





2020 GAME-BY-GAME STATISTICS (PHI)

Date	Opp		GP/S	Tot	Solo	Sk	Int	PD	FF	FR	Snap	Pct
Sep 13	at Was	L	1/1	2	2	0.5	0	0	0	0	22	31%
Sep 20	LAR	L	0/0	INJURED RESERVE								
Sep 27	Cin	T	0/0	INJURED RESERVE								
Oct 4	at SF	W	0/0	INJURED RESERVE								
Oct 11	at Pit	L	0/0	INJURED RESERVE								
Oct 18	Bal	L	1/0	2	1	0.0	0	0	0	0	19	26%
Oct 22	NYG	W	1/0	0	0	0.0	0	0	0	1	20	33%
Nov 1	Dal											
Nov 15	at NYG											
Nov 22	at Cle											
Nov 30	Sea											
Dec 6	at GB											
Dec 13	NO											
Dec 20	at Ari											
Dec 27	at Dal											
Jan 3	Was											
Totals			3/1	4	3	0.5	0	0	0	1	61	12%

2014 SEASON – EAGLES

- Registered a career-high 9.0 sacks, which ranked 2nd on the Eagles defense, trailing only **Connor Barwin** (14.5). His career-high 4 FFs tied for the 2nd-most in the NFL, behind **Ryan Kerrigan** (5) and **Robert Quinn** (5)
- Only six NFL players posted 9.0+ sacks and 4+ FFs in 2014: Curry (9.0-4), **Justin Houston** (22.0-4), **J.J. Watt** (20.5-4), **Ryan Kerrigan** (13.5-5), **Paul Kruger** (11.0-4) and **Robert Quinn** (10.5-5)

2013 SEASON – EAGLES

- Finished tied for the 3rd-most sacks (4.0) on the team, behind **Trent Cole** (8.0) and **Connor Barwin** (5.0)

COLLEGE HIGHLIGHTS

- Totaled 26.0 sacks, 49 TFLs and 10 FFs during his career
- Named Conference USA Defensive Player of the Year in 2011 after posting 11.0 sacks, 22 TFLs and 7 FFs as a senior
- Earned first-team All-Conference USA honors as a junior in 2010, leading all defensive linemen in the nation in tackles (94) and ranking 5th in sacks (12.0). Also earned honorable mention all-conference accolades in 2009

TRANSACTIONS

2012	Drafted by PHI in 2nd round (59th overall) <i>Signed 4-year contract</i>
2/3/16	Signed by PHI to 5-year contract
3/16/18	Released by PHI
3/17/18	Signed by TB to 3-year contract
2/12/19	Released by TB
3/21/19	Signed by PHI to 1-year contract
8/10/20	Signed by PHI to 1-year contract
9/15/20	Placed on Reserve/Injured





ANDRE DILLARD 77 | T



Height: 6-5 **Weight:** 315 **DOB:** Oct. 3, 1995 (Age 25)

NFL Experience: 2nd Year (2nd with Eagles) **Draft:** D1-19 (22nd overall) by PHI

College: Washington State **Hometown (HS):** Woodinville, WA (Woodinville)

CAREER STATISTICS

			STARTS		OFF SNAPS	
Year	Team	GP/S	LT	RT	No	Pct
2019	Philadelphia	16/4	3	1	346	29%
2020	Philadelphia	0/0	INJURED RESERVE (9/3/20)			
Totals		16/4	3	1	---	---
PLAYOFFS						
2019	Philadelphia	1/0	0	0	2	3%
Totals		1/0	0	0	---	---



CAREER HIGHLIGHTS

- ▶ Saw action in all 16 games as a rookie and started 4 contests at LT (3) and RT (1). Made his first career start at Dal. (10/20/19)

COLLEGE HIGHLIGHTS

- ▶ Appeared in 42 career games, starting the final 39 at left tackle for the Cougars. Was a two-time All-Pac-12 selection
- ▶ Started all 13 games at LT as a senior in 2018, allowing just 1.0 sack and 13 total pressures (1.8%) in 722 pass-blocking snaps (per *Pro Football Focus*). Earned All-America honors and first-team All-Pac-12 accolades
- ▶ Started all 13 games at LT as a junior in 2017 and was named All-Pac-12 honorable mention
- ▶ Received second-team All-Pac-12 recognition from *Pro Football Focus* after starting all 13 games at LT during his sophomore year in 2016

TRANSACTIONS

- 2019** Drafted by PHI in 1st round (22nd overall)
Signed 4-year contract
- 9/3/20** Placed on Injured Reserve



JACK DRISCOLL 63 | T



Height: 6-5 **Weight:** 312 **DOB:** April 1, 1997 (Age 23)

NFL Experience: Rookie (1st with Eagles) **Draft:** D4b-20 (145th overall) by PHI

College: Auburn **Hometown (HS):** Madison, CT (Daniel Hand)

CAREER STATISTICS

			STARTS		OFF SNAPS	
Year	Team	GP/S	LT	RT	No	Pct
2020	Philadelphia	6/2	0	2	161	38%
Totals		6/2	0	2	---	---



CAREER HIGHLIGHTS

- ▶ Made his first career start at right tackle in the season opener at Was. (9/13/20). Became the first Eagles rookie offensive lineman to start in a season opener since **Lane Johnson** in 2013

COLLEGE HIGHLIGHTS

- ▶ Played collegiately at Auburn (2018-19) and UMass (2015-17). Saw action in 46 career games, including starts in each of the last 45 contests, which marked the 10th-longest active streak by an FBS offensive lineman
- ▶ Started all 13 games in 2019 and was named to the preseason All-SEC second-team by *Pro Football Focus*. Also selected to the Reese's Senior Bowl watch list and was nominated for the William V. Campbell Trophy, which annually recognizes the top football scholar-athlete in the nation for his combined academic success, football performance and exemplary leadership. Member of the SEC academic honor roll
- ▶ In 2018, started all 12 games at Auburn after transferring from UMass. Named to the AD honor roll and SEC first-year academic honor roll
- ▶ Started all 12 games in his final season at UMass in 2017, earning *Phil Steele* All-Independent first-team and All-ECAC second-team honors. Part of an offense that posted season averages of 30.6 points and 432.8 total yards per game
- ▶ Spent time at LG and LT over 9 games (8 starts) in 2016

TRANSACTIONS

2020 Drafted by PHI in 4th round (145th overall)
Signed 4-year contract



T.J. EDWARDS 57 | LB



Height: 6-1 **Weight:** 242 **DOB:** Aug. 12, 1996 (Age 24)
NFL Experience: 2nd Year (2nd with Eagles) **Draft:** UDFA-19 by PHI
College: Wisconsin **Hometown (HS):** Lake Villa, IL (Lakes Community)

CAREER STATISTICS

Year	Team	GP/S	TACKLES					PASS DEFENSE						FUMBLES			DEF SNAPS	
			Total	Solo	Asst	TFL	Sacks	Int	Yds	Lg	TD	PD	QPH	FF	FR	Yds	No	Pct
2019	Philadelphia	16/4	19	11	8	0	0.0	0	0	--	0	0	0	0	0	0	115	11%
2020	Philadelphia	4/4	15	11	4	1	0.0	0	0	--	0	0	1	0	0	0	118	33%
Totals		20/8	34	22	12	1	0.0	0	0	--	0	0	1	0	0	0	---	---

PLAYOFFS

2019	Philadelphia	1/0	1	1	0	0	0.0	0	0	--	0	0	0	0	0	0	10	16%
Totals		1/0	1	1	0	0	0.0	0	0	--	0	0	0	0	0	0	---	---

ADDITIONAL STATISTICS

Special Teams Tackles: 17 - 2020 (3), 2019 (14) **Special Teams FF:** 1 - 2020 (1) **Postseason Special Teams Tackles:** 1 - 2019 (1)

CAREER HIGHS

Tackles	6	11/4/19 vs. Chi.
Sacks	--	---
INTs	--	---
PDs	--	---
FFs	--	---
FRs	--	---

2020 SEASON - EAGLES

- Forced a fumble of Rams WR **Cooper Kupp** on a punt return in the second quarter vs. LAR (9/20/20). The fumble was recovered by **K'Von Wallace** to set up the Eagles at the Rams' 11-yard line and resulted in a 2-play scoring drive that finished with a 5-yard rushing TD by **Miles Sanders**

2019 SEASON - EAGLES

- Totaled 19 tackles (11 solo) on defense and a team-high 14 special teams tackles, which are the most by an Eagles rookie since **Moise Fokou** in 2009 (20). Also ranked 2nd on the team in special teams snaps (334, 74%), trailing only **Nathan Gerry** (335, 74%)

COLLEGE HIGHLIGHTS

- His 52 starts during his four-year career at Wisconsin are the 2nd-most in school history and 5th-most by a Big Ten player. Made 367 tackles and led the Badgers in tackles three times (2015, 2016, 2018). Logged 37.5 TFLs, 8.0 sacks and 10 INTs (most ever by a Wisconsin LB)
- A member of a Badgers senior class that went 42-12 (.778), including a 27-8 (.771) mark in Big Ten play and an undefeated 4-0 record in bowl games
- In 2018, earned first-team All-Big Ten honors from the media and second-team All-Big Ten honors from the league's coaches
- Named first-team All-America in 2017 and was a consensus All-Big Ten honoree. Also selected as a Butkus Award finalist
- Earned All-Big Ten honorable mention and was voted Goodyear Cotton Bowl Classic Defensive MVP in 2016
- As a freshman in 2015, received Freshman All-America (FWAA) and Big Ten All-Freshman (ESPN) honors

TRANSACTIONS

2019 Signed by PHI as undrafted free agent
10/8/20 Placed on Reserve/Injured





2020 GAME-BY-GAME STATISTICS (PHI)

Date	Opp	GP/S	Tot	Solo	Sk	Int	PD	FF	FR	Snap	Pct
Sep 13	at Was	L	1/1	3	1	0.0	0	0	0	20	29%
Sep 20	LAR	L	1/1	5	4	0.0	0	0	0	29	42%
Sep 27	Cin	T	1/1	4	3	0.0	0	0	0	51	71%
Oct 4	at SF	W	1/1	3	3	0.0	0	0	0	18	25%
Oct 11	at Pit	L	0/0	INJURED RESERVE							
Oct 18	Bal	L	0/0	INJURED RESERVE							
Oct 22	NYG	W	0/0	INJURED RESERVE							
Nov 1	Dal										
Nov 15	at NYG										
Nov 22	at Cle										
Nov 30	Sea										
Dec 6	at GB										
Dec 13	NO										
Dec 20	at Ari										
Dec 27	at Dal										
Jan 3	Was										
Totals		4/4	12	8	0.0	0	0	0	0	118	33%





JAKE ELLIOTT 4 | K



Height: 5-9 **Weight:** 167 **DOB:** Jan. 21, 1995 (Age 25)

NFL Experience: 4th Year (4th with Eagles) **Draft:** D5a-17 (153rd overall) by CIN **Acquired:** PS-CIN-17

College: Memphis **Hometown (HS):** La Grange, IL (Lyons Township)

Super Bowl Champion: LII

CAREER STATISTICS

Year	Team	GP	FG-FGA	Pct	0-19	20-29	30-39	40-49	50+	Lg	XP-XPA	Pct	Pts	KO	TB
2017	Philadelphia	15	26-31	83.9	0-0	5-5	4-7	12-13	5-6	61	39-42	92.9	117	84	42
2018	Philadelphia	16	26-31	83.9	0-0	7-7	10-11	7-8	2-5	56	33-35	94.3	111	82	57
2019	Philadelphia	16	22-26	84.6	0-0	7-7	8-8	5-7	2-4	53	35-37	94.6	101	81	52
2020	Philadelphia	7	8-12	66.7	0-0	1-2	5-5	1-1	1-4	54	11-11	100.0	35	36	26
Totals		54	82-100	82.0	0-0	20-21	27-31	25-29	10-19	61	118-125	94.4	364	283	177

PLAYOFFS

2017	Philadelphia	3	7-7	100.0	0-0	2-2	2-2	2-2	1-1	53	7-9	77.8	28	19	13
2018	Philadelphia	2	1-1	100.0	0-0	0-0	0-0	1-1	0-0	43	3-3	100.0	6	7	2
2019	Philadelphia	1	3-3	100.0	0-0	1-1	1-1	1-1	0-0	46	0-0	---	9	4	1
Totals		6	11-11	100.0	0-0	3-3	3-3	4-4	1-1	53	10-12	83.3	43	30	16

ADDITIONAL STATISTICS

Successful Onside Kick: 9/17/17 at KC

CAREER HIGHS

Points	14	10/1/17 at LAC
FGs	4	10/1/17 at LAC
FG Attempts	4	2x, last: 12/1/19 at Mia.
Longest FG	61	9/24/17 vs. NYG
Longest Attempt	61	9/24/17 vs. NYG
PATs	6	11/5/17 vs. Den.

CAREER HIGHLIGHTS

- ▶ Kicked a game-winning, 61-yard FG (franchise record and NFL rookie record) as time expired in the 27-24 win vs. NYG (9/24/17). The 61-yarder is tied for the 12th-longest FG in NFL history (also tied for the 4th-longest game-ending FG in league history)
- ▶ Connected on the longest playoff FG (53 yards) in Eagles history in the 15-10 win vs. Atl. (1/13/18) in the 2017 Divisional Round
- ▶ Recorded the two longest FGs (43 and 46 yards) ever by an NFL rookie in Super Bowl history during Philadelphia's 41-33 victory against New England in **Super Bowl LII**
- ▶ Finished his rookie campaign in 2017 with the most 50+ yard FGs (5) in single-season team history

NOTES TO KNOW

- ▶ Ranks 2nd in Eagles history with 11 career 50+ yard FGs (including playoffs), trailing only **David Akers** (16, 1999-2010)

2020 SEASON - EAGLES

▶

2019 SEASON - EAGLES

- ▶ Finished the regular season with career highs in FG percentage (84.6%) and XP percentage (94.6%). Also recorded 100+ points (101) for the third consecutive season
- ▶ Registered a postseason career-high-tying 3 FGs (46, 26 and 38 yards) in the Wild Card round vs. Sea. (1/5/19)
- ▶ Kicked the game-winning FG in the division-clinching victory at NYG (12/29/19). Posted a 50-yard FG to break a 17-17 tie in the fourth quarter of the eventual 34-17 win
- ▶ Connected on a career-best 20 consecutive FGs from 12/23/18-12/1/19, which marked the 2nd-longest streak in Eagles history, trailing only **Alex Henery** in 2012 (22). Became the first kicker in team history to start a season with 16 straight FGs





2020 GAME-BY-GAME STATISTICS (PHILADELPHIA)

Date	Opp		FG-FGA	Pct	0-19	20-29	30-39	40-49	50+	Lg	XP-XPA	Pct	Pts	Kick by Kick
Sep 13	at Was	L	1-2	50.0	0-0	0-0	1-1	0-0	0-1	38	2-2	100.0	5	(38), 53SH
Sep 20	LAR	L	2-2	100.0	0-0	0-0	2-2	0-0	0-0	38	1-1	100.0	7	(38), (33)
Sep 27	Cin	T	3-3	100.0	0-0	1-1	0-0	1-1	1-1	54	2-2	100.0	11	(27), (42), (54)
Oct 4	at SF	W	1-1	100.0	0-0	0-0	1-1	0-0	0-0	35	2-2	100.0	5	(35)
Oct 11	at Pit	L	0-1	0.0	0-0	0-0	0-0	0-0	0-1	--	3-3	100.0	3	57WR
Oct 18	Bal	L	0-1	0.0	0-0	0-0	0-0	0-0	0-1	--	0-0	0	0	52WR
Oct 22	NYG	W	1-2	50.0	0-0	0-1	1-1	0-0	0-0	31	1-1	100.0%	4	(31), 29WL
Nov 1	Dal													
Nov 15	at NYG													
Nov 22	at Cle													
Nov 30	Sea													
Dec 6	at GB													
Dec 13	NO													
Dec 20	at Ari													
Dec 27	at Dal													
Jan 3	Was													
Totals			8-12	66.7	0-0	1-2	5-5	1-1	1-4	54	11-11	100.0	35	---

2018 SEASON - EAGLES

- Produced a career-high-tying 26 FGs (also 2017) and totaled his second straight season with at least 100 points (111)
- With 0:03 remaining and the Eagles trailing 29-30, kicked the game-winning, 35-yard FG as time expired to save the team's playoff hopes in a 32-30 victory vs. Hou. (12/23/18)
- Completed 2-of-2 FG attempts vs. Dal. (11/11/18), including a 56-yard FG that cut the Eagles' deficit to 6-3 in the second quarter. The 56-yarder was the 2nd-longest FG of his career (61 yards on 9/24/17 vs. NYG) and the 4th-longest in franchise history



2017 SEASON - EAGLES

- Posted career highs in FGs (26) and points (117). Also finished with the most 50+ yard FGs (5) in single-season team history and tied **David Akers** in 2004 for the most 40+ yard FGs (17)
- Recorded the two longest FGs (43 and 46 yards) ever by an NFL rookie in Super Bowl history during Philadelphia's 41-33 victory against New England in **Super Bowl LII**. His 46-yarder gave the Eagles their final score, 41-33, with 1:05 remaining
- Connected on the longest playoff FG (53 yards) in Eagles history in the 15-10 win vs. Atl. (1/13/18). Broke the previous mark of 51 yards by **David Akers** on 1/4/09 at Minnesota
- Named **NFC Special Teams Player of the Week** after kicking a game-winning, 61-yard FG (franchise record and NFL rookie record) as time expired in the 27-24 win vs. NYG (9/24/17). The 61-yarder is tied for the 12th-longest FG in NFL history (also tied for the 4th-longest game-ending FG in league history)

COLLEGE HIGHLIGHTS

- Four-time Lou Groza Award semifinalist (top collegiate place-kicker), including finalist recognition in 2015
- Totaled a school-best 445 career points, topping **Stephen Gostkowski** (369) and **DeAngelo Williams** (362)
- During his four seasons at Memphis, ranked 2nd among NCAA kickers in points (445), behind **Zane Gonzalez** (492)
- Holds the school record for longest FG (56 yards) and kicked 4 of the 5 longest FGs in program history (56, 54, 53, 53)

TRANSACTIONS

2017	Drafted by CIN in 5th round (153rd overall) <i>Signed 4-year contract</i>
9/2/17	Waived by CIN
9/3/17	Signed by CIN to practice squad
9/12/17	Signed by PHI from CIN practice squad
2/22/19	Signed by PHI to 1-year contract
11/27/19	Signed by PHI to 5-year contract extension



MARCUS EPPS 22 | S



Height: 6-0 **Weight:** 191 **DOB:** Jan. 27, 1996 (Age 24)

NFL Experience: 2nd Year (2nd with Eagles) **Draft:** D6b-19 (191st overall) by MIN **Acquired:** W-MIN-19

College: Wyoming **Hometown (HS):** Huntington Beach, CA (Edison)

CAREER STATISTICS

Year	Team	GP/S	TACKLES					PASS DEFENSE						FUMBLES			DEF SNAPS	
			Total	Solo	Asst	TFL	Sacks	Int	Yds	Lg	TD	PD	QPH	FF	FR	Yds	No	Pct
2019	Minnesota	8/0	1	1	0	0	0.0	0	0	--	0	0	0	0	0	0	12	2%
	Philadelphia	7/0	8	6	2	0	0.0	0	0	--	0	0	1	0	0	0	99	10%
	<i>Totals</i>	<i>15/0</i>	<i>9</i>	<i>7</i>	<i>2</i>	<i>0</i>	<i>0.0</i>	<i>0</i>	<i>0</i>	<i>--</i>	<i>0</i>	<i>0</i>	<i>1</i>	<i>0</i>	<i>0</i>	<i>0</i>	<i>---</i>	<i>---</i>
2020	Philadelphia	6/2	19	15	4	0	0.0	0	0	--	0	2	0	0	0	0	125	25%
Totals		21/2	28	22	6	0	0.0	0	0	--	0	2	1	0	0	0	---	---

PLAYOFFS

2019	Philadelphia	1/0	0	0	0	0	0.0	0	0	--	0	0	0	0	0	0	13	20%
Totals		1/0	0	0	0	0	0.0	0	0	--	0	0	0	0	0	0	---	---

ADDITIONAL STATISTICS

Special Teams Tackles: 6 - 2020 (5), 2019 (1)

CAREER HIGHS

Tackles	8	10/4/20 at SF
Sacks	--	---
INTs	--	---
PDs	1	2x, last: 10/11/20 at Pit.
FFs	--	---
FRs	--	---

2020 SEASON - EAGLES



2019 SEASON - VIKINGS & EAGLES

- ▶ Played in 15 games between the Vikings and the Eagles as a rookie, finishing with 9 tackles (7 solo). Recorded 8 tackles (6 solo) in 99 defensive snaps (10%) with Philadelphia, along with 1 special teams tackle
- ▶ Totaled a career-high 6 tackles in the 34-17, division-clinching win at NYG (12/29/19)

COLLEGE HIGHLIGHTS

- ▶ Walked on at the University of Wyoming and went on to start all 50 games during his four-year collegiate career. Voted a team captain during the 2016-18 seasons. Concluded his career with 325 tackles, 31 PDs and 9 INTs

TRANSACTIONS

- 2019** Drafted by MIN in 6th round (191st overall)
Signed 4-year contract
- 11/6/19** Waived by MIN
- 11/7/19** Claimed by PHI off waivers from MIN



2020 GAME-BY-GAME STATISTICS (PHI)

Date	Opp		GP/S	Tot	Solo	Sk	Int	PD	FF	FR	Snaps	Pct
Sep 13	at Was	L	1/0	1	1	0.0	0	0	0	0	3	4%
Sep 20	LAR	L	1/1	4	4	0.0	0	0	0	0	16	23%
Sep 27	Cin	T	1/0	0	0	0.0	0	1	0	0	8	11%
Oct 4	at SF	W	1/0	8	7	0.0	0	0	0	0	44	60%
Oct 11	at Pit	L	1/1	6	3	0.0	0	1	0	0	54	72%
Oct 18	Bal			INACTIVE								
Oct 22	NYG	W	1/0	0	0	0	0	0	0	0	0	0%
Nov 1	Dal											
Nov 15	at NYG											
Nov 22	at Cle											
Nov 30	Sea											
Dec 6	at GB											
Dec 13	NO											
Dec 20	at Ari											
Dec 27	at Dal											
Jan 3	Was											
Totals			6/2	19	15	0.0	0	2	0	0	125	25%



ZACH ERTZ 86 | TE



Height: 6-5 **Weight:** 250 **DOB:** Nov. 10, 1990 (Age 29)

NFL Experience: 8th Year (8th with Eagles) **Draft:** D2-13 (35th overall) by PHI

College: Stanford **Hometown (HS):** Danville, CA (Monte Vista)

Pro Bowl: 2018, '19, '20 **Super Bowl Champion:** LII

CAREER STATISTICS

Year	Team	GP/S	RECEIVING					OFF SNAPS	
			Rec	Yds	Avg	Lg	TD	No	Pct
2013	Philadelphia	16/3	36	469	13.0	38	4	450	41%
2014	Philadelphia	16/5	58	702	12.1	35t	3	587	50%
2015	Philadelphia	15/7	75	853	11.4	60	2	790	68%
2016	Philadelphia	14/12	78	816	10.5	30	4	851	75%
2017	Philadelphia	14/13	74	824	11.1	53	8	778	69%
2018	Philadelphia	16/16	116	1,163	10.0	34	8	1,000	92%
2019	Philadelphia	15/15	88	916	10.4	30	6	952	80%
2020	Philadelphia	6/6	24	178	7.4	30	1	372	88%
Totals		112/77	549	5921	10.8	60	36	---	---

PLAYOFFS

2013	Philadelphia	1/0	3	22	7.3	15	1	23	40%
2017	Philadelphia	3/2	18	192	10.7	36	1	176	85%
2018	Philadelphia	2/2	10	102	10.2	17	0	107	90%
2019	Philadelphia	1/1	2	44	22.0	32	0	61	88%
Totals		7/5	33	360	10.9	36	2	---	---

ADDITIONAL STATISTICS

Fumbles/Lost: 5/4 - 2019 (1/1), 2018 (1/0), 2017 (1/1), 2015 (1/1), 2014 (1/1)

Forced Fumble: 1 - 11/25/15 vs. TB

CAREER HIGHS

Receptions	15	12/20/14 at Was.
Receiving Yards	152	1/3/16 at NYG
Receiving Long	60	1/3/16 at NYG
Receiving TDs	2	6x, last: 12/9/19 vs. NYG



CAREER HIGHLIGHTS

- ▶ Is a three-time **Pro Bowl** honoree (2018, 2019, 2020)
- ▶ Set the NFL single-season record for receptions by a TE (116, most by any player in Eagles history) in 2018, surpassing **Jason Witten** in 2012 (110). His career-high 116 receptions ranked 2nd overall in the NFL, trailing only **Michael Thomas** (125)
- ▶ Caught the game-winning TD in **Super Bowl LII** at NE (2/4/18) on an 11-yard pass from **Nick Foles** that gave the Eagles a 38-33 lead with 2:21 remaining in regulation
- ▶ Established a franchise single-game record with 15 receptions on 12/20/14 at Washington

NOTES TO KNOW

- ▶ Ranks 2nd on the Eagles' all-time receptions list (544), behind Pro Football Hall of Famer **Harold Carmichael** (589, 1971-83)
- ▶ Is one of five players in team history to record 800+ receiving yards and 6+ receiving TDs in 3 consecutive seasons (2017-19), joining **Mike Quick** (4, 1983-86), **Harold Carmichael** (4, 1978-81), **Tommy McDonald** (4, 1959-62) and **Pete Pihos** (3, 1953-55)
- ▶ Has totaled 11 career games with 10+ receptions, which is tied for the 2nd-most by a TE in NFL history, behind Pro Football Hall of Famer **Tony Gonzalez** (15, 1997-2013). Also ranks T-3rd in NFL history in 13+ catch performances (4), trailing only **Antonio Brown** (5, 2010-19) and **Wes Welker** (5, 2004-15)

2020 SEASON - EAGLES



2019 SEASON - EAGLES

- ▶ Selected to the **Pro Bowl** for the third time in his career after ranking 3rd among NFL TEs in receptions (88), 4th in receiving yards (916) and T-4th in receiving TDs (6). His 88 catches tied for the 3rd-most in Eagles single-season history, trailing only himself in 2018 (116) and **Brian Westbrook** in 2007 (90)
- ▶ Registered a team-high 9 receptions for 91 yards and 2 TDs (caught game-tying and game-winning TD passes from **Carson Wentz**) in the 23-17 overtime win vs. NYG (12/9/19). Became the first TE in NFL history to catch a TD pass in both the fourth quarter and overtime in the same game
- ▶ Totaled 12 receptions for 91 yards and 1 TD vs. Sea. (11/24/19). Became the second player in team history to reach 500 career catches, joining Pro Football Hall of Famer **Harold Carmichael** (589, 1971-83). Also became the 2nd-fastest TE in NFL history to reach 500 receptions (102 games), behind Pro Football Hall of Famer **Kellen Winslow Sr.** (101, 1979-87)

2018 SEASON - EAGLES

- ▶ Voted to his second career **Pro Bowl** after setting the NFL single-season record for receptions by a TE (116, most by any player in Eagles history), surpassing **Jason Witten** in 2012 (110)
- ▶ Finished the regular season with the 2nd-most receptions in the NFL, trailing only **Michael Thomas** (125) in that category
- ▶ Ranked 3rd among NFL TEs in receiving yards (1,163), behind **George Kittle** (1,377) and **Travis Kelce** (1,336). Also joined **Eric Ebron** (13) and Kelce (10) as the only TEs with 8+ receiving TDs



2020 GAME-BY-GAME STATISTICS (PHI)

				RECEIVING					SNAPS	
Date	Opp		GP/S	Rec	Yds	Avg	Lg	TD	No	Pct
Sep 13	at Was	L	1/1	3	18	6.0	7	1	58	85%
Sep 20	LAR	L	1/1	5	42	8.4	12	0	67	94%
Sep 27	Cin	T	1/1	7	70	10.0	30	0	84	92%
Oct 4	at SF	W	1/1	4	9	2.3	8	0	59	95%
Oct 11	at Pit	L	1/1	1	6	6.0	6	0	56	95%
Oct 18	Bal	L	1/1	4	33	8.3	11	0	48	67%
Oct 22	NYG	W	0/0	INJURED RESERVE						
Nov 1	Dal									
Nov 15	at NYG									
Nov 22	at Cle									
Nov 30	Sea									
Dec 6	at GB									
Dec 13	NO									
Dec 20	at Ari									
Dec 27	at Dal									
Jan 3	Was									
Totals			6/6	24	178	7.4	30	1	372	88%

- Broke **Jason Witten**'s single-season record for receptions by a TE (110 in 2012) following a team-high 12-catch, 110-yard performance in the 32-30 win vs. Hou. (12/23/18)
- Surpassed **Brian Westbrook** in 2007 (90) for the most catches in single-season franchise history after recording a team-high 9 receptions for 83 yards in the 28-13 win vs. Was. (12/3/18)
- Recorded 10+ receptions and 100+ receiving yards in back-to-back games on 9/30/18-10/7/18. Became the first Eagle to accomplish the feat since **Pete Pihos** from 12/4/55-12/11/55 and the first NFL TE since **Tony Gonzalez** from 12/25/04-1/2/05

2017 SEASON - EAGLES

- Earned his first career **Pro Bowl** nod after tying for 2nd among NFL TEs in receiving TDs (8) and ranking 3rd in both receptions (72) and receiving yards (824) during the regular season
- Caught the game-winning TD in **Super Bowl LII** at NE (2/4/18) on an 11-yard pass from **Nick Foles** that gave the Eagles a 38-33 lead with 2:21 remaining in regulation
- Registered a team-high 93 yards on 8 receptions in the 38-7 win vs. Min. (1/21/18) in the NFC Championship
- Posted receiving TDs in 4 consecutive games from 10/8/17-10/29/17, becoming the first Eagles TE to do so since **Charles Young** from 12/1/74-9/21/75 (also 4)

2016 SEASON - EAGLES

- Led the Eagles with 78 receptions for 816 yards and 4 TDs. His 78 catches ranked 5th among NFL TEs, behind **Dennis Pitta** (86), **Travis Kelce** (85), **Kyle Rudolph** (83) and **Greg Olsen** (80). Also ranked 1st among TEs in receptions per game (5.6)



2015 SEASON - EAGLES

- Finished with the 2nd-most receptions (75) and receiving yards (853) on the Eagles offense. Produced 30 catches over the last 3 games of the regular season, setting an Eagles record for the most receptions over a 3-game span
- Totaled 450 receiving yards in the final 4 games of the season, which ranked 1st among NFL TEs during that stretch

2014 SEASON - EAGLES

- Totaled 58 receptions for 702 yards and 3 TDs
- Set a franchise single-game record with 15 receptions while also posting his first 100+ yard game (115) at Was. (12/20/14). Only three NFL TEs have produced 15+ catches in a single game: Ertz, **Jason Witten** (18 on 10/28/12 vs. NYG; 15 on 12/9/07 at Det.) and **Kellen Winslow Sr.** (15 on 10/7/84 at GB)

2013 SEASON - EAGLES

- Recorded 36 catches for 469 yards and 4 TDs as a rookie
- Hauled in a 3-yard TD pass from **Nick Foles** to give the Eagles a 24-23 advantage in the fourth quarter of the NFC Wild Card playoff game vs. NO (1/4/14)

COLLEGE HIGHLIGHTS

- Appeared in 38 games at Stanford and recorded 112 receptions for 1,434 yards and 15 TDs in three seasons
- As a junior, was a unanimous first-team All-American after leading Stanford and all FBS TEs in receiving yards (898) and receptions (69), both school records at the position. Also named first-team All-Pac-12 and Pac-12 All-Academic honorable mention

TRANSACTIONS

- | | |
|-----------------|---|
| 2013 | Drafted by PHI in 2nd round (35th overall)
<i>Signed 4-year contract</i> |
| 1/25/16 | Signed by PHI to 5-year contract extension |
| 10/22/20 | Placed on Reserve/Injured |



RUDY FORD 36 | S



Height: 6-0 **Weight:** 204 **DOB:** Nov. 1, 1994 (Age 25)

NFL Experience: 4th Year (2nd with Eagles) **Draft:** D6-17 (208th overall) by ARI **Acquired:** T-ARI-19

College: Auburn **Hometown (HS):** New Hope, AL (New Hope)

CAREER STATISTICS

Year	Team	GP/S	TACKLES					PASS DEFENSE						FUMBLES			DEF SNAPS	
			Total	Solo	Asst	TFL	Sacks	Int	Yds	Lg	TD	PD	QPH	FF	FR	Yds	No	Pct
2017	Arizona	10/0	0	0	0	0	0.0	0	0	--	0	0	0	0	0	0	0	0%
2018	Arizona	13/1	4	2	2	0	0.0	0	0	--	0	0	0	0	0	0	62	6%
2019	Philadelphia	10/0	3	1	2	0	0.0	0	0	--	0	0	0	0	0	0	16	2%
2020	Philadelphia	3/0	0	0	0	0	0.0	0	0	--	0	0	0	0	0	0	0	0%
Totals		36/1	7	3	4	0	0.0	0	0	--	0	0	0	0	0	0	---	---

PLAYOFFS

2019	Philadelphia	0/0	INJURED RESERVE (ABDOMEN) (11/23/19)															
Totals		0/0	0	0	0	0	0.0	0	0	--	0	0	0	0	0	0	---	---

ADDITIONAL STATISTICS

Special Teams Tackles: 24 - 2020 (6), 2019 (5), 2018 (8), 2017 (5)

CAREER HIGHS

Tackles	3	2x, last: 11/17/19 vs. NE
Sacks	--	---
INTs	--	---
PDs	--	---
FFs	--	---
FRs	--	---

2020 GAME-BY-GAME STATISTICS (PHI)

Date	Opp	GP/S	Tot	Solo	Sk	Int	PD	FF	FR	Snaps	Pct
Sep 13	at Was	L 1/0	0	0	0.0	0	0	0	0	0	0%
Sep 20	LAR	L 1/0	0	0	0.0	0	0	0	0	0	0%
Sep 27	Cin	T 0/0	INACTIVE (GROIN)								
Oct 4	at SF	W 1/0	0	0	0.0	0	0	0	0	0	0%
Oct 11	at Pit	L 0/0	INJURED RESERVE								
Oct 18	Bal	L 0/0	INJURED RESERVE								
Oct 22	NYG	W 0/0	INJURED RESERVE								
Nov 1	Dal										
Nov 15	at NYG										
Nov 22	at Cle										
Nov 30	Sea										
Dec 6	at GB										
Dec 13	NO										
Dec 20	at Ari										
Dec 27	at Dal										
Jan 3	Was										
Totals		3/0	0	0	0.0	0	0	0	0	0	0%

2020 SEASON - EAGLES

- Led the Eagles special teams units with a career-high 4 special teams tackles in the season opener at Was. (9/13/20)

2019 SEASON - EAGLES

- Finished the season with the 6th-most special teams snaps (213, 47%) and special teams tackles (5, tied) on the Eagles roster
- Totaled a career-high-tying 3 tackles (1 solo) vs. NE (11/17/19)

2018 SEASON - CARDINALS

- Produced the 3rd-most tackles (career-high 8) on the Cardinals' special teams units. Also added 4 tackles (2 solo) on defense
- Made his first career start and registered a career-high 3 tackles along with 1 special teams tackle vs. Den. (10/18/18)

2017 SEASON - CARDINALS

- Recorded 5 special teams tackles as a rookie, which tied for the 5th-most on the Cardinals roster

COLLEGE HIGHLIGHTS

- A three-year starter in the secondary at Auburn. Appeared in 52 career games (34 starts) and totaled 275 tackles, 1.5 sacks, 11.5 TFLs, 5 INTs (including 1 TD), 3 FFs and 1 FR
- As a senior in 2016, started in 10 of 12 games and totaled 59 tackles and a career-high 7 PDs. Named to the Bednarik, Paul Hornung Award and Senior Bowl watch lists in the preseason
- Led the Tigers with a career-high 118 tackles in 11 starts as a junior in 2015. Marked the most tackles by an Auburn player since 2001. Added 1.0 sack and 2 INTs (including a 48-yard INT-TD)
- Ranked 1st on the team with 93 tackles and 3rd with a career-high 3 INTs during his sophomore campaign in 2014 (13 starts)

TRANSACTIONS

- 2017** Drafted by ARI in 6th round (208th overall)
Signed 4-year contract
- 12/7/17** Placed on Injured Reserve (knee)
- 8/22/19** Acquired by PHI from ARI in exchange for DT **Bruce Hector**
- 11/23/19** Placed on Injured Reserve (abdomen)
- 10/8/20** Placed on Reserve/Injured





TRAVIS FULGHAM 13 | WR



Height: 6-2 **Weight:** 215 **DOB:** Sept. 13, 1995 (Age 25) *(pronounced FULL-gum)*

NFL Experience: 2nd Year (1st with Eagles) **Draft:** D6-19 (184th overall) by DET **Acquired:** W-GB-20

College: Old Dominion **Hometown (HS):** Ashburn, VA (Broad Run)

CAREER STATISTICS

Year	Team	GP/S	RECEIVING					OFF SNAPS	
			Rec	Yds	Avg	Lg	TD	No	Pct
2019	Detroit	3/0	0	0	---	---	0	63	6%
2020	Philadelphia	4/4	23	357	15.5	42t	3	219	43%
Totals		7/4	23	357	15.5	42t	3	---	---

CAREER HIGHS

Receptions	10	10/11/20 at Pit.
Receiving Yards	152	10/11/20 at Pit.
Receiving Long	42t	10/4/20 at SF
Receiving TDs	1	3x, last: 10/18/20 vs Bal.

2020 GAME-BY-GAME STATISTICS (PHI)

				RECEIVING					SNAPS	
Date	Opp		GP/S	Rec	Yds	Avg	Lg	TD	No	Pct
Sep 13	at Was	L	---	EAGLES PRACTICE SQUAD						
Sep 20	LAR	L	---	EAGLES PRACTICE SQUAD						
Sep 27	Cin	T	---	EAGLES PRACTICE SQUAD						
Oct 4	at SF	W	1/1	2	57	28.5	42t	1	37	60%
Oct 11	at Pit	L	1/1	10	152	15.2	31	1	46	78%
Oct 18	Bal	L	1/1	6	75	12.5	19	1	58	81%
Oct 22	NYG	W	1/1	5	73	14.6	40	0	78	96%
Nov 1	Dal									
Nov 15	at NYG									
Nov 22	at Cle									
Nov 30	Sea									
Dec 6	at GB									
Dec 13	NO									
Dec 20	at Ari									
Dec 27	at Dal									
Jan 3	Was									
Totals			4/4	23	357	15.5	42t	3	219	43%

NOTES TO KNOW

- ▶ Since being called up from the practice squad in week four, Fulgham has the second most receiving yards (357) and first down receptions (18) in the NFL among WRs.

2020 SEASON - EAGLES

- ▶ After scoring a touchdown vs. Bal (10/18/20) for the third straight game, he became the first Eagle with a touchdown in his first three games with the team since **Terrell Owens** in 2004.
- ▶ Led the Eagles with 10 receptions for 152 yards (15.2 avg.) and 1 TD at Pit. (10/11/20). Became the first Eagle with 10+ catches, 150+ yards and 1 TD in a game since **Jeremy Maclin** on 10/26/14. Recorded the most receiving yards (209) by any Eagle in their first 2 games with the team since **Terrell Owens** in 2004
- ▶ Caught the game-winning score – a 42-yard TD pass from QB **Carson Wentz** – in the fourth quarter of the 25-20 victory at SF (10/4/20) on *Sunday Night Football*. Finished his Eagles debut with 2 receptions for 57 yards (28.5 avg.) and 1 TD

2019 SEASON - LIONS

- ▶ Saw action in 63 offensive snaps and 26 special teams snaps over 3 games as a rookie

COLLEGE HIGHLIGHTS

- ▶ Had a successful career at Old Dominion, recording 122 receptions for 2,044 yards and 18 TDs. Became the first offensive player in school history to be selected in the NFL Draft
- ▶ Earned second-team All-Conference USA recognition in 2018. Ranked 2nd in the league in receiving yards (1,083) and receiving TDs (9) while totaling 63 receptions. Held the longest streak of games with a TD reception (9) in the FBS
- ▶ Played in 12 games (7 starts) in 2017, posting 30 catches for 394 yards and 1 TD. Started all 13 games in 2016 and registered 29 receptions for 478 yards and 8 TDs. Began his collegiate career as a walk-on that earned a scholarship in 2014

TRANSACTIONS

2019	Drafted by DET in 6th round (184th overall) <i>Signed 4-year contract</i>
9/26/19	Waived by DET
9/28/19	Signed by DET to practice squad
12/12/19	Signed by DET to active roster
8/9/20	Waived by DET
8/10/20	Claimed off waivers by GB
8/19/20	Waived by GB
8/20/20	Claimed off waivers by PHI
9/3/20	Waived by PHI
9/6/20	Signed by PHI to practice squad
10/3/20	Signed by PHI from practice squad to active roster



NATHAN GERRY 47 | LB



Height: 6-2 **Weight:** 230 **DOB:** Feb. 23, 1995 (Age 25) (*pronounced GARY*)
NFL Experience: 4th Year (4th with Eagles) **Draft:** D5b-17 (184th overall) by PHI
College: Nebraska **Hometown (HS):** Sioux Falls, SD (Washington)

Super Bowl Champion: LII

CAREER STATISTICS

Year	Team	GP/S	TACKLES					PASS DEFENSE						FUMBLES			DEF SNAPS	
			Total	Solo	Asst	TFL	Sacks	Int	Yds	Lg	TD	PD	QPH	FF	FR	Yds	No	Pct
2017	Philadelphia	10/1	1	1	0	0	0.0	0	0	--	0	1	0	0	0	0	20	2%
2018	Philadelphia	13/2	18	13	5	0	0.0	1	8	8	0	1	0	0	0	0	134	13%
2019	Philadelphia	16/12	67	50	17	1	2.5	2	0	--	1	2	1	0	1	0	630	61%
2020	Philadelphia	7/7	50	33	17	3	1.0	0	0	--	0	2	1	0	0	0	478	97%
Totals		45/22	136	97	39	4	3.5	3	8	8	1	6	2	0	1	0	---	---

PLAYOFFS

Year	Team	GP/S	Total	Solo	Asst	TFL	Sacks	Int	Yds	Lg	TD	PD	QPH	FF	FR	Yds	No	Pct
2017	Philadelphia	3/0	0	0	0	0	0.0	0	0	--	0	0	0	0	0	0	1	1%
2018	Philadelphia	2/0	0	0	0	0	0.0	0	0	--	0	0	0	0	0	0	5	4%
2019	Philadelphia	1/1	6	4	2	0	0.0	0	0	--	0	0	1	0	0	0	52	81%
Totals		6/1	6	4	2	0	0.0	0	0	--	0	0	1	0	0	0	---	---

ADDITIONAL STATISTICS

INT-TDs: 1 - 10/6/19 vs. NYJ (Jets QB Luke Falk) **Special Teams Tackles:** 19 - 2020 (1) 2019 (8), 2018 (4), 2017 (6) **Postseason Special Teams Tackles:** 2 - 2019 (1), 2018 (1)

CAREER HIGHS

Tackles	8	4x, last: 10/18/20 vs. Bal.
Sacks	1.0	2x, last: 10/22/20 vs. NYG
INTs	1	3x, last: 10/6/19 vs. NYJ
PDs	1	6x, last: 10/18/20 vs. Bal.
FFs	--	---
FRs	1	11/24/19 vs. Sea

2020 SEASON - EAGLES



2019 SEASON - EAGLES



Tied for the team lead with 2 INTs and ranked 3rd in tackles (career-high 67), behind **Malcolm Jenkins** (118) and **Rodney McLeod** (108). Also led the Eagles in special teams snaps (335, 74%) and finished with a career-high 8 special teams tackles



In the first quarter of the 31-6 win vs. NYJ (10/6/19), intercepted Jets QB **Luke Falk** on fourth-and-1 and returned it 51 yards for a TD. Marked the Eagles' first INT-TD since **Patrick Robinson's** 50-yard return in the 2017 NFC Championship Game on 1/21/18 vs. Minnesota. Became the first Eagles LB to return an INT for a TD since **Jordan Hicks'** 67-yard return on 11/8/15 at Dallas

2018 SEASON - EAGLES



Finished the regular season with 18 tackles (5 solo) and 1 INT while registering 4 special teams tackles. Ranked 3rd on the Eagles special teams units with 257 snaps (59%), trailing only **LaRoy Reynolds** (359, 83%) and **Kamu Grugier-Hill** (344, 79%)



Produced his first career INT when he picked off QB **Mark Sanchez** in the 28-13 win vs. Was. (12/3/18)

2017 SEASON - EAGLES



In his debut season, tied for the 6th-most special teams snaps (181, 40%) on the team and ranked 2nd among Eagles rookies in special teams tackles (6), behind **Corey Clement** (10)



Played key special teams roles in all 3 playoff games during the Eagles' **Super Bowl LII**-winning postseason run





2020 GAME-BY-GAME STATISTICS (PHI)

Date	Opp		GP/S	Tot	Solo	Sk	Int	PD	FF	FR	Snap	Pct
Sep 13	at Was	L	1/1	7	4	0.0	0	0	0	0	69	99%
Sep 20	LAR	L	1/1	7	4	0.0	0	0	0	0	69	100%
Sep 27	Cin	T	1/1	8	5	0.0	0	1	0	0	70	97%
Oct 4	at SF	W	1/1	7	6	0.0	0	0	0	0	72	99%
Oct 11	at Pit	L	1/1	6	4	0.0	0	0	0	0	75	100%
Oct 18	Bal	L	1/1	8	6	0.0	0	1	0	0	68	93%
Oct 22	NYG	W	1/1	7	4	1.0	0	0	0	0	55	92%
Nov 1	Dal											
Nov 15	at NYG											
Nov 22	at Cle											
Nov 30	Sea											
Dec 6	at GB											
Dec 13	NO											
Dec 20	at Ari											
Dec 27	at Dal											
Jan 3	Was											
Totals			7/7	50	33	1.0	0	2	0	0	478	97%

COLLEGE HIGHLIGHTS

- ▶ Named a Bednarik Award semi-finalist, earned All-America and first-team All-Big Ten honors as a senior in 2016
- ▶ Played in 11 games (all starts) and finished 2nd on the team with 74 tackles. Added 4 INTs for the third consecutive season
- ▶ Voted third-team All-Big Ten by the media as a junior in 2015 after leading the Huskers with 79 tackles and 4 INTs
- ▶ Earned Honorable Mention All-Big Ten accolades as a sophomore in 2014. Started every game and led Nebraska with a career-high 5 INTs, all in conference games. Totaled a career-high 15 tackles and an INT at Iowa (11/28/14) to earn Big Ten Defensive Player of the Week honors

TRANSACTIONS

- 2017** Drafted by PHI in 5th round (184th overall)
Signed 4-year contract
- 9/2/17** Waived by PHI
- 9/4/17** Signed by PHI to practice squad
- 10/19/17** Signed by PHI from practice squad to active roster
- 7/29/20** Placed on Reserve/COVID-19
- 8/9/20** Activated from Reserve/COVID-19



DALLAS GOEDERT 88 | TE



Height: 6-5 **Weight:** 256 **DOB:** Jan. 3, 1995 (Age 25) (*pronounced GOD-ert*)
NFL Experience: 3rd Year (3rd with Eagles) **Draft:** D2-18 (49th overall) by PHI
College: South Dakota State **Hometown (HS):** Britton, SD (Britton-Hecla)

CAREER STATISTICS

Year	Team	GP/S	RECEIVING					OFF SNAPS	
			Rec	Yds	Avg	Lg	TD	No	Pct
2018	Philadelphia	16/8	33	334	10.1	32t	4	525	48%
2019	Philadelphia	15/9	58	607	10.5	28t	5	781	66%
2020	Philadelphia	3/1	13	138	10.6	34t	1	123	35%
Totals		34/18	104	1079	10.4	34t	10	---	---

PLAYOFFS

2018	Philadelphia	2/0	2	20	10.0	10t	1	50	42%
2019	Philadelphia	1/1	7	73	10.4	17	0	67	97%
Totals		3/1	9	93	10.3	17	1	---	---

ADDITIONAL STATISTICS

Fumbles/Lost: 2/2 - 2019 (2/2) **Fumbles Recoveries:** 1 - 2018 (1)

Special Teams Tackles: 5 - 2019 (2), 2018 (3)

Postseason Special Teams Tackles: 1 - 2018 (1)

CAREER HIGHS

Receptions	9	12/22/19 vs. Dal.
Receiving Yards	101	9/13/20 at Was.
Receiving Long	34t	9/13/20 at Was.
Receiving TDs	1	11x, last: 9/13/20 at Was.



2020 SEASON - EAGLES

- ▶ Led the Eagles offense with a team-high 8 receptions for a career-best 101 yards and 1 TD in the season opener at Was. (9/13/20). His 34-yard TD catch in the second quarter marked the longest reception of his NFL career

2019 SEASON - EAGLES

- ▶ Posted Top 10 finishes among NFL TEs in receptions (9th, 58), receiving yards (607, 10th) and receiving TDs (T-7th, 5). Also ranked 6th among TEs with 331 yards after the catch
- ▶ Led the Eagles' passing attack with postseason career highs in receptions (7) and receiving yards (73) vs. Sea. (1/5/20) in the Wild Card Round. Became just the fourth TE in team history to record 7+ catches and 70+ yards in a playoff game, joining **Brent Celek** (10-83 on 1/18/09 at Ari.), **Zach Ertz** (8-93 on 1/21/18 vs. Min.) and **Keith Jackson** (7-142 on 12/31/88 at Chi.)
- ▶ Registered career highs in receptions (9) and receiving yards (91) while adding a 6-yard TD in the 17-9 win vs. Dal. (12/22/19)

2018 SEASON - EAGLES

- ▶ Led all NFL rookie TEs with 4 receiving TDs (ranked 6th overall among rookies) in the regular season. Also tied for the 3rd-most receiving TDs ever by a rookie TE in Eagles history, trailing only **Keith Jackson** in 1988 (6) and **Charle Young** in 1973 (6)
- ▶ Hauled in a 10-yard TD reception from **Nick Foles** in the third quarter of the Eagles' Wild Card Playoff victory at Chi. (1/6/19). Became the first NFL rookie TE to catch a go-ahead TD in a post-season game since **Richard Rodgers** with Green Bay on 1/11/15 vs. Dallas (13-yard TD from **Aaron Rodgers** that gave the Packers a 26-21 advantage in the fourth quarter)
- ▶ Produced a team-high 7 receptions for 73 yards and 1 TD in the 20-16 win vs. Ind. (9/23/18). Caught his first career TD on a 13-yard pass from **Carson Wentz** on the opening drive

COLLEGE HIGHLIGHTS

- ▶ A two-time FCS All-America First Team selection (2016-17) and two-time FCS Walter Payton Award finalist (2016-17) at South Dakota State, where he finished with the 3rd-most receptions (198), 4th-most receiving yards (2,988) and 5th-most receiving TDs (21) in school history
- ▶ Over his last two seasons at South Dakota State (2016-17), led all FCS TEs in receptions (164) and receiving yards (2,404) and ranked 2nd among that group in receiving TDs (18)
- ▶ As a senior in 2017, earned first-team All-MVFC honors after leading the nationally-ranked Jackrabbits with 72 receptions and 1,111 receiving yards
- ▶ Also ranked 2nd on the team with 7 receiving TDs as a senior. Caught TDs in FCS playoff games against Northern Iowa (12/2/17) and at James Madison (12/16/17)
- ▶ Earned all-conference honors as a junior in 2016 after setting a South Dakota State single-season record with 92 receptions. His 1,293 receiving yards were the 5th-most in a season by a Jack-rabbit and the most by a TE. Caught 8 passes for 204 yards and tied a school record with 4 TDs in the home win over Western Illinois (10/1/16)



2020 GAME-BY-GAME STATISTICS (PHI)

				RECEIVING					SNAPS	
Date	Opp		GP/S	Rec	Yds	Avg	Lg	TD	No	Pct
Sep 13	at Was	L	1/1	8	101	12.6	34t	1	54	79%
Sep 20	LAR	L	1/0	4	30	7.5	11	0	63	89%
Sep 27	Cin	T	1/0	1	7	7.0	7	0	6	7%
Oct 4	at SF	W	0/0	INJURED RESERVE						
Oct 11	at Pit	L	0/0	INJURED RESERVE						
Oct 18	Bal	L	0/0	INJURED RESERVE						
Oct 22	NYG	W	0/0	INJURED RESERVE						
Nov 1	Dal									
Nov 15	at NYG									
Nov 22	at Cle									
Nov 30	Sea									
Dec 6	at GB									
Dec 13	NO									
Dec 20	at Ari									
Dec 27	at Dal									
Jan 3	Was									
Totals			3/1	13	138	10.6	34t	1	123	35%



- Named first-team All-MVFC following his sophomore year in 2015. Recorded 2 receptions for 43 yards, including a 30-yard TD, in the FCS playoff game at Montana (11/28/15)

TRANSACTIONS

2018 Drafted by PHI in 2nd round (49th overall)
Signed 4-year contract

9/29/20 Placed on Reserve/Injured



BRANDON GRAHAM 55 | DE



Height: 6-2 **Weight:** 265 **DOB:** April 3, 1988 (Age 32)

NFL Experience: 11th Year (11th with Eagles) **Draft:** D1-10 (13th overall) by PHI

College: Michigan **Hometown (HS):** Detroit, MI (Crockett Vocational Technical)

All-Pro: 2016 **Super Bowl Champion:** LII

CAREER STATISTICS

Year	Team	GP/S	TACKLES					PASS DEFENSE						FUMBLES			DEF SNAPS	
			Total	Solo	Asst	TFL	Sacks	Int	Yds	Lg	TD	PD	QPH	FF	FR	Yds	No	Pct
2010	Philadelphia	13/6	19	12	7	1	3.0	0	0	--	0	0	13	2	0	0	N/A	N/A
2011	Philadelphia	3/0	4	2	2	1	0.0	0	0	--	0	0	1	0	0	0	N/A	N/A
2012	Philadelphia	16/6	50	34	16	7	5.5	0	0	--	0	1	27	2	1	0	420	40%
2013	Philadelphia	16/0	21	14	7	2	3.0	0	0	--	0	0	7	1	0	0	323	27%
2014	Philadelphia	16/1	43	29	14	13.5	5.5	0	0	--	0	0	18	4	0	0	499	43%
2015	Philadelphia	16/10	63	44	19	12.5	6.5	0	0	--	0	1	7	3	0	0	858	71%
2016	Philadelphia	16/16	64	50	14	14	5.5	0	0	--	0	1	30	2	1	4	764	75%
2017	Philadelphia	15/15	51	43	8	16	9.5	0	0	--	0	1	27	2	1	0	666	65%
2018	Philadelphia	16/16	46	37	9	12	4.0	0	0	--	0	2	40	1	1	0	753	72%
2019	Philadelphia	16/16	61	59	12	18	8.5	0	0	--	0	1	34	1	2	0	791	76%
2020	Philadelphia	7/7	25	21	4	9	6.0	0	0	--	0	0	17	1	0	0	340	69%
Totals		150/93	447	335	112	106	57.0	0	0	--	0	7	221	19	6	4	---	---

PLAYOFFS

2010	Philadelphia	0/0	INJURED RESERVE (KNEE) (12/14/10)															
2013	Philadelphia	1/0	2	1	1	0	1.0	0	0	--	0	0	1	0	0	0	22	31%
2017	Philadelphia	3/3	5	4	1	0	1.0	0	0	--	0	0	13	1	0	0	162	79%
2018	Philadelphia	2/2	5	4	1	1	1.5	0	0	--	0	0	4	1	0	0	123	87%
2019	Philadelphia	1/1	0	0	0	0	0.0	0	0	--	0	0	0	0	0	0	38	59%
Totals		7/6	12	9	3	1	3.5	0	0	--	0	0	18	2	0	0	---	---

ADDITIONAL STATISTICS

Fumble Recovery TD: 16-yard TD (forced by Nigel Bradham) on 12/10/17 at LAR **Special Teams Tackles:** 15 - 2014 (8), 2013 (7)

CAREER HIGHS

Tackles	10	12/13/12 vs. Cin.
Sacks	3.0	10/6/19 vs. NYJ
INTs	--	---
PDs	1	6x, last: 12/30/18 at Was.
FFs	2	11/8/15 at Dal.
FRs	1	5x, last: 9/26/19 at GB

CAREER HIGHLIGHTS

- ▶ Recorded one of the top defensive plays in franchise history when he strip-sacked Patriots QB **Tom Brady** in the fourth quarter of **Super Bowl LII** (recovered by **Derek Barnett**). The takeaway set up a 46-yard FG by **Jake Elliott** that gave the Eagles a 41-33 lead with 1:05 remaining in the game
- ▶ Voted second-team **All-Pro** and named a **Pro Bowl** first alternate after the 2016 season, when he ranked 1st in the NFL with 78 combined sacks, hurries and QB knockdowns

NOTES TO KNOW

- ▶ Through the first seven weeks of the regular season, he's the only player in the league that has recorded 6.0 sacks and 9+ TFLs.

2020 SEASON - EAGLES

- ▶ Following his game-winning strip sack on QB **Daniel Jones** vs. NYG (10/22/20), Graham has the 3rd most sacks (6.0) in the NFL, behind **Aaron Donald** (7.5) and **Myles Garrett** (7.0).
- ▶ Graham sacked QB **Lamar Jackson** twice vs. Bal (10/18/20), which now moved him into fourth place all-time in franchise history with 56 career sacks.
- ▶ Led the Eagles DL with 6 tackles, including 3 TFLs, along with 2.0 sacks and 4 QB pressures and hits vs. Cin. (9/27/20)

2019 SEASON - EAGLES

- ▶ Finished the regular season with a team-leading 8.5 sacks, which are the 2nd-most of his career (9.5 in 2017). Also led the Eagles defense with 18 TFLs and 34 QB pressures and hits (tied)





2020 GAME-BY-GAME STATISTICS (PHI)

Date	Opp	GP/S	Tot	Solo	Sk	Int	PD	FF	FR	Snap	Pct
Sep 13	at Was	L	1/1	3	3	0.0	0	0	0	38	54%
Sep 20	LAR	L	1/1	1	1	1.0	0	0	0	44	64%
Sep 27	Cin	T	1/1	6	6	2.0	0	0	0	58	81%
Oct 4	at SF	W	1/1	1	0	0.0	0	0	0	56	77%
Oct 11	at Pit	L	1/1	4	3	0.0	0	0	0	57	76%
Oct 18	Bal	L	1/1	6	5	2.0	0	0	0	44	60%
Oct 22	NYG	W	1/1	4	3	1.0	0	0	1	43	72%
Nov 1	Dal										
Nov 15	at NYG										
Nov 22	at Cle										
Nov 30	Sea										
Dec 6	at GB										
Dec 13	NO										
Dec 20	at Ari										
Dec 27	at Dal										
Jan 3	Was										
Totals		7/7	25	21	6.0	0	0	1	0	340	69%

- ▶ Sacked Giants QB **Daniel Jones** in the division-clinching, 34-17 victory at NYG (12/29/19). The takedown moved him into sole possession of 5th place on the Eagles' all-time sacks list
- ▶ Totaled 1.5 sacks of Seahawks QB **Russell Wilson** while also adding 3 tackles (2 solo) vs. Sea. (11/24/19)
- ▶ Led the Eagles' 10.0-sack performance (tied for 2nd-most in franchise history) with a career-high 3.0 sacks in the 31-6 win vs. NYJ (10/6/19). Became the first Eagle to register 3.0 sacks in a game since **Fletcher Cox** on 12/30/18 at Washington

2018 SEASON - EAGLES

- ▶ Ranked 3rd on the Eagles defense in TFLs (12) and QB pressures and hits (career-high 40) and 4th in sacks (4.0). Also recorded 46 tackles (37 solo), 2 PDs, 1 FF and 1 FR
- ▶ Notched his second career postseason strip-sack (also Patriots QB **Tom Brady** in **Super Bowl LII**) when he brought down Saints QB **Drew Brees** in the Divisional Round at NO (1/13/19)
- ▶ Had 1.5 sacks of Cowboys QB **Dak Prescott** vs. Dal. (11/11/18)

2017 SEASON - EAGLES

- ▶ Recorded one of the top defensive plays in franchise history when he strip-sacked Patriots QB **Tom Brady** in the fourth quarter of **Super Bowl LII** (recovered by **Derek Barnett**). The takeaway set up a 46-yard FG by **Jake Elliott** that gave the Eagles a 41-33 lead with 1:05 remaining in the game
- ▶ Named a **Pro Bowl** first alternate in 2017 after leading the team with a career-high 9.5 sacks. Added 51 tackles (43 solo), 16 TFLs, 1 PD, 27 QB pressures and hits, 2 FFs and 1 FR
- ▶ Sealed the victory with a 16-yard fumble recovery TD forced by **Nigel Bradham** in the 43-35 win at LAR (12/10/17)
- ▶ Produced 5 tackles (4 solo) along with 1.5 sacks of Seahawks QB **Russell Wilson** at Sea. (12/3/19)
- ▶ Sacked QB **Kirk Cousins** twice in the season-opening, 30-17 victory at Was. (9/10/17). Included a strip-sack that led to a 20-yard fumble recovery TD by **Fletcher Cox**



2016 SEASON - EAGLES

- ▶ Voted second-team **All-Pro** and named a **Pro Bowl** first alternate after ranking 1st in the NFL with 78 combined sacks, hurries and QB knockdowns. Led the Eagles with 14 TFLs
- ▶ Proved to be a disruptive force throughout the 21-10 win vs. Min. (10/23/16), recording 3 tackles (2 solo), 6 hurries and a strip-sack of Vikings QB **Sam Bradford**
- ▶ Registered sacks in 3 consecutive games to open the regular season, becoming the first Eagle to accomplish the feat since **Jason Babin**, **Trent Cole** and **Cullen Jenkins** each did so in 2011

2015 SEASON - EAGLES

- ▶ Finished the regular season tied for the team lead with 3 FFs and ranked 3rd on the defense with 6.5 sacks
- ▶ Posted his sixth-career multi-sack game after taking down Patriots QB **Tom Brady** twice at NE (12/6/15)
- ▶ Recorded 2.0 sacks against Cowboys QB **Matt Cassel** at Dal. (11/8/15), jarring the ball loose on both takedowns. Became just the fifth Eagle since 1994 to post 2.0 sacks and 2 FFs in the same game, joining **Fletcher Cox** (10/11/15 vs. NO), **Jevon Kearse** (11/20/05 at NYG), **Bobby Taylor** (9/15/97 at Dal.) and **William Fuller** (10/29/95 vs. StL)

2014 SEASON - EAGLES

- ▶ Ranked 3rd in the NFL with a career-high 4 FFs, trailing only **Ryan Kerrigan** (5) and **Robert Quinn** (5). Also produced the 2nd-most TFLs (13.5) on the team
- ▶ Tallied 1.5 sacks vs. Car. (11/10/14), including a strip-sack of Panthers QB **Cam Newton**

2013 SEASON - EAGLES

- ▶ Sacked Saints QB **Drew Brees** in his first career playoff game in the NFC Wild Card game vs. NO (1/4/14)
- ▶ In just 13 defensive snaps, notched 2.0 sacks of Cardinals QB **Carson Palmer** vs. Ari. (12/1/13)



2012 SEASON – EAGLES

- ▶ Tied with **Jason Babin** and **Fletcher Cox** for the team lead with 5.5 sacks (4.0 in the final 6 games of the season)
- ▶ Collared a career-high and Eagles season-high 2.5 sacks of QB **Andy Dalton** vs. Cin. (12/13/12), including a strip-sack in the second quarter. Also tallied a career-best 10 tackles (7 solo) and added 3 hurries
- ▶ Recorded the first multi-sack game of his career at Dal. (12/2/12), producing 1.5 sacks of Cowboys QB **Tony Romo**

2010 SEASON – EAGLES

- ▶ Posted the first sack of his career in his hometown at Det. (9/19/10), bringing down Lions QB **Shaun Hill**
- ▶ Joined S **Nate Allen** as the first pair of defensive rookies to start on opening day for the Eagles since S **Wes Hopkins** and LB **Jody Schultz** in 1983

COLLEGE HIGHLIGHTS

- ▶ Played in 46 games (28 starts) at Michigan, recording 138 tackles (85 solo), 29.5 sacks, 56 TFLs, 8 FFs and 3 FRs.
- ▶ Finished his college career ranked 2nd in school history in sacks (29.5), FFs (8) and TFLs (56)
- ▶ Also blocked 2 punts and returned a teammate's blocked punt 2 yards for a TD vs. Delaware State (10/17/09)
- ▶ Selected as Michigan's Bo Schembechler MVP twice (2008-09) in

his career, becoming the first defensive player in school history to accomplish the feat

- ▶ The previous two-time MVPs were RB **Mike Hart** (2006-07), WR **Anthony Carter** (1980, 1982), RB **Ron Johnson** (1968-69), RB **Tom Harmon** (1939-40) and G **Ralph Heikkinen** (1937-38)
- ▶ Was a second-team All-America selection and first-team All-Big Ten Conference pick as a senior in 2009. Also finished as a finalist for the Ted Hendricks Award, which is given annually to the nation's top college defensive end. Recorded a career-best 64 tackles (42 solo) and team-high 10.5 sacks, while leading the NCAA with 26 TFLs (2nd-best single-season total in Michigan history)
- ▶ Earned second-team all-conference honors as a junior in 2008 after notching 46 tackles (29 solo), 20 TFLs (ranked 2nd in the nation) and 10.0 sacks (ranked 2nd in the conference)

TRANSACTIONS

2010	Drafted by PHI in 1st round (13th overall) <i>Signed 5-year contract</i>
12/14/10	Placed on Injured Reserve (knee)
9/3/11	Placed on Reserve/PUP List (knee)
11/5/11	Activated from Reserve/PUP List (knee)
3/9/15	Re-signed by PHI to 4-year contract
7/26/18	Placed on Active/PUP List (ankle)
8/20/18	Activated from PUP List (ankle)
3/1/19	Agreed to terms with PHI on 3-year contract



JAVON HARGRAVE 93 | DT



Height: 6-2 **Weight:** 305 **DOB:** Feb. 7, 1993 (Age 27) (*pronounced JAY-von*)

NFL Experience: 5th Year (1st with Eagles) **Draft:** D3-16 (89th overall) by PIT **Acquired:** FA-PIT-20

College: South Carolina State **Hometown (HS):** Salisbury, NC (North Roan)

CAREER STATISTICS

Year	Team	GP/S	TACKLES					PASS DEFENSE						FUMBLES			DEF SNAPS	
			Total	Solo	Asst	TFL	Sacks	Int	Yds	Lg	TD	PD	QPH	FF	FR	Yds	No	Pct
2016	Pittsburgh	15/13	27	18	9	5	2.0	0	0	--	0	0	11	0	1	0	492	47%
2017	Pittsburgh	16/12	32	21	11	4	2.0	0	0	--	0	1	18	1	0	0	455	46%
2018	Pittsburgh	16/14	49	32	17	6	6.5	0	0	--	0	1	18	0	0	0	455	44%
2019	Pittsburgh	16/13	60	35	25	7	4.0	0	0	--	0	0	22	1	0	0	680	63%
2020	Philadelphia	6/2	7	3	4	0	1.0	0	0	--	0	0	6	0	0	0	232	47%
Totals		69/54	175	109	66	22	15.5	0	0	--	0	2	54	2	1	0	---	---

PLAYOFFS

2016	Pittsburgh	3/3	8	4	4	3	1.0	0	0	--	0	0	3	0	0	0	153	77%
2017	Pittsburgh	1/1	1	1	0	0	0.0	0	0	--	0	0	0	0	0	0	23	38%
Totals		4/4	9	5	4	3	1.0	0	0	--	0	0	3	0	0	0	---	---

ADDITIONAL STATISTICS

Fumble Recovery TD: 1 - 11/20/16 at Cle. (recovered in end zone)

CAREER HIGHS

Tackles	10	10/8/17 vs. Jax.
Sacks	2.0	11/18/18 at Jax.
INTs	--	---
PDs	1	2x, last: 11/18/18 at Jax.
FFs	1	2x, last: 11/10/19 vs. LAR
FRs	1	11/20/16 at Cle.

2020 SEASON - EAGLES



2019 SEASON - STEELERS

- ▶ Posted career highs in total tackles (60), TFLs (7) and defensive snaps (680, 63%) while also adding the 4th-most sacks (4.0) on the Steelers defense
- ▶ Recorded a strip-sack of Rams QB **Jared Goff** that was recovered by Steelers S **Minkah Fitzpatrick** and returned 43 yards for a TD in the win vs. LAR (11/10/19)

2018 SEASON - STEELERS

- ▶ Registered the 3rd-most sacks on the Steelers defense (career-high 6.5) along with 49 tackles (32 solo) and 6 TFLs
- ▶ Contributed to sacks in 3 straight games (11/18/18-12/2/18), including a career-high 2.0 sacks against Jaguars QB **Blake Bortles** in the 20-16 win at Jax. (11/18/18)

2017 SEASON - STEELERS

- ▶ Finished the regular season with 32 tackles (21 solo), 4 TFLs and 2.0 sacks. Also added 1 solo tackle in the postseason during the AFC Divisional Round vs. Jax. (1/4/18)
- ▶ Tallied a career-high 10 tackles (4 solo) vs. Jax (10/8/17)

2016 SEASON - STEELERS

- ▶ Produced 27 tackles (18 solo), 5 TFLs and 2.0 sacks during the regular season of his rookie campaign. Also combined for 8 tackles (4 solo), 3 TFLs and 1.0 sack in 3 playoff contests
- ▶ Logged 5 tackles (2 solo) and sacked Patriots QB **Tom Brady** in the AFC Championship Game at NE (1/22/17)
- ▶ Recovered a fumble by Browns QB **Josh McCown** (forced by Steelers LB **Ryan Shazier**) in the end zone for his first career TD in the 24-9 win at Cle. (11/20/16)





2020 GAME-BY-GAME STATISTICS (PHI)												
Date	Opp		GP/S	Tot	Solo	Sk	Int	PD	FF	FR	Snap	Pct
Sep 13	at Was	L	0/0	INACTIVE (PECTORAL, HAMSTRING)								
Sep 20	LAR	L	1/0	0	0	0.0	0	0	0	0	25	36%
Sep 27	Cin	T	1/0	0	0	0.0	0	0	0	0	32	44%
Oct 4	at SF	W	1/0	1	0	0.5	0	0	0	0	42	58%
Oct 11	at Pit	L	1/1	4	2	0.5	0	0	0	0	49	65%
Oct 18	Bal	L	1/0	0	0	0.0	0	0	0	0	42	58%
Oct 22	NYG	W	1/1	2	1	0.0	0	0	0	0	42	70%
Nov 1	Dal											
Nov 15	at NYG											
Nov 22	at Cle											
Nov 30	Sea											
Dec 6	at GB											
Dec 13	NO											
Dec 20	at Ari											
Dec 27	at Dal											
Jan 3	Was											
Totals			6/2	7	3	0.5	0	0	0	0	232	47%



COLLEGE HIGHLIGHTS

- ▶ Started all 47 games played at South Carolina State (2012-15). Totaled 200 tackles, 62 TFLs, 37.0 sacks, 5 FFs and 2 FRs
- ▶ Selected a two-time SBN Sports Mel Blount Defensive Player of the Year and Defensive Player of the Year in the Mid-Eastern Athletic Conference (2014-15)
- ▶ In 2015, ranked 5th in the FCS with 22 TFLs. Also led the MEAC and finished 3rd in the FCS with 16.0 sacks in 2014
- ▶ Earned second-team All-MEAC second-team honors in 2013

TRANSACTIONS

- 2016** Drafted by PIT in 3rd round (89th overall)
Signed 4-year contract
- 3/18/20** Agreed to terms with PHI on 3-year contract



NATE HERBIG 67 | C/G



Height: 6-4 **Weight:** 334 **DOB:** July 10, 1998 (Age 22)

NFL Experience: 2nd Year (2nd with Eagles) **Draft:** UDFA-19 by PHI

College: Stanford **Hometown (HS):** Honolulu, HI (Saint Louis School)

CAREER STATISTICS

			STARTS			OFF SNAPS	
Year	Team	GP/S	LG	C	RG	No	Pct
2019	Philadelphia	2/0	0	0	0	3	1%
2020	Philadelphia	7/7	4	0	3	504	100%
Totals		9/7	4	0	3	---	---
PLAYOFFS							
2019	Philadelphia	1/0	0	0	0	0	0%
Totals		1/0	0	0	0	---	---

CAREER HIGHLIGHTS

- ▶ Made his first career start at right guard in the season opener at Was. (9/13/20). Saw action in all 68 offensive snaps
- ▶ Appeared in 2 regular-season games and 1 postseason game as a rookie in 2019

COLLEGE HIGHLIGHTS

- ▶ As a junior in 2018, played in 7 games (all starts), opening 6 contests at RG and 1 at RT. Earned second-team All-Pac-12 honors and was named preseason first team All-America by the *Associated Press*. Was also named to the Outland Trophy watch list
- ▶ Played in 13 games as a sophomore in 2017 and earned first-team All-Pac-12 honors
- ▶ In 2016, became the first true freshman to start on the OL since 2012, and just the second true freshman to do so since 2000

TRANSACTIONS

2019 Signed by PHI as undrafted free agent





JOHN HIGHTOWER 82 | WR



Height: 6-2 **Weight:** 190 **DOB:** May 31, 1996 (Age 24)

NFL Experience: Rookie (1st with Eagles) **Draft:** D5-20 (168th overall) by PHI

College: Boise State **Hometown (HS):** Upper Marlboro, MD (Riverdale Baptist)

CAREER STATISTICS

Year	Team	GP/S	RECEIVING					OFF SNAPS	
			Rec	Yds	Avg	Lg	TD	No	Pct
2020	Philadelphia	7/4	9	166	18.4	59	0	283	56%
Totals		7/4	9	166	18.4	59	0	---	---

CAREER HIGHS

Receptions	2	3x, last: 10/11/20 at Pit.
Receiving Yards	59	10/22/20 vs NYG
Receiving Long	59	10/22/20 vs NYG
Receiving TDs	--	---

2020 GAME-BY-GAME STATISTICS (PHI)

Date	Opp		GP/S	RECEIVING					SNAPS	
				Rec	Yds	Avg	Lg	TD	No	Pct
Sep 13	at Was	L	1/0	1	-2	-2.0	-2	0	27	40%
Sep 20	LAR	L	1/0	0	0	---	--	0	7	10%
Sep 27	Cin	T	1/1	2	19	9.5	11	0	78	86%
Oct 4	at SF	W	1/1	2	22	11.0	13	0	50	81%
Oct 11	at Pit	L	1/1	2	18	9.0	9	0	48	81%
Oct 18	Bal	L	1/1/	1	50	50.0	50	0	43	60%
Oct 22	NYG	W	1/0	1	59	59.0	59	0	30	37%
Nov 1	Dal									
Nov 15	at NYG									
Nov 22	at Cle									
Nov 30	Sea									
Dec 6	at GB									
Dec 13	NO									
Dec 20	at Ari									
Dec 27	at Dal									
Jan 3	Was									
Totals			7/4	9	166	18.4	59	0	283	56%

2020 SEASON - EAGLES

- ▶ During the fourth quarter vs. NYG (10/22/20) QB **Carson Wentz** completed a 59-yard pass to Hightower. With that reception he became the first Eagles rookie with 50+ yard receptions in back-to-back games since **Mel Bleeker** in 1944, According to Elias Sports.

COLLEGE HIGHLIGHTS

- ▶ In 2019, earned All-Mountain West honors as a WR and KR after producing a career-high 1,736 all-purpose yards. Ranked 1st in the conference with an 18.5 receiving average (min. 50 receptions) and led the team in receiving yards (943) and receiving TDs (8)
- ▶ Tied for 2nd on the team with 8 total TDs and ranked 3rd in all-purpose yards (870) in 2018
- ▶ Totaled 31 receptions for 509 yards and 7 TDs at Hinds Community College (2016-17)

TRANSACTIONS

- 2020** Drafted by PHI in 5th round (168th overall)
Signed 4-year contract





JASON HUNTLEY 32 | RB



Height: 5-9 **Weight:** 195 **DOB:** April 20, 1998 (Age 22)

NFL Experience: Rookie (1st with Eagles) **Draft:** D5-20 (172nd overall) by DET **Acquired:** W-DET-20

College: New Mexico State **Hometown (HS):** Arlington, TX (Martin)

CAREER STATISTICS

Year	Team	GP/S	RUSHING					RECEIVING					TYS	OFF SNAPS	
			Att	Yds	Avg	Lg	TD	Rec	Yds	Avg	Lg	TD		No	Pct
2020	Philadelphia	3/0	3	14	4.7	1	0	0	0	---	--	0	14	9	2%
Totals		3/0	3	14	4.7	1	0	0	0	---	--	0	14	---	---

CAREER HIGHS

Rush Attempts	2	10/22/20 vs. NYG.
Rushing Yards	13	10/22/20 vs. NYG.
Rushing Long	10	10/22/20 vs. NYG.
Rushing TDs	--	---
Receptions	--	---
Receiving Yards	--	---
Receiving Long	--	---
Receiving TDs	--	---
Scrimmage Yards	13	10/22/20 vs. NYG.
Offensive TDs	--	---

2020 SEASON - EAGLES



COLLEGE HIGHLIGHTS

- ▶ Combined for 2,197 yards and 18 TDs on 374 carries (5.9 avg.) in 46 career games at New Mexico State. Added 134 receptions for 1,119 yards and 7 TDs (8.4 avg.), while also returning 59 kick-offs for 1,521 yards (25.8 avg.) and 5 TDs. Finished his collegiate career with the 9th-most receptions in school history. Was the only 2020 draft-eligible RB with 1,000+ career receiving yards
- ▶ Registered 154 rushes for 1,090 yards (7.1 avg.) and 9 TDs in 2019. His 7.1 rushing average ranked 4th among FBS players
- ▶ Led the NCAA with 3 kickoff return TDs in 2018. Logged 373 all-purpose yards against Louisiana in 2018, which marked the highest single-game total by an NCAA player that season

TRANSACTIONS

2020	Drafted by DET in 5th round (172nd overall) <i>Signed 4-year contract</i>
9/5/20	Waived by DET
9/6/20	Claimed off waivers by PHI



2020 GAME-BY-GAME STATISTICS (PHILADELPHIA)

Date	Opp		GP/S	RUSHING					RECEIVING					TYS	SNAPS	
				Att	Yds	Avg	Lg	TD	Rec	Yds	Avg	Lg	TD		No	Pct
Sep 13	at Was	L	1/0	1	1	1.0	1	0	0	0	---	--	0	1	1	1%
Sep 20	LAR	L	0/0	INACTIVE												
Sep 27	Cin	T	0/0	INACTIVE												
Oct 4	at SF	W	0/0	DID NOT PLAY												
Oct 11	at Pit	L	0/0	INACTIVE												
Oct 18	Bal	L	1/0	0	0	0	0	0	0	0	0	0	0	0	0	0
Oct 22	NYG	W	1/0	2	13	6.5	10	0	0	0	0	0	0	13	8	10%
Nov 1	Dal															
Nov 15	at NYG															
Nov 22	at Cle															
Nov 30	Sea															
Dec 6	at GB															
Dec 13	NO															
Dec 20	at Ari															
Dec 27	at Dal															
Jan 3	Was															
Totals			3/0	3	14	4.7	10	0	0	0	---	--	0	14	9	2%



JALEN HURTS 2 | QB



Height: 6-1 **Weight:** 223 **DOB:** Aug. 7, 1998 (Age 22)

NFL Experience: Rookie (1st with Eagles) **Draft:** D2-20 (53rd overall) by PHI

College: Oklahoma **Hometown (HS):** Channelview, TX (Channelview)

CAREER STATISTICS

Year	Team	GP/S	PASSING										RUSHING					OFF SNAPS	
			Att	Cmp	Pct	Yds	Y/A	TD	Int	Lg	Sk/Yds	Rate	Att	Yds	Avg	Lg	TD	No	Pct
2020	Philadelphia	6/0	1	1	100.0	18	18.0	0	0	18	0/0	118.8	9	51	5.7	20	0	24	5%
Totals		6/0	1	1	100.0	18	18.0	0	0	18	0/0	118.8	9	51	5.7	20	0	---	---

ADDITIONAL STATISTICS

Fumbles/Lost: 1/0 - 2020 (1/0)

CAREER HIGHS

Pass Attempts	1	10/11/20 at Pit.
Completions	1	10/11/20 at Pit.
Passing Yards	18	10/11/20 at Pit.
Yards/Attempt	18.0	10/11/20 at Pit.
Passing Long	18	10/11/20 at Pit.
Passing TDs	--	---
Completion %	100.0	10/11/20 at Pit.
Passer Rating	118.8	10/11/20 at Pit.
Rush Attempts	3	10/4/20 at SF
Rushing Yards	23	10/18/20 vs Bal
Rushing Long	20	10/18/20 vs Bal
Rushing TDs	--	---

2020 SEASON - EAGLES

- ▶ Completed his first career NFL pass at Pit. (10/11/20) when he connected with **Richard Rodgers** for an 18-yard gain on a drive that resulted in an Eagles TD
- ▶ Took snaps under center for the first time in his career vs. Cin. (9/27/20). Rushed twice for 8 yards and 1 first down
- ▶ Saw his first career NFL action in 3 offensive snaps as a receiver and running back vs. LAR (9/20/20)

COLLEGE HIGHLIGHTS

- ▶ Started 42 of 56 career games between Oklahoma (2019) and Alabama (2016-18) ... Posted a 38-4 record as a starter ... Completed 682-of-1,047 (65.1%) attempts for 9,477 yards and 80 TDs, while registering 3,274 yards and 43 TDs on 614 rushing attempts
- ▶ Finished as the runner-up for the Heisman Trophy and earned All-America and first-team All-Big 12 honors with the Sooners in 2019 ... Also named the Big 12 Conference Male Athlete of the Year ... Amassed 5,149 yards of total offense (3,851 passing, 1,298 rushing) ... Ranked 2nd among NCAA FBS QBs in offensive TDs (53) and passer efficiency rating (191.2), trailing only **Joe Burrow** (65-202.0) in both categories ... Became just the second NCAA FBS QB since 2000 to record 3,500+ passing yards (3,851), 1,000+ rushing yards (1,298) and 50+ offensive TDs (53) in a single season, joining **Kyler Murray** (4,361-1,001-54) in 2018
- ▶ Rallied the Crimson Tide to a SEC championship victory after he replaced injured starter **Tua Tagovailoa** in 2018
- ▶ Threw for 2,081 yards and 17 TDs against 1 INT on 154-of-255 (60.4%) passing and rushed for 855 yards and 8 TDs in 14 starts in 2017 ... Ranked 3rd in the SEC in total offense (2,936 yards)
- ▶ Named SEC Freshman of the Year, SEC Newcomer of the Year, SEC Offensive Player of the Year, first-team All-SEC and a freshman All-American in 2016 ... Completed 240-of-382 (62.8%) attempts for 2,780 yards, 23 TDs and 9 INTs and ran for a school QB-record 954 yards and 13 TDs ... His 36 offensive TDs set an Alabama single-season record and his 3,734 yards of total offense were the 2nd-most in program history

TRANSACTIONS

2020

Drafted by PHI in 2nd round (53rd overall)

Signed 4-year contract





2020 GAME-BY-GAME STATISTICS (PHILADELPHIA)

				PASSING										RUSHING					SNAPS	
Date	Opp		GP/S	Att	Cmp	Pct	Yds	Y/A	TD	Int	Lg	Sk/Yds	Rat	Att	Yds	Avg	Lg	TD	No	Pct
Sep 13	at Was	L	0/0	INACTIVE																
Sep 20	LAR	L	1/0	0	0	---	0	--	0	0	--	0/0	---	0	0	---	--	0	3	4%
Sep 27	Cin	T	1/0	0	0	---	0	--	0	0	--	0/0	---	2	8	4.0	8	0	3	3%
Oct 4	at SF	W	1/0	0	0	---	0	--	0	0	--	0/0	---	3	18	6.0	14	0	4	6%
Oct 11	at Pit	L	1/0	1	1	100.0	18	18.0	0	0	18	0/0	118.8	0	0	---	--	0	2	3%
Oct 18	Bal	L	1/0	0	0		0		0	0		0/0		2	23	11.5	20	0	7	10%
Oct 22	NYG	W	1/0	0	0	0	0	0	0	0	0	0/0	0	2	2	1.0	2	0	5	6%
Nov 1	Dal																			
Nov 15	at NYG																			
Nov 22	at Cle																			
Nov 30	Sea																			
Dec 6	at GB																			
Dec 13	NO																			
Dec 20	at Ari																			
Dec 27	at Dal																			
Jan 3	Was																			
Totals			6/0	1	1	100.0	18	18.0	0	0	18	0/0	118.8	9	51	5.7	20	0	24	5%



DESEAN JACKSON 10 | WR



Height: 5-10 **Weight:** 175 **DOB:** Dec. 1, 1986 (Age 33)

NFL Experience: 13th Year (8th with Eagles) **Draft:** D2b-08 (49th overall) by PHI **Acquired:** T-TB-19

College: California **Hometown (HS):** Long Beach, CA (Long Beach Polytechnic)

All-Pro: 2009 **Pro Bowl:** 2010, '11, '14

CAREER STATISTICS

Year	Team	GP/S	RECEIVING					OFF SNAPS	
			Rec	Yds	Avg	Lg	TD	No	Pct
2008	Philadelphia	16/15	62	912	14.7	60	2	N/A	N/A
2009	Philadelphia	15/15	62	1,156	18.6	71t	9	N/A	N/A
2010	Philadelphia	14/14	47	1,056	22.5	91t	6	N/A	N/A
2011	Philadelphia	15/15	58	961	16.6	62t	4	N/A	N/A
2012	Philadelphia	11/11	45	700	15.6	77t	2	700	62%
2013	Philadelphia	16/16	82	1,332	16.2	61t	9	987	89%
2014	Washington	15/13	56	1,169	20.9	81t	6	755	72%
2015	Washington	9/9	30	528	17.6	77t	4	359	34%
2016	Washington	15/15	56	1,005	17.9	80t	4	706	67%
2017	Tampa Bay	14/13	50	668	13.4	41	3	609	56%
2018	Tampa Bay	12/10	41	774	18.9	75t	4	452	41%
2019	Philadelphia	3/3	9	159	17.7	53t	2	66	6%
2020	Philadelphia	4/4	13	155	11.9	27	0	159	32%
Totals		159/153	611	10,575	17.3	91t	55	---	---

PLAYOFFS

2008	Philadelphia	3/3	11	207	18.8	62t	1	N/A	N/A
2009	Philadelphia	1/1	3	14	4.7	6	1	N/A	N/A
2010	Philadelphia	1/1	2	47	23.5	28	0	N/A	N/A
2013	Philadelphia	1/1	3	53	17.7	40	0	49	84%
2015	Washington	1/1	2	17	8.5	14	0	52	72%
2019	Philadelphia	0/0	INJURED RESERVE (ABDOMEN) (11/5/19)						
Totals		7/7	21	338	16.1	62t	2	---	---

ADDITIONAL STATISTICS

Fumbles/Lost: 15/6 - 2015 (1/1), 2013 (1/0), 2012 (1/0), 2011 (1/1), 2010 (4/1), 2009 (3/1), 2008 (4/12) **Postseason Fumbles/Lost:** 1/1 - 2008 (1/1)

Rushing: 70-447-4 - 2018 (6-29-1), 2017 (3-38), 2014 (4-7), 2013 (3-2), 2012 (3-(-7)), 2011 (7-41), 2010 (16-104-1), 2009 (11-137-1), 2008 (17-96-1)

Postseason Rushing: 1-2 - 2008 (1-2)

Kickoff Returns: 5-37 - 2015 (1-8), 2013 (1-10), 2011 (1-7), 2009 (1-0), 2008 (1-12)

Punt Returns: 139-1,313-4 - 2018 (5-24), 2015 (2-(-5)), 2014 (1-0), 2013 (14-17), 2012 (1-(-3)), 2011 (17-114), 2010 (20-231-1), 2009 (29-441-2), 2008 (50-440-1)

Postseason Punt Returns: 11-174 - 2013 (1-29), 2010 (1-14), 2009 (2-9), 2008 (7-122)



CAREER HIGHS

Receptions	10	12/15/13 at Min.
Receiving Yards	210	12/12/10 at Dal.
Receiving Long	91t	12/12/10 at Dal.
Receiving TDs	2	3x, last: 9/8/19 vs. Was.
Rush Attempts	3	3x, last: 11/7/10 vs. Ind.
Rushing Yards	67	10/26/09 at Was.
Rushing Long	67t	10/26/09 at Was.
Rushing TDs	1	4x, last: 10/21/18 vs. Cle.
Scrimmage Yards	216	12/12/10 at Dal.
Punt Returns	8	9/7/08 vs. StL
Punt Return Yards	109	1/4/09 at Min. (WC)
Punt Return Long	85t	9/13/09 at Car.
Punt Return TDs	1	4x, last: 12/19/10 at NYG
All-Purpose Yards	261	12/13/09 at NYG

CAREER HIGHLIGHTS

- Is a three-time **Pro Bowl** selection (2010, 2011, 2014) and 2009 *Associated Press* **All-Pro** honoree. In 2009, became the first player in NFL history to earn a **Pro Bowl** berth at two different positions (WR and RS) in the same season
- Has led the NFL in yards per reception four times in his career: 2018 (18.9), 2016 (17.9), 2014 (20.9) and 2010 (22.5)
- Joins **Mike Quick** (1982-90) and **Harold Carmichael** (1971-83) as the only players in Eagles history to register at least three seasons with 1,000+ receiving yards
- Posted a career-high 1,332 receiving yards in 2013, which marks the 2nd-highest single-season total in franchise history, trailing only **Mike Quick** in 1983 (1,409)
- Recorded one of the greatest plays in Eagles history, known as the "Miracle at the New Meadowlands" – a game-winning, 65-yard punt return TD as time expired on 12/19/10 at N.Y. Giants

NOTES TO KNOW

- Ranks 1st in NFL history in 60+ yard TDs (24) and 2nd in 50+ yard TDs (31), trailing only **Jerry Rice** (36, 1985-2004)
- Owns the 7th-highest career receiving average (17.3) in NFL history (min. 500 receptions). Also ranks 5th in career receiving yards (10,541) among active NFL players
- Has produced the 4th-most receiving yards (6,397) in Eagles all-time history, behind **Harold Carmichael** (8,978, 1971-83), **Pete Retzlaff** (7,412, 1956-66) and **Mike Quick** (6,464, 1982-90)

2020 SEASON - EAGLES



2019 SEASON - EAGLES

- Led the offense with 8 receptions for 154 yards (19.3 avg.) and 2 TDs (51 and 53 yards) in the win vs. Was. (9/8/19). At 32 years, 281 days old, became the 3rd-oldest player in NFL history to record multiple 50+ yard receiving TDs in a single game, trailing only **Don Maynard** (34 years, 268 days - 10/20/69 vs. Houston) and **Jim Doran** (33 years, 44 days - 9/24/60 vs. Pittsburgh)



2020 GAME-BY-GAME STATISTICS (PHI)

				RECEIVING					SNAPS	
Date	Opp		GP/S	Rec	Yds	Avg	Lg	TD	No	Pct
Sep 13	at Was	L	1/1	2	46	23.0	27	0	37	54%
Sep 20	LAR	L	1/1	6	64	10.7	25	0	55	77%
Sep 27	Cin	T	1/1	2	11	5.5	9	0	28	31%
Oct 4	at SF	W	0/0	INACTIVE (HAMSTRING)						
Oct 11	at Pit	L	0/0	INACTIVE (HAMSTRING)						
Oct 18	Bal	L	0/0	INACTIVE (HAMSTRING)						
Oct 22	NYG	W	1/1	3	34	11.3	15	0	39	48%
Nov 1	Dal									
Nov 15	at NYG									
Nov 22	at Cle									
Nov 30	Sea									
Dec 6	at GB									
Dec 13	NO									
Dec 20	at Ari									
Dec 27	at Dal									
Jan 3	Was									
Totals			4/4	13	155	11.9	27	0	159	32%



2018 SEASON - BUCCANEERS

- ▶ Led the NFL in yards per reception (18.9) for the fourth time in his career after producing 41 catches for 774 yards and 4 TDs. Marked his highest receiving average since 2014 (20.4)

2017 SEASON - BUCCANEERS

- ▶ Totaled 50 receptions for 668 yards (13.4 avg.) and 3 TDs in his debut season with the Buccaneers

2016 SEASON - WASHINGTON

- ▶ Ranked 1st in NFL in yards per reception (17.9) for the third time in his career. Also led the team in receiving yards per game (67.0) and produced his fifth 1,000+ yard season (1,005)

2015 SEASON - WASHINGTON

- ▶ Despite missing 7 games due to injury, ended the season with 30 catches for 528 yards (17.6 avg.) and 4 TDs

2014 SEASON - WASHINGTON

- ▶ Finished his first year with Washington as the NFL leader in yards per reception (20.9). Also produced his fourth 1,000+ yard season after leading the team with 1,169 receiving yards

2013 SEASON - EAGLES

- ▶ Earned **Pro Bowl** honors for the third time in his career after logging career highs in receptions (82), receiving yards (1,332) and receiving TDs (9). Marked his third 1,000+ yard campaign, which is tied with **Harold Carmichael** (1971-83) and **Mike Quick** (1982-90) for the most such seasons in Eagles history
- ▶ Named **NFC Offensive Player of the Week** after posting 7 catches for 132 yards and 1 TD at N.Y. Giants (10/6/13)

2012 SEASON - EAGLES

- ▶ Led the Eagles in receiving average (15.6) and receiving yards per game (63.6) after catching 45 passes for 700 yards and 2 TDs

2011 SEASON - EAGLES

- ▶ Registered a team-high 961 receiving yards and joined **Jeremy Maclin** and **Brent Celek** in becoming the first trio in Eagles history to each post 800+ receiving yards in the same season

2010 SEASON - EAGLES

- ▶ Received his second career **Pro Bowl** honor after ranking 1st in the NFL with a career-high 22.5 yards per reception and also led the Eagles with 1,056 receiving yards
- ▶ Recorded one of the greatest plays in Eagles history, known as the "Miracle at the New Meadowlands" – a game-winning, 65-yard punt return TD as time expired on 12/19/10 at N.Y. Giants
- ▶ Scored on a 31-yard rush and a 34-yard catch vs. Atl. (10/17/10). Became the first WR to post a rushing and receiving TD in each of their first three NFL seasons since **Jerry Rice** (1985-87)

2009 SEASON - EAGLES

- ▶ Named second-team **All-Pro** by the *Associated Press* and garnered his first career **Pro Bowl** accolades
- ▶ Garnered five NFC honors: **NFC Special Teams Player of the Week** at Car. (9/13/09) and at NYG (12/13/09), **NFC Offensive Player of the Week** at Was. (10/26/09) and **NFC Special Teams Player of the Month** in September and December
- ▶ Finished 2nd in the NFL in yards per reception (18.6) and amassed 1,156 receiving yards. Became the third player under **Andy Reid** to surpass the 1,000+ yard mark, joining **Kevin Curtis** in 2007 and **Terrell Owens** in 2004. Also posted 2 punt return TDs and led the NFL with a 15.2 punt return average

2008 SEASON - EAGLES

- ▶ Paced the team and finished 2nd among all NFL rookie WRs in receptions (62) and receiving yards (912). Scored TDs via rushing, receiving and punt returning, becoming the first Eagle to do so in a season since **Brian Westbrook** in 2003



- ▶ Started in his NFL debut vs. StL (9/7/08) and posted 106 receiving yards – the 2nd-most ever by an Eagles rookie, behind **Don Looney** on 9/15/40 at Green Bay (115 yards)

COLLEGE HIGHLIGHTS

- ▶ As a junior in 2007, caught 65 passes for 762 yards (11.7 avg.) and 6 TDs en route to All-American first-team honors. Added All-Pac-10 second-team honors as a receiver and punt returner
- ▶ In 2006, captured the Randy Moss Award as the top return man in the nation, leading the NCAA with an 18.2-yard average and a school and league-record 4 punt return TDs
- ▶ Also finished his sophomore season with first-team All-Pac 10 accolades as a receiver and punt returner, hauling in 59 passes for a career-high 1,060 yards (18.0 avg.) and 9 TDs

TRANSACTIONS

2008	Drafted by PHI in 2nd round (49th overall) <i>Signed 4-year contract</i>
3/1/12	Designated as franchise player
3/14/12	Re-signed by PHI to 5-year contract
11/27/12	Placed on Injured Reserve (Designated for Return) (ribs)
3/28/14	Released by PHI
4/2/14	Signed by WAS to 3-year contract
3/9/17	Signed by TB to 3-year contract
3/13/19	Traded with 2020 7th-round draft choice from TB to PHI for 2019 6th-round draft choice
3/14/19	Signed by PHI to 3-year contract
11/5/19	Placed on Injured Reserve (abdomen)
10/26/20	Placed on Injured Reserve (ankle)



MALIK JACKSON 97 | DT



Height: 6-5 **Weight:** 290 **DOB:** Jan. 11, 1990 (Age 30) *(pronounced muh-LEEK)*

NFL Experience: 9th Year (2nd with Eagles) **Draft:** D5-12 (137th overall) by DEN **Acquired:** FA-19

College: Tennessee **Hometown (HS):** Van Nuys, CA (Birmingham)

Pro Bowl: 2018 **Super Bowl Champion:** 50 (with Denver)

CAREER STATISTICS

Year	Team	GP/S	TACKLES					PASS DEFENSE						FUMBLES			DEF SNAPS	
			Total	Solo	Asst	TFL	Sacks	Int	Yds	Lg	TD	PD	QPH	FF	FR	Yds	No	Pct
2012	Denver	14/0	5	3	2	0	0.0	0	0	--	0	0	4	0	0	0	113	11%
2013	Denver	16/5	42	30	12	11	6.0	0	0	--	0	4	43	1	0	0	591	52%
2014	Denver	16/3	42	33	9	8	3.0	0	0	--	0	4	41	1	0	0	565	52%
2015	Denver	16/16	45	34	11	8	5.0	0	0	--	0	7	51	0	2	-2	824	75%
2016	Jacksonville	16/16	33	28	5	11	6.5	0	0	--	0	4	33	0	1	0	717	67%
2017	Jacksonville	16/16	40	31	9	10	8.0	0	0	--	0	3	31	4	0	0	756	73%
2018	Jacksonville	16/10	32	25	7	7	3.5	0	0	--	0	1	21	0	0	0	628	61%
2019	Philadelphia	1/1	1	0	1	0	0.0	0	0	--	0	0	0	0	0	0	32	3%
2020	Philadelphia	6/5	19	11	8	2	1.5	0	0	--	0	0	18	0	1	0	248	57%
Totals		117/72	259	195	64	57	33.5	0	0	--	0	23	242	6	4	-2	---	---

PLAYOFFS

2012	Denver	1/0	0	0	0	0	0.0	0	0	--	0	0	0	0	0	0	3	4%
2013	Denver	3/3	8	7	1	1	1.0	0	0	--	0	2	3	0	0	0	123	72%
2014	Denver	1/1	4	1	3	0	0.0	0	0	--	0	0	5	0	0	0	45	60%
2015	Denver	3/3	9	8	1	1	0.0	0	0	--	0	0	13	0	1	0	174	77%
2017	Jacksonville	3/3	8	6	2	3	1.0	0	0	--	0	1	15	0	0	0	166	76%
2019	Philadelphia	0/0	INJURED RESERVE (FOOT) (9/10/19)															
Totals		11/10	29	22	7	5	2.0	0	0	--	0	3	36	0	1	0	---	---

ADDITIONAL STATISTICS

Postseason Fumble Recovery TD: 2/7/16 vs. Carolina (**Super Bowl 50**) (Cam Newton fumble forced by Von Miller)

CAREER HIGHS

Tackles	7	10/13/13 vs. Jax.
Sacks	2.0	3x, last: 1/1/17 at Ind.
INTs	--	---
PDs	2	6x, last: 12/13/15 vs. Oak.
FFs	1	6x, last: 12/17/17 vs. Hou.
FRs	1	5x, last: 10/4/20 at SF

CAREER HIGHLIGHTS

- ▶ Named to his first career **Pro Bowl** after ranking 5th among NFL DTs with a career-high 8.0 sacks in 2017
- ▶ Played a key role on the Broncos' **Super Bowl 50**-winning defense in 2015. Recovered a fumble by Panthers QB **Cam Newton** and returned it for a TD in the first quarter of **Super Bowl 50**

2020 SEASON - EAGLES

▶

2018 SEASON - JAGUARS

- ▶ Registered 32 tackles (25 solo), 7 TFLs, 3.5 sacks and 1 PD for a Jaguars defense that ranked 5th in the NFL in total yards allowed per game (311.4)

2017 SEASON - JAGUARS

- ▶ Earned his first career **Pro Bowl** honor after ranking 5th among NFL DTs with a career-high 8.0 sacks
- ▶ His 8.0 sacks trailed only **Cameron Heyward** (12.0), **Aaron Donald** (11.0), **Geno Atkins** (9.0) and **Akiem Hicks** (8.5). Also ranked 2nd among NFL DTs with a career-high 4 FFs, behind Donald (5)

2016 SEASON - JAGUARS

- ▶ Tied for the 5th-most sacks (6.5, 2nd-most on the team) by an NFL DT, behind **Geno Atkins** (9.0), **Aaron Donald** (8.0), **Akiem Hicks** (7.0) and **Gerald McCoy** (7.0)





2020 GAME-BY-GAME STATISTICS (PHI)

Date	Opp	GP/S	Tot	Solo	Sk	Int	PD	FF	FR	Snap	Pct
Sep 13	at Was	L 1/1	5	3	0.0	0	0	0	0	55	79%
Sep 20	LAR	L 1/1	4	3	0.0	0	0	0	0	41	59%
Sep 27	Cin	T 1/1	2	0	0.5	0	0	0	0	42	58%
Oct 4	at SF	W 1/1	3	2	0.0	0	0	0	1	41	56%
Oct 11	at Pit	L 1/0	1	1	0.0	0	0	0	0	37	49%
Oct 18	Bal	L 1/1	4	2	1.0	0	0	0	0	32	44%
Oct 22	NYG	W 0/0	INACTIVE								
Nov 1	Dal										
Nov 15	at NYG										
Nov 22	at Cle										
Nov 30	Sea										
Dec 6	at GB										
Dec 13	NO										
Dec 20	at Ari										
Dec 27	at Dal										
Jan 3	Was										
Totals		6/5	19	11	1.5	0	0	0	1	248	57%

- ▶ Also ranked T-5th among NFL DTs with a career-high-tying 11 TFLs, trailing only **Aaron Donald** (17), **Geno Atkins** (13), **Sheldon Richardson** (13) and **Kawann Short** (12)

2015 SEASON – BRONCOS

- ▶ Played a key role on the Broncos' **Super Bowl 50**-winning defense. Finished the season with career highs in tackles (45), PDs (7) and FRs (2). Logged 9 tackles (8 solo) and 1 FR in the playoffs
- ▶ Recovered a fumble by Panthers QB **Cam Newton** (forced by **Von Miller**) and returned it for his first career TD in **Super Bowl 50** vs. Carolina (2/7/16)

2014 SEASON – BRONCOS

- ▶ Posted 42 tackles (33 solo), 8 TFLs, 3.0 sacks, 4 PDs and 1 FF for a Broncos unit that ranked 2nd in the NFL in rushing defense (79.8 ypg) and 3rd in total defense (305.2 ypg)

2013 SEASON – BRONCOS

- ▶ Finished with 42 tackles (30 solo), including a career-high 11 TFLs, along with 6.0 sacks, 4 PDs and 1 FF in the regular season
- ▶ Added 8 tackles (7 solo), 1.0 sack and 2 PDs in 3 playoff games, including **Super Bowl XLVIII**



2012 SEASON – BRONCOS

- ▶ Played in a combined 15 regular-season and postseason games as a rookie, totaling 5 tackles (3 solo)

COLLEGE HIGHLIGHTS

- ▶ Saw action in 46 games (24 starts) between USC (2008-09) and Tennessee (2010-11), totaling 136 tackles (67 solo), 13.0 sacks, 4 FFs and 1 FR. Named All-SEC following his junior and senior seasons with the Volunteers

TRANSACTIONS

2012	Drafted by DEN in 5th round (137th overall) <i>Signed 4-year contract</i>
3/10/16	Signed by JAX to 6-year contract
3/8/19	Released by JAX
3/13/19	Signed by PHI to 3-year contract
9/10/19	Placed on Injured Reserve (foot)



CRAIG JAMES 39 | CB



Height: 5-10 **Weight:** 195 **DOB:** April 29, 1996 (Age 24)

NFL Experience: 2nd Year (2nd with Eagles) **Draft:** UDFA-18 by MIN **Acquired:** FA-19

College: Southern Illinois **Hometown (HS):** Edwardsville, IL (Edwardsville)

CAREER STATISTICS

Year	Team	GP/S	TACKLES					PASS DEFENSE						FUMBLES			DEF SNAPS	
			Total	Solo	Asst	TFL	Sacks	Int	Yds	Lg	TD	PD	QPH	FF	FR	Yds	No	Pct
2018	Minnesota	3/0	0	0	0	0	0.0	0	0	--	0	0	0	0	0	0	0	0%
2019	Philadelphia	14/1	6	5	1	0	0.0	0	0	--	0	2	0	0	0	0	69	7%
2020	Philadelphia	4/0	1	1	0	0	0.0	0	0	--	0	0	0	0	0	0	14	3%
Totals		21/1	7	6	1	0	0.0	0	0	--	0	2	0	0	0	0	---	---

PLAYOFFS

2019	Philadelphia	1/0	0	0	0	0	0.0	0	0	--	0	0	0	0	0	0	0	0%
Totals		1/0	0	0	0	0	0.0	0	0	--	0	0	0	0	0	0	---	---

ADDITIONAL STATISTICS

Special Teams Tackles: 14 - 2020 (2), 2019 (12) **Special Teams FR:** 1 - 2020 (1) **Postseason Special Teams Tackles:** 1 - 2019 (1)

CAREER HIGHS

Tackles	3	10/6/19 vs. NYJ
Sacks	--	---
INTs	--	---
PDs	1	2x, last: 10/6/19 vs. NYJ
FFs	--	---
FRs	--	---

2020 SEASON - EAGLES



2019 SEASON - EAGLES

- ▶ Ranked 2nd on the Eagles with a career-high 12 special teams tackles while also playing the 5th-most special teams snaps (237, 52%). Added 6 tackles (5 solo) and 2 PDs in 69 defensive snaps
- ▶ With the Eagles holding a 34-27 lead with 0:28 remaining at GB (9/26/19) and the Packers facing a second-and-goal at the PHI 3, deflected an **Aaron Rodgers** pass intended for WR **Marquez Valdes-Scantling** that resulted in a game-clinching INT by **Nigel Bradham**. His game-saving played happened on just the 3rd defensive snap of his career

COLLEGE HIGHLIGHTS

- ▶ Played at Southern Illinois as a junior (2016) and senior (2017) after beginning his collegiate career at the University of Minnesota
- ▶ Named to the Missouri Valley Football Conference All-Newcomer Team in 2016 after finishing the season ranked second in the conference in PDs per game

TRANSACTIONS

2016	Signed by MIN as undrafted free agent
9/1/18	Waived/injured by MIN
10/16/18	Signed by MIN to practice squad
11/27/18	Signed by MIN from practice squad to active roster
8/31/19	Waived by MIN
9/3/19	Signed by PHI to practice squad
9/11/19	Signed by PHI from practice squad to active roster
9/17/19	Waived by PHI
9/18/19	Signed by PHI to practice squad
9/24/19	Signed by PHI from practice squad to active roster
9/15/20	Placed on Reserve/Injured
10/10/20	Activated from Reserve/Injured

2020 GAME-BY-GAME STATISTICS (PHI)

Date	Opp		GP/S	Tot	Solo	Sk	Int	PD	FF	FR	Snaps	Pct
Sep 13	at Was	L	1/0	0	0	0.0	0	0	0	0	0	0%
Sep 20	LAR	L	0/0	INJURED RESERVE								
Sep 27	Cin	T	0/0	INJURED RESERVE								
Oct 4	at SF	W	0/0	INJURED RESERVE								
Oct 11	at Pit	L	1/0	1	1	0.0	0	0	0	0	13	17%
Oct 18	Bal	L	1/0	0	0	0.0	0	0	0	0	1	1%
Oct 22	NYG	W	1/0	0	0	0	0	0	0	0	0	0%
Nov 1	Dal											
Nov 15	at NYG											
Nov 22	at Cle											
Nov 30	Sea											
Dec 6	at GB											
Dec 13	NO											
Dec 20	at Ari											
Dec 27	at Dal											
Jan 3	Was											
Totals			4/0	0	0	0.0	0	0	0	0	14	3%



ALSHON JEFFERY 17 | WR



Height: 6-3 **Weight:** 218 **DOB:** Feb. 14, 1990 (Age 30)

NFL Experience: 9th Year (4th with Eagles) **Draft:** D2-12 (45th overall) by CHI **Acquired:** FA-CHI-17

College: South Carolina **Hometown (HS):** St. Matthews, SC (Calhoun County)

Pro Bowl: 2014 **Super Bowl Champion:** LII

CAREER STATISTICS

Year	Team	GP/S	RECEIVING					OFF SNAPS	
			Rec	Yds	Avg	Lg	TD	No	Pct
2012	Chicago	10/6	24	367	15.3	55	3	431	41%
2013	Chicago	16/14	89	1,421	16.0	80t	7	963	91%
2014	Chicago	16/16	85	1,133	13.3	74	10	957	90%
2015	Chicago	9/8	54	807	14.9	50	4	502	46%
2016	Chicago	12/12	52	821	15.8	54	2	692	69%
2017	Philadelphia	16/16	57	789	13.8	53t	9	927	82%
2018	Philadelphia	13/13	65	843	13.0	52	6	770	71%
2019	Philadelphia	10/10	43	490	11.4	38	4	503	43%
2020	Philadelphia	0/0	0	0	---	---	0	0	0%
Totals		102/95	469	6,671	14.2	80t	45	---	---

PLAYOFFS

2017	Philadelphia	3/3	12	219	18.3	53t	3	184	89%
2018	Philadelphia	2/2	11	145	13.2	30	0	111	93%
2019	Philadelphia	0/0	INJURED RESERVE (FOOT) (12/12/19)						
Totals		5/5	23	364	15.8	53t	3	---	---

ADDITIONAL STATISTICS

Fumbles/Lost: 6/1 - 2018 (1/0), 2015 (1/0), 2014 (1/0), 2013 (3/1)

Rushing: 23-140-1 - 2019 (1-2-1), 2014 (6-33), 2013 (16-105)

2-Point Conversions: 4 (all receiving) - 2017 (3), 2013 (1)

Pass Defensed: 1 - 10/29/17 vs. SF

CAREER HIGHS

Receptions	12	12/1/13 at Min.
Receiving Yards	249	12/1/13 at Min.
Receiving Long	80t	12/1/13 at Min.
Receiving TDs	2	4x, last: 1/21/18 vs. Min. (Conf.)



CAREER HIGHLIGHTS

- Led the Eagles with team postseason records in receiving yards (219) and receiving TDs (3) during their **Super Bowl LII**-winning playoff run in 2017. Caught the first TD of **Super Bowl LII** (2/4/18 at NE), a 34-yard pass from QB **Nick Foles** that gave Philadelphia a 9-3 lead in the first quarter
- Earned his first **Pro Bowl** honor and was named PFWA's Most Improved Player after producing career highs in receptions (89) and receiving yards (1,421) with Chicago in 2013

2020 SEASON - EAGLES



2019 SEASON - EAGLES

- Finished the season leading all Eagles WRs in receptions (43), receiving yards (490) and receiving TDs (4)
- Posted 5 receptions for 49 yards and 1 TD and added his first career rushing TD in the 32-27 win vs. Was. (9/18/19). Became the first Eagles WR to record a receiving TD and rushing TD in the same game since **DeSean Jackson** on 10/17/10 at Atlanta

2018 SEASON - EAGLES

- Led all Eagles WRs in receptions (65), receiving yards (843) and receiving TDs (6) and produced a career-high catch rate (70.7%), despite missing the first 3 games of the season
- Recorded 8 catches for a season-high 160 yards (20.0 avg.) in the 30-23 win at LAR (12/16/18). His 160 receiving yards are his most as an Eagle and the 3rd-most of his career overall

2017 SEASON - EAGLES

- Set team postseason records in receiving yards (219) and receiving TDs (3) during the Eagles' **Super Bowl LII**-winning playoff run
- Caught the first TD of **Super Bowl LII** (2/4/18 at NE), a 34-yard pass from QB **Nick Foles** that gave Philadelphia a 9-3 lead in the first quarter. Became the first Eagle with multiple 30+ yard TD catches in the same postseason since **Fred Barnett** in 1992
- Totaled 85 receiving yards and 2 TDs in the NFC Championship vs. Min. (1/21/18). Became just the fifth player in franchise history to record 2+ receiving TDs in a playoff game, joining **Brent Celek** (1/18/09 at Ari.), **Chad Lewis** (1/23/05 vs. Atl.), **Fred Barnett** (1/3/93 at NO) and **Harold Carmichael** (12/23/79 vs. Chi.)
- Produced a team-leading 9 receiving TDs in the regular season. Also ranked 2nd on the Eagles' offense in receiving yards (789), trailing only **Zach Ertz** (824)

2016 SEASON - BEARS

- Led the Bears in yards per reception (15.8) and receiving yards per game (68.4) (min. 40 receptions)

2015 SEASON - BEARS

- Tallied 54 catches for a team-high 807 yards and 4 TDs
- Registered 4 games with 100+ receiving yards: 107 yards on 12/13/15 vs. Washington, 151 yards on 11/9/15 at San Diego, 116 yards on 11/1/15 vs. Minnesota, 147 yards on 10/18/15 at Detroit. His 3 consecutive games with 100+ receiving yards tied for the longest streak in Bears history



2020 GAME-BY-GAME STATISTICS (PHI)

Date	Opp	GP/S	G/S	RECEIVING					SNAPS	
				Rec	Yds	Avg	Lg	TD	No	Pct
Sep 13	at Was	L	0/0	INACTIVE (FOOT)						
Sep 20	LAR	L	0/0	INACTIVE (FOOT)						
Sep 27	Cin	T	0/0	INACTIVE (FOOT)						
Oct 4	at SF	W	0/0	INACTIVE (FOOT)						
Oct 11	at Pit	L	0/0	INACTIVE (ILLNESS, FOOT)						
Oct 18	Bal	L	0/0	INACTIVE (FOOT)						
Oct 22	NYG	W	0/0	INACTIVE (CALF)						
Nov 1	Dal									
Nov 15	at NYG									
Nov 22	at Cle									
Nov 30	Sea									
Dec 6	at GB									
Dec 13	NO									
Dec 20	at Ari									
Dec 27	at Dal									
Jan 3	Was									
Totals			0/0	0	0	---	--	0	0	0%



2014 SEASON - BEARS

- Recorded his second consecutive season with 1,000+ receiving yards after leading the Bears with 1,133 yards and a career-high 10 TDs on 85 receptions (13.3 avg.)
- Caught TDs in 6 straight games from 11/16/14-12/14/14. Is one of three players in Chicago history to accomplish the feat

2013 SEASON - BEARS

- Earned his first **Pro Bowl** honor and was named PFWA's Most Improved Player after producing career highs in receptions (89) and receiving yards (1,421) with Chicago
- Became just the eighth player in NFL history to record multiple games with 200+ receiving yards (249 yards on 12/1/13 at Minnesota, 218 yards on 10/6/13 vs. New Orleans)

2012 SEASON - BEARS

- Posted 24 receptions for 367 yards and 3 TDs as a rookie

COLLEGE HIGHLIGHTS

- Played in 39 career games at South Carolina (2009-11), finishing with 183 receptions (2nd in school history) for 3,042 yards (1st in school history and 2nd in SEC history) and 23 TDs (tied for 1st in school history)
- Named second-team All-SEC as a junior in 2011. Selected as a Biletnikoff Award finalist and unanimous first-team All-SEC honoree as a sophomore in 2010. Earned Freshman All-America and first-team SEC All-Freshman honors in 2009

TRANSACTIONS

2012	Drafted by CHI in 2nd round (45th overall) <i>Signed 4-year contract</i>
12/30/15	Placed on Injured Reserve (hamstring)
2/29/16	Designated franchise player by CHI
3/8/16	Re-signed by CHI to 1-year franchise tender
11/14/16	Suspended by NFL for 4 games
12/12/16	Activated from Reserve/Suspended List
3/10/17	Signed by PHI to 1-year contract
12/2/17	Signed by PHI to 4-year contract extension
7/26/18	Placed on Active/PUP List (shoulder)
9/1/18	Activated from PUP List (shoulder)
9/7/19	Agreed to terms with PHI on restructured contract
12/12/19	Placed on Injured Reserve (foot)
7/28/20	Placed on Active/PUP List



LANE JOHNSON 65 | T



Height: 6-6 **Weight:** 317 **DOB:** May 8, 1990 (Age 30)

NFL Experience: 8th Year (8th with Eagles) **Draft:** D1-13 (4th overall) by PHI

College: Oklahoma **Hometown (HS):** Groveton, TX (Groveton)

All-Pro: 2017 **Pro Bowl:** 2018, '19, '20 **Super Bowl Champion:** LII

CAREER STATISTICS

Year	Team	GP/S	STARTS		OFF SNAPS	
			LT	RT	No	Pct
2013	Philadelphia	16/16	0	16	1,102	100%
2014	Philadelphia	12/12	0	12	889	76%
2015	Philadelphia	16/16	2	14	1,156	100%
2016	Philadelphia	6/6	0	6	407	36%
2017	Philadelphia	15/15	0	15	964	85%
2018	Philadelphia	15/15	0	15	962	88%
2019	Philadelphia	12/12	0	12	773	65%
2020	Philadelphia	5/5	0	5	296	59%
Totals		98/98	2	95	---	---

PLAYOFFS						
2013	Philadelphia	1/1	0	1	58	100%
2017	Philadelphia	3/3	0	3	207	100%
2018	Philadelphia	2/2	0	2	119	100%
2019	Philadelphia	0/0	0	0	0	0%
Totals		6/6	0	6	---	---

CAREER HIGHLIGHTS

- ▶ Is a three-time **Pro Bowl** (2018, 2019 and 2020) selection and was also named first-team **All-Pro** following the 2017 season, when he played a vital role on the Eagles' **Super Bowl LII**-winning offensive line
- ▶ In 2017, helped the Eagles rank 3rd in the NFL in points (414, tied) and rushing offense (132.2) and 7th in total offense (365.8)
- ▶ Started all 16 games in 2015, opening 14 contests at RT and his first 2 career starts at LT at Dal. (11/8/15) and vs. Mia. (11/15/15)
- ▶ Opened 12 contests at RT in 2014, helping pave the way for the NFL's 3rd-leading rusher, **LeSean McCoy** (1,319 yards). Allowed just 1.0 sack
- ▶ In 2013, helped the Eagles set then-team records in points (442) and total yards (6,676). Was part of an OL that blocked for the NFL's leading rusher, **LeSean McCoy** (team-record 1,607 yards)
- ▶ Made his NFL debut at Was. (9/9/13). Became the first Eagles rookie to start at tackle on opening day since **John Welbourn**

COLLEGE HIGHLIGHTS

- ▶ As a senior in 2012, started 11 games at LT and garnered third-team All-America accolades from *CBSSports.com* and second-team All-Big 12 honors from the league's coaches
- ▶ Anchored a Sooner offense that ranked 12th in the nation with 497.9 total yards per game and posted a team-best 123 knock-downs. Led the Big 12 with 19 TD-resulting blocks
- ▶ Started 12 games at RT as a junior in 2011 as the Sooners ranked 10th in the nation in scoring (39.5 ppg), 5th in offense (512.3 ypg) and 5th in passing (349.4 ypg), while allowing the 7th-fewest sacks in the nation (11)
- ▶ Began his sophomore season in 2010 as a TE before converting to the defensive line
- ▶ Was a two-time Academic All-Big 12 first-team honoree
- ▶ Redshirted in 2009 after transferring from Kilgore (TX)
- ▶ Appeared in 9 games as a reserve QB at Kilgore, completing 32 of 61 passes for 510 yards, 3 TDs and 7 INTs, while adding 24 yards and 1 TD on 17 carries

TRANSACTIONS

2013	Drafted by PHI in 1st round (4th overall) <i>Signed 4-year contract</i>
7/23/14	Suspended by NFL for 4 games
9/29/14	Activated from reserve/suspended list
1/29/16	Signed 6-year contract through 2021
10/11/16	Suspended by NFL for 10 games
12/20/16	Activated from reserve/suspended list
11/29/19	Signed by PHI to 4-year contract extension
7/29/20	Placed on Reserve/COVID-19 List
8/11/20	Activated from Reserve/COVID-19 List





CAMERON JOHNSTON 1 | P



Height: 5-11 **Weight:** 194 **DOB:** Feb. 24, 1992 (Age 28)

NFL Experience: 3rd Year (3rd with Eagles) **Draft:** UDFA-17 by PHI

College: Ohio State **Hometown (HS):** Geelong, Australia (St. Joseph's College)

CAREER STATISTICS

Year	Team	GP	No	Yds	Avg	Opp Ret	Yds	TB	Net Yds	Net Avg	In20	Lg	Blk	ST
2018	Philadelphia	16	61	2,937	48.1	31	194	7	2,603	42.7	24	68	0	1
2019	Philadelphia	16	71	3,292	46.4	32	207	4	3,005	42.3	28	61	0	2
2020	Philadelphia	7	32	1,630	50.9	43	80	2	1,448	45.3	12	66	0	0
Totals		38	159	7,604	47.8	123	481	13	7,056	43.0	64	68	0	3

PLAYOFFS

2018	Philadelphia	2	10	467	46.7	3	8	0	459	45.9	4	54	0	0
2019	Philadelphia	1	3	136	45.3	1	5	0	131	43.7	1	46	0	0
Totals		3	13	603	46.4	4	13	0	590	45.4	5	54	0	0

CAREER HIGHS

Punts	8	2x, last: 12/9/19 vs. NYG
Punt Yards	387	2x, last: 12/9/19 vs. NYG
Punt Long	68	9/30/18 at Ten.
Inside 20	5	12/9/19 vs. NYG
Gross Average	56.0	9/16/18 at TB
Net Average	52.3	12/16/18 at LAR

CAREER HIGHLIGHTS

- In his debut season in 2018, established Eagles single-season records in both gross (48.1) and net (42.7) punting average

NOTES TO KNOW

- Ranks 1st in Eagles history in gross (47.6) and net (42.8) average

2020 SEASON - EAGLES

-

2019 SEASON - EAGLES

- Ranked among the Top 10 in the NFL in gross (46.4, 9th) and net (42.3, 8th) punting average
- Landed a career-high 5 punts inside the 20 vs. NYG (12/9/19). Also tied career highs in punts (8) and punt yards (387)

2018 SEASON - EAGLES

- Set single-season team records in gross punting average (48.1) and net punting average (42.7). Placed 3rd and 4th, respectively, in the NFL in those categories
- Ranked T-5th in the NFL in 60+ yard punts (5), behind **Michael Dickinson** (11), **Lac Edwards** (8), **Matt Haack** (8) and **Andy Lee** (8). Also finished T-8th in 50+ yard punts (28)

COLLEGE HIGHLIGHTS

- Finished 2nd all-time in Ohio State history with a 44.9 punting average, trailing only **Andy Groom** (45.0). Also landed 109 punts inside the 20-yard line, shattering the previous Ohio State record
- In 2016, was named Big Ten Eddleman-Fields Punter of the Year, earned first-team All-Big Ten honors and was a second-team All-America selection
- Named second-team All-Big Ten and was a semifinalist for the Ray Guy Award after ranking 2nd in the Big Ten in punting average (43.9) in 2015
- Earned honorable mention All-Big Ten recognition and was a semifinalist for the Ray Guy Award after leading the Big Ten in punting average (45.1) in 2014

TRANSACTIONS

2017	Signed by PHI as undrafted free agent
9/2/17	Waived by PHI
1/3/18	Signed by PHI to reserve/future contract
3/13/20	Tendered by PHI (exclusive rights free agent)

2020 GAME-BY-GAME STATISTICS (PHI)

Date	Opp		No	Yds	Avg	Net	TB	In20	Lg	Blk
Sep 13	at Was	L	5	268	53.6	50.2	0	3	62	0
Sep 20	LAR	L	2	121	60.5	46.5	1	1	62	0
Sep 27	Cin	T	6	284	47.3	41.2	0	3	56	0
Oct 4	at SF	W	6	307	51.2	46.8	1	3	61	0
Oct 11	at Pit	L	2	100	50.0	44.0	0	0	51	0
Oct 18	Bal	L	6	295	50.9	42.0	0	1	66	0
Oct 22	NYG	W	5	255	51.0	47.2	0	1	57	0
Nov 1	Dal									
Nov 15	at NYG									
Nov 22	at Cle									
Nov 30	Sea									
Dec 6	at GB									
Dec 13	NO									
Dec 20	at Ari									
Dec 27	at Dal									
Jan 3	Was									
Totals			32	1,630	50.9	45.3	2	12	66	0





LUKE JURIGA 74 | C



Height: 6-4 **Weight:** 301 **DOB:** June 7, 1997 (Age 23) (*pronounced jur-EE-guh*)

NFL Experience: Rookie (1st with Eagles) **Draft:** UDFA-20 by PHI

College: Western Michigan **Hometown (HS):** Aurora, IL (Marmion Academy)

CAREER STATISTICS

			STARTS	OFF SNAPS	
Year	Team	GP/S	C	No	Pct
2020	Philadelphia	4/0	0	0	0%
Totals		4/0	0	---	---



CAREER HIGHLIGHTS

- ▶ Made his NFL debut on special teams in the 25-20 win at SF (10/4/20) on *Sunday Night Football*

COLLEGE HIGHLIGHTS

- ▶ Started all 52 career games he played in for the Broncos, totaling 890+ snaps in each of his last three seasons. Was a part of the 3rd-winningest senior class in program history
- ▶ Played right guard his first three seasons before shifting to center in the spring of 2019
- ▶ Was an All-America selection in 2019 (*Phil Steele*) as well as a three-time All-Mid-American Conference choice (second team in 2017 and first team in 2018 and 2019). Additionally named a four-time Academic All-MAC honoree (2016-19) and three-time MAC Distinguished Scholar Athlete (2017-19)

TRANSACTIONS

2020 Signed by PHI as undrafted free agent



JASON KELCE 62 | C



Height: 6-3 **Weight:** 295 **DOB:** Nov. 5, 1987 (Age 32) (*pronounced KELL-see*)
NFL Experience: 10th Year (10th with Eagles) **Draft:** D6a-11 (191st overall) by PHI
College: Cincinnati **Hometown (HS):** Cleveland, OH (Cleveland Heights)

All-Pro: 2017, '18, 19 **Pro Bowl:** 2015, '17, '20 **Super Bowl Champion:** LII

CAREER STATISTICS

			STARTS	OFF SNAPS	
Year	Team	GP/S	C	No	Pct
2011	Philadelphia	16/16	16	N/A	N/A
2012	Philadelphia	2/2	2	136	12%
2013	Philadelphia	16/16	16	1,095	99%
2014	Philadelphia	12/12	12	828	70%
2015	Philadelphia	16/16	16	1,156	100%
2016	Philadelphia	16/16	16	1,133	100%
2017	Philadelphia	16/16	16	1,079	95%
2018	Philadelphia	16/16	16	1,037	95%
2019	Philadelphia	16/16	16	1,183	100%
2020	Philadelphia	7/7	7	504	100%
Totals		132/132	132	---	---

PLAYOFFS					
Year	Team	GP/S	C	No	Pct
2013	Philadelphia	1/1	1	58	100%
2017	Philadelphia	3/3	3	207	100%
2018	Philadelphia	2/2	2	119	100%
2019	Philadelphia	1/1	1	69	100%
Totals		7/7	7	---	---

CAREER HIGHLIGHTS

- In 2019, was named first team **All-Pro** by the *Associated Press* for the third-consecutive season and earned a **Pro Bowl** nod for the third time in his career (2015, 2017, 2020)
- In 2018, named first-team **All-Pro** by the *Associated Press* for a second straight season after allowing only 1.0 sack in 16 games started. He was integral in helping block for a unit that ranked 3rd in the NFL in offensive points per game (27.0) from Weeks 12-18, when the Eagles finished the season 5-1 en route to their second consecutive playoff berth
- Earned first-team **All-Pro** honors from the *Associated Press* after playing an integral role on the Eagles' **Super Bowl LII**-winning offensive line in 2017. Helped the team rank 3rd in the NFL in offensive points (414, tied) and rushing offense (132.2) as well as 7th in total offense (365.8)
- In 2016, earned his second **Pro Bowl** nod in three seasons after seeing action in all 1,133 of the Eagles' offensive snaps
- Voted to the **Pro Bowl** for the first time in 2014, becoming the first Eagles center to gain such recognition since **Jim Ringo** was named to his 10th Pro Bowl following the 1967 campaign
- Was the recipient of the team's **Ed Block Courage Award** in 2013. The award honors those NFL players who exemplify commitment to the principles of sportsmanship and courage and is given by a vote of the team for efforts as well as individual performance
- In 2013, helped the Eagles set a team record with 6,676 total yards and a then-team record 442 points
- Became the first Eagles rookie offensive lineman to start all 16 games since **Doug Brzezineski** did so in 1999 and the first rookie in team history to start every game at center

COLLEGE HIGHLIGHTS

- Started his final 38 games at Cincinnati during a 47-game career – 26 at left guard and 12 at center
- Started 12 games at center in 2010, and was an All-American honorable mention and All-Big East Conference first-team selection by *The NFL Draft Report*
- As a junior in 2009, earned All-Big East Conference second-team honors while starting all 13 games at left guard
- In 2008, earned Sophomore All-American third-team and All-Big East Conference second-team honors from *The NFL Draft Report* in his first season as a starter
- In 2007, the former walk-on linebacker added more than 40 pounds to his frame during the offseason, shifting to the offensive line, where he competed in nine games as a reserve at center and both offensive guard positions
- Joined the team as a walk-on in 2006, earning Scout Team Defensive Player of the Year honors as a 240-pound LB

TRANSACTIONS

- 2011** Drafted by PHI in 6th round (191st overall)
Signed 4-year contract
- 9/8/12** Placed on Injured Reserve (knee)
- 2/27/14** Signed by PHI to 7-year contract extension
- 3/2/19** Agreed to terms with PHI on 1-year contract extension





CRE'VON LEBLANC 34 | CB



Height: 5-10 **Weight:** 190 **DOB:** July 25, 1994 (Age 26) *(pronounced CRAY-von luh-BLAHNK)*
NFL Experience: 5th Year (3rd with Eagles) **Draft:** UDFA-16 by NE **Acquired:** W-DET-18
College: Florida Atlantic **Hometown (HS):** Belle Glade, FL (Glades Central)

CAREER STATISTICS

Year	Team	GP/S	TACKLES					PASS DEFENSE						FUMBLES			DEF SNAPS	
			Total	Solo	Asst	TFL	Sacks	Int	Yds	Lg	TD	PD	QPH	FF	FR	Yds	No	Pct
2016	Chicago	13/9	46	36	10	0	0.0	2	24	24t	1	10	0	0	0	0	695	65%
2017	Chicago	15/1	15	12	3	0	1.0	0	0	--	0	3	0	1	0	0	212	20%
2018	Detroit	3/0	2	2	0	0	0.0	0	0	--	0	0	0	0	0	0	29	6%
	Philadelphia	8/4	32	26	6	1	0.0	0	0	--	0	5	0	0	0	0	351	34%
	Totals	11/4	34	28	6	1	0.0	0	0	--	0	5	0	0	0	0	---	---
2019	Philadelphia	4/1	8	6	2	0	0.0	0	0	--	0	2	0	0	0	0	82	8%
2020	Philadelphia	7/1	20	15	5	1	1.0	0	0	--	0	3	1	1	1	0	188	38%
Totals		49/17	123	97	26	2	2.0	2	24	24t	1	23	1	2	1	0	---	---

PLAYOFFS

2018	Philadelphia	2/1	11	8	3	0	0.0	1	0	0	0	3	0	0	0	0	108	77%
2019	Philadelphia	1/1	4	3	1	0	0.0	0	0	--	0	2	1	0	0	0	54	84%
Totals		3/2	15	11	4	0	0.0	1	0	0	0	5	1	0	0	0	---	---

ADDITIONAL STATISTICS

INT-TD: 1 - 12/11/16 at Detroit (Lions QB Matthew Stafford) **Punt Returns:** 5-43 - 2016 (5-43) **Special Teams Tackles:** 3 - 2018 (1), 2017 (2)

Postseason Special Teams Tackles: 1 - 2018 (1)

CAREER HIGHS

Tackles	8	2x; last: 12/29/19 at NYG
Sacks	1.0	2x; last: 10/4/20 at SF
INTs	1	3x; last: 1/13/19 at NO (Div.)
PDs	3	2x; last: 12/11/16
FFs	1	2x; last: 10/4/20 at SF
FRs	1	10/11/20 at Pit.

2020 SEASON - EAGLES

- ▶ Strip-sacked 49ers QB **Nick Mullens** on third down in the fourth quarter of the 25-20 win at SF (10/4/20) on *Sunday Night Football*. The takeaway set up the game-winning TD drive orchestrated by QB **Carson Wentz** (42-yard pass to WR **Travis Fulgham**)

2019 SEASON - EAGLES

- ▶ Activated from Injured Reserve before Week 13 and finished the regular season with 8 tackles (6 solo) and 2 PDs
- ▶ Registered a team-high 2 PDs in the Wild Card game vs. Sea. (1/5/20)

2018 SEASON - LIONS & EAGLES

- ▶ Produced 32 tackles (26 solo) and 5 PDs in 8 games (4 starts) with the Eagles (acquired before Week 10). Also logged 11 tackles (8 solo), 3 PDs and 1 INT in the postseason
- ▶ Intercepted Saints QB **Drew Brees** on the first play from scrimmage in the Divisional Playoff at NO (1/13/19). Became the first NFL player to record an INT on an opponent's first play from scrimmage in a playoff game since **Domonique Rodgers-Cromartie** on 1/10/10 vs. Green Bay with Arizona
- ▶ Logged a career-high 8 tackles (7 solo) in the 30-23 win at LAR (12/16/18)

2017 SEASON - BEARS

- ▶ Saw action in a career-high 15 games (1 start) and finished with 15 tackles (12 solo), 3 PDs, 1.0 sack and 1 FF

2016 SEASON - BEARS

- ▶ Finished his rookie season with 46 tackles (36 solo), 10 PDs, 2 INTs and 1 TD. Also returned 5 punts for 43 yards (8.6 avg.)
- ▶ Logged the second pick of his career when he intercepted Vikings QB **Sam Bradford** in the end zone at Min. (1/1/17)





2020 GAME-BY-GAME STATISTICS (PHI)

Date	Opp		GP/S	Tot	Solo	Sk	Int	PD	FF	FR	Snap	Pct
Sep 13	at Was	L	1/1	0	0	0.0	0	2	0	0	10	14%
Sep 20	LAR	L	1/0	0	0	0.0	0	0	0	0	3	4%
Sep 27	Cin	T	1/0	7	7	0.0	0	0	0	0	59	82%
Oct 4	at SF	W	1/0	8	3	1.0	0	0	1	0	31	42%
Oct 11	at Pit	L	1/0	2	2	0.0	0	0	0	1	30	40%
Oct 18	Bal	L	1/0	1	1	0.0	0	0	0	0	23	32%
Oct 22	NYG	W	1/0	2	2	0.0	0	1	0	0	32	53%
Nov 1	Dal											
Nov 15	at NYG											
Nov 22	at Cle											
Nov 30	Sea											
Dec 6	at GB											
Dec 13	NO											
Dec 20	at Ari											
Dec 27	at Dal											
Jan 3	Was											
Totals			7/1	20	15	1.0	0	3	1	1	188	38%

- Returned his first career INT for a TD when he picked off Lions QB **Matthew Stafford** at Det. (12/11/16). The 24-yard INT-TD gave Chicago a 17-13 lead in the fourth quarter

COLLEGE HIGHLIGHTS

- Earned All-Conference USA honors and was named the Owls' defensive MVP after notching 4 INTs as a senior in 2015
- Logged the first 2 INTs of his career as a junior in 2014. Posted a 76-yard INT-TD against the University of Texas at San Antonio

TRANSACTIONS

2016	Signed by NE as undrafted free agent
9/3/16	Waived by NE
9/4/16	Claimed by CHI off waivers from NE
9/1/18	Waived by CHI
9/3/18	Signed by DET to practice squad
10/6/18	Signed by DET from practice squad to active roster
11/3/18	Waived by DET
11/5/18	Claimed by PHI off waivers from DET
9/2/19	Signed by PHI to 1-year contract extension
	Placed on Injured Reserve
11/30/19	Activated from Injured Reserve
9/6/20	Released by PHI
9/7/20	Signed by PHI



RICK LOVATO 45 | LS



Height: 6-2 **Weight:** 249 **DOB:** Sep. 9, 1992 (Age 28) *(pronounced luh-VAH-toe)*
NFL Experience: 4th Year (4th with Eagles) **Draft:** UDFA-15 by CHI **Acquired:** FA-16
College: Old Dominion **Hometown (HS):** Middletown, NJ (Middletown South)

Pro Bowl: 2020 **Super Bowl Champion:** LII

CAREER STATISTICS

			ST
Year	Team	GP	T
2015	Green Bay	2	0
2016	Washington	2	0
	Philadelphia	3	0
	Totals	5	0
2017	Philadelphia	16	4
2018	Philadelphia	16	3
2019	Philadelphia	16	5
2020	Philadelphia	7	6
Totals		61	18

PLAYOFFS

2015	Green Bay	2	0
2017	Philadelphia	3	0
2018	Philadelphia	2	0
2019	Philadelphia	1	0
Totals		8	0



CAREER HIGHLIGHTS

- ▶ Named to his first career **Pro Bowl** following the 2019 season. Became the first Eagles LS to be voted to the all-star game since **Jon Dorenbos** in 2014
- ▶ In 2019, helped **Jake Elliott** become the first kicker in team history to start a season with 16 straight FGs. Elliott's streak of 20 consecutive FGs (12/23/18-12/1/19) marked the 2nd-longest ever by an Eagle, trailing only **Alex Henery** in 2012 (22)
- ▶ In 2018, snapped for first-year punter **Cameron Johnston**, who established single-season team records in gross (48.1) and net punting average (42.7)
- ▶ Served as the Eagles' long snapper during their **Super Bowl LII**-winning season in 2017, his first full year with the team. Helped **Jake Elliott** kick the most 50+ yard FGs (5) in team history, including the longest FG ever by an Eagle (61 yards)

COLLEGE HIGHLIGHTS

- ▶ Long snapper for Old Dominion in all 50 games during his four-year collegiate career. Named FCS All-America in 2012

TRANSACTIONS

2015	Signed by CHI as undrafted free agent
8/31/15	Waived by CHI
12/22/15	Signed by GB
9/3/16	Waived by GB
11/19/16	Signed by WAS
11/29/16	Waived by WAS
12/12/16	Signed by PHI
11/19/19	Signed by PHI to 4-year contract extension



AVONTE MADDOX 29 | CB



Height: 5-9 **Weight:** 184 **DOB:** March 31, 1996 (Age 24) (*pronounced uh-VON-tay*)
NFL Experience: 3rd Year (3rd with Eagles) **Draft:** D4a-18 (125th overall) by PHI
College: Pittsburgh **Hometown (HS):** Detroit, MI (Martin Luther King)

CAREER STATISTICS

Year	Team	GP/S	TACKLES					PASS DEFENSE						FUMBLES			DEF SNAPS	
			Total	Solo	Asst	TFL	Sacks	Int	Yds	Lg	TD	PD	QPH	FF	FR	Yds	No	Pct
2018	Philadelphia	13/9	50	43	7	2	0.5	2	23	23	0	7	1	1	0	0	540	52%
2019	Philadelphia	12/6	64	53	11	2	1.0	0	0	--	0	13	2	1	0	0	525	51%
2020	Philadelphia	4/3	24	19	5	1	0.0	0	0	--	0	2	0	0	0	0	172	35%
Totals		29/18	138	115	23	5	1.5	2	23	23	0	22	3	2	0	0	---	---

PLAYOFFS

2018	Philadelphia	2/2	17	13	4	0	0.0	0	0	--	0	4	0	0	0	0	135	96%
2019	Philadelphia	1/1	4	3	1	1	0.0	0	0	--	0	0	0	0	0	0	60	94%
Totals		3/3	21	16	5	1	0.0	0	0	--	0	4	0	0	0	0	---	---

ADDITIONAL STATISTICS

Special Teams Tackles: 5 - 2018 (5)

CAREER HIGHS

Tackles	13	9/26/19 at GB
Sacks	1	12/15/19 at Was.
INTs	1	2x, last: 12/16/18 at LAR
PDs	3	2x, last: 12/22/19 vs. Dal.
FFs	1	2x, last: 12/15/19 at Was.
FRs	--	---

2020 SEASON - EAGLES



2019 SEASON - EAGLES

- ▶ Tied with **Rasul Douglas** for the team lead in PDs (13) and totaled the 4th-most tackles (64) on the defense, behind **Malcolm Jenkins** (118), **Rodney McLeod** (108) and **Nathan Gerry** (67). Added 2 TFLs, 1.0 sack and 1 FF
- ▶ Recorded a strip-sack of QB **Dwayne Haskins** to seal the victory on the final play of the season-saving, 37-27 win at Was. (12/15/19). The fumble was recovered by **Nigel Bradham** and returned 48 yards for a TD
- ▶ Produced a career-high 13 tackles (12 solo) and 2 PDs in the 34-27 win at GB (9/26/19) on *Thursday Night Football*. Marked the most single-game tackles by an Eagle during the 2019 season

2018 SEASON - EAGLES

- ▶ As a rookie, ranked 2nd on the Eagles' defense with a career-high 2 INTs - trailing only **Rasul Douglas** (3) - and 5th in PDs (7). Also combined for 50 tackles (43 solo), 2 TFLs, 0.5 sacks and 1 FF
- ▶ Forced a fumble of Jaguars WR **Keelan Cole** (recovered by **Malcolm Jenkins**) in the 24-18 win at Jax. (London) (10/28/18). The turnover set up a go-ahead TD drive that gave the Eagles a lead that they did not surrender the rest of the game. Became the first Eagles rookie DB to force a fumble since **Brandon Boykin** on 12/23/12 vs. Washington (QB **Robert Griffin III**)

COLLEGE HIGHLIGHTS

- ▶ One of the top defensive backs in the ACC during his time at Pitt. In 46 career games, produced 183 tackles (136 solo), 42 PDs, 8 INTs (including 2 TDs), 7.0 sacks, 3 FFs and 1 FR
- ▶ From 2015-17, his 8 career INTs led the Panthers and tied for 5th overall in the ACC
- ▶ As a senior in 2017, posted a team-high 11 PDs and 2 INTs. Also ranked 2nd in the ACC with a team-leading 3 FFs and led all ACC defensive backs with a career-high 4.0 sacks
- ▶ Following his senior season, earned All-ACC honors from the league's coaches and *Associated Press*. Also named the Eastern College Athletic Conference (ECAC) Defensive Player of the Year





2020 GAME-BY-GAME STATISTICS (PHI)

Date	Opp		GP/S	Tot	Solo	Sk	Int	PD	FF	FR	Snap	Pct
Sep 13	at Was	L	1/1	9	5	0.0	0	1	0	0	61	87%
Sep 20	LAR	L	1/1	8	7	0.0	0	0	0	0	69	100%
Sep 27	Cin	T	1/1	6	6	0.0	0	1	0	0	39	54%
Oct 4	at SF	W	0/0	INACTIVE (ANKLE)								
Oct 11	at Pit	L	0/0	INACTIVE (ANKLE)								
Oct 18	Bal	L	0/0	INACTIVE (ANKLE)								
Oct 22	NYG	W	1/0	1	1	0.0	0	0	0	0	3	5%
Nov 1	Dal											
Nov 15	at NYG											
Nov 22	at Cle											
Nov 30	Sea											
Dec 6	at GB											
Dec 13	NO											
Dec 20	at Ari											
Dec 27	at Dal											
Jan 3	Was											
Totals			4/3	24	19	0.0	0	2	0	0	172	35%



- ▶ Led the Panthers with 3 INTs and 11 PDs (tied) for the second straight season as a junior in 2016. Closed out the Panthers' win over Marshall with a 33-yard INT-TD (10/1/16)
- ▶ Received All-ACC recognition after leading Pitt with 3 INTs and 15 PDs as a sophomore in 2015. Blocked an extra-point attempt in the Military Bowl (12/28/15). Had a career-high 4 PDs and 30-yard INT-TD vs. Louisville (11/21/15). Returned a kickoff 89 yards for a TD vs. Youngstown State (9/5/15)

TRANSACTIONS

2018

Drafted by PHI in 4th round (125th overall)
Signed 4-year contract



JORDAN MAILATA 68 | T



Height: 6-8 **Weight:** 346 **DOB:** March 31, 1997 (Age 23) *(pronounced my-LOT-uh)*
NFL Experience: 3rd Year (3rd with Eagles) **Draft:** D7-18 (233rd overall) by PHI
College: N/A **Hometown (HS):** Sydney, Australia (Condell Park)

CAREER STATISTICS

Year	Team	GP/S	STARTS		OFF SNAPS	
			LT	RT	No	Pct
2018	Philadelphia	0/0	0	0	0	0%
2019	Philadelphia	0/0	0	0	0	0%
2020	Philadelphia	7/4	4	0	294	58%
Totals		7/4	4	0	---	---

PLAYOFFS

2018	Philadelphia	0/0	INJURED RESERVE (BACK) (12/14/18)			
2019	Philadelphia	0/0	INJURED RESERVE (BACK) (9/21/19)			
Totals		0/0	0	0	---	---

CAREER HIGHLIGHTS

- ▶ Made his first career start in place of an injured **Jason Peters** in the 25-20 win at SF (10/4/20) on *Sunday Night Football*
- ▶ Saw action for the first time in his career when he relieved an injured **Jack Driscoll** at right tackle for 18 offensive snaps in the season opener at Was. (9/13/20)

TRANSACTIONS

2019	Drafted by PHI in 7th round (233rd overall) <i>Signed 4-year contract</i>
12/14/18	Placed on Injured Reserve (back)
9/21/19	Placed on Injured Reserve (back)
7/29/20	Placed on Reserve/COVID-19
8/13/20	Activated from Reserve/COVID-19





RODNEY MCLEOD 23 | S



Height: 5-10 **Weight:** 195 **DOB:** June 23, 1990 (Age 30) *(pronounced muh-CLOUD)*
NFL Experience: 9th Year (5th with Eagles) **Draft:** UDFA-12 by STL **Acquired:** FA-LAR-16
College: Virginia **Hometown (HS):** Hyattsville, MD (DeMatha Catholic)

Super Bowl Champion: LII

CAREER STATISTICS

Year	Team	GP/S	TACKLES					PASS DEFENSE						FUMBLES			DEF SNAPS	
			Total	Solo	Asst	TFL	Sacks	Int	Yds	Lg	TD	PD	QPH	FF	FR	Yds	No	Pct
2012	St. Louis	16/0	0	0	0	0	0.0	0	0	--	0	0	0	0	0	0	4	1%
2013	St. Louis	16/16	87	68	19	2	0.0	2	2	2	0	6	0	2	2	7	1,060	99%
2014	St. Louis	16/16	96	64	32	3	0.0	2	1	1	0	5	0	2	2	9	1,025	99%
2015	St. Louis	16/16	106	73	33	2	0.0	1	4	4	0	5	0	3	1	20	1,153	99%
2016	Philadelphia	16/16	117	78	39	3	1.0	3	5	5	0	10	1	1	0	0	1,014	99%
2017	Philadelphia	14/14	78	52	26	2	0.0	3	54	50	0	11	2	1	1	0	846	82%
2018	Philadelphia	3/3	16	9	7	0	0.0	0	0	--	0	5	0	0	0	0	162	16%
2019	Philadelphia	16/16	108	71	37	2	1.0	2	30	23	0	10	3	2	0	0	1,032	99%
2020	Philadelphia	7/7	54	39	15	3	0.0	1	0	--	0	5	0	0	1	0	492	100%
Totals		119/103	662	454	208	17	2.0	14	96	50	0	57	6	11	7	36	---	---

PLAYOFFS

2017	Philadelphia	3/3	18	16	2	1	1.0	0	0	--	0	3	1	0	0	0	206	100%
2018	Philadelphia	0/0	INJURED RESERVE (KNEE) (9/29/18)															
2019	Philadelphia	1/1	4	2	2	0	0.0	0	0	--	0	0	0	0	0	0	64	100%
Totals		4/4	22	18	4	1	1.0	0	0	--	0	3	1	0	0	0	---	---

ADDITIONAL STATISTICS

Fumble Recovery TD: 1 - 10/25/15 vs. Cle. (20 yards) **Special Teams Tackles:** 32 - 2019 (3), 2017 (4), 2016 (5), 2014 (1), 2013 (3), 2012 (16)

CAREER HIGHS

Tackles	17	10/16/16 at Was.
Sacks	1.0	2x, last: 1/13/18 vs. Atl. (Div.)
INTs	1	16x, last: 10/4/20 at SF
PDs	3	3x, last: 9/13/20 at Was.
FFs	1	11x, last: 12/29/19 at NYG
FRs	1	7x, last: 10/22/20 vs. NYG

NOTES TO KNOW

- ▶ Is one of two NFL safeties with 10+ INTs (14) and 10+ FFs (11) since 2013, joining **Malcolm Jenkins** (13 INTs, 14 FFs)
- ▶ Has produced three career seasons with 100+ tackles along with three seasons with 10+ PDs

2020 SEASON - EAGLES

▶

2019 SEASON - EAGLES

- ▶ Ranked 2nd on the Eagles defense with 108 tackles (71 solo), marking his third career 100+ tackle season. Also registered 10 PDs, 2 INTs, 2 FFs and 1.0 sack
- ▶ Produced a team-high-tying 8 tackles (6 solo), 1.0 sack, 1 INT, 1 PD and 1 FF vs. Sea. (11/24/19)

2018 SEASON - EAGLES

- ▶ Led the Eagles with 10 tackles and tied a career high with 3 PDs in the season-opening win vs. Atl. (9/6/18)

2017 SEASON - EAGLES

- ▶ Tallied the 4th-most tackles (78) on the Eagles defense and recorded 11 PDs, 3 INTs, 2 FRs and 1 FF in the regular season
- ▶ Sacked Falcons QB **Matt Ryan** for a 10-yard loss in the third quarter of the 15-10 win vs. Atl. (1/13/18) in the Divisional Round. Became the first Eagles safety to record a sack in a playoff game since **Brian Dawkins** on 1/4/09 at Minnesota
- ▶ Combined for a season-high 13 tackles (8 solo) and recovered a FF by **Chris Long**, which he returned 9 yards to set up a 33-yard **Jake Elliott** FG in 43-35 win at LAR (12/10/17)





2020 GAME-BY-GAME STATISTICS (PHI)

Date	Opp	GP/S	Tot	Solo	Sk	Int	PD	FF	FR	Snap	Pct
Sep 13	at Was	L 1/1	8	6	0.0	0	3	0	0	70	100%
Sep 20	LAR	L 1/1	5	4	0.0	0	0	0	0	69	100%
Sep 27	Cin	T 1/1	10	8	0.0	0	0	0	0	72	100%
Oct 4	at SF	W 1/1	13	9	0.0	1	1	0	0	73	100%
Oct 11	at Pit	L 1/1	7	5	0.0	0	1	0	0	75	100%
Oct 18	Bal	L 1/1	5	4	0.0	0	0	0	0	73	100%
Oct 22	NYG	W 1/1	6	3	0.0	0	0	0	1	60	100%
Nov 1	Dal										
Nov 15	at NYG										
Nov 22	at Cle										
Nov 30	Sea										
Dec 6	at GB										
Dec 13	NO										
Dec 20	at Ari										
Dec 27	at Dal										
Jan 3	Was										
Totals		7/7	54	39	0.0	1	5	0	1	492	100%

- ▶ Picked off Cowboys QB **Dak Prescott** in the 37-9 win at Dal. (11/19/17). Became the first Eagle to post an INT in 3+ straight games since **Malcolm Jenkins** from 9/15/14-9/28/14 (also 3)
- ▶ Intercepted Broncos QB **Brock Osweiler** in the third quarter and returned it a career-long 50 yards to set up an Eagles TD drive in the 51-23 win vs. Den. (11/5/17)

2016 SEASON - EAGLES

- ▶ Led the team with a career-high 117 tackles and also totaled 10 PDs, a career-high 3 PDs, 1.0 sack and 1 FF
- ▶ Made a game-changing INT in the first quarter when he picked off Vikings QB **Sam Bradford** in the end zone in the win vs. Min. (10/23/16). Also recorded a strip-sack of Bradford
- ▶ Set a single-game career high when he collected 17 tackles (12 solo) at Was. (10/16/16)

2015 SEASON - RAMS

- ▶ Posted his first-career 100+ tackle campaign (106). Added a career-high 3 FFs and a fumble recovery TD with 5 PDs and 1 INT
- ▶ Totaled 12 tackles (6 solo) at Bal. (11/22/15). Forced a fumble in the first quarter when he stripped Ravens WR **Jeremy Butler** on third down and picked off QB **Joe Flacco** in the second quarter
- ▶ Scored the first TD of his career when he picked up a loose ball vs. Cle. (10/25/15) and returned it 20 yards for a score

2014 SEASON - RAMS

- ▶ Registered 5 PDs, 2 INTs, 2 FFs and 2 FRs
- ▶ Picked off QB **Colt McCoy** in the first quarter of a 24-0 win at Was. (12/7/14) and forced a fumble of RB **Silas Redd** in the fourth quarter

2013 SEASON - RAMS

- ▶ Voted a special teams captain by his teammates and earned the starting job at free safety



- ▶ Notched the first INT of his career when he picked off Titans QB **Jake Locker** late in the fourth quarter vs. Ten. (11/3/13)
- ▶ Forced a fumble on a kickoff return at Hou. (10/13/13) that was recovered and returned for a TD by Rams LB **Darren Bates**

2012 SEASON - RAMS

- ▶ Made the opening-day roster as an undrafted rookie. Produced a career-high and team-leading 16 special teams tackles
- ▶ Caught a 21-yard pass from Rams P **Johnny Hekker** on a fake punt in the second quarter at SF (11/11/12)

COLLEGE HIGHLIGHTS

- ▶ Appeared in 43 games (31 starts) during his four-year career at Virginia and totaled 190 tackles (116 solo), including 10 TFL, 11 PDs, 6 INTs, 3 FFs and 1 FR
- ▶ Earned honorable mention All-ACC honors as a senior in 2011 after setting career highs with 7 PDs and 4 INTs. Tied a single-game school record with 3 INTs in a win at Maryland (11/5/11)
- ▶ Earned a starting job as a sophomore in 2009, opening all 11 games that he played while finishing 4th on the defense with a career-high 62 tackles (42 solo), 2 PDs, 2 FF and 1 FR

TRANSACTIONS

2012	Signed by StL as undrafted free agent
4/20/15	Re-signed by StL
3/9/16	Agreed to terms with PHI on 5-year contract
9/29/18	Placed on Injured Reserve (knee)
1/31/19	Agreed to terms with PHI on re-worked contract
3/17/20	Agreed to terms with PHI on 2-year contract



JALEN MILLS 21 | S



Height: 6-0 **Weight:** 191 **DOB:** April 6, 1994 (Age 26)

NFL Experience: 5th Year (5th with Eagles) **Draft:** D7a-16 (233rd overall) by PHI

College: LSU **Hometown (HS):** DeSoto, TX (DeSoto)

Super Bowl Champion: LII

CAREER STATISTICS

Year	Team	GP/S	TACKLES					PASS DEFENSE						FUMBLES			DEF SNAPS	
			Total	Solo	Asst	TFL	Sacks	Int	Yds	Lg	TD	PD	QPH	FF	FR	Yds	No	Pct
2016	Philadelphia	16/2	67	55	12	0	0.0	0	0	--	0	10	0	0	0	0	661	65%
2017	Philadelphia	15/15	86	68	18	1	0.0	3	53	37t	1	22	0	0	0	0	932	90%
2018	Philadelphia	8/8	50	40	10	2	0.0	0	0	--	0	14	0	0	0	0	457	44%
2019	Philadelphia	9/9	50	39	11	0	0.0	1	0	--	0	10	0	0	0	0	511	49%
2020	Philadelphia	7/7	54	36	18	3	1.5	1	0	--	0	1	5	1	0	0	471	96%
Totals		55/41	307	238	69	6	1.5	5	53	37t	1	57	5	0	0	0	---	---

PLAYOFFS

2017	Philadelphia	3/3	15	11	4	0	0.0	0	0	--	0	6	0	0	0	0	206	100%
2018	Philadelphia	0/0	INJURED RESERVE (FOOT) (12/8/18)															
2019	Philadelphia	1/1	4	3	1	0	0.0	0	0	--	0	0	0	0	0	0	64	100%
Totals		4/4	19	14	5	0	0.0	0	0	--	0	6	0	0	0	0	---	---

ADDITIONAL STATISTICS

INT-TDs: 1 - 10/29/17 vs. SF (49ers QB C.J. Beathard) (37 yards)

CAREER HIGHS

Tackles	14	9/20/20 vs. LAR
Sacks	1.5	9/27/20 vs. Cin.
INTs	1	5x, last: 10/22/20 vs. NYG.
PDs	4	9/23/18 vs. Ind.
FFs	1	10/18/20 vs. Bal
FRs	--	---

2020 SEASON - EAGLES

- ▶ Posted 1.5 sacks of Bengals QB **Joe Burrow** vs. Cin. (9/27/20), marking his first career QB takedowns. Also finished the game with 5 solo tackles, 2 TFLs and 3 QB pressures and hits
- ▶ Produced a career-high 14 tackles vs. LAR (9/20/20)

2019 SEASON - EAGLES

- ▶ Returned from the Reserve/PUP List (foot) and recorded 50 tackles (39 solo), 10 PDs and 1 INT in 9 regular-season games
- ▶ Intercepted Cowboys QB **Dak Prescott** in his season debut at Dal. (10/20/19)

2018 SEASON - EAGLES

- ▶ Totaled 50 tackles (40 solo) and 14 PDs before being placed on Injured Reserve (foot). Despite missing 8 games, finished with the 2nd-most PDs on the Eagles defense
- ▶ Recorded 5 solo tackles and a career-high 4 PDs in the 20-16 win vs. Ind. (9/23/18)

2017 SEASON - EAGLES

- ▶ Finished the regular season tied for the team lead with 22 PDs, ranked 2nd with 86 tackles (68 solo) and tied for 2nd with 3 INTs - *all career highs*
- ▶ As Philadelphia held a 15-10 lead with just over a minute remaining in the Divisional Playoff vs. Atl. (1/13/18), blanketed Falcons WR **Julio Jones** on fourth-and-goal and forced an incompletion in the corner of the end zone to seal the 15-10 victory
- ▶ Named **NFC Defensive Player of the Week** after posting a 37-yard INT-TD against 49ers QB **C.J. Beathard** in the 33-10 win vs. SF (10/29/17). Marked his first career TD. Became the first Eagle to win the award since 2007
- ▶ Recorded his first career INT in the season-opening, 30-17 win at Was. (9/10/17). With the Eagles clinging to a 2-point lead and Washington threatening to score in the fourth quarter, picked off a **Kirk Cousins** pass on the goal line





2020 GAME-BY-GAME STATISTICS (PHI)

Date	Opp	GP/S	Tot	Solo	Sk	Int	PD	FF	FR	Snap	Pct
Sep 13	at Was	L	1/1	8	4	0.0	0	0	0	64	91%
Sep 20	LAR	L	1/1	14	9	0.0	0	0	0	69	100%
Sep 27	Cin	T	1/1	5	5	1.5	0	0	0	71	99%
Oct 4	at SF	W	1/1	9	5	0.0	0	0	0	73	100%
Oct 11	at Pit	L	1/1	10	7	0.0	0	0	0	73	97%
Oct 18	Bal	L	1/1	4	3	0.0	0	0	1	62	85%
Oct 22	NYG	W	1/1	4	3	0.0	1	1	0	59	98%
Nov 1	Dal										
Nov 15	at NYG										
Nov 22	at Cle										
Nov 30	Sea										
Dec 6	at GB										
Dec 13	NO										
Dec 20	at Ari										
Dec 27	at Dal										
Jan 3	Was										
Totals		7/7	54	36	1.5	1	1	1	0	471	96%



2016 SEASON - EAGLES

- Finished his rookie campaign tied for 4th on the Eagles defense with 10 PDs and ranked 5th with 67 tackles (55 solo)

COLLEGE HIGHLIGHTS

- Played in 7 games as a senior in 2015 after breaking his ankle in the preseason. Was a first-team All-America selection by CBS Sports after finishing with 30 tackles, 1.0 sack and 3 PDs
- As a junior in 2014, started 12 games at safety and one at nickel-back and tallied 62 tackles, 1 INT and 5 PDs
- Picked up 67 tackles, 3.0 sacks and 3 INTs (tied for the team lead) over 13 starts as a sophomore in 2013
- Earned 2012 Freshman First-Team All-America honors after starting all 13 games at CB and finishing 4th on the team with 57 total tackles, while adding 2 INTs and 5 PDs

TRANSACTIONS

2016

Drafted by PHI in 7th round (233rd overall)
Signed 4-year contract

12/8/18

Placed on Injured Reserve (foot)

7/25/19

Placed on Active/PUP List (foot)

8/31/19

Placed on Reserve/PUP List (foot)

10/15/19

Activated to a 21-day practice window

10/19/19

Activated from Reserve/PUP to Perform List

3/17/20

Agreed to terms with PHI on 1-year contract



SUA OPETA 78 | G



Height: 6-4 **Weight:** 305 **DOB:** Aug. 15, 1996 (Age 24) *(pronounced SUE-uh OH-pet-uh)*

NFL Experience: 1st Year (1st with Eagles) **Draft:** UDFA-19 by PHI

College: Weber State **Hometown (HS):** Stansbury Park, UT (Stansbury)

CAREER STATISTICS

			STARTS		OFF SNAPS	
Year	Team	GP/S	LG	RG	No	Pct
2019	Philadelphia	0/0	0	0	0	0%
2020	Philadelphia	5/1	1	0	86	17%
Totals		5/1	1	0	---	---

PLAYOFFS						
Year	Team	GP/S	LG	RG	No	Pct
2019	Philadelphia	0/0	0	0	0	0%
Totals		0/0	0	0	---	---



COLLEGE HIGHLIGHTS

- ▶ Finished his career at Weber State playing in 50 games over four years, including every contest in each of his final three seasons on the offensive line. A two-time All-America and two-time first-team All-Big Sky honoree
- ▶ As a senior in 2018, was voted a consensus All-American as well as first-team All-Big Sky after starting all 13 games and serving as a team captain. Part of a Wildcat team that won 10 games and a league title and earned a No. 2 playoff seed
- ▶ Started all 14 games as a junior in 2017 as part of Weber State's historic season that included a Big Sky title, a school-record 11 wins and 2 wins in the FCS playoffs. Earned All-America and All-Big Sky accolades
- ▶ As a sophomore in 2016, started all 12 games on the offensive line after moving from the defensive side of the ball in spring practice. Named honorable mention all-conference

TRANSACTIONS

2019	Signed by PHI as undrafted free agent
8/31/19	Waived by PHI
9/1/19	Signed by PHI to practice squad
12/3/19	Signed by PHI from practice squad to active roster
9/5/20	Waived by PHI
9/6/20	Signed by PHI to practice squad
9/12/20	Elevated by PHI from practice squad to active roster for Week 1 at Washington
9/15/20	Signed by PHI from practice squad to active roster



WILL PARKS 28 | S



Height: 6-1 **Weight:** 194 **DOB:** July 29, 1994 (Age 26)

NFL Experience: 5th Year (1st with Eagles) **Draft:** D6-16 (219th overall) by PHI **Acquired:** FA-DEN-20

College: Arizona **Hometown (HS):** Philadelphia, PA (Germantown)

CAREER STATISTICS

Year	Team	GP/S	TACKLES					PASS DEFENSE						FUMBLES			DEF SNAPS	
			Total	Solo	Asst	TFL	Sacks	Int	Yds	Lg	TD	PD	QPH	FF	FR	Yds	No	Pct
2016	Denver	16/0	17	12	5	1	0.0	1	1	1	0	3	0	0	1	0	270	24%
2017	Denver	16/5	47	32	15	2	0.0	1	0	0	0	4	5	0	0	0	596	60%
2018	Denver	16/3	39	23	16	0	0.0	1	11	11	0	4	5	1	0	0	572	53%
2019	Denver	14/7	31	25	6	1	1.0	1	11	11	0	2	5	1	0	0	540	51%
2020	Philadelphia	2/2	4	3	1	0	0.0	0	0	--	0	0	0	0	0	0	56	11%
Totals			64/17	138	95	43	4	4	23	11	0	13	15	2	1	0	---	---

ADDITIONAL STATISTICS

Special Teams Tackles: 15 - 2019 (4), 2018 (2), 2017 (4), 2016 (5) **Special Teams FRs:** 1 - 2016 (1) **Blocked XPA Return for Defensive Conversion:** 11/13/16 at NO

CAREER HIGHS

Tackles	7	12/14/17 at Ind.
Sacks	1.0	12/1/19 vs. LAC
INTs	1	4x, last: 12/8/19 at Hou.
PDs	2	1/1/17 vs. Oak.
FFs	1	2x, last: 11/17/19 at Min.
FRs	1	10/13/16 at SD

2020 SEASON - EAGLES



2019 SEASON - BRONCOS

- ▶ Produced 31 tackles (25 solo), 2 PDs, 1.0 sack, 1 FF and 4 special teams tackles
- ▶ Intercepted Texans QB **Deshaun Watson** with 23 seconds remaining to seal the victory in the 38-24 win at Hou. (12/8/19)
- ▶ Registered 4 tackles (2 solo) and his first career sack when he brought down Chargers QB **Philip Rivers** for a 7-yard loss on third down to force a punt in the 23-20 victory vs. LAC (12/1/19)
- ▶ Forced a fumble by Vikings RB **Ameer Abdullah** on a kick return at Min. (11/17/19)

2018 SEASON - BRONCOS

- ▶ Totaled 39 tackles (23 solo) with a career-high-tying 4 PDs, 1 INT and 1 FF. Also added 2 special teams tackles
- ▶ Posted 6 tackles (3 solo) and forced a fumble by Steelers TE **Xavier Grimble** that led to a touchback in the second quarter of the 24-17 win vs. Pit. (11/25/18)
- ▶ Recorded 3 tackles (2 solo) and picked off Chargers QB **Philip Rivers** vs. LAC (12/30/18)

2017 SEASON - BRONCOS

- ▶ Tallied a career-high 47 tackles (32 solo) and a career-high 4 PDs while adding 1 INT and 4 special teams tackles
- ▶ Produced 2 tackles (1 solo) and intercepted QB **Kirk Cousins** in the end zone at Was. (12/24/17)
- ▶ Led the Broncos defense with a career-high 7 tackles (4 solo) in the 25-13 win at Ind. (12/14/17)

2016 SEASON - BRONCOS

- ▶ Registered 17 tackles (12 solo), 3 PDs, 1 INT and 1 FR. Logged a career-high 5 special teams tackles
- ▶ After Broncos S **Justin Simmons** blocked Saints K **Wil Lutz's** extra-point attempt with 1:30 remaining in the game, recovered the ball and returned it for a defensive conversion, marking the game-winning 2 points in the 25-23 win at NO (11/13/16)
- ▶ Recorded his first career INT against Bengals QB **Andy Dalton** in the fourth quarter of the 29-17 victory at Cin. (9/25/16)





2020 GAME-BY-GAME STATISTICS (PHI)

Date	Opp	GP/S	Tot	Solo	Sk	Int	PD	FF	FR	Snap	Pct
Sep 13	at Was	L	0/0								
Sep 20	LAR	L	0/0								
Sep 27	Cin	T	0/0								
Oct 4	at SF	W	0/0								
Oct 11	at Pit	L	0/0								
Oct 18	Bal	L	1/1	3	3	0.0	0	0	0	39	53%
Oct 22	NYG	W	1/1	1	0	0.0	0	0	0	17	28%
Nov 1	Dal										
Nov 15	at NYG										
Nov 22	at Cle										
Nov 30	Sea										
Dec 6	at GB										
Dec 13	NO										
Dec 20	at Ari										
Dec 27	at Dal										
Jan 3	Was										
Totals		2/2	4	3	0.0	0	0	0	0	56	11%



COLLEGE HIGHLIGHTS

- ▶ Started 31 of 53 games played at the University of Arizona, totaling 197 tackles (130 solo), 24 PDs and 4 INTs (102 yards)
- ▶ Opened all 13 games as a senior and was named one of the Wildcats' four captains. Tallied a team-best 76 tackles (53 solo), 7 PDs and 2 FFs, earning All-Pac-12 honorable mention
- ▶ Started all 14 contests at the 'spur' position as a junior, posting 81 tackles (52 solo), 10 PDs, 2 INTs, 1.0 sack and 1 FR

TRANSACTIONS

- 2016** Drafted by DEN in 6th round (219th overall)
Signed 4-year contract
- 3/21/20** Agreed to terms with PHI on 1-year contract
- 9/6/20** Placed on Injured Reserve



JOSHUA PERKINS 81 | TE



Height: 6-3 **Weight:** 223 **DOB:** Aug. 5, 1993 (Age 27)

NFL Experience: 3rd Year (2nd with Eagles) **Draft:** UDFA-16 by ATL **Acquired:** FA-18

College: Washington **Hometown (HS):** Cerritos, CA (Gahr)

CAREER STATISTICS

Year	Team	GP/S	RECEIVING					OFF SNAPS	
			Rec	Yds	Avg	Lg	TD	No	Pct
2016	Atlanta	8/1	3	42	14.0	26t	1	72	7%
2018	Philadelphia	9/1	5	67	13.4	30	0	95	9%
2019	Philadelphia	5/0	9	87	9.7	24	1	132	11%
2020	Philadelphia	0/0	INJURED RESERVE (8/26/20)						
Totals		22/2	17	196	11.5	30	2	---	---

PLAYOFFS

2016	Atlanta	3/0	0	0	---	---	0	11	6%
2018	Philadelphia	0/0	INJURED RESERVE (KNEE) (11/16/18)						
2019	Philadelphia	1/0	0	0	---	---	0	17	25%
Totals		4/0	0	0	---	---	0	---	---

ADDITIONAL STATISTICS

Special Teams Tackles: 5 - 2018 (3), 2016 (2)

CAREER HIGHS

Receptions	5	12/9/19 vs NYG
Receiving Yards	57	9/16/18 at TB
Receiving Long	30	9/16/18 at TB
Receiving TDs	1	12/24/16 at Car.

2020 GAME-BY-GAME STATISTICS (PHI)

Date	Opp	GP/S	RECEIVING					SNAPS	
			Rec	Yds	Avg	Lg	TD	No	Pct
Sep 13	at Was	L	0/0	INJURED RESERVE					
Sep 20	LAR	L	0/0	INJURED RESERVE					
Sep 27	Cin	T	0/0	INJURED RESERVE					
Oct 4	at SF	W	0/0	INJURED RESERVE					
Oct 11	at Pit	L	0/0	INJURED RESERVE					
Oct 18	Bal	L	0/0	INJURED RESERVE					
Oct 22	NYG	W	0/0	INJURED RESERVE					
Nov 1	Dal								
Nov 15	at NYG								
Nov 22	at Cle								
Nov 30	Sea								
Dec 6	at GB								
Dec 13	NO								
Dec 20	at Ari								
Dec 27	at Dal								
Jan 3	Was								
Totals		0/0	0	0	---	---	0	0	0%

2020 SEASON - EAGLES



2019 SEASON - EAGLES



- ▶ Played a career-high 132 offensive snaps (11%) and totaled 9 catches for 87 yards (9.7 avg.) and 1 TD
- ▶ Caught a 24-yard TD from **Carson Wentz** in the division-clinching win at NYG (12/29/19)

2018 SEASON - EAGLES



- ▶ Finished the regular season with 5 catches for 67 yards (13.4 avg.)
- ▶ Caught 4 passes for a career-high 57 yards at TB (9/16/18), including a career-long 30-yard catch from **Nick Foles** in the fourth quarter

2016 SEASON - FALCONS



- ▶ Totaled 3 catches for 42 yards (14.0 avg.) and 1 TD in the regular season. Also saw action in each of the Falcons' 3 playoff games, including **Super Bowl LI** vs. NE (2/5/17)
- ▶ Caught his first career TD on a 26-yard pass from Falcons QB **Matt Ryan** at Car. (12/24/16)

COLLEGE HIGHLIGHTS



- ▶ Totaled 66 receptions for 911 yards (13.8 avg.) and 9 TDs in 27 career games at Washington
- ▶ Played in all 13 games (8 starts) as a senior in 2015, earning honorable mention All-Pac-12 accolades

TRANSACTIONS

2016	Signed by ATL as undrafted free agent
9/2/17	Waived by ATL
9/3/17	Signed by ATL to practice squad
10/11/17	Released by ATL from practice squad
1/15/18	Signed by PHI to reserve/future contract
11/16/18	Placed on Injured Reserve (knee)
8/31/19	Waived by PHI
9/1/19	Signed by PHI to practice squad
11/30/19	Signed by PHI from practice squad to active roster
8/26/20	Placed on Injured Reserve





JASON PETERS 71 | T



Height: 6-4 **Weight:** 328 **DOB:** Jan. 22, 1982 (Age 38)

NFL Experience: 17th Year (12th with Eagles) **Draft:** UDFA-04 by BUF **Acquired:** T-BUF-09

College: Arkansas **Hometown (HS):** Queen City, TX (Queen City)

All-Pro: 6 (2007-08, '10-11, '13-14) **Pro Bowl:** 9 (2008-12, '14-17) **Super Bowl Champion:** LII

CAREER STATISTICS

Year	Team	GP/S	STARTS				OFF SNAPS	
			LT	RG	RT	TE	No	Pct
2004	Buffalo	5/1	0	0	0	1	N/A	N/A
2005	Buffalo	16/10	0	0	9	1	N/A	N/A
2006	Buffalo	16/16	9	0	7	0	N/A	N/A
2007	Buffalo	15/15	15	0	0	0	N/A	N/A
2008	Buffalo	13/13	13	0	0	0	N/A	N/A
2009	Philadelphia	15/15	15	0	0	0	N/A	N/A
2010	Philadelphia	13/13	13	0	0	0	N/A	N/A
2011	Philadelphia	14/14	14	0	0	0	N/A	N/A
2012	Philadelphia	0/0	PLACED ON IR (ACHILLES) (8/27/12)					
2013	Philadelphia	16/16	16	0	0	0	1018	92%
2014	Philadelphia	16/16	16	0	0	0	1146	97%
2015	Philadelphia	14/14	14	0	0	0	760	66%
2016	Philadelphia	16/16	16	0	0	0	1100	97%
2017	Philadelphia	7/7	7	0	0	0	422	37%
2018	Philadelphia	16/16	16	0	0	0	868	79%
2019	Philadelphia	13/13	13	0	0	0	884	75%
2020	Philadelphia	3/3	3	0	0	0	228	65%
Totals		208/198	180	0	16	2	---	---

PLAYOFFS								
Year	Team	GP/S	LT	RG	RT	TE	No	Pct
2009	Philadelphia	1/1	1	0	0	0	N/A	N/A
2010	Philadelphia	1/1	1	0	0	0	N/A	N/A
2013	Philadelphia	1/1	1	0	0	0	58	100%
2018	Philadelphia	2/2	2	0	0	0	105	88%
2019	Philadelphia	1/1	1	0	0	0	69	100%
Totals		6/6	6	0	0	0	---	---

CAREER HIGHLIGHTS

- ▶ With his 9th **Pro Bowl** selection and 7th as an Eagle in 2016, Peters has garnered the second-most Pro Bowl nods in team history behind **Chuck Bednarik** (eight)
- ▶ Earned *Associated Press* **All-Pro** honors following the 2007, '08, '10, '11, '13 and '14 campaigns. Was named to the first team in 2011 and 2013
- ▶ Joined **Frank "Bucko" Kilroy** (1953-55) as the only two offensive linemen in franchise history to earn a **Pro Bowl** berth in three consecutive years
- ▶ Since Peters' first **Pro Bowl** selection in 2007, only **Joe Thomas** (10) has been selected to as many Pro Bowls as an OL
- ▶ Has 2 career TDs: blocked a punt and recovered it in the end zone (12/19/04 at Cin.) and caught **J.P. Losman's** first career TD pass (9/11/05 vs. Hou.)
- ▶ In 2014, was named a second-team AP **All-Pro** and garnered **All-NFC** honors from the Pro Football Writers of America
- ▶ Was part of an Eagles offensive line in 2013 that blocked for the NFL's leading rusher, **LeSean McCoy**, who finished with a franchise-best 1,607 rushing yards. Also helped the Eagles set a team record with 6,676 total yards and record the second-most points in franchise history (442)

COLLEGE HIGHLIGHTS

- ▶ Left Arkansas after his junior season. Played in 36 games and caught 28 passes for 300 yards and 4 TDs as a tight end
- ▶ In 2003, earned All-SEC second team honors after starting every game at TE and ranking third on the team with 21 receptions for 218 yards and four TDs
- ▶ Played in 13 games (12 starts) as a tight end in 2002
- ▶ In 2001, played in 10 games (three starts). He began the season as a reserve defensive end and tackle, moving to tight end for the Auburn contest
- ▶ Redshirted in 2000, spending the season as a scout team defensive lineman

TRANSACTIONS

2004	Signed by BUF as undrafted free agent
9/1/04	Waived by BUF
9/7/04	Signed by BUF to practice squad
11/13/04	Signed by BUF from practice squad to active roster
7/14/06	Signed by BUF to 5-year contract extension
4/17/09	Traded from BUF to PHI for a 1st-round draft pick in 2009, a 4th-round pick in 2009 and a 6th-round pick in 2010 ... Signed by PHI to 6-year contract
8/27/12	Placed on Reserve/Non-Football Injury List (Achilles)
2/26/14	Signed by PHI to a 5-year contract
6/14/17	Signed by PHI to 1-year contract extension
10/25/17	Placed on Injured Reserve (knee)
3/11/19	Signed by PHI to 1-year contract extension
7/14/20	Agreed to terms with PHI on 1-year contract
9/10/20	Signed by PHI to restructured contract for 2020 season
10/3/20	Placed on Reserve/Injured





MATT PRYOR 69 | G/T



Height: 6-7 **Weight:** 332 **DOB:** Dec. 16, 1994 (Age 25)
NFL Experience: 3rd Year (3rd with Eagles) **Draft:** D6-18 (206th overall) by PHI
College: TCU **Hometown (HS):** Lakewood, CA (Lakewood)

CAREER STATISTICS

Year	Team	GP/S	STARTS				OFF SNAPS	
			LT	LG	RG	RT	No	Pct
2018	Philadelphia	0/0	0	0	0	0	0	0%
2019	Philadelphia	12/0	0	0	0	0	79	7%
2020	Philadelphia	6/3	0	0	3	0	280	55%
Totals		17/3	0	0	3	0	---	---

PLAYOFFS

2018	Philadelphia	0/0	0	0	0	0	0	0%
2019	Philadelphia	1/1	0	0	1	0	69	100%
Totals		1/1	0	0	1	0	---	---

CAREER HIGHLIGHTS

- ▶ Played in 12 regular-season games in 2019 and made his first career start at RG in place of an injured **Brandon Brooks** during the Wild Card game vs. Sea. (1/5/19)

COLLEGE HIGHLIGHTS

- ▶ Started in 31 games (23 at guard) during his time with the Horned Frogs, including an Alamo Bowl victory over Stanford
- ▶ Earned second-team All-Big 12 accolades at guard as a senior, when he helped TCU rank 17th in the nation in total TDs (62)
- ▶ Blocked for QB **Kenny Hill**, who threw for 3,152 yards and rushed for 325 yards in 2017. Helped Hill achieve the 2nd-best completion percentage in the Big 12

TRANSACTIONS

- 2018** Drafted by PHI in 6th round (206th overall)
Signed 4-year contract
- 10/16/20** Placed on the Reserve/COVID-19 list
- 10/22/20** Activated from Reserve/COVID-19 list





JALEN REAGOR 18 | WR



Height: 5-11 **Weight:** 197 **DOB:** Jan. 2, 1999 (Age 21) (*pronounced RAY-gur*)
NFL Experience: Rookie (1st with Eagles) **Draft:** D1-20 (21st overall) by PHI
College: TCU **Hometown (HS):** Waxahachie, TX (Waxahachie)

CAREER STATISTICS

			RECEIVING						OFF SNAPS	
Year	Team	GP/S	Rec	Yds	Avg	Lg	TD	No	Pct	
2020	Philadelphia	2/2	5	96	19.2	55	0	100	28%	
Totals		2/2	5	96	19.2	55	0	---	---	

ADDITIONAL STATISTICS

Fumbles/Lost: 1/0 - 2020 (1/0) **Punt Returns:** 2-6 - 2020 (2-6)

CAREER HIGHS

Receptions	4	9/20/20 vs. LAR
Receiving Yards	55	9/13/20 at Was.
Receiving Long	55	9/13/20 at Was.
Receiving TDs	--	---

2020 GAME-BY-GAME STATISTICS (PHI)

				RECEIVING						SNAPS	
Date	Opp		GP/S	Rec	Yds	Avg	Lg	TD	No	Pct	
Sep 13	at Was	L	1/1	1	55	55.0	55	0	40	59%	
Sep 20	LAR	L	1/1	4	41	10.3	16	0	60	85%	
Sep 27	Cin	T	0/0	INACTIVE (THUMB)							
Oct 4	at SF	W	0/0	INJURED RESERVE							
Oct 11	at Pit	L	0/0	INJURED RESERVE							
Oct 18	Bal	L	0/0	INJURED RESERVE							
Oct 22	NYG	W	0/0	INJURED RESERVE							
Nov 1	Dal										
Nov 15	at NYG										
Nov 22	at Cle										
Nov 30	Sea										
Dec 6	at GB										
Dec 13	NO										
Dec 20	at Ari										
Dec 27	at Dal										
Jan 3	Was										
Totals			2/2	5	96	19.2	55	0	100	28%	

2020 SEASON - EAGLES

- Caught a 55-yard pass from QB **Carson Wentz** to erase a third-and-22 in the first quarter of the season opener at Was. (9/13/20). Marked the longest reception by an Eagles rookie since WR **Mack Hollins** hauled in a 64-yard TD on 10/23/17 vs. Washington

COLLEGE HIGHLIGHTS

- A standout WR and PR at TCU (2017-19) who recorded 148 catches for 2,248 yards (15.2 avg.) and 22 TDs while returning 23 punts for 409 yards (17.8 avg.) and 2 TDs in 39 games
- Finished his career with the 2nd-most receiving TDs, 6th-most receiving yards and 7th-most receptions in school history. Is the Horned Frogs' all-time leader in punt return average
- Named a *Sports Illustrated* All-American as an all-purpose player and earned All-Big 12 honors as a junior in 2019. Led TCU in receptions (43), yards (611) and TDs (5) and finished as one of two FBS players with multiple punt return TDs. Ranked 2nd in the nation with a school-record 20.8 punt return average
- Received All-Big 12 recognition following his sophomore year in 2018, when he led the team and ranked 2nd in TCU single-season history with career highs in receptions (72), receiving yards (1,061) and receiving TDs (9 - 5th-most in program history). Led the Big 12 in percentage of his team's receptions at 30.1% (72 of 239), which was the highest mark by a Horned Frog in 18 seasons. Also set a TCU record with TD receptions in 7 straight games

TRANSACTIONS

2020 Drafted by PHI in 1st round (21st overall)
 Signed 4-year contract
9/30/20 Placed on Reserve/Injured





HASSAN RIDGEWAY 98 | DT



Height: 6-3 **Weight:** 305 **DOB:** Nov. 2, 1994 (Age 25)

NFL Experience: 5th Year (2nd with Eagles) **Draft:** D4-16 (116th overall) by IND **Acquired:** T-IND-19

College: Texas **Hometown (HS):** Mansfield, TX (Mansfield)

CAREER STATISTICS

Year	Team	GP/S	TACKLES					PASS DEFENSE						FUMBLES			DEF SNAPS	
			Total	Solo	Asst	TFL	Sacks	Int	Yds	Lg	TD	PD	QPH	FF	FR	Yds	No	Pct
2016	Indianapolis	16/5	21	8	13	2	1.5	0	0	--	0	1	13	0	0	0	442	41%
2017	Indianapolis	13/1	14	5	9	3	3.0	0	0	--	0	0	9	0	0	0	177	16%
2018	Indianapolis	5/0	6	5	1	1	0.0	0	0	--	0	0	0	0	0	0	65	6%
2019	Philadelphia	7/5	10	7	3	6	2.0	0	0	--	0	0	9	0	0	0	252	24%
2020	Philadelphia	7/0	12	10	2	2	1.0	0	0	--	0	0	2	0	0	0	137	28%
Totals		48/11	63	35	28	14	7.5	0	0	--	0	1	33	0	0	0	---	---

PLAYOFFS

2018	Indianapolis	2/0	3	1	2	1	0.5	0	0	--	0	0	3	0	0	0	39	25%
2019	Philadelphia	0/0	INJURED RESERVE (ANKLE) (10/23/19)															
Totals		2/0	3	1	2	1	0.5	0	0	--	0	0	3	0	0	0	---	---

ADDITIONAL STATISTICS

Blocked PAT: 2 - 9/20/20 vs. LAR (Rams K Samuel Sloman), 12/24/16 at Oak. (Raiders K Sebastian Janikowski)

CAREER HIGHS

Tackles	5	12/11/16 vs. Hou.
Sacks	1.0	7x, last: 10/4/20 at SF
INTs	--	---
PDs	1	10/2/16 at Jax.
FFs	--	---
FRs	--	---



2020 SEASON - EAGLES

- ▶ Blocked a PAT attempt by Rams K **Samuel Sloman** in the fourth quarter vs. LAR (9/20/20) (second career blocked PAT)

2019 SEASON - EAGLES

- ▶ Posted 10 tackles (7 solo), 6 TFLs and 2.0 sacks in 252 defensive snaps (24%) before being placed on Injured Reserve (ankle)
- ▶ Sacked Cowboys QB **Dak Prescott** in the third quarter at Dal. (10/20/19)
- ▶ Recorded his first sack as an Eagle when he brought down Jets QB **Luke Falk** in the fourth quarter of the team's 10.0-sack performance (tied for 2nd-most in franchise history) in the 31-6 win vs. NYJ (10/6/19)

2018 SEASON - COLTS

- ▶ Saw action in 5 regular-season games and 2 postseason games and totaled a combined 9 tackles (6 solo) with 0.5 sacks
- ▶ In his first career playoff game, registered 2 tackles and 0.5 sacks in the AFC Wild Card contest at Hou. (1/5/19)

2017 SEASON - COLTS

- ▶ Totaled 14 tackles (5 solo), including 3 TFLs, and a career-high 3.0 sacks in his second season with the Colts

2016 SEASON - COLTS

- ▶ Competed in all 16 games (5 starts) during his rookie year and posted a career-high 23 tackles (9 solo) with 2 TFLs, 1.5 sacks, 1 PD and 1 blocked extra-point attempt



2020 GAME-BY-GAME STATISTICS (PHI)

Date	Opp		GP/S	Tot	Solo	Sk	Int	PD	FF	FR	Snap	Pct
Sep 13	at Was	L	1/0	4	3	0.0	0	0	0	0	30	43%
Sep 20	LAR	L	1/0	2	2	0.0	0	0	0	0	23	33%
Sep 27	Cin	T	1/0	0	0	0.0	0	0	0	0	15	21%
Oct 4	at SF	W	1/0	1	1	1.0	0	0	0	0	23	32%
Oct 11	at Pit	L	1/0	2	1	0.0	0	0	0	0	24	32%
Oct 18	Bal	L	1/0	1	1	0.0	0	0	0	0	15	21%
Oct 22	NYG	W	1/0	2	2	0.0	0	0	0	0	7	12%
Nov 1	Dal											
Nov 15	at NYG											
Nov 22	at Cle											
Nov 30	Sea											
Dec 6	at GB											
Dec 13	NO											
Dec 20	at Ari											
Dec 27	at Dal											
Jan 3	Was											
Totals			7/0	12	10	1.0	0	0	0	0	137	28%

COLLEGE HIGHLIGHTS

- ▶ A two-year starter at the University of Texas who played in 36 career games (18 starts). Recorded 92 tackles (58 solo), 9.5 sacks, 2 FRs (1 returned for a TD) and 1 PD
- ▶ Named All-Big 12 honorable mention and First Team All-Big 12 by ESPN.com as a senior in 2015. Appeared in 11 games (8 starts) and posted 36 tackles (24 solo), 6.5 TFLs, 3.5 sacks and 2 FRs
- ▶ As a junior in 2014, played in 13 games (10 starts) and totaled 43 tackles (27 solo) and ranked 2nd on the Longhorns defense in sacks (6.0) and 4th in TFLs (11)
- ▶ Saw action in 12 contests as a sophomore reserve in 2013, notching 13 tackles (7 solo) and 1 PD

TRANSACTIONS

2016	Drafted by IND in 4th round (116th overall) <i>Signed 4-year contract</i>
4/26/19	Acquired by PHI from IND in exchange for a 2019 7th-round draft choice
10/23/19	Placed on Injured Reserve (ankle)
3/16/20	Agreed to terms with PHI on 1-year contract
10/26/20	Placed on Injured Reserve (biceps)



DUKE RILEY 50 | LB



Height: 6-1 **Weight:** 224 **DOB:** Aug. 9, 1994 (Age 26)

NFL Experience: 4th Year (2nd with Eagles) **Draft:** D3-17 (75th overall) by ATL **Acquired:** T-ATL-19

College: LSU **Hometown (HS):** River Ridge, LA (John Curtis Christian)

CAREER STATISTICS

Year	Team	GP/S	TACKLES					PASS DEFENSE						FUMBLES			DEF SNAPS	
			Total	Solo	Asst	TFL	Sacks	Int	Yds	Lg	TD	PD	QPH	FF	FR	Yds	No	Pct
2017	Atlanta	12/6	24	12	12	0	0.0	0	0	--	0	0	0	0	0	0	224	21%
2018	Atlanta	16/10	57	36	21	2	0.0	0	0	--	0	2	1	0	0	0	407	37%
2019	Atlanta	4/0	0	0	0	0	0.0	0	0	--	0	0	0	0	0	0	1	1%
	Philadelphia	12/0	5	4	1	0	0.0	0	0	--	0	0	0	0	0	0	29	3%
	Totals	16/0	5	4	1	0	0.0	0	0	--	0	0	0	0	0	0	---	---
2020	Philadelphia	6/3	23	15	8	2	0.5	0	0	--	0	0	0	1	0	0	250	51%
Totals		50/19	109	67	42	4	0.5	0	0	--	0	2	1	1	0	0	---	---

PLAYOFFS

2017	Atlanta	2/0	2	2	0	0	0.0	0	0	--	0	0	0	0	0	0	22	16%
2019	Philadelphia	1/0	0	0	0	0	0.0	0	0	--	0	0	0	0	0	0	6	9%
Totals		3/0	2	2	0	0	0.0	0	0	--	0	0	0	0	0	0	---	---

ADDITIONAL STATISTICS

Special Teams Tackles: 24 - 2020 (5), 2019 (10), 2018 (3), 2017 (6) **Postseason Special Teams Tackles:** 2 - 2019 (1), 2017 (1) **Special Teams FRs:** 1 - 11/3/19 vs. Chi.

CAREER HIGHS

Tackles	13	9/23/18 vs. NO
Sacks	0.5	9/13/20 at Was.
INTs	--	---
PDs	1	2x, last: 10/14/18 vs. TB
FFs	1	10/11/20 at Pit.
FRs	--	---

2020 SEASON - EAGLES



2019 SEASON - FALCONS & EAGLES

- ▶ Played the 4th-most snaps (254, 56%) on the Eagles' special teams units, trailing only **Nathan Gerry** (335, 74%) and **T.J. Edwards** (334, 74%)
- ▶ Ranked 3rd on Philadelphia's roster with a career-high 10 special teams tackles, behind **T.J. Edwards** (14) and **Craig James** (12)
- ▶ Registered his first career FR when Bears TE **Adam Shaheen** muffed the kickoff following **Jake Elliott's** 38-yard FG in the fourth quarter of the 22-14 win vs. Chi. (11/3/19)

2018 SEASON - FALCONS

- ▶ Finished the season with a career-high 57 tackles (36 solo) along with 2 TFLs and 2 PDs. Also added 3 special teams tackles
- ▶ Notched a career-high 13 tackles (9 solo) vs. NO (9/23/18)

2017 SEASON - FALCONS

- ▶ Totaled 24 tackles (12 solo) on defense and 6 tackles on special teams as a rookie

COLLEGE HIGHLIGHTS

- ▶ Played in 50 games during his four-year career at LSU and finished with 144 tackles, 10 TFLs, 1.5 sacks, 1 INT and 2 FRs
- ▶ Voted LSU's Most Valuable Player as a senior in 2016. Finished the season with a team-high 93 tackles, 9 TFLs and 1.5 sacks
- ▶ Was a standout on special teams as a junior in 2015 and also produced 24 tackles on defense





2020 GAME-BY-GAME STATISTICS (PHI)

Date	Opp	GP/S	Tot	Solo	Sk	Int	PD	FF	FR	Snap	Pct
Sep 13	at Was	L	1/0	4	4	0.5	0	0	0	57	81%
Sep 20	LAR	L	1/0	0	0	0.0	0	0	0	49	71%
Sep 27	Cin	T	1/1	0	0	0.0	0	0	0	7	10%
Oct 4	at SF	W	1/1	6	3	0.0	0	0	0	47	64%
Oct 11	at Pit	L	1/1	11	7	0.0	0	0	1	56	75%
Oct 18	Bal			INACTIVE							
Oct 22	NYG	W	1/0	2	1	0.0	0	0	0	34	57%
Nov 1	Dal										
Nov 15	at NYG										
Nov 22	at Cle										
Nov 30	Sea										
Dec 6	at GB										
Dec 13	NO										
Dec 20	at Ari										
Dec 27	at Dal										
Jan 3	Was										
Totals		6/3	23	15	0.5	0	0	1	0	250	51%



TRANSACTIONS

2017

Drafted by ATL in 3rd round (75th overall)

Signed 4-year contract

9/30/19

Acquired by PHI from ATL along with a 2020 6th-round draft choice in exchange for S Johnathan Cyprien and a 2020 7th-round draft choice



NICKELL ROBEY-COLEMAN 31 | CB



Height: 5-8 **Weight:** 180 **DOB:** Jan. 17, 1992 (Age 28) *(pronounced nick-ELL)*
NFL Experience: 8th Year (1st with Eagles) **Draft:** UDFA-13 by BUF **Acquired:** FA-LAR-20
College: USC **Hometown (HS):** Frostproof, FL (Frostproof)

CAREER STATISTICS

Year	Team	GP/S	TACKLES					PASS DEFENSE						FUMBLES			DEF SNAPS	
			Total	Solo	Asst	TFL	Sacks	Int	Yds	Lg	TD	PD	QPH	FF	FR	Yds	No	Pct
2013	Buffalo	16/2	39	30	9	8	3.0	1	19	19t	1	10	22	1	1	0	609	53%
2014	Buffalo	16/7	48	38	10	3	1.0	0	0	--	0	7	7	0	2	2	641	59%
2015	Buffalo	16/3	46	39	7	0	1.0	0	0	--	0	4	6	0	0	0	672	62%
2016	Buffalo	16/3	35	32	3	2	0.0	2	44	41t	1	7	0	1	1	36t	572	53%
2017	L.A. Rams	15/4	49	39	10	3	0.0	2	56	31	0	9	0	1	1	0	656	61%
2018	L.A. Rams	16/1	37	25	12	3	0.0	1	0	0	0	4	0	0	0	0	556	55%
2019	L.A. Rams	16/3	35	31	4	3	0.0	0	0	--	0	7	0	2	0	12	708	64%
2020	Philadelphia	7/2	18	13	5	0	0.0	0	0	--	0	1	0	0	0	0	291	51%
Totals		118/25	307	247	60	22	5.0	6	119	41	2	49	35	5	5	50	---	---

PLAYOFFS

2017	L.A. Rams	1/0	3	3	0	0	0.0	0	0	--	0	1	0	0	0	0	22	30%
2018	L.A. Rams	3/1	5	4	1	0	0.0	0	0	--	0	3	0	0	0	0	118	60%
Totals		4/1	8	7	1	0	0.0	0	0	--	0	4	0	0	0	0	---	---

ADDITIONAL STATISTICS

INT-TDs: 2 - 10/9/16 at LAR (41 yards - QB Case Keenum); 10/23/13 at Mia. (19 yards - QB Ryan Tannehill) **Fumble Recovery TDs:** 1 - 9/15/16 vs. NYJ (36 yards)

Special Teams Tackles: 15 - 2018 (2), 2017 (3), 2016 (5), 2015 (2), 2014 (3)

CAREER HIGHS

Tackles	7	2x, last: 12/10/17 vs. Phi
Sacks	2	12/22/13 vs. Mia.
INTs	2	10/9/16 at LAR
PDs	3	2x, last: 12/10/17 vs. Phi
FFs	1	5x, last: 11/10/19 at Pit
FRs	1	5x, last: 9/21/17 at SF

2020 SEASON - EAGLES



2019 SEASON - RAMS

- ▶ Finished the regular season with 35 tackles (31 solo), 7 PDs and 2 FFs after seeing action in a career-high 708 defensive snaps (64%)
- ▶ His 7 PDs ranked 4th on the Rams defense, behind **Cory Littleton** (9), **Taylor Rapp** (8) and **Troy Hill** (8)

2018 SEASON - RAMS

- ▶ Registered 37 tackles (25 solo) with 4 PDs and 1 INT
- ▶ Recorded 2 tackles and 1 PD vs. NE (2/3/19) in **Super Bowl LIII**
- ▶ Earned his first career playoff start in the NFC Championship win at NO (1/20/19), tallying 2 PDs

2017 SEASON - RAMS

- ▶ Posted a career-high 49 tackles, 9 PDs, 2 INTs, 1 FF and 1 FR
- ▶ Tied a career high with 7 solo tackles and 3 PDs vs. Phi. (12/10/17)

2016 SEASON - BILLS

- ▶ Totaled 35 tackles (32 solo), 7 PDs, 2 INTs, 1 FF and 1 FR (returned for TD) in his final year with the Bills
- ▶ Named **AFC Defensive Player of the Week** after recording a career-high 2 INTs, including a 41-yard INT-TD, in the win vs. LAR (10/9/16)
- ▶ Recovered a fumble for a 36-yard TD vs. NYJ (9/15/16)

2015 SEASON - BILLS

- ▶ Posted 46 tackles (39 solo), 4 PDs and 1.0 sack





2020 GAME-BY-GAME STATISTICS (PHI)

Date	Opp	GP/S	Tot	Solo	Sk	Int	PD	FF	FR	Snap	Pct
Sep 13	at Was	L	1/0	2	2	0.0	0	0	0	41	59%
Sep 20	LAR	L	1/0	3	2	0.0	0	0	0	41	59%
Sep 27	Cin	T	1/0	1	1	0.0	0	1	0	26	36%
Oct 4	at SF	W	1/0	3	2	0.0	0	0	0	30	41%
Oct 11	at Pit	L	1/1	4	3	0.0	0	0	0	32	43%
Oct 18	Bal	L	1/0	2	2	0.0	0	0	0	62	85%
Oct 22	NYG	W	1/1	3	1	0.0	0	0	0	59	98%
Nov 1	Dal										
Nov 15	at NYG										
Nov 22	at Cle										
Nov 30	Sea										
Dec 6	at GB										
Dec 13	NO										
Dec 20	at Ari										
Dec 27	at Dal										
Jan 3	Was										
Totals		7/2	18	13	0.0	0	1	0	0	291	59%



2014 SEASON - BILLS

- ▶ Tallied 48 tackles (38 solo), 7 PDs, 2 FRs and 1.0 sack
- ▶ Led the Bills defense with a career-high 7 tackles in a win at NYJ (10/26/14)

2013 SEASON - BILLS

- ▶ Played in all 16 games as a rookie, recording 39 tackles (30 solo), a career-high 10 PDs and 3.0 sacks
- ▶ Picked off Dolphins QB **Ryan Tannehill** for his first career INT in the win at Mia. (10/20/13), returning it 19 yards for a TD. Also recorded a career-high 3 PDs
- ▶ Made his first career sack after taking down Jaguars QB **Chad Henne** in his first career start at Jax. (12/15/13)

COLLEGE HIGHLIGHTS

- ▶ Finished his career at USC with 163 tackles, 7 INTs and 2 TDs
- ▶ Started all 13 games as a junior in 2012 and tallied 52 tackles (36 solo), 1 INT and 1 blocked kick
- ▶ Named first-team All-Pac-12 as a sophomore in 2011 after producing 5.5 TFLs, 2.0 sacks and 2 INTs, including 1 TD
- ▶ As a freshman in 2010, notched 48 tackles, a team-high 4 INTs, including 1 TD, and 1 FF in 13 games (all starts)

TRANSACTIONS

2013	Signed by BUF as an undrafted free agent
3/6/17	Released by BUF
4/7/17	Signed by LAR
3/15/18	Re-signed by LAR to a 3-year contract
3/25/20	Agreed to terms with PHI on 1-year contract



RICHARD RODGERS 85 | TE



Height: 6-4 **Weight:** 257 **DOB:** Jan. 22, 1992 (Age 28)

NFL Experience: 6th Year (2nd with Eagles) **Draft:** D3-14 (98th overall) by GB **Acquired:** FA-20

College: California **Hometown (HS):** Shrewsbury, MA (St. John's)

CAREER STATISTICS

Year	Team	GP/S	RECEIVING					OFF SNAPS	
			Rec	Yds	Avg	Lg	TD	No	Pct
2014	Green Bay	16/5	20	225	11.3	43	2	480	46%
2015	Green Bay	16/12	58	510	8.8	61t	8	799	70%
2016	Green Bay	16/6	30	271	9.0	22	2	604	56%
2017	Green Bay	15/1	12	160	13.3	36	1	305	29%
2018	Philadelphia	7/0	1	7	7.0	7	0	42	4%
2019	Philadelphia	1/0	0	0	---	---	0	5	1%
2020	Philadelphia	7/2	15	184	12.3	30	0	188	37%
Totals		78/26	136	1357	10.0	61t	13	---	---

PLAYOFFS

2014	Green Bay	2/0	5	48	9.6	13t	1	50	36%
2015	Green Bay	2/2	7	56	8.0	15	0	124	84%
2016	Green Bay	3/0	1	34	34.0	34t	1	67	33%
2018	Philadelphia	2/0	0	0	---	---	0	3	3%
2019	Philadelphia	1/0	0	0	---	---	0	3	4%
Totals		10/2	13	138	10.6	34t	2	---	---

ADDITIONAL STATISTICS

Rushing: 1 for 11 yards on 9/13/15 at Chicago **ST Tackles:** 3 - 2020 (3)

FRs: 2 - 2015 (1), 2014 (1) **Miscellaneous FRs:** 2 - 2015 (1), 2014 (1)

CAREER HIGHS

Receptions	8	12/3/15 at Det.
Receiving Yards	146	12/3/15 at Det.
Receiving Long	61t	12/3/15 at Det.
Receiving TDs	2	11/8/15 at Car.



CAREER HIGHLIGHTS

- ▶ In 2015, ranked 5th among NFL TEs with a career-high 8 TDs (tied for 5th-most by a TE in Packers history)
- ▶ Set a single-game, regular-season record for receiving yards by a Packers TE (146) at Det. (12/3/15), highlighted by his game-winning 61-yard TD on a Hail Mary pass from **Aaron Rodgers** on the final play. The Hail Mary was the 2nd-longest come-from-behind, game-ending TD from scrimmage in the fourth quarter in NFL history, behind Lions QB **Earl Morrall's** 65-yard TD pass to TE **Jim Gibbons** on 12/4/60

2020 SEASON - EAGLES



2018 SEASON - EAGLES

- ▶ Saw action in 7 games primarily on special teams after missing the first 9 games of the regular season due to a knee injury

2017 SEASON - PACKERS

- ▶ Caught 12 passes for 160 yards (13.3 avg.) and 1 TD
- ▶ Posted a season-high 4 receptions for a season-best 77 yards (19.3 avg.) and 1 TD at Car. (12/17/17). His 19.3 yards per reception were a career high. Became the first Green Bay TE with 75+ yards in a game on 4-or-fewer receptions since **Jermichael Finley** on 10/13/13 at Baltimore

2016 SEASON - PACKERS

- ▶ Produced 30 catches for 271 yards and 2 TDs in the regular season and added a 34-yard receiving TD in the playoffs

2015 SEASON - PACKERS

- ▶ Ranked 5th among NFL TEs with a career-high 8 TDs (tied for 5th-most by a TE in Packers history), trailing only **Tyler Eifert** (13), **Rob Gronkowski** (11), **Jordan Reed** (11) and **Gary Barnidge** (9)
- ▶ Became just the fourth TE in team history to record 55+ receptions (58) in a single season, joining **Paul Coffman**, **Jermichael Finley** and **Jackie Harris**
- ▶ Was one of only four NFL TEs in 2015 with 55+ receptions (58), 500+ receiving yards (510) and 8+ receiving TDs (8), joining **Rob Gronkowski**, **Jordan Reed** and **Gary Barnidge**
- ▶ Registered postseason career highs in receptions (7) and receiving yards (56) during the Packers' playoff run
- ▶ Set a single-game, regular-season record for receiving yards by a Packers TE (146) at Det. (12/3/15), highlighted by his game-winning 61-yard TD on a Hail Mary pass from **Aaron Rodgers** on the final play. The Hail Mary was the 2nd-longest come-from-behind, game-ending TD from scrimmage in the fourth quarter in NFL history, behind Lions QB **Earl Morrall's** 65-yard TD pass to TE **Jim Gibbons** on 12/4/60

2014 SEASON - PACKERS

- ▶ Played in all 16 games as a rookie and totaled 20 catches for 225 yards and 2 TDs. Became the first Packers rookie TE to play in all 16 games since **Bubba Franks** in 2000
- ▶ Posted 5 receptions for 48 yards and 1 TD in the playoffs



2020 GAME-BY-GAME STATISTICS (PHI)

Date	Opp		GP/S	RECEIVING					SNAPS	
				Rec	Yds	Avg	Lg	TD	No	Pct
Sep 13	at Was	L	1/0	0	0	---	--	0	2	3%
Sep 20	LAR	L	1/0	0	0	---	--	0	0	0%
Sep 27	Cin	T	1/0	2	15	7.5	12	0	33	36%
Oct 4	at SF	W	1/1	3	35	11.7	23	0	22	35%
Oct 11	at Pit	L	1/0	1	18	18.0	18	0	19	32%
Oct 18	Bal	L	1/0	3	31	10.3	16	0	43	60%
Oct 22	NYG	W	1/1	6	85	14.2	30	0	69	85%
Nov 1	Dal									
Nov 15	at NYG									
Nov 22	at Cle									
Nov 30	Sea									
Dec 6	at GB									
Dec 13	NO									
Dec 20	at Ari									
Dec 27	at Dal									
Jan 3	Was									
Totals			7/2	15	184	12.3	30	0	188	37%

COLLEGE HIGHLIGHTS

- Appeared in 35 games (11 starts) during his three seasons at California and finished with 59 receptions for 896 yards (15.2 avg.) and 2 TDs. Played tight end for his first two seasons before moving to inside receiver as a junior in 2013

TRANSACTIONS

- 2014** Drafted by GB in 3rd round (98th overall)
Signed 4-year contract
- 4/4/18** Agreed to terms with PHI on 1-year contract
- 9/4/18** Placed on Injured Reserve (knee)
- 11/16/18** Activated from Injured Reserve (knee)
- 3/28/19** Signed by PHI to 2-year contract
- 8/30/19** Placed on Injured Reserve
- 8/30/19** Placed on Injured Reserve
- 9/11/19** Released off Injured Reserve with injury settlement
- 12/24/19** Signed by PHI
- 3/30/20** Signed by WAS
- 9/5/20** Released by WAS
- 9/8/20** Signed by PHI



MILES SANDERS 26 | RB



Height: 5-11 **Weight:** 211 **DOB:** May 1, 1997 (Age 23)

NFL Experience: 2nd Year (2nd with Eagles) **Draft:** D2a-19 (53rd overall) by PHI

College: Penn State **Hometown (HS):** Pittsburgh, PA (Woodland Hills)

CAREER STATISTICS

Year	Team	GP/S	RUSHING					RECEIVING					TYS	OFF SNAPS	
			Att	Yds	Avg	Lg	TD	Rec	Yds	Avg	Lg	TD		No	Pct
2019	Philadelphia	16/11	179	818	4.6	65t	3	50	509	10.2	45	3	1327	626	53%
2020	Philadelphia	5/5	62	316	5.1	74t	3	11	97	8.8	28	0	413	253	60%
Totals		21/15	250	1252	5.01	74t	6	62	600	9.7	45	3	1852	---	---

PLAYOFFS

2019	Philadelphia	1/1	14	69	4.9	18	0	3	8	2.7	7	0	77	49	71%
Totals		1/1	14	69	4.9	18	0	3	8	2.7	7	0	77	---	---

ADDITIONAL STATISTICS

Fumbles/Lost: 3/2 - 2020 (1/1), 2019 (2/1) **Kickoff Returns:** 14-314 - 2019 (14-314)

CAREER HIGHS

Rush Attempts	20	2x, last: 9/20/20 vs. LAR
Rushing Yards	122	12/15/19 at Was.
Rushing Long	74t	2x, last: 10/18/20 vs. Bal
Rushing TDs	2	10/11/20 at Pit.
Receptions	6	12/15/19 at Was.
Receiving Yards	86	10/13/19 at Min.
Receiving Long	45	10/13/19 at Min.
Receiving TDs	1	3x, last: 12/15/19 at Was..
Scrimmage Yards	172	12/15/19 at Was.
Offensive TDs	2	2x, last: 10/11/20 at Pit.
Kickoff Returns	3	9/22/19 vs. Det.
Kickoff Return Yards	77	9/26/19 at GB
Kickoff Return Long	67	9/26/19 at GB
All-Purpose Yards	180	9/22/19 vs. Det.

CAREER HIGHLIGHTS

- Named to the 2019 PFWA **All-Rookie** Team after leading his class with franchise rookie records in all-purpose yards (1,641) and scrimmage yards (1,327). Surpassed **LeSean McCoy** in 2009 (637) for the most rushing yards (818) in Eagles rookie history

NOTES TO KNOW



2020 SEASON - EAGLES

- Before leaving the game with an injury vs. Bal (10/18/20), Sanders rushed for his 2nd career 100-yard game which included a 74-yard run. With Sanders recording back to back games with 70+ yard runs, he becomes just the third Eagles player since 1994 to have a 70-yard rush in a game joining **Brian Mitchell** (2000) and **Herschel Walker** (1994).
- Rushed for a career-high 2 TDs at Pit. (10/11/20). Tied the game, 7-7, in the first quarter with a career-long 74-yard rushing score, which tied for the 7th-longest rushing play in Eagles history and was the longest since **Brian Mitchell's** 85-yard TD on 10/1/00 vs. Atlanta. Also knotted the score at 14-14 in the second quarter with a 1-yard TD, becoming the first Eagle with 2 rushing TDs in the first half of a game since **Bryce Brown** on 12/2/12 at Dallas

2019 SEASON - EAGLES

- Named to the PFWA **All-Rookie** Team after leading his class with franchise rookie records in all-purpose yards (1,641) and scrimmage yards (1,327). Surpassed **LeSean McCoy** in 2009 (637) for the most rushing yards (818) in Eagles rookie history
- Became the seventh rookie in NFL history to record 800+ rushing yards and 500+ receiving yards, joining **Saquon Barkley** (2018), **Edgerrin James** (1999), **Marshall Faulk** (1994), **Billy Sims** (1980), **Gale Sayers** (1965) and **Abner Haynes** (1960)
- Since 2007, only three NFL rookies have posted 1,300+ scrimmage yards and 300+ return yards: Sanders (2019), **Alvin Kamara** (2017) and **Adrian Peterson** (2007)
- Ranked 3rd among NFL RBs in scrimmage yards per touch (5.8), trailing only **Austin Ekeler** (6.9) and **Christian McCaffrey** (5.9) in that category (min. 200 touches). Also tied Ekeler and McCaffrey





2020 GAME-BY-GAME STATISTICS (PHILADELPHIA)																			
				RUSHING					RECEIVING						SNAPS				
Date	Opp		GP/S	Att	Yds	Avg	Lg	TD	Rec	Yds	Avg	Lg	TD	TYS	No	Pct			
Sep 13	at Was	L	0/0	INACTIVE (HAMSTRING)															
Sep 20	LAR	L	1/1	20	95	4.8	15	1	3	36	12.0	22	0	131	55	77%			
Sep 27	Cin	T	1/1	18	95	5.3	19	0	4	12	3.0	7	0	107	71	78%			
Oct 4	at SF	W	1/1	13	46	3.5	9	0	2	30	15.0	28	0	76	48	77%			
Oct 11	at Pit	L	1/1	11	80	7.3	74t	2	2	19	9.5	11	0	99	50	85%			
Oct 18	Bal	L	1/1	9	118	13.11	74	0	1	-6	-6.0	-6.0	0	112	29	40%			
Oct 22	NYG	W	0/0	INACTIVE (KNEE)															
Nov 1	Dal																		
Nov 15	at NYG																		
Nov 22	at Cle																		
Nov 30	Sea																		
Dec 6	at GB																		
Dec 13	NO																		
Dec 20	at Ari																		
Dec 27	at Dal																		
Jan 3	Was																		
Totals			5/5	71	434	6.11	74t	3	12	91	7.6	28	0	525	253	60%			



for the 4th-most plays of 20+ yards (13) among NFL RBs, behind **Nick Chubb** (15), **Saquon Barkley** (14) and **Dalvin Cook** (14)

- ▶ Only six NFL RBs produced 650+ scrimmage yards and 4+ TDs from Weeks 11-17: **Saquon Barkley**, **Ezekiel Elliott**, **Derrick Henry**, **Christian McCaffrey**, **Joe Mixon** and Sanders
- ▶ Registered 150+ scrimmage yards in back-to-back games on 12/15/19 at Washington (172) and 12/22/19 vs. Dallas (156). His 172 scrimmage yards against Washington marked the highest single-game total of his career, which included a career-high 122 rushing yards along with 1 rushing TD and 1 receiving TD

COLLEGE HIGHLIGHTS

- ▶ Rushed 276 times for 1,649 yards (6.0 avg.) and 12 TDs in 38 career games at Penn State. Added 32 catches for 192 yards and 1 TD. Finished as the 45th player in program history to rush for 1,000+ yards and ranked 25th all-time with 1,649 rushing yards
- ▶ Earned All-Big Ten honors as a junior in 2018 after ranking 2nd in the conference with a career-high 1,274 rushing yards, which are the 5th-most by a Penn State RB since 2000 (11th overall). Rushed for 9 TDs and posted 24 receptions for 139 yards
- ▶ Appeared in 12 games (1 start) as a sophomore in 2017, making his first career start vs. Rutgers (11/11/17)

TRANSACTIONS

2019 Drafted by PHI in 2nd round (53rd overall)
Signed 4-year contract



BOSTON SCOTT 35 | RB



Height: 5-6 **Weight:** 203 **DOB:** April 27, 1995 (Age 25)

NFL Experience: 2nd Year (2nd with Eagles) **Draft:** D6b-18 (201st overall) by NO **Acquired:** PS-NO-18

College: Louisiana Tech **Hometown (HS):** Zachary, LA (Zachary)

CAREER STATISTICS

Year	Team	GP/S	RUSHING					RECEIVING					TYS	OFF SNAPS	
			Att	Yds	Avg	Lg	TD	Rec	Yds	Avg	Lg	TD		No	Pct
2018	Philadelphia	2/0	0	0	---	--	0	0	0	---	--	0	0	0	0%
2019	Philadelphia	11/2	61	245	4.0	25	5	24	204	8.5	39	0	449	187	16%
2020	Philadelphia	7/2	33	113	3.4	18	0	10	94	9.4	18	1	207	227	45%
Totals		20/4	94	358	3.8	25	5	34	298	8.8	39	1	656	---	---

PLAYOFFS

2018	Philadelphia	2/0	0	0	---	--	0	0	0	---	--	0	0	3	3%
2019	Philadelphia	1/0	6	25	4.2	15	0	3	23	7.7	21	0	48	21	30%
Totals		3/0	6	25	4.2	15	0	3	23	7.7	21	0	48	---	---

ADDITIONAL STATISTICS

Fumbles/Lost: 2/1 - 2019 (2/1) **Special Teams Fumbles/Lost:** 2/0 - 2019 (2/0)

Kickoff Returns: 21-449 - 2020 (7-124), 2019 (10-229), 2018 (4-96) **Postseason Kickoff Returns:** 4-78 - 2019 (1-24), 2018 (3-54) **Punt Returns:** 6-43 - 2019 (6-43)

CAREER HIGHS

Rush Attempts	19	12/29/19 at NYG
Rushing Yards	59	12/9/19 vs. NYG
Rushing Long	25	12/9/19 vs. NYG
Rushing TDs	3	12/29/19 at NYG
Receptions	7	12/15/19 at Was.
Receiving Yards	84	12/29/19 at NYG
Receiving Long	39	12/29/19 at NYG
Receiving TDs	--	---
Scrimmage Yards	138	12/29/19 at NYG
Offensive TDs	3	12/29/19 vs. NYG
Kickoff Returns	4	12/23/18 vs Hou
Kickoff Return Yards	96	12/23/18 vs Hou
Kickoff Return Long	35	12/23/18 vs Hou
Punt Returns	2	2x, last: 11/17/19 vs. NE
Punt Return Yards	16	10/13/19 at Min.
Punt Return Long	13	10/13/19 at Min.
All-Purpose Yards	156	12/9/19 vs. NYG

CAREER HIGHLIGHTS

- ▶ Earned **NFC Offensive Player of the Week** honors after posting 138 scrimmage yards and a career-high 3 rushing TDs in the division-clinching win at NYG (12/29/19)

2020 SEASON - EAGLES

- ▶ Caught the go-ahead 18-yard touchdown from QB **Carson Wentz** against NYG (10/22/20), to give the Eagles a 22-21 lead with 40 seconds remaining in the game. He finished with a season-high 92 scrimmage yards.

2019 SEASON - EAGLES

- ▶ Ranked 2nd on the team in rushing TDs (5), trailing only **Jordan Howard** (6). Also finished 3rd in all-purpose yards (721), behind **Miles Sanders** (1,641) and **Zach Ertz** (916)
- ▶ Earned **NFC Offensive Player of the Week** honors after posting career highs in scrimmage yards (138) and rushing TDs (3) in the division-clinching win at NYG (12/29/19)
- ▶ Is one of seven players in franchise history to rush for 3 TDs in a single game, joining **LeSean McCoy** (2010, '11), **Charlie Garner** (1995), **Wilbert Montgomery** (1978, '79, '82), **Tom Sullivan** (1974), **Clarence Peaks** (1958) and **Steve Van Buren** (1945, '47, '48)

2018 SEASON - EAGLES

- ▶ Saw action primarily as a kick returner in both playoff games. Totaled 54 yards on 3 kickoff returns (18.0 avg.)
- ▶ Made his NFL debut in the win vs. Hou. (12/23/18). Returned 4 kickoffs for 96 yards (24.0 avg.), including a 35-yard return

COLLEGE HIGHLIGHTS

- ▶ Earned All-Conference USA Honorable Mention accolades after rushing for 1,047 yards and 8 TDs and producing 20 receptions for 181 yards and 1 TD as a senior in 2017
- ▶ As a junior in 2016, played in all 14 games for the Bulldogs and recorded 70 carries for 515 yards and 6 TDs while adding 11 receptions for 125 yards. Posted a career day in the win over Rice with career highs in rush attempts (15), yards (137) and TDs (3)





2020 GAME-BY-GAME STATISTICS (PHILADELPHIA)

Date	Opp		GP/S	RUSHING					RECEIVING					TYS	SNAPS	
				Att	Yds	Avg	Lg	TD	Rec	Yds	Avg	Lg	TD		No	Pct
Sep 13	at Was	L	1/1	9	35	3.9	13	0	2	19	9.5	12	0	54	38	56%
Sep 20	LAR	L	1/0	4	19	4.8	9	0	3	24	8.0	12	0	43	13	18%
Sep 27	Cin	T	1/0	3	5	1.7	4	0	0	0	---	--	0	5	13	14%
Oct 4	at SF	W	1/0	2	1	0.5	1	0	0	0	---	--	0	1	9	15%
Oct 11	at Pit	L	1/0	1	3	3.0	3	0	0	0	---	--	0	3	7	12%
Oct 18	Bal	L	1/0	2	4	2.0	5	0	2	5	2.5	4	0	9	35	49%
Oct 22	NYG	W	1/1	12	46	3.8	12	0	3	46	15.3	18	1	92	56	69%
Nov 1	Dal															
Nov 15	at NYG															
Nov 22	at Cle															
Nov 30	Sea															
Dec 6	at GB															
Dec 13	NO															
Dec 20	at Ari															
Dec 27	at Dal															
Jan 3	Was															
Totals			7/2	32	113	3.4	13	0	10	94	9.4	18	1	207	227	45%



- ▶ Rushed 34 times for 275 yards while returning 9 kickoffs for 251 yards during his sophomore season in 2015
- ▶ Originally joined the team as a walk-on in 2013

TRANSACTIONS

2018	Drafted by NO in 6th round (201st overall) <i>Signed 4-year contract</i>
9/5/18	Waived by NO
9/7/18	Signed by NO to practice squad
12/11/18	Signed by PHI from NO practice squad to active roster
8/31/19	Waived by PHI
9/1/19	Signed by PHI to practice squad
10/11/19	Signed by PHI to active roster



ISAAC SEUMALO 73 | OL



Height: 6-4 **Weight:** 303 **DOB:** Oct. 29, 1993 (Age 26) (*pronounced say-uh-MAH-low*)

NFL Experience: 5th Year (*5th with Eagles*) **Draft:** D3-16 (79th overall) by PHI

College: Oregon State **Hometown (HS):** Corvallis, OR (Corvallis)

Super Bowl Champion: LII

CAREER STATISTICS

Year	Team	GP/S	STARTS			OFF SNAPS	
			LG	RG	RT	No	Pct
2016	Philadelphia	9/4	1	2	1	335	30%
2017	Philadelphia	14/2	2	0	0	284	25%
2018	Philadelphia	13/9	9	0	0	548	50%
2019	Philadelphia	16/16	16	0	0	1,181	99%
2020	Philadelphia	2/2	2	0	0	93	26%
Totals		54/34	31	2	1	---	---
PLAYOFFS							
2017	Philadelphia	3/0	0	0	0	23	11%
2018	Philadelphia	2/2	2	0	0	119	100%
2019	Philadelphia	1/1	1	0	0	69	100%
Totals		6/3	3	0	0	---	---



CAREER HIGHLIGHTS

- ▶ In 2019, started every game for the first time in his career
- ▶ Made 9 starts (all at LG) in 2018 and also started both of the team's playoff contests
- ▶ Proved to be a key reserve on the offensive line as a rookie in 2016, seeing action in 9 games and starting 4 contests at three different positions (2 at RG, 1 at LG, 1 at RT)
- ▶ Made the first start of his career when he opened at RG vs. GB (11/28/16)

COLLEGE HIGHLIGHTS

- ▶ Made 37 career starts at Oregon State, opening contests at every position on the offensive line except for left guard
- ▶ In 2015, went on to start all 12 games for the Beavers (9 at RG, 3 at LT). Named to the Outland Trophy and Rotary Lombardi Award watch lists and finished the year with All-Pac-12 Honorable Mention and Pac-12 All-Academic First Team honors
- ▶ Started 10 games at center and 2 games at RT in 2013, earning Pac-12 All-Conference Second Team honors. Also named to the Capital One Academic All-District team and the Pac-12 All-Academic First Team
- ▶ In 2012, became the first freshman starting center for Oregon State since **Roger Levasa** in 1978. Was just one of two true freshmen in the country to start their team's season opener at center. Earned All-Pac-12 honorable mention and was named Freshman All-America by *Phil Steele* and CBSSports.com

TRANSACTIONS

2016	Drafted by PHI in 3rd round (79th overall) <i>Signed 4-year contract</i>
3/4/19	Agreed to terms with PHI on 3-year contract
9/22/20	Placed on Reserve/Injured



ALEX SINGLETON 49 | LB



Height: 6-2 **Weight:** 240 **DOB:** Dec. 7, 1993 (Age 26)

NFL Experience: 2nd Year (2nd with Eagles) **Draft:** UDFA-15 by SEA **Acquired:** FA-19

College: Montana State **Hometown (HS):** Thousand Oaks, CA (Thousand Oaks)

CAREER STATISTICS

Year	Team	GP/S	TACKLES					PASS DEFENSE						FUMBLES			DEF SNAPS	
			Total	Solo	Asst	TFL	Sacks	Int	Yds	Lg	TD	PD	QPH	FF	FR	Yds	No	Pct
2019	Philadelphia	10/0	0	0	0	0	0.0	0	0	--	0	0	0	0	0	0	0	0%
2020	Philadelphia	7/2	20	13	7	0	0.0	1	30	30t	1	1	2	0	0	0	159	32%
Totals		17/2	20	13	9	0	0.0	1	30	30t	1	1	2	0	0	0	---	---

PLAYOFFS

2019	Philadelphia	1/0	0	0	0	0	0.0	0	0	--	0	0	0	0	0	0	0	0%
Totals		1/0	0	0	0	0	0.0	0	0	--	0	0	0	0	0	0	---	---

ADDITIONAL STATISTICS

Special Teams Tackles: 13 - 2020 (5), 2019 (8)

CAREER HIGHS

Tackles	9	10/18/20 vs. Bal
Sacks	--	---
INTs	1	10/4/20 at SF
PDs	1	10/4/20 at SF
FFs	--	---
FRs	--	---

2020 SEASON - EAGLES

- ▶ Intercepted 49ers QB **Nick Mullens** and returned it 30 yards for a TD in the fourth quarter of the 25-20 win at SF (10/4/20) on *Sunday Night Football*. The INT-TD marked his first career pick and gave the Eagles a two-possession lead in the final frame

2019 SEASON - EAGLES

- ▶ Appeared in 198 special teams snaps (44%) and tied for the 4th-most special teams tackles (8) on the Eagles' roster. Led Philadelphia with 0.8 special teams tackles per game

CFL HIGHLIGHTS

- ▶ Played three seasons (2016-18) with the CFL's Calgary Stampeders and amassed 311 tackles, 4.0 sacks, 1 INT and 6 FFs in 54 career games. Also logged 17 special teams tackles
- ▶ Selected by Calgary with the 6th-overall pick of the 2016 CFL Draft

COLLEGE HIGHLIGHTS

- ▶ A three-year starter at linebacker for Montana State. Finished his collegiate career with 246 tackles, including 31.5 TFLs, and 4 INTs
- ▶ Entered the 2014 season on the CFPA National Watch List as one of the top players in the FCS at his position

TRANSACTIONS

2015	Signed by SEA as undrafted free agent
8/5/15	Waived by SEA
8/14/15	Signed by SEA
9/5/15	Waived by SEA
9/9/15	Signed by NE to practice squad
9/16/15	Released by NE from practice squad
11/26/15	Signed by SEA to practice squad
12/15/15	Released by SEA from practice squad
12/22/15	Signed by MIN to practice squad
1/11/16	Signed by MIN to reserve/future contract
4/13/16	Waived by MIN
1/8/19	Signed by PHI to reserve/future contract
8/31/19	Waived by PHI
9/1/19	Signed by PHI to practice squad
10/16/19	Signed by PHI from practice squad to active roster

2020 GAME-BY-GAME STATISTICS (PHI)

Date	Opp		GP/S	Tot	Solo	Sk	Int	PD	FF	FR	Snaps	Pct
Sep 13	at Was	L	1/0	0	0	0.0	0	0	0	0	10	14%
Sep 20	LAR	L	1/0	0	0	0.0	0	0	0	0	0	0%
Sep 27	Cin	T	1/0	1	0	0.0	0	0	0	0	1	1%
Oct 4	at SF	W	1/0	2	2	0.0	1	1	0	0	15	21%
Oct 11	at Pit	L	1/0	3	2	0.0	0	0	0	0	28	37%
Oct 18	Bal	L	1/1	9	4	0.0	0	0	0	0	65	89%
Oct 22	NYG	W	1/1	5	5	0.0	0	0	0	0	40	67%
Nov 1	Dal											
Nov 15	at NYG											
Nov 22	at Cle											
Nov 30	Sea											
Dec 6	at GB											
Dec 13	NO											
Dec 20	at Ari											
Dec 27	at Dal											
Jan 3	Was											
Totals			7/2	20	13	0.0	1	1	0	0	159	32%



DARIUS SLAY 24 | CB



Height: 6-0 **Weight:** 190 **DOB:** Jan. 1, 1991 (Age 29)

NFL Experience: 8th Year (1st with Eagles) **Draft:** D2-13 (36th overall) by DET **Acquired:** T-DET-20

College: Mississippi State **Hometown (HS):** Brunswick, GA (Brunswick)

All-Pro: 2017 **Pro Bowl:** 2018, '19, '20

CAREER STATISTICS

Year	Team	GP/S	TACKLES					PASS DEFENSE						FUMBLES			DEF SNAPS	
			Total	Solo	Asst	TFL	Sacks	Int	Yds	Lg	TD	PD	QPH	FF	FR	Yds	No	Pct
2013	Detroit	13/4	31	25	6	0	0.0	0	0	0	0	5	0	0	0	0	338	33%
2014	Detroit	16/16	60	47	13	1	0.0	2	42	40	0	17	0	0	0	0	1,012	97%
2015	Detroit	16/16	58	47	11	1	0.0	2	0	0	0	13	2	0	0	0	994	95%
2016	Detroit	13/13	44	43	1	1	1.0	2	24	13	0	13	2	1	0	0	731	71%
2017	Detroit	16/16	60	54	6	1	0.0	8	73	37	0	26	0	0	1	0	1,064	98%
2018	Detroit	15/15	43	40	3	1	0.0	3	107	67t	1	17	0	0	0	0	875	89%
2019	Detroit	14/14	46	36	10	0	0.0	2	19	19	0	13	1	0	1	38	858	75%
2020	Philadelphia	7/7	38	34	4	2	0.0	0	0	--	0	7	0	0	0	0	462	94%
Totals		110/101	380	326	54	7	1.0	19	265	67t	1	111	5	1	2	38	---	---

PLAYOFFS

2014	Detroit	1/1	0	0	0	0	0.0	0	0	--	0	1	0	0	0	0	61	98%
2016	Detroit	1/1	2	1	1	0	0.0	0	0	--	0	0	0	0	0	0	70	96%
Totals		2/2	2	1	1	0	0.0	0	0	--	0	1	0	0	0	0	---	---

ADDITIONAL STATISTICS

Special Teams Tackles: 5 - 2015 (1), 2014 (1), 2013 (3) **INT-TDs:** 1 - 12/9/18 at Ari. (67 yards)

CAREER HIGHS

Tackles	9	10/11/20 at Pit.
Sacks	1.0	10/2/16 at Chi.
INTs	2	2x, last: 12/16/17 vs. Chi.
PDs	4	10/18/15 vs. Chi.
FFs	1	10/9/16 vs. Phi.
FRs	1	2x, last: 9/22/19 at Phi.

CAREER HIGHLIGHTS

- ▶ Selected to the **Pro Bowl** (2018, 2019, 2020) in each of the last three seasons. Also received first-team **All-Pro** honors from the *Associated Press* in 2017
- ▶ Tied with **Kevin Byard** for the most INTs (career-high 8) in the NFL in 2017

2020 SEASON - EAGLES



2019 SEASON - LIONS

- ▶ Selected to the **Pro Bowl** for the third time in his career
- ▶ Posted a team-high-tying 13 PDs (**Justin Coleman**) and 2 INTs (**Amani Oruwariye**). Added 46 tackles (36 solo) and 1 FR
- ▶ Recovered a fumble by Eagles WR **Nelson Agholor** and returned it 38 yards to the PHI 22 in the second quarter of the 27-24 win at Phi. (9/22/19). The takeaway set up a 33-yard FG by Lions K **Matt Prater** that gave Detroit a 20-10 advantage

2018 SEASON - LIONS

- ▶ Earned his second consecutive **Pro Bowl** honor after ranking 4th in the NFL with a team-leading 17 PDs, trailing only **Kyle Fuller** (21), **Stephon Gilmore** (20) and **Kareem Jackson** (18)
- ▶ Tied with **Quandre Diggs** for the most INTs (3) on the Lions defense, which included his first career TD
- ▶ Named **NFC Defensive Player of the Week** after recording a 67-yard INT-TD against Cardinals QB **Josh Rosen** in the 17-3 victory at Ari. (12/9/18). Became the first Lions defender in team history to collect three Player of the Week accolades





2020 GAME-BY-GAME STATISTICS (PHI)

Date	Opp		GP/S	Tot	Solo	Sk	Int	PD	FF	FR	Snap	Pct
Sep 13	at Was	L	1/1	4	3	0.0	0	1	0	0	64	91%
Sep 20	LAR	L	1/1	7	6	0.0	0	0	0	0	67	97%
Sep 27	Cin	T	1/1	6	6	0.0	0	2	0	0	66	92%
Oct 4	at SF	W	1/1	6	5	0.0	0	2	0	0	73	100%
Oct 11	at Pit	L	1/1	9	8	0.0	0	2	0	0	60	80%
Oct 18	Bal	L	1/1	3	3	0.0	0	0	0	0	73	100%
Oct 22	NYG	W	1/1	3	3	0.0	0	0	0	0	59	98%
Nov 1	Dal											
Nov 15	at NYG											
Nov 22	at Cle											
Nov 30	Sea											
Dec 6	at GB											
Dec 13	NO											
Dec 20	at Ari											
Dec 27	at Dal											
Jan 3	Was											
Totals			7/7	38	34	0.0	0	7	0	0	462	94%

2017 SEASON - LIONS

- Named to his first career **Pro Bowl** and was selected first-team **All-Pro** by the *Associated Press*. Became the first Lions CB to receive All-Pro recognition since **Lem Barney** in 1969
- Led the NFL with a career-high 26 PDs and tied **Kevin Byard** for the most INTs (career-high 8). Became the first Lions player to snag 8+ INTs in a single season since **Willie Clay** in 1995 and the first CB in team history to do so since **Dick LeBeau** in 1970
- Voted **NFC Defensive Player of the Week** for the second time in his career after producing a career-high-tying 2 INTs off of Bears QB **Mitchell Trubisky** in the 20-10 win vs. Chi. (12/16/17)
- Registered his first career fumble recovery (forced by Lions CB **Quandre Diggs**) when he grabbed the ball on a Buccaneers TE **O.J. Howard** fumble in the 24-21 victory at TB (12/10/17)
- Picked off Falcons QB **Matt Ryan** twice vs. Atl. (9/24/17)
- Logged a career-high-tying 8 tackles (6 solo) with 2 PDs in the 24-10 win at NYG (9/18/17)

2016 SEASON - LIONS

- Led the Lions defense with 13 PDs and produced a team-high-tying 2 INTs. Added 44 tackles (43 solo), 1.0 sack and 1 FF
- Posted a career-high-tying 8 tackles vs. GB (1/1/17)
- Received **NFC Defensive Player of the Week** recognition after totaling 3 solo tackles, 2 PDs, 1 INT and 1 FF in the 24-23 win vs. Phi. (10/9/16). Forced a fumble by Eagles RB **Ryan Mathews** to keep Detroit's hopes alive in the fourth quarter and picked off Eagles QB **Carson Wentz** to seal the victory on the next drive
- Notched his first career sack against Bears QB **Brian Hoyer** and tallied 4 solo tackles with 3 PDs at Chi. (10/2/16)



2015 SEASON - LIONS

- Produced a team-high 13 PDs with 58 tackles (47 solo)
- Logged a career-high 4 PDs in the 37-34 win vs. Chi. (10/18/15)

2014 SEASON - LIONS

- Tied for 6th in the NFL with 17 PDs, behind **Bradley Fletcher** (22), **Joe Haden** (20), **Vontae Davis** (18), **Buster Skrine** (18) and **Xavier Rhodes** (18). Posted a career-high 60 tackles (47 solo)
- Totalled a career-high 8 tackles in the win vs. Chi. (11/27/14)

2013 SEASON - LIONS

- Recorded 31 tackles (25 solo) and 5 PDs as a rookie

COLLEGE HIGHLIGHTS

- Played collegiately at Itawamba Community College (Fulton, MS) (2009-10) and Mississippi State (2011-12)
- Earned second-team All-SEC honors as a senior at Mississippi State in 2012, when he recorded 40 tackles (26 solo) with a career-high 5 INTs, including 1 TD. Totalled 24 tackles (16 solo) and 1 INT returned for a TD as a junior in 2011
- Named MACJC First Team All-State following his sophomore year at Itawamba in 2010, registering 32 tackles, 1 FF and 1 FR. Also posted 3 receptions and 1 TD on offense
- As a freshman in 2009, produced 41 tackles, 2 FFs and 1.0 sack en route to MACJC First Team All-State recognition

TRANSACTIONS

2013

Drafted by DET in 2nd round (36th overall)
Signed 4-year contract

7/29/16

Signed by DET to 4-year contract extension

7/25/19

Placed on Reserve/Non-Football Injury List

8/2/19

Activated from Reserve/Non-Football Injury List

3/19/20

Acquired by PHI from DET in exchange for 2020 3rd-round and 5th-round draft choices ... Agreed to terms with PHI on 3-year contract extension



NATE SUDFELD 7 | QB



Height: 6-6 **Weight:** 227 **DOB:** Oct. 7, 1993 (Age 27)

NFL Experience: 5th Year (4th with Eagles) **Draft:** D6-16 (187th overall) by WAS **Acquired:** FA-17

College: Indiana **Hometown (HS):** Modesto, CA (Modesto Christian)

Super Bowl Champion: LII

CAREER STATISTICS

			PASSING										RUSHING					OFF SNAPS	
Year	Team	GP/S	Att	Cmp	Pct	Yds	Y/A	TD	Int	Lg	Sk/Yds	Rate	Att	Yds	Avg	Lg	TD	No	Pct
2016	Washington	0/0	0	0	---	0	---	0	0	--	0/0	---	0	0	---	--	0	0	0%
2017	Philadelphia	1/0	23	19	82.6	134	5.8	0	0	16	3/24	90.9	1	22	22.0	22	0	40	4%
2018	Philadelphia	2/0	2	1	50.0	22	11.0	1	0	22t	0/0	129.2	2	-2	-1.0	-1	0	11	1%
2019	Philadelphia	0/0	0	0	---	0	---	0	0	--	0/0	---	0	0	---	--	0	0	0%
2020	Philadelphia	0/0	0	0	---	0	---	0	0	--	0/0	---	0	0	---	--	0	0	0%
Totals		3/0	25	20	80.0	156	6.2	1	0	22t	3/24	106.0	3	20	6.7	22	0	---	---

PLAYOFFS

2017	Philadelphia	1/0	0	0	---	0	---	0	0	--	0/0	---	3	-4	-1.3	-1	0	3	1%
2018	Philadelphia	0/0	0	0	---	0	---	0	0	--	0/0	---	0	0	---	--	0	0	0%
2019	Philadelphia	0/0	0	0	---	0	---	0	0	--	0/0	---	0	0	---	--	0	0	0%
Totals		1/0	0	0	---	0	---	0	0	--	0/0	---	3	-4	-1.3	-1	0	---	---

CAREER HIGHS

Pass Attempts	23	12/31/17 vs. Dal.
Completions	19	12/31/17 vs. Dal.
Passing Yards	134	12/31/17 vs. Dal.
Yards/Attempt	5.8	12/31/17 vs. Dal.
Passing Long	22t	12/30/18 at Was.
Passing TDs	1	12/30/18 at Was.
Completion %	82.6	12/31/17 vs. Dal.
Passer Rating	90.9	12/31/17 vs. Dal.
Rush Attempts	3	1/21/18 vs. Min. (Conf.)
Rushing Yards	22	12/31/17 vs. Dal.
Rushing Long	22	12/31/17 vs. Dal.
Rushing TDs	--	---

CAREER HIGHLIGHTS

- Served as the Eagles' backup QB in **Super Bowl LII**. Has been active in 5 of 6 playoff games since 2017
- Set a then-NFL record for highest completion percentage (82.6%) in an NFL debut on 12/31/17 vs. Dallas (min. 20 attempts). Tied for the 4th-highest completion percentage in Eagles history

2020 SEASON - EAGLES



2018 SEASON - EAGLES

- Recorded his first career TD pass (22 yards to **Nelson Agholor**) in the 24-0 win at Was. (12/30/18)

2017 SEASON - EAGLES

- Served as the Eagles' backup QB in **Super Bowl LII**
- Appeared in his first career playoff game in the 38-7 victory vs. Min. (1/21/18) in the NFC Championship
- Set a then-NFL record for highest completion percentage (82.6%, 19-of-23 for 134 yards) in an NFL debut when he relieved **Nick Foles** in the regular-season finale vs. Dal. (12/31/17) (min. 20 attempts). Tied for the 4th-highest completion percentage in Eagles single-game history

COLLEGE HIGHLIGHTS

- Played collegiately at the University of Indiana (2012-15), where he appeared in 37 career games (26 starts). Finished as the Hoosiers' all-time leader in passing yards (7,879) and passing TDs (61). Also ranked 2nd in school history in completions (593) and completion percentage (60.3%) and 3rd in total offense (8,011)
- Earned All-Big Ten honors as a senior after leading the conference in passing yards (3,573), TDs (27) and passing efficiency (151.0)





2020 GAME-BY-GAME STATISTICS (PHILADELPHIA)																				
				PASSING									RUSHING					SNAPS		
Date	Opp		GP/S	Att	Cmp	Pct	Yds	Y/A	TD	Int	Lg	Sk/Yds	Rat	Att	Yds	Avg	Lg	TD	No	Pct
Sep 13	at Was	L	0/0	DID NOT PLAY																
Sep 20	LAR	L	0/0	INACTIVE																
Sep 27	Cin	T	0/0	INACTIVE																
Oct 4	at SF	W	0/0	INACTIVE																
Oct 11	at Pit	L	0/0	INACTIVE																
Oct 18	Bal	L	0/0	INACTIVE																
Oct 22	NYG	W	0/0	INACTIVE																
Nov 1	Dal																			
Nov 15	at NYG																			
Nov 22	at Cle																			
Nov 30	Sea																			
Dec 6	at GB																			
Dec 13	NO																			
Dec 20	at Ari																			
Dec 27	at Dal																			
Jan 3	Was																			
Totals			0/0	0	0	---	0	---	0	0	--	0/0	---	0	0	---	--	0	0	0%



TRANSACTIONS

2016	Drafted by WAS in 6th round (187th overall) <i>Signed 4-year contract</i>
9/2/17	Waived by WAS
9/3/17	Signed by PHI to practice squad
11/1/17	Signed by PHI from practice squad to active roster
4/15/19	Signed RFA tender with PHI
3/17/20	Agreed to terms with PHI on 1-year contract



JOSH SWEAT 94 | DE



Height: 6-5 **Weight:** 251 **DOB:** March 29, 1997 (Age 23)

NFL Experience: 3rd Year (3rd with Eagles) **Draft:** D4b-18 (130th overall) by PHI

College: Florida State **Hometown (HS):** Chesapeake, VA (Oscar Smith)

CAREER STATISTICS

			TACKLES					PASS DEFENSE						FUMBLES			DEF SNAPS	
Year	Team	GP/S	Total	Solo	Asst	TFL	Sacks	Int	Yds	Lg	TD	PD	QPH	FF	FR	Yds	No	Pct
2018	Philadelphia	9/0	4	1	3	0	0.0	0	0	--	0	0	2	0	0	0	68	7%
2019	Philadelphia	16/0	25	18	7	8	4.0	0	0	--	0	1	29	0	0	0	355	34%
2020	Philadelphia	7/3	21	11	10	3	3.0	0	0	--	0	2	8	2	0	0	241	49%
Totals		32/3	50	30	20	13	7.0	0	0	--	0	3	39	2	0	0	---	---

PLAYOFFS

2018	Philadelphia	0/0	INJURED RESERVE (ANKLE) (12/11/18)															
2019	Philadelphia	1/0	0	0	0	0	0.0	0	0	--	0	0	0	0	0	0	20	31%
Totals		1/0	0	0	0	0	0.0	0	0	--	0	0	0	0	0	0	---	---

ADDITIONAL STATISTICS

Special Teams Tackles: 2 - 2019 (2)

CAREER HIGHS

Tackles	7	9/13/20 at Was.
Sacks	1.0	6x, last: 9/27/20 vs. Cin.
INTs	--	---
PDs	1	3x, last: 10/22/20 vs. NYG.
FFs	1	2x, last 10/22/20 vs. NYG
FRs	--	---

2020 GAME-BY-GAME STATISTICS (PHI)

Date	Opp		GP/S	Tot	Solo	Sk	Int	PD	FF	FR	Snaps	Pct
Sep 13	at Was	L	1/0	6	3	1.0	0	0	1	0	49	70%
Sep 20	LAR	L	1/1	3	2	0.0	0	0	0	0	39	57%
Sep 27	Cin	T	1/1	2	1	1.0	0	0	0	0	38	53%
Oct 4	at SF	W	1/1	2	2	1.0	0	0	0	0	27	37%
Oct 11	at Pit	L	1/0	2	0	0.0	0	0	0	0	28	37%
Oct 18	Bal	L	1/0	5	3	0.0	0	1	0	0	36	49%
Oct 22	NYG	W	1/0	1	0	0.0	0	1	1	0	24	40%
Nov 1	Dal											
Nov 15	at NYG											
Nov 22	at Cle											
Nov 30	Sea											
Dec 6	at GB											
Dec 13	NO											
Dec 20	at Ari											
Dec 27	at Dal											
Jan 3	Was											
Totals			7/3	21	11	3.0	0	2	2	0	241	49%

2020 SEASON - EAGLES

- Recorded a forced fumble for the first time in his career when he strip-sacked QB **Dwayne Haskins** in the season opener at Was. (9/13/20). Added a career-high 6 tackles (3 solo)

2019 SEASON - EAGLES

- Finished the regular season with the 4th-most sacks (4.0) on the Eagles defense, behind **Brandon Graham** (8.5), **Derek Barnett** (6.5) and **Vinny Curry** (5.0). Also produced the 4th-most TFLs (8, tied) and ranked 5th in QB pressures and hits (29)
- Notched his first career sack during the Eagles' 10.0-sack performance (tied for 2nd-most in franchise history) in the 31-6 win vs. NYJ (10/6/19). Brought down Jets QB **Luke Falk** for a 4-yard loss on third-and-13 in the fourth quarter

COLLEGE HIGHLIGHTS

- In 37 career games at Florida State, compiled 138 tackles (77 solo), 29 TFLs, 14.5 sacks, 1 FF and 3 FRs
- As a junior in 2017, was named to the Bronko Nagurski Award watch list and led Florida State with 5.5 sacks. Also notched a career-high 56 tackles (3rd-highest total on the team)
- In 2016, was part of a defense that ranked No. 1 in the nation in sacks per game (3.92) and 2nd in total sacks (51.0). Posted a career-high 7.0 sacks
- Despite suffering a significant knee injury as a high school senior, played all 13 games as a true freshman in 2015 and earned Freshman All-America Honorable Mention accolades from CampusInsiders.com. Finished his first season with 41 tackles, 2.0 sacks, 1 INT and 3 FRs (tied for the most in the ACC)

TRANSACTIONS

- 2018** Drafted by PHI in 4th round (130th overall)
Signed 4-year contract
- 12/11/18** Placed on Injured Reserve (ankle)



DAVION TAYLOR 52 | LB



Height: 6-1 **Weight:** 230 **DOB:** Aug. 5, 1998 (Age 22) *(pronounced DAY-vee-on)*
NFL Experience: Rookie (1st with Eagles) **Draft:** D3-20 (103rd overall) by PHI
College: Colorado **Hometown (HS):** Magnolia, MS (South Pike)

CAREER STATISTICS

Year	Team	GP/S	TACKLES					PASS DEFENSE						FUMBLES			DEF SNAPS	
			Total	Solo	Asst	TFL	Sacks	Int	Yds	Lg	TD	PD	QPH	FF	FR	Yds	No	Pct
2020	Philadelphia	7/0	2	2	0	0	0.0	0	0	--	0	0	0	0	0	0	11	2%
Totals		7/0	0	0	0	0	0.0	0	0	--	0	0	0	0	0	0	---	---

ADDITIONAL STATISTICS

Special Teams Tackles: 2 - 2020 (2)

CAREER HIGHS

Tackles	2	10/18/20 vs.Bal
Sacks	--	---
INTs	--	---
PDs	--	---
FFs	--	---
FRs	--	---

2020 GAME-BY-GAME STATISTICS (PHI)

Date	Opp	GP/S	Tot	Solo	Sk	Int	PD	FF	FR	Snap	Pct
Sep 13	at Was	L	1/0	0	0	0.0	0	0	0	0	0%
Sep 20	LAR	L	1/0	0	0	0.0	0	0	0	0	0%
Sep 27	Cin	T	1/0	0	0	0.0	0	0	0	0	0%
Oct 4	at SF	W	1/0	0	0	0.0	0	0	0	0	0%
Oct 11	at Pit	L	1/0	0	0	0.0	0	0	0	0	0%
Oct 18	Bal	L	1/0	2	2	0.0	0	0	0	11	15%
Oct 22	NYG	W	1/0	0	0	0.0	0	0	0	0	0%
Nov 1	Dal										
Nov 15	at NYG										
Nov 22	at Cle										
Nov 30	Sea										
Dec 6	at GB										
Dec 13	NO										
Dec 20	at Ari										
Dec 27	at Dal										
Jan 3	Was										
Totals			7/0	2	2	0.0	0	0	0	11	2%

2020 SEASON - EAGLES



COLLEGE HIGHLIGHTS

- ▶ Named a team captain in 2019 and played in all 12 games (10 starts) for Colorado, earning All-Pac-12 honorable mention. Registered 69 tackles, 9 TFLs, 7 PDs, 1.5 sacks and 1 FR
- ▶ As a junior with the Buffaloes in 2018, saw action in 12 games (10 starts) and totaled 75 tackles, 12 TFLs, 2 PDs, 2 FRs and 1.0 sack
- ▶ Recorded 87 tackles, 3 TFLs, 3 PDs and 1 INT in his final season at Coahoma Community College
- ▶ Walked on as a freshman at Coahama Community College and amassed 26 tackles, 2 TFLs, 1.0 sack, 1 FR and 1 PD

TRANSACTIONS

2020 Drafted by PHI in 3rd round (103rd overall)
Signed 4-year contract





BRETT TOTH | T



Height: 6-6 **Weight:** 304 **DOB:** Sept. 1, 1996 (Age 24) *(pronounced TOETH)*

NFL Experience: 2nd Year (1st with Eagles) **Draft:** UDFA-19 by PHI **Acquired:** W-Ari-20

College: Army **Hometown (HS):** Charleston, SC (West Ashley)

CAREER STATISTICS

Year	Team	GP/S	STARTS		OFF SNAPS	
			LT	RT	No	Pct
2019	Arizona	0/0	0	0	0	0%
2020	Philadelphia	2/0	0	0	18	4%
Totals		2/0	0	0	---	---

CAREER HIGHLIGHTS

- ▶ Joined the Cardinals off waivers in Week 1 and was inactive for Games 1-6 before being placed on the non-football injury list
- ▶ Entered the NFL as an undrafted free agent when he was signed by the Eagles in 2019 after being awarded a waiver from the Department of Defense to pursue his NFL career

COLLEGE HIGHLIGHTS

- ▶ Two-year starter at tackle for the Black Knights and appeared in 31 games (28 starts) before finishing his collegiate career in 2017. Started all 26 games over his final two seasons at Army, including 25 starts at right tackle and 1 as a sixth lineman/TE
- ▶ *Pro Football Focus* ranked him as the 5th-best run-blocking tackle in the nation in 2017. Invited to participate in the Senior Bowl following the 2017 season, becoming the first Army football player to earn that honor. Helped the Black Knights to the top rushing offense in the nation during his senior season (4,710 yards)

TRANSACTIONS

2019	Signed by PHI as undrafted free agent
8/31/19	Waived by PHI
9/1/19	Claimed off waivers by ARI
9/4/20	Waived/injured by ARI
10/7/20	Claimed off waivers by PHI





K'VON WALLACE 42 | CB



Height: 5-11 **Weight:** 205 **DOB:** July 25, 1997 (Age 23) *(pronounced KAY-von)*
NFL Experience: Rookie (1st with Eagles) **Draft:** D4a-20 (127th overall) by PHI
College: Clemson **Hometown (HS):** Highland Springs, VA (Highland Springs)

CAREER STATISTICS

Year	Team	GP/S	TACKLES					PASS DEFENSE						FUMBLES			DEF SNAPS	
			Total	Solo	Asst	TFL	Sacks	Int	Yds	Lg	TD	PD	QPH	FF	FR	Yds	No	Pct
2020	Philadelphia	6/1	8	5	3	0	0.0	0	0	--	0	0	0	0	0	0	47	13%
Totals		6/1	8	5	3	0	0.0	0	0	--	0	0	0	0	0	0	---	---

ADDITIONAL STATISTICS

Special Teams Tackles: 2 - 2020 (2) **Special Teams FR:** 1 - 2020 (1)

CAREER HIGHS

Tackles	4	10/11/20 at Pit.
Sacks	--	---
INTs	--	---
PDs	--	---
FFs	--	---
FRs	--	---

2020 GAME-BY-GAME STATISTICS (PHI)

Date	Opp	GP/S	Tot	Solo	Sk	Int	PD	FF	FR	Snap	Pct
Sep 13	at Was	L 1/0	1	0	0.0	0	0	0	0	6	9%
Sep 20	LAR	L 1/0	0	0	0.0	0	0	0	0	0	0%
Sep 27	Cin	T 1/0	1	0	0.0	0	0	0	0	1	1%
Oct 4	at SF	W 1/1	2	2	0.0	0	0	0	0	27	37%
Oct 11	at Pit	L 1/0	4	3	0.0	0	0	0	0	13	17%
Oct 18	Bal	L 1/0	0	0	0	0	0	0	0	0	0
Oct 22	NYG	W 0/0	INACTIVE								
Nov 1	Dal										
Nov 15	at NYG										
Nov 22	at Cle										
Nov 30	Sea										
Dec 6	at GB										
Dec 13	NO										
Dec 20	at Ari										
Dec 27	at Dal										
Jan 3	Was										
Totals		6/1	8	5	0.0	0	0	0	0	47	13%

2020 SEASON - EAGLES

- Recovered the fumble forced by **T.J. Edwards** against Rams WR **Cooper Kupp** on a punt return with 46 seconds remaining in the second quarter vs. LAR (9/20/20). His first career FR set up the Eagles at the Rams 11-yard line and resulted in a 2-play scoring drive that finished with a 5-yard rushing TD by **Miles Sanders**

COLLEGE HIGHLIGHTS

- A key contributor on two National Championship teams, two-time All-ACC selection and team captain at Clemson
- Recorded 178 tackles, 21 PDs, 5 INTs, 2.0 sacks and 2 FFs in 59 career games (36 starts) with the Tigers. His 59 games are tied for the most games played in program history
- Started in all 15 contents as a senior in 2019, posting a career-high 81 tackles and tying for the team lead with a career-high 10 PDs en route to All-ACC recognition for a second straight year

TRANSACTIONS

2020 Drafted by PHI in 4th round (127th overall)
Signed 4-year contract





GREG WARD 84 | WR



Height: 5-11 **Weight:** 190 **DOB:** July 12, 1995 (Age 25)

NFL Experience: 2nd Year (2nd with Eagles) **Draft:** UDFA-17 by PHI **Acquired:** FA-19

College: Houston **Hometown (HS):** Tyler, TX (John Tyler)

Super Bowl Champion: LII

CAREER STATISTICS

Year	Team	GP/S	RECEIVING					OFF SNAPS	
			Rec	Yds	Avg	Lg	TD	No	Pct
2019	Philadelphia	7/3	28	254	9.1	38	1	310	26%
2020	Philadelphia	7/5	29	233	8.0	29	3	343	68%
Totals		14/8	57	487	8.5	38	4	---	---

PLAYOFFS

2019	Philadelphia	1/1	3	24	8.0	16	0	50	72%
Totals		1/1	3	24	8.0	16	0	---	---

ADDITIONAL STATISTICS

Punt Returns: 12-43 - 2020 (5-19), 2019 (7-24) **Rushing:** 1-5 - 2019 (1-5)

Special Teams Tackles: 1 - 2019 (1)

CAREER HIGHS

Receptions	8	9/27/20 vs. Cin.
Receiving Yards	72	9/27/20 vs. Cin.
Receiving Long	38	12/22/19 vs. Dal.
Receiving TDs	1	4x, last: 10/22/20 vs. NYG.
Punt Returns	3	12/9/19 vs. NYG
Punt Return Yards	23	12/9/19 vs. NYG
Punt Return Long	16	12/9/19 vs. NYG

2020 GAME-BY-GAME STATISTICS (PHI)

Date	Opp		GP/S	RECEIVING					SNAPS	
				Rec	Yds	Avg	Lg	TD	No	Pct
Sep 13	at Was	L	1/0	5	31	6.2	11	0	30	44%
Sep 20	LAR	L	1/1	1	5	5.0	5	0	13	18%
Sep 27	Cin	T	1/1	8	72	9.0	29t	1	76	84%
Oct 4	at SF	W	1/0	4	38	9.5	20	0	48	77%
Oct 11	at Pit	L	1/1	4	26	6.5	11	1	41	69%
Oct 18	Bal	L	1/1	2	19	9.5	13	0	58	81%
Oct 22	NYG	W	1/1	5	42	8.4	14	1	77	95%
Nov 1	Dal									
Nov 15	at NYG									
Nov 22	at Cle									
Nov 30	Sea									
Dec 6	at GB									
Dec 13	NO									
Dec 20	at Ari									
Dec 27	at Dal									
Jan 3	Was									
Totals			7/5	29	233	8.0	29	3	343	68%

2020 SEASON - EAGLES

- Led the offense with career highs in receptions (8) and yards (72) with 1 TD vs. Cin. (9/27/20). His 29-yard TD reception gave the Eagles a 13-10 advantage in the second quarter

2019 SEASON - EAGLES

- Totalled 28 receptions for 254 yards and 1 TD. Promoted from the practice squad to the active roster in Week 12 and led all Eagles WRs in both receptions and yards over the last 6 games of the regular season. Also added 18 receiving first downs
- With 0:26 remaining in regulation, hauled in the game-winning, 4-yard TD pass from **Carson Wentz** in the 37-27 win at Was. (12/15/19). Finished the game with a career-high 7 receptions for 61 yards. Became the first Eagle to record a game-winning score in the fourth quarter/OT as their first career TD since **Freddie Solomon** caught a 2-yard TD pass from **Ty Detmer** with 1:56 remaining on 9/7/97 vs. Green Bay (W, 10-9)

AAF HIGHLIGHTS

- Posted 22 receptions for 214 yards and added 1 punt return TD with the AAF's San Antonio Commanders in 2019

COLLEGE HIGHLIGHTS

- Produced the most rushing yards (2,375) by a QB in Houston history and tied for the most rushing TDs (39). Also finished 3rd in school history in total yards (11,080), 4th in passing yards (8,705) and 5th in passing TDs (52)
- From 2015-16, only two NCAA FBS QBs totaled 6,000+ passing yards and 1,500+ rushing yards: Ward and **Deshaun Watson**
- Threw for 3,557 yards, 22 TDs and a 141.7 passer rating en route to second-team All-AAC honors as a senior in 2016
- Earned second-team All-ACC accolades as a junior in 2015. Became the first Houston QB to post 1,000+ rushing yards (1,108) in a season. Ranked 5th nationally with 21 rushing TDs, which are the most in school single-season history

TRANSACTIONS

2017	Signed by PHI as undrafted free agent
9/2/17	Waived by PHI
9/3/17	Signed by PHI to practice squad
9/12/17	Released by PHI from practice squad
9/18/17	Signed by PHI to practice squad
2/7/18	Signed by PHI to reserve/future contract
9/1/18	Waived by PHI
9/2/18	Signed by PHI to practice squad
9/7/18	Released by PHI from practice squad
4/9/19	Signed by PHI
8/31/19	Waived by PHI
9/1/19	Signed by PHI to practice squad
9/21/19	Signed by PHI from practice squad to active roster
9/24/19	Waived by PHI
9/26/19	Signed by PHI to practice squad
11/23/19	Signed by PHI from practice squad to active roster



QUEZ WATKINS 80 | WR



Height: 6-0 **Weight:** 193 **DOB:** June 9, 1999 (Age 21)

NFL Experience: Rookie (1st with Eagles) **Draft:** D6b-20 (200th overall) by PHI

College: Southern Mississippi **Hometown (HS):** Athens, AL (Athens)

CAREER STATISTICS

			RECEIVING					OFF SNAPS	
Year	Team	GP/S	Rec	Yds	Avg	Lg	TD	No	Pct
2020	Philadelphia	2/0	0	0	---	---	0	20	5%
Totals		2/0	0	0	---	---	0	---	---

CAREER HIGHS

Receptions	---	---
Receiving Yards	---	---
Receiving Long	---	---
Receiving TDs	---	---

2020 GAME-BY-GAME STATISTICS (PHI)

				RECEIVING					SNAPS	
Date	Opp		GP/S	Rec	Yds	Avg	Lg	TD	No	Pct
Sep 13	at Was	L	0/0	INJURED RESERVE						
Sep 20	LAR	L	0/0	INJURED RESERVE						
Sep 27	Cin	T	0/0	INJURED RESERVE						
Oct 4	at SF	W	0/0	INJURED RESERVE						
Oct 11	at Pit	L	1/0	0	0	---	---	0	5	8%
Oct 18	Bal	L	1/0	0	0	---	---	0	15	21%
Oct 22	NYG	W	0/0	INACTIVE						
Nov 1	Dal									
Nov 15	at NYG									
Nov 22	at Cle									
Nov 30	Sea									
Dec 6	at GB									
Dec 13	NO									
Dec 20	at Ari									
Dec 27	at Dal									
Jan 3	Was									
Totals			2/0	0	0	---	---	0	20	5%

2020 SEASON - EAGLES



COLLEGE HIGHLIGHTS



Played collegiately at Southern Mississippi, where he produced 2,404 yards and 17 TDs on 159 receptions in 35 career games. His 159 catches are the 2nd-most in school history. A two-time first-team All-Conference USA selection (2018 and 2019)



Finished his senior season in 2019 with the most receiving yards (1,178) in the conference as well as the 2nd-highest receiving average (18.5) (min. 50 receptions)



Led the team in catches (72), yards (889) and TDs (9) in 2018

TRANSACTIONS

2020

Drafted by PHI in 6th round (200th overall)

Signed 4-year contract

9/6/20

Placed on Reserve/Injured

10/10/20

Activated from Reserve/Injured





CARSON WENTZ 11 | QB



Height: 6-5 **Weight:** 237 **DOB:** Dec. 30, 1992 (Age 27)

NFL Experience: 5th Year (5th with Eagles) **Draft:** D1-16 (2nd overall) by PHI

College: North Dakota State **Hometown (HS):** Bismarck, ND (Century)

All-Pro: 2017 **Pro Bowl:** 2018 **Super Bowl Champion:** LII

CAREER STATISTICS

Year	Team	GP/S	PASSING										RUSHING					OFF SNAPS	
			Att	Cmp	Pct	Yds	Y/A	TD	Int	Lg	Sk/Yds	Rate	Att	Yds	Avg	Lg	TD	No	Pct
2016	Philadelphia	16/16	607	379	62.4	3,782	6.2	16	14	73t	33/213	79.3	46	150	3.3	17	2	1,127	99%
2017	Philadelphia	13/13	440	265	60.2	3,296	7.5	33	7	72t	28/162	101.9	64	299	4.7	24	0	879	78%
2018	Philadelphia	11/11	401	279	69.6	3,074	7.7	21	7	58	31/202	102.2	34	93	2.7	13	0	724	66%
2019	Philadelphia	16/16	607	388	63.9	4,039	6.7	27	7	53t	37/230	93.1	62	243	3.9	19	1	1,168	99%
2020	Philadelphia	7/7	278	163	58.6	1,760	6.3	10	10	59	28/190	74.3	35	185	5.3	40	5	504	100%
Totals		63/63	2333	1474	63.2	15,951	6.8	107	45	73t	157/997	90.5	241	970	4.1	40	8	---	---

PLAYOFFS

2017	Philadelphia	0/0	INJURED RESERVE (KNEE) (12/12/17)																
2018	Philadelphia	0/0	0	0	---	0	---	0	0	--	0/0	---	0	0	---	--	0	0	0%
2019	Philadelphia	1/1	4	1	25.0	3	0.8	0	0	3	1/1	39.6	0	0	---	--	0	9	13%
Totals		1/1	4	1	25.0	3	0.8	0	0	3	1/1	39.6	0	0	---	--	0	---	---

ADDITIONAL STATISTICS

Fumbles/Lost: 51/20 - 2020 (3/1), 2019 (16/7), 2018 (9/6), 2017 (9/3), 2016 (14/3)

Receptions: 2 (both on own pass) - 10/28/18 at Jax. (London) (4 yards), 12/4/16 at Cin. (7 yards)

CAREER HIGHS

Pass Attempts	60	12/4/16 at Cin.
Completions	36	12/4/16 at Cin.
Passing Yards	364	11/6/16 at NYG
Yards/Attempt	10.7	10/23/17 vs. Was.
Passing Long	73t	9/25/16 vs. Pit.
Passing TDs	4	4x, last: 12/10/17 at LAR
Completion %	81.1	10/21/18 vs. Car.
Passer Rating	128.3	10/8/17 vs. Ari.
Rush Attempts	9	9/27/20 vs. Cin.
Rushing Yards	65	9/27/20 vs. Cin.
Rushing Long	40	10/18/20 vs. Bal
Rushing TDs	1	6x, last: 10/4/20 at SF

CAREER HIGHLIGHTS

- In 2019, led the Eagles to a postseason berth and NFC East division title after producing single-season franchise records in completions (388) and passing yards (4,039)
- Registered the highest completion percentage (69.6%) in Eagles single-season history in 2018 (min. 250 attempts)
- Named second-team **All-Pro** by the *Associated Press* and earned his first career **Pro Bowl** nod following the 2017 season. Finished 3rd in MVP voting, behind **Tom Brady** and **Todd Gurley**
- Led the **Super Bowl LII**-winning Eagles to an 11-2 record in games that he started in 2017. Established a single-season team record with 33 passing TDs, breaking the previous mark of 32 set by Pro Football Hall of Famer **Sonny Jurgensen** in 1961
- Owns the NFL rookie record for completions (379 in 2016)

2020 SEASON - EAGLES

- Wentz's 5 rushing TDs are the most by an Eagles QB since **Michael Vick** in 2010 (9 rushing TDs).
- Trailing by 11 vs. NYG (10/22/20) in the fourth quarter with 6:17 left in the game. He conducted his first 4th quarter comeback while trailing by double digits in his career. Including a touchdown pass to RB **Boston Scott** with 40 seconds left in the game to give the Eagles a 22-21 lead over the Giants.
- Led the Eagles to a fourth-quarter comeback in the 25-20 win at SF (10/4/20) on *Sunday Night Football*. Connected with WR **Travis Fulgham** on a 42-yard, go-ahead TD pass. Also ran for his career-high 3rd rushing TD of the season, becoming the first Eagles QB to rush for a score in 3 consecutive games since **Michael Vick** (4 games, 12/2/10-12/28/10)
- Posted a career-best 191 consecutive attempts without an INT from 12/9/19-9/13/20, which is the longest streak by an Eagle since **Nick Foles** from 12/23/12-12/8/13 (237 attempts)





2020 GAME-BY-GAME STATISTICS (PHILADELPHIA)

				PASSING										RUSHING					SNAPS	
Date	Opp		GP/S	Att	Cmp	Pct	Yds	Y/A	TD	Int	Lg	Sk/Yds	Rat	Att	Yds	Avg	Lg	TD	No	Pct
Sep 13	at Was	L	1/1	42	24	57.1	270	6.4	2	2	55	8/62	72.5	1	2	2.0	2	0	68	100%
Sep 20	LAR	L	1/1	43	26	60.5	242	5.6	0	2	25	0/0	56.5	2	7	3.5	6	1	71	100%
Sep 27	Cin	T	1/1	47	29	61.7	225	4.8	1	2	30	3/19	62.8	9	65	7.2	24	1	91	100%
Oct 4	at SF	W	1/1	28	18	64.3	193	6.9	1	1	42t	3/19	81.4	7	37	5.3	11t	1	62	100%
Oct 11	at Pit	L	1/1	35	20	57.1	258	7.4	2	2	37	5/34	75.7	4	11	2.8	4	0	59	100%
Oct 18	Bal	L	1/1	40	21	52.5	213	5.3	2	0	50	6/43	84.7	5	49	9.8	40	1	72	100%
Oct 22	NYG	W	1/1	43	25	58.1	359	8.3	2	1	59	3/13	91.1	7	14	2.0	5	1	81	100%
Nov 1	Dal																			
Nov 15	at NYG																			
Nov 22	at Cle																			
Nov 30	Sea																			
Dec 6	at GB																			
Dec 13	NO																			
Dec 20	at Ari																			
Dec 27	at Dal																			
Jan 3	Was																			
Totals			7/7	278	163	58.6	1760	6.0	10	10	59	28/190	74.3	35	185	5.3	40	5	504	100%

2019 SEASON - EAGLES

- ▶ Led the Eagles to a postseason berth and NFC East division title after producing single-season franchise records in completions (388) – breaking his own record set in 2016 (379) – and passing yards (4,039), surpassing **Donovan McNabb** in 2008 (3,916)
- ▶ Finished the regular season T-4th in the NFL in completions, T-5th in passing TDs (27) and 9th in passing yards
- ▶ Only three NFL QBs posted 20+ offensive TDs with 0 giveaways in the red zone: **Josh Allen** (12 pass, 9 rush), **Lamar Jackson** (24 pass, 5 rush) and Wentz (19 pass, 1 rush)
- ▶ Totaled 3 game-winning drives, including 2 fourth-quarter/OT comebacks, during the Eagles' division-clinching, 4-game winning streak from Weeks 14-17. Completed 117-of-173 (67.6%) attempts for 1,199 yards (299.8 ypg), 7 TDs, 0 INTs and a 100.8 passer rating, including 439 yards, 4 TDs and a 127.0 rating on 37-of-50 (74.0%) passing in the fourth quarter/OT
- ▶ Became the first QB in NFL history to record 30+ completions with 0 INTs in 3 consecutive games (12/9/19-12/22/19)

2018 SEASON - EAGLES

- ▶ Registered the highest completion percentage (69.6%) in Eagles single-season history, which ranked 3rd in the NFL, behind **Drew Brees** (74.4%) and **Kirk Cousins** (70.1%). Also ranked 7th with a career-high 102.2 passer rating (min. 250 attempts)
- ▶ Became the second QB in NFL history to record 30+ attempts and a 115.0+ passer rating in 4 consecutive games (11/7/18-10/28/18). The only other QBs to do so are **Drew Brees** (12/8/19-12/29/19) and **Peyton Manning** (9/30/12-10/28/12)
- ▶ Threw 180 passes without an INT from 9/23/18-10/28/18



2017 SEASON - EAGLES

- ▶ Named second-team **All-Pro** by the *Associated Press* and earned his first career **Pro Bowl** nod after leading the **Super Bowl LII**-winning Eagles to an 11-2 record in games that he started. Finished 3rd in MVP voting, behind **Tom Brady** and **Todd Gurley**
- ▶ Established a single-season team record with 33 passing TDs, breaking the previous mark of 32 set by Pro Football Hall of Famer **Sonny Jurgensen** in 1961. Ranked 2nd in the NFL in passing TDs, trailing only **Russell Wilson** (34), while leading the league in both passing TDs per game (2.5) and passing TD percentage (7.5%)
- ▶ Is one of only three NFL QBs to throw 33+ TDs and no more than 7 INTs through 13 games, joining **Tom Brady** in 2015 (33-6) and 2007 (45-5) and **Aaron Rodgers** in 2014 (35-3) and 2011 (39-6)
- ▶ Ranked 4th in the NFL with a 101.9 passer rating, behind **Alex Smith** (104.7), **Drew Brees** (103.9) and **Tom Brady** (102.8). Owned the best third-down rating (123.7) and red zone rating (116.0)



- ▶ Posted a career-high-tying 4 TDs in the 43-35, division-clinching win at LAR (12/10/17). Connected with **Alshon Jeffery** on a 2-yard TD on fourth down to give the Eagles a 31-28 advantage in the third quarter. The score marked Wentz's franchise-record-breaking 33rd passing TD of the season
- ▶ Selected as **NFC Offensive Player of the Month** after throwing for 1,247 yards, 14 TDs, 3 INTs and a 110.4 passer rating while leading the Eagles to a 5-0 record in October. Became the first Eagle to win the award since **LeSean McCoy** in December 2013
- ▶ Named **NFC Offensive Player of the Week** after throwing a career-high-tying 4 TDs, registering a 126.3 rating and rushing for a career-high 63 yards in the 34-24 win vs. Was. (10/23/17)

2016 SEASON - EAGLES

- ▶ Set an NFL rookie record for completions (379) while also producing the 4th-most passing yards (3,782) in NFL rookie history, trailing only **Andrew Luck** in 2012 (4,374), **Cam Newton** in 2011 (4,051) and **Jameis Winston** in 2015 (4,042)
- ▶ Attempted 134 consecutive passes without an INT from 9/11/16-10/9/16, which marked the 3rd-longest streak to begin a career in NFL history, behind **Dak Prescott** (176, 9/11/16-10/16/16) and **Tom Brady** (162, 11/23/00-10/28/01)
- ▶ Named **NFL Offensive Rookie of the Month** for September after completing 66-of-102 (64.7%) attempts for 769 yards, 5 TDs, 0 INTs and a 103.8 passer rating
- ▶ Selected as **NFC Offensive Player of the Week** after going 23-of-31 (72.4%) for 301 yards, 2 TDs and a franchise-rookie-record 125.9 passer rating in the 34-3 win vs. Pit. (9/25/16)
- ▶ Became the first Eagles rookie QB to start in a season opener since **Davey O'Brien** in 1939 and the first to play on opening day since **Randall Cunningham** in 1985. Named the Eagles' starting QB just eight days before the season opener after the team traded QB **Sam Bradford** to the Vikings

COLLEGE HIGHLIGHTS

- ▶ A member of five straight NCAA Division I FCS national championship teams (2011-15) at North Dakota State, including two as a starter during the 2014 and 2015 seasons
- ▶ Captained the Bison to a 20-3 record (.870 winning percentage) in games that he started. Finished 3rd in school history in passing yards (5,115), passing TDs (45), completions (392), completion percentage (64.1%) and passer efficiency rating (153.9)
- ▶ Started the first 6 games of his senior year in 2015, but sustained a wrist injury and missed the following 8 contests. Returned for the national championship game and led North Dakota State to a 37-10 victory over Jacksonville State
- ▶ Earned the starting job as a junior in 2014 and opened all 16 games under center for the Bison. Led North Dakota State to a 15-1 season that culminated with a 29-27 win against Illinois State in the national championship game
- ▶ Posted a career year in 2014, setting single-season school records in passing yards (3,111), pass attempts (358) and completions (228), while throwing 25 TDs against 10 INTs

TRANSACTIONS

2016	Drafted by PHI in 1st round (2nd overall) <i>Signed 4-year contract</i>
12/12/17	Placed on Injured Reserve (knee)
4/29/19	5th-year option exercised by PHI
6/6/19	Agreed to terms with PHI on 4-year contract extension



ROSTER BREAKDOWN



FRONT OFFICE & COACHING STAFF

PLAYER BIOS

ROSTER BREAKDOWN

2020 EAGLES STATISTICS

RECORD BOOK

OFF THE FIELD

UNOFFICIAL DEPTH CHART



Compiled by the Eagles public relations department:

as of October 26, 2020

OFFENSE						
WR	17	Alshon Jeffery	82	John Hightower	80	Quez Watkins
LT	68	Jordan Mailata	63	Jack Driscoll		
LG	78	Sua Opet	69	Matt Pryor		
C	62	Jason Kelce	74	Luke Juriga		
RG	67	Nate Herbig	69	Matt Pryor		
RT	65	Lane Johnson	63	Jack Driscoll	64	Brett Toth
TE	85	Richard Rodgers	81	Jason Croom	89	Hakeem Butler
WR	84	Greg Ward				
WR	13	Travis Fulgham	19	J.J. Arcega-Whiteside		
RB	26	Miles Sanders	35	Boston Scott	30	Corey Clement
					32	Jason Huntley
QB	11	Carson Wentz	2	Jalen Hurts	7	Nate Sudfeld

DEFENSE						
DE	96	Derek Barnett	94	Josh Sweat	58	Genard Avery
DT	93	Javon Hargrave	//	97	Malik Jackson	
DT	91	Fletcher Cox				
DE	55	Brandon Graham	75	Vinny Curry		
OLB	49	Alex Singleton	52	Davion Taylor		
MLB	47	Nathan Gerry	54	Shaun Bradley		
OLB	50	Duke Riley	52	Davion Taylor		
CB	29	Avonte Maddox	31	Nickell Robey-Coleman	39	Craig James
CB	24	Darius Slay	34	Cre'Von LeBlanc		
S	23	Rodney McLeod	28	Will Parks	42	K'Von Wallace
S	21	Jalen Mills	22	Marcus Epps		

SPECIAL TEAMS						
P	1	Cameron Johnston				
K	4	Jake Elliott				
H	1	Cameron Johnston				
LS	45	Rick Lovato				
PR	84	Greg Ward	10	DeSean Jackson		
KR	35	Boston Scott	82	John Hightower	32	Jason Huntley

PRONUNCIATION GUIDE			
J.J. Arcega-Whiteside	are-THAY-guh	Rick Lovato	luh-VAH-toe
Genard Avery	juh-NARD	Avonte Maddox	uh-VON-tay
Corey Clement	CLEM-int	Jordan Mailata	my-LOT-uh
Travis Fulgham	FULL-gum	Rodney McLeod	muh-CLOUD
Nathan Gerry	GARY	Sua Opet	SUE-uh OH-pet-uh
Javon Hargrave	JAY-von	Nickell Robey-Coleman	nick-ELL
Malik Jackson	muh-LEEK	Davion Taylor	DAY-vee-on
Luke Juriga	jur-EE-guh	Brett Toth	TOETH
Jason Kelce	KELL-see	K'Von Wallace	KAY-von
Cre'Von LeBlanc	CRAY-von luh-BLAHNK		

ALPHABETICAL ROSTER



#	NAME	POS	HT	WT	DOB	AGE	EXP	COLLEGE	HOMETOWN	HOW ACQ
19	Arcega-Whiteside, J.J.	WR	6-2	225	12/31/96	23	2	Stanford	Roebuck, SC	D2b-19
58	Avery, Genard	DE	6-0	250	4/26/95	25	3	Memphis	Grenada, MS	T-Cle-19
96	Barnett, Derek	DE	6-3	259	6/25/96	24	4	Tennessee	Brentwood, TN	D1-17
54	Bradley, Shaun	LB	6-1	240	4/8/97	23	R	Temple	Mount Holly, NJ	D6a-20
89	Butler, Hakeem	TE	6-5	227	5/16/96	24	1	Iowa State	Baltimore, MD	PS-Car-20
30	Clement, Corey	RB	5-10	220	11/2/94	26	4	Wisconsin	Glassboro, NJ	UDFA-17
91	Cox, Fletcher	DT	6-4	310	12/13/90	29	9	Mississippi State	Yazoo City, MS	D1-12
81	Croom, Jason	TE	6-5	246	2/28/94	26	3	Tennessee	Norcross, GA	FA-20
75	Curry, Vinny	DE	6-3	279	6/30/88	32	9	Marshall	Neptune, NJ	FA-19
63	Driscoll, Jack	T	6-5	312	4/1/97	23	R	Auburn	Madison, CT	D4b-20
4	Elliott, Jake	K	5-9	167	1/21/95	25	4	Memphis	La Grange, IL	PS-Cin-17
22	Epps, Marcus	S	6-0	191	1/27/96	24	2	Wyoming	Huntington Beach, CA	W-Min-19
13	Fulgham, Travis	WR	6-2	215	9/13/95	25	2	Old Dominion	Ashburn, VA	W-GB-20
47	Gerry, Nathan	LB	6-2	230	2/23/95	25	4	Nebraska	Sioux Falls, SD	D5b-17
55	Graham, Brandon	DE	6-2	265	4/3/88	32	11	Michigan	Detroit, MI	D1-10
93	Hargrave, Javon	DT	6-2	305	2/7/93	27	5	South Carolina State	Salisbury, NC	FA-Pit-20
67	Herbig, Nate	C/G	6-4	334	7/10/98	22	2	Stanford	Honolulu, HI	UDFA-19
82	Hightower, John	WR	6-2	190	5/31/96	24	R	Boise State	Upper Marlboro, MD	D5-20
32	Huntley, Jason	RB	5-9	195	4/20/98	22	R	New Mexico State	Arlington, TX	W-Det-20
2	Hurts, Jalen	QB	6-1	223	8/7/98	22	R	Oklahoma	Channelview, TX	D2-20
97	Jackson, Malik	DT	6-5	290	1/11/90	30	9	Tennessee	Van Nuys, CA	FA-19
39	James, Craig	CB	5-10	195	4/29/96	24	2	Southern Illinois	Edwardsville, IL	FA-19
17	Jeffery, Alshon	WR	6-3	218	2/14/90	30	9	South Carolina	St. Matthews, SC	FA-Chi-17
65	Johnson, Lane	T	6-6	317	5/8/90	30	8	Oklahoma	Groveton, TX	D1-13
1	Johnston, Cameron	P	5-11	194	2/24/92	28	3	Ohio State	Geelong, Australia	FA-18
74	Juriga, Luke	C	6-4	301	6/7/97	23	R	Western Michigan	Aurora, IL	UDFA-20
62	Kelce, Jason	C	6-3	295	11/5/87	32	10	Cincinnati	Cleveland, OH	D6a-11
34	LeBlanc, Cre'Von	CB	5-10	190	7/25/94	26	5	Florida Atlantic	Belle Glade, FL	W-De-18
45	Lovato, Rick	LS	6-2	249	9/9/92	28	4	Old Dominion	Middletown, NJ	FA-16
29	Maddox, Avonte	CB	5-9	184	3/31/96	24	3	Pittsburgh	Detroit, MI	D4a-18
68	Mailata, Jordan	T	6-8	346	3/31/97	23	3	---	Sydney, Australia	D7-18
23	McLeod, Rodney	S	5-10	195	6/23/90	30	9	Virginia	Hyattsville, MD	FA-LAR-16
21	Mills, Jalen	S	6-0	191	4/6/94	26	5	LSU	DeSoto, TX	D7a-16
78	Opetia, Sua	G	6-4	305	8/15/96	24	1	Weber State	Stansbury Park, UT	UDFA-19
28	Parks, Will	S	6-1	194	7/29/94	26	5	Arizona	Philadelphia, PA	FA-Den-20
69	Pryor, Matt	G/T	6-7	332	12/16/94	25	3	TCU	Lakewood, CA	D6-18
50	Riley, Duke	LB	6-1	224	8/9/94	26	4	LSU	River Ridge, LA	T-Atl-19
31	Robey-Coleman, Nickell	CB	5-8	180	1/17/92	28	8	USC	Frostproof, FL	FA-LAR-20
85	Rodgers, Richard	TE	6-4	257	1/22/92	28	6	California	Shrewsbury, MA	FA-20
26	Sanders, Miles	RB	5-11	211	5/1/97	23	2	Penn State	Pittsburgh, PA	D2a-19
35	Scott, Boston	RB	5-6	203	4/27/95	25	2	Louisiana Tech	Zachary, LA	PS-NO-18
49	Singleton, Alex	LB	6-2	240	12/7/93	26	2	Montana State	Thousand Oaks, CA	FA-19
24	Slay, Darius	CB	6-0	190	1/1/91	29	8	Mississippi State	Brunswick, GA	T-Det-20
7	Sudfeld, Nate	QB	6-6	227	10/7/93	27	5	Indiana	Modesto, CA	FA-17
94	Sweat, Josh	DE	6-5	251	3/29/97	23	3	Florida State	Chesapeake, VA	D4b-18
52	Taylor, Davion	LB	6-1	230	8/5/98	22	R	Colorado	Magnolia, MS	D3-20
64	Toth, Brett	T	6-6	304	9/1/96	24	2	Army	Charleston, SC	W-Ari-20
42	Wallace, K'Von	S	5-11	205	7/25/97	23	R	Clemson	Highland Springs, VA	D4a-20
84	Ward, Greg	WR	5-11	190	7/12/95	25	2	Houston	Tyler, TX	FA-19
80	Watkins, Quez	WR	6-0	193	6/9/99	21	R	Southern Mississippi	Athens, AL	D6b-20
11	Wentz, Carson	QB	6-5	237	12/30/92	27	5	North Dakota State	Bismarck, ND	D1-16

RESERVE/INJURED; DESIGNATED FOR RETURN

57	Edwards, T.J.	LB	6-1	242	8/12/96	24	2	Wisconsin	Lake Villa, IL	UDFA-19
36	Ford, Rudy	S	6-0	204	11/1/94	26	4	Auburn	New Hope, AL	T-Ari-19
71	Peters, Jason	T	6-4	328	1/22/82	38	17	Arkansas	Queen City, TX	T-Buf-09
18	Reagor, Jalen	WR	5-11	197	1/2/99	21	R	TCU	Waxahachie, TX	D1-20

RESERVE/INJURED

77	Dillard, Andre	T	6-5	315	10/3/95	25	2	Washington State	Woodinville, WA	D1-19
86	Ertz, Zach	TE	6-5	250	11/10/90	29	8	Stanford	Danville, CA	D2-13
88	Goedert, Dallas	TE	6-5	256	1/3/95	25	3	South Dakota State	Britton, SD	D2-18
10	Jackson, DeSean	WR	5-10	175	12/1/86	33	13	California	Long Beach, CA	T-TB-19
-	Perkins, Joshua	TE	6-3	241	8/5/93	27	3	Washington	Cerritos, CA	FA-18
98	Ridgeway, Hassan	DT	6-3	305	11/2/94	26	5	Texas	Mansfield, TX	T-Ind-19
73	Seumalo, Isaac	OL	6-4	303	10/29/93	27	5	Oregon State	Corvallis, OR	D3-16

RESERVE/PHYSICALLY UNABLE TO PERFORM

79	Brooks, Brandon	G	6-5	335	8/19/89	31	9	Miami (OH)	Milwaukee, WI	FA-Hou-16
----	-----------------	---	-----	-----	---------	----	---	------------	---------------	-----------

PRACTICE SQUAD

37	Arnold, Grayland	DB	5-10	187	9/4/97	23	R	Baylor	Kountze, TX	UDFA-20
66	Brown, Jamon	G	6-4	340	3/15/93	27	6	Louisville	Louisville, KY	PS-Chi-20
16	Burnett, Deontay	WR	6-0	186	10/4/97	23	2	USC	Gardena, CA	FA-19
6	Green, Marcus	WR	5-8	191	8/13/96	24	1	Louisiana-Monroe	Pontotoc, MS	FA-19
33	Holyfield, Elijah	RB	5-10	215	11/30/97	22	1	Georgia	College Park, GA	PS-Car-19
38	Jacquet, Michael	CB	6-1	203	1/29/97	23	R	Louisiana	Beaumont, TX	UDFA-20
46	Killins, Adrian	RB	5-8	177	1/2/98	22	R	Central Florida	Daytona Beach, FL	UDFA-20
14	McCown, Josh	QB	6-4	218	7/4/79	41	18	Sam Houston State	Jacksonville, TX	FA-NYJ-19
76	McGill, T.Y.	DT	6-0	299	11/23/92	27	6	North Carolina State	Jesup, GA	FA-20
51	Miller, Shareef	DE	6-4	254	3/14/97	23	2	Penn State	Philadelphia, PA	FA-20
59	Olson, Dante	LB	6-3	237	1/6/97	23	R	Montana	Medford, OR	UDFA-20
95	Ostman, Joe	DE	6-3	259	7/12/95	25	2	Central Michigan	St. Ignace, MI	UDFA-18
48	Riley, Elijah	DB	5-11	214	6/12/98	22	R	Army	Selden, NY	UDFA-20
72	Wanogho, Prince Tega	T	6-5	309	11/22/97	22	R	Auburn	Elmore, AL	D6c-20
61	Williams, Raequan	DT	6-4	305	2/14/97	23	R	Michigan State	Chicago, IL	UDFA-20
83	Wilson, Caleb	TE	6-4	235	7/15/96	24	1	UCLA	Warner Robins, GA	W-Was-20

IPP PRACTICE SQUAD EXEMPTION

-	Leo, Matt	DE	6-7	280	5/8/92	28	R	Iowa State	Adelaide, Australia	FA-20
---	-----------	----	-----	-----	--------	----	---	------------	---------------------	-------

NUMERICAL ROSTER



#	NAME	POS	HT	WT	DOB	AGE	EXP	COLLEGE	HOMETOWN	HOW ACQ
1	Cameron Johnston	P	5-11	194	2/24/92	28	3	Ohio State	Geelong, Australia	FA-18
2	Jalen Hurts	QB	6-1	223	8/7/98	22	R	Oklahoma	Channelview, TX	D2-20
4	Jake Elliott	K	5-9	167	1/21/95	25	4	Memphis	La Grange, IL	PS-Cin-17
7	Nate Sudfeld	QB	6-6	227	10/7/93	27	5	Indiana	Modesto, CA	FA-17
11	Carson Wentz	QB	6-5	237	12/30/92	27	5	North Dakota State	Bismarck, ND	D1-16
13	Travis Fulgham	WR	6-2	215	9/13/95	25	2	Old Dominion	Ashburn, VA	W-GB-20
17	Alshon Jeffery	WR	6-3	218	2/14/90	30	9	South Carolina	St. Matthews, SC	FA-Chi-17
19	J.J. Arcega-Whiteside	WR	6-2	225	12/31/96	23	2	Stanford	Roebuck, SC	D2b-19
21	Jalen Mills	S	6-0	191	4/6/94	26	5	LSU	DeSoto, TX	D7a-16
22	Marcus Epps	S	6-0	191	1/27/96	24	2	Wyoming	Huntington Beach, CA	W-Min-19
23	Rodney McLeod	S	5-10	195	6/23/90	30	9	Virginia	Hyattsville, MD	FA-LAR-16
24	Darius Slay	CB	6-0	190	1/1/91	29	8	Mississippi State	Brunswick, GA	T-Det-20
26	Miles Sanders	RB	5-11	211	5/1/97	23	2	Penn State	Pittsburgh, PA	D2a-19
28	Will Parks	S	6-1	194	7/29/94	26	5	Arizona	Philadelphia, PA	FA-Den-20
29	Avonte Maddox	CB	5-9	184	3/31/96	24	3	Pittsburgh	Detroit, MI	D4a-18
30	Corey Clement	RB	5-10	220	11/2/94	26	4	Wisconsin	Glassboro, NJ	UDFA-17
31	Nickell Robey-Coleman	CB	5-8	180	1/17/92	28	8	USC	Frostproof, FL	FA-LAR-20
32	Jason Huntley	RB	5-9	195	4/20/98	22	R	New Mexico State	Arlington, TX	W-Det-20
34	Cre'Von LeBlanc	CB	5-10	190	7/25/94	26	5	Florida Atlantic	Belle Glade, FL	W-Det-18
35	Boston Scott	RB	5-6	203	4/27/95	25	2	Louisiana Tech	Zachary, LA	PS-NO-18
39	Craig James	CB	5-10	195	4/29/96	24	2	Southern Illinois	Edwardsville, IL	FA-19
42	K'Von Wallace	S	5-11	205	7/25/97	23	R	Clemson	Highland Springs, VA	D4a-20
45	Rick Lovato	LS	6-2	249	9/9/92	28	4	Old Dominion	Middletown, NJ	FA-16
47	Nathan Gerry	LB	6-2	230	2/23/95	25	4	Nebraska	Sioux Falls, SD	D5b-17
49	Alex Singleton	LB	6-2	240	12/7/93	26	2	Montana State	Thousand Oaks, CA	FA-19
50	Duke Riley	LB	6-1	224	8/9/94	26	4	LSU	River Ridge, LA	T-Atl-19
52	Davion Taylor	LB	6-1	230	8/5/98	22	R	Colorado	Magnolia, MS	D3-20
54	Shaun Bradley	LB	6-1	240	4/8/97	23	R	Temple	Mount Holly, NJ	D6a-20
55	Brandon Graham	DE	6-2	265	4/3/88	32	11	Michigan	Detroit, MI	D1-10
58	Genard Avery	DE	6-0	250	4/26/95	25	3	Memphis	Grenada, MS	T-Cle-19
62	Jason Kelce	C	6-3	295	11/5/87	32	10	Cincinnati	Cleveland, OH	D6a-11
63	Jack Driscoll	T	6-5	312	4/1/97	23	R	Auburn	Madison, CT	D4b-20
64	Brett Toth	T	6-6	304	9/1/96	24	2	Army	Charleston, SC	W-Ari-20
65	Lane Johnson	T	6-6	317	5/8/90	30	8	Oklahoma	Groveton, TX	D1-13
67	Nate Herbig	C/G	6-4	334	7/10/98	22	2	Stanford	Honolulu, HI	UDFA-19
68	Jordan Mailata	T	6-8	346	3/31/97	23	3	---	Sydney, Australia	D7-18
69	Matt Pryor	G/T	6-7	332	12/16/94	25	3	TCU	Lakewood, CA	D6-18
74	Luke Jurgis	C	6-4	301	6/7/97	23	R	Western Michigan	Aurora, IL	UDFA-20
75	Vinny Curry	DE	6-3	279	6/30/88	32	9	Marshall	Neptune, NJ	FA-19
78	Sua Opeta	G	6-4	305	8/15/96	24	1	Weber State	Stansbury Park, UT	UDFA-19
80	Quez Watkins	WR	6-0	193	6/9/99	21	R	Southern Mississippi	Athens, AL	D6b-20
81	Jason Croom	TE	6-5	246	2/28/94	26	3	Tennessee	Norcross, GA	FA-20
82	John Hightower	WR	6-2	190	5/31/96	24	R	Boise State	Upper Marlboro, MD	D5-20
84	Greg Ward	WR	5-11	190	7/12/95	25	2	Houston	Tyler, TX	FA-19
85	Richard Rodgers	TE	6-4	257	1/22/92	28	6	California	Shrewsbury, MA	FA-20
89	Hakeem Butler	TE	6-5	227	5/16/96	24	1	Iowa State	Baltimore, MD	PS-Car-20
91	Fletcher Cox	DT	6-4	310	12/13/90	29	9	Mississippi State	Yazoo City, MS	D1-12
93	Javon Hargrave	DT	6-2	305	2/7/93	27	5	South Carolina State	Salisbury, NC	FA-Pit-20
94	Josh Sweat	DE	6-5	251	3/29/97	23	3	Florida State	Chesapeake, VA	D4b-18
96	Derek Barnett	DE	6-3	259	6/25/96	24	4	Tennessee	Brentwood, TN	D1-17
97	Malik Jackson	DT	6-5	290	1/11/90	30	9	Tennessee	Van Nuys, CA	FA-19

RESERVE/INJURED; DESIGNATED FOR RETURN

18	Jalen Reagor	WR	5-11	197	1/2/99	21	R	TCU	Waxahachie, TX	D1-20
36	Rudy Ford	S	6-0	204	11/1/94	26	4	Auburn	New Hope, AL	T-Ari-19
57	T.J. Edwards	LB	6-1	242	8/12/96	24	2	Wisconsin	Lake Villa, IL	UDFA-19
71	Jason Peters	T	6-4	328	1/22/82	38	17	Arkansas	Queen City, TX	T-Buf-09

RESERVE/INJURED

10	DeSean Jackson	WR	5-10	175	12/1/86	33	13	California	Long Beach, CA	T-TB-19
73	Isaac Seumalo	OL	6-4	303	10/29/93	27	5	Oregon State	Corvallis, OR	D3-16
77	Andre Dillard	T	6-5	315	10/3/95	25	2	Washington State	Woodinville, WA	D1-19
86	Zach Ertz	TE	6-5	250	11/10/90	29	8	Stanford	Danville, CA	D2-13
88	Dallas Goedert	TE	6-5	256	1/3/95	25	3	South Dakota State	Britton, SD	D2-18
98	Hassan Ridgeway	DT	6-3	305	11/2/94	26	5	Texas	Mansfield, TX	T-Ind-19
-	Joshua Perkins	TE	6-3	241	8/5/93	27	3	Washington	Cerritos, CA	FA-18

RESERVE/PHYSICALLY UNABLE TO PERFORM

79	Brandon Brooks	G	6-5	335	8/19/89	31	9	Miami (OH)	Milwaukee, WI	FA-Hou-16
----	----------------	---	-----	-----	---------	----	---	------------	---------------	-----------

PRACTICE SQUAD

6	Marcus Green	WR	5-8	191	8/13/96	24	1	Louisiana-Monroe	Pontotoc, MS	FA-19
14	Josh McCown	QB	6-4	218	7/4/79	41	18	Sam Houston State	Jacksonville, TX	FA-NYJ-19
16	Deontay Burnett	WR	6-0	186	10/4/97	23	2	USC	Gardena, CA	FA-19
33	Elijah Holyfield	RB	5-10	215	11/30/97	22	1	Georgia	College Park, GA	PS-Car-19
37	Grayland Arnold	DB	5-10	187	9/4/97	23	R	Baylor	Kountze, TX	UDFA-20
38	Michael Jacquet	CB	6-1	203	1/29/97	23	R	Louisiana	Beaumont, TX	UDFA-20
46	Adrian Killins	RB	5-8	177	1/2/98	22	R	Central Florida	Daytona Beach, FL	UDFA-20
48	Elijah Riley	DB	5-11	214	6/12/98	22	R	Army	Selden, NY	UDFA-20
51	Shareef Miller	DE	6-4	254	3/14/97	23	2	Penn State	Philadelphia, PA	FA-20
59	Olson, Dante	LB	6-3	237	1/6/97	23	R	Montana	Medford, OR	UDFA-20
61	Raequan Williams	DT	6-4	305	2/14/97	23	R	Michigan State	Chicago, IL	UDFA-20
66	Jamon Brown	G	6-4	340	3/15/93	27	6	Louisville	Louisville, KY	PS-Chi-20
72	Prince Tega Wanogho	T	6-5	309	11/22/97	22	R	Auburn	Elmore, AL	D6c-20
76	T.Y. McGill	DT	6-0	299	11/23/92	27	6	North Carolina State	Jesup, GA	FA-20
83	Caleb Wilson	TE	6-4	235	7/15/96	24	1	UCLA	Warner Robins, GA	W-Was-20
95	Joe Ostman	DE	6-3	259	7/12/95	25	2	Central Michigan	St. Ignace, MI	UDFA-18

IPP PRACTICE SQUAD EXEMPTION

-	Matt Leo	DE	6-7	280	5/8/92	28	R	Iowa State	Adelaide, Australia	FA-20
---	----------	----	-----	-----	--------	----	---	------------	---------------------	-------

POSITIONAL ROSTER



	#	NAME	POS	HT	WT	DOB	AGE	EXP	COLLEGE	HOMETOWN	HOW ACQ
QB	2	Jalen Hurts	QB	6-1	223	8/7/98	22	R	Oklahoma	Channelview, TX	D2-20
	7	Nate Sudfeld	QB	6-6	227	10/7/93	27	5	Indiana	Modesto, CA	FA-17
	11	Carson Wentz	QB	6-5	237	12/30/92	27	5	North Dakota State	Bismarck, ND	D1-16
RB	26	Miles Sanders	RB	5-11	211	5/1/97	23	2	Penn State	Pittsburgh, PA	D2a-19
	30	Corey Clement	RB	5-10	220	11/2/94	25	4	Wisconsin	Glassboro, NJ	UDFA-17
	32	Jason Huntley	RB	5-9	195	4/20/98	22	R	New Mexico State	Arlington, TX	W-Det-20
	35	Boston Scott	RB	5-6	203	4/27/95	25	2	Louisiana Tech	Zachary, LA	PS-NO-18
WR	13	Travis Fulgham	WR	6-2	215	9/13/95	25	2	Old Dominion	Ashburn, VA	W-GB-20
	17	Alshon Jeffery	WR	6-3	218	2/14/90	30	9	South Carolina	St. Matthews, SC	FA-Chi-17
	19	J.J. Arcega-Whiteside	WR	6-2	225	12/31/96	23	2	Stanford	Roebuck, SC	D2b-19
	80	Quez Watkins	WR	6-0	193	6/9/99	21	R	Southern Mississippi	Athens, AL	D6b-20
	82	John Hightower	WR	6-2	190	5/31/96	24	R	Boise State	Upper Marlboro, MD	D5-20
	84	Greg Ward	WR	5-11	190	7/12/95	25	2	Houston	Tyler, TX	FA-19
TE	81	Jason Croom	TE	6-5	246	2/28/94	26	3	Tennessee	Norcross, GA	FA-20
	85	Richard Rodgers	TE	6-4	257	1/22/92	28	6	California	Shrewsbury, MA	FA-20
	89	Hakeem Butler	TE	6-5	227	5/16/96	24	1	Iowa State	Baltimore, MD	PS-Car-20
OFFENSIVE LINE	62	Jason Kelce	C	6-3	295	11/5/87	32	10	Cincinnati	Cleveland, OH	D6a-11
	63	Jack Driscoll	T	6-5	312	4/1/97	23	R	Auburn	Madison, CT	D4b-20
	64	Brett Toth	T	6-6	304	9/1/96	24	2	Army	Charleston, SC	W-Ari-20
	65	Lane Johnson	T	6-6	317	5/8/90	30	8	Oklahoma	Groveton, TX	D1-13
	67	Nate Herbig	C/G	6-4	334	7/10/98	22	2	Stanford	Honolulu, HI	UDFA-19
	68	Jordan Mailata	T	6-8	346	3/31/97	23	3	---	Sydney, Australia	D7-18
	69	Matt Pryor	G/T	6-7	332	12/16/94	25	3	TCU	Lakewood, CA	D6-18
	74	Luke Jurgas	C	6-4	301	6/7/97	23	R	Western Michigan	Aurora, IL	UDFA-20
	78	Sua Opetia	G	6-4	305	8/15/96	24	1	Weber State	Stansbury Park, UT	UDFA-19
DEFENSIVE LINE	55	Brandon Graham	DE	6-2	265	4/3/88	32	11	Michigan	Detroit, MI	D1-10
	58	Genard Avery	DE	6-0	250	4/26/95	25	3	Memphis	Grenada, MS	T-Cle-19
	75	Vinny Curry	DE	6-3	279	6/30/88	32	9	Marshall	Neptune, NJ	FA-19
	91	Fletcher Cox	DT	6-4	310	12/13/90	29	9	Mississippi State	Yazoo City, MS	D1-12
	93	Javon Hargrave	DT	6-2	305	2/7/93	27	5	South Carolina State	Salisbury, NC	FA-Pit-20
	94	Josh Sweat	DE	6-5	251	3/29/97	23	3	Florida State	Chesapeake, VA	D4b-18
	96	Derek Barnett	DE	6-3	259	6/25/96	24	4	Tennessee	Brentwood, TN	D1-17
	97	Malik Jackson	DT	6-5	290	1/11/90	30	9	Tennessee	Van Nuys, CA	FA-19
LB	47	Nathan Gerry	LB	6-2	230	2/23/95	25	4	Nebraska	Sioux Falls, SD	D5b-17
	49	Alex Singleton	LB	6-2	240	12/7/93	26	2	Montana State	Thousand Oaks, CA	FA-19
	50	Duke Riley	LB	6-1	224	8/9/94	26	4	LSU	Buras, LA	T-Atl-19
	52	Davion Taylor	LB	6-1	230	8/5/98	22	R	Colorado	Magnolia, MS	D3-20
	54	Shaun Bradley	LB	6-1	240	4/8/97	23	R	Temple	Mount Holly, NJ	D6a-20
DEFENSIVE BACKS	21	Jalen Mills	S	6-0	191	4/6/94	26	5	LSU	DeSoto, TX	D7a-16
	22	Marcus Epps	S	6-0	191	1/27/96	24	2	Wyoming	Huntington Beach, CA	W-Min-19
	23	Rodney McLeod	S	5-10	195	6/23/90	30	9	Virginia	Hyattsville, MD	FA-LAR-16
	24	Darius Slay	CB	6-0	190	1/1/91	29	8	Mississippi State	Brunswick, GA	T-Det-20
	28	Will Parks	S	6-1	194	7/29/94	26	5	Arizona	Philadelphia, PA	FA-Den-20
	29	Avonte Maddox	CB	5-9	184	3/31/96	24	3	Pittsburgh	Detroit, MI	D4a-18
	31	Nickell Robey-Coleman	CB	5-8	180	1/17/92	28	8	USC	Frostproof, FL	FA-LAR-20
	34	Cre'Von LeBlanc	CB	5-10	190	7/25/94	26	5	Florida Atlantic	Belle Glade, FL	W-Det-18
	39	Craig James	CB	5-10	195	4/29/96	24	2	Southern Illinois	Edwardsville, IL	FA-19
	42	K'Von Wallace	S	5-11	205	7/25/97	23	R	Clemson	Highland Springs, VA	D4a-20
ST	1	Cameron Johnston	P	5-11	194	2/24/92	28	3	Ohio State	Geelong, Australia	FA-18
	4	Jake Elliott	K	5-9	167	1/21/95	25	4	Memphis	La Grange, IL	PS-Cin-17
	45	Rick Lovato	LS	6-2	249	9/9/92	28	4	Old Dominion	Middletown, NJ	FA-16

ROSTER BREAKDOWN



HOW ACQUIRED		
Year	Player	Acq
2009	Jason Peters (IR)	T-Buf
2010	Brandon Graham	D1
2011	Jason Kelce	D6a
2012	Fletcher Cox	D1
2013	Lane Johnson	D1
	Zach Ertz (IR)	D2
2016	Carson Wentz	D1
	Isaac Seumalo (IR)	D3
	Jalen Mills	D7a
	Brandon Brooks (PUP)	FA-Hou
	Rodney McLeod	FA-LAR
	Rick Lovato	FA
2017	Derek Barnett	D1
	Nathan Gerry	D5b
	Alshon Jeffery	FA-Chi
	Nate Sudfeld	FA
	Corey Clement	UDFA
	Jake Elliott	PS-Cin
2018	Dallas Goedert (IR)	D2
	Avonte Maddox	D4a
	Josh Sweat	D4b
	Matt Pryor	D6
	Jordan Mailata	D7
	Cameron Johnston	FA
	Joshua Perkins (IR)	FA
	Cre'Von LeBlanc	W-Det
	Boston Scott	PS-NO
2019	Andre Dillard (IR)	D1
	Miles Sanders	D2a
	J.J. Arcega-Whiteside	D2b
	Vinny Curry	FA
	Malik Jackson	FA
	Craig James	FA
	Alex Singleton	FA
	Greg Ward	FA
	T.J. Edwards (IR)	UDFA
	Nate Herbig	UDFA
	Sua Opet	UDFA
	Genard Avery	T-Cle
	Rudy Ford (IR)	T-Ari
	DeSean Jackson (IR)	T-TB
	Hassan Ridgeway (IR)	T-Ind
	Duke Riley	T-Atl
	Marcus Epps	W-Min
2020	Jalen Reagor (IR)	D1
	Jalen Hurts	D2
	Davion Taylor	D3
	K'Von Wallace	D4a
	Jack Driscoll	D4b
	John Hightower	D5
	Shaun Bradley	D6a
	Quez Watkins	D6b
	Javon Hargrave	FA-Pit
	Will Parks	FA-Den
	Nickell Robey-Coleman	FA-LAR
	Jason Croom	FA
	Richard Rodgers	FA
	Luke Juriga	UDFA
	Darius Slay	T-Det
	Travis Fulgham	W-GB
	Jason Huntley	W-Det
	Brett Toth	W-Ari
	Hakeem Butler	PS-Car

BY DRAFT ROUND				
Rd	Player	Team	Year	
1st	Brandon Graham	Phi	2010	
	Fletcher Cox	Phi	2012	
	Lane Johnson	Phi	2013	
	Carson Wentz	Phi	2016	
	Derek Barnett	Phi	2017	
	Andre Dillard (IR)	Phi	2019	
	Jalen Reagor (IR)	Phi	2020	
2nd	DeSean Jackson (IR)	Phi	2008	
	Vinny Curry	Phi	2012	
	Alshon Jeffery	Chi	2012	
	Zach Ertz (IR)	Phi	2013	
	Darius Slay	Det	2013	
	Dallas Goedert (IR)	Phi	2018	
	J.J. Arcega-Whiteside	Phi	2019	
	Miles Sanders	Phi	2019	
	Jalen Hurts	Phi	2020	
3rd	Brandon Brooks (PUP)	Hou	2012	
	Richard Rodgers	GB	2014	
	Javon Hargrave	Pit	2016	
	Isaac Seumalo (IR)	Phi	2016	
	Duke Riley	Atl	2017	
	Davion Taylor	Phi	2020	
4th	Hassan Ridgeway (IR)	Ind	2016	
	Avonte Maddox	Phi	2018	
	Josh Sweat	Phi	2018	
	Hakeem Butler	Ari	2019	
	Jack Driscoll	Phi	2020	
	K'Von Wallace	Phi	2020	
5th	Malik Jackson	Den	2012	
	Jake Elliott	Cin	2017	
	Nathan Gerry	Phi	2017	
	Genard Avery	Cle	2018	
	John Hightower	Phi	2020	
	Jason Huntley	Det	2020	
6th	Jason Kelce	Phi	2011	
	Will Parks	Den	2016	
	Nate Sudfeld	Was	2016	
	Rudy Ford (IR)	Ari	2017	
	Matt Pryor	Phi	2018	
	Boston Scott	NO	2018	
	Marcus Epps	Min	2019	
	Travis Fulgham	Det	2019	
	Shaun Bradley	Phi	2020	
	Quez Watkins	Phi	2020	
7th	Jalen Mills	Phi	2016	
	Jordan Mailata	Phi	2018	
FA	Jason Peters (IR)	Buf	2004	
	Rodney McLeod	StL	2012	
	Nickell Robey-Coleman	Buf	2013	
	Rick Lovato	Chi	2015	
	Alex Singleton	Sea	2015	
	Cre'Von LeBlanc	NE	2016	
	Joshua Perkins (IR)	Atl	2016	
	Corey Clement	Phi	2017	
	Jason Croom	Buf	2017	
	Cameron Johnston	Phi	2017	
	Greg Ward	Phi	2017	
	Craig James	Min	2018	
	T.J. Edwards (IR)	Phi	2019	
	Nate Herbig	Phi	2019	
	Sua Opet	Phi	2019	
	Brett Toth	Phi	2019	
	Luke Juriga	Phi	2020	

BY EXPERIENCE			
Player	Exp	G/S	w/Phi
Jason Peters (IR)	17	208/198	143/143
DeSean Jackson (IR)	13	159/153	94/93
Brandon Graham	11	150/93	
Jason Kelce	10	133/133	
Brandon Brooks (PUP)	9	112/106	62/62
Fletcher Cox	9	132/126	
Vinny Curry	9	115/26	103/19
Malik Jackson	9	117/72	7/6
Alshon Jeffery	9	102/94	39/39
Rodney McLeod	9	120/104	56/56
Zach Ertz (IR)	8	112/77	
Lane Johnson	8	98/98	
Nickell Robey-Coleman	8	118/26	7/3
Darius Slay	8	110/101	7/7
Richard Rodgers	6	78/26	15/2
Javon Hargrave	5	69/54	6/2
Cre'Von LeBlanc	5	50/16	19/6
Jalen Mills	5	55/41	
Will Parks	5	64/17	2/2
Hassan Ridgeway (IR)	5	48/11	14/5
Isaac Seumalo (IR)	5	54/33	
Nate Sudfeld	5	3/0	
Carson Wentz	5	63/63	
Derek Barnett	4	41/23	
Corey Clement	4	38/0	
Jake Elliott	4	54/0	
Rudy Ford (IR)	4	36/1	13/0
Nathan Gerry	4	46/22	
Rick Lovato	4	62/0	58/0
Duke Riley	4	50/19	18/3
Genard Avery	3	32/5	14/0
Jason Croom	3	18/3	3/0
Dallas Goedert (IR)	3	34/18	
Cameron Johnston	3	39/0	
Avonte Maddox	3	29/18	
Jordan Mailata	3	7/4	
Joshua Perkins (IR)	3	22/2	14/1
Matt Pryor	3	18/3	
Josh Sweat	3	32/3	
J.J. Arcega-Whiteside	2	22/5	
Andre Dillard (IR)	2	16/4	
T.J. Edwards (IR)	2	20/8	
Marcus Epps	2	21/2	13/2
Travis Fulgham	2	7/4	4/4
Nate Herbig	2	9/7	
Craig James	2	21/1	18/1
Miles Sanders	2	21/16	
Boston Scott	2	20/4	
Alex Singleton	2	17/2	
Brett Toth	2	2/0	
Greg Ward	2	14/8	
Hakeem Butler	1	2/0	
Sua Opet	1	5/1	
Shaun Bradley	R	7/0	
Jack Driscoll	R	6/2	
John Hightower	R	7/4	
Jason Huntley	R	3/0	
Jalen Hurts	R	6/0	
Luke Juriga	R	4/0	
Jalen Reagor (IR)	R	2/2	
Davion Taylor	R	7/0	
K'Von Wallace	R	6/1	
Quez Watkins	R	2/0	

PERSONNEL MOVES



- ▶ **January 6:** Signed the following players to reserve/future contracts: WR **River Cracraft**, TE **Alex Ellis**, WR **Marcus Green**, DT **Albert Huggins**, QB **Kyle Lauletta**, WR **Marken Michel**, C **Keegan Render**, CB **Tremon Smith**
- ▶ **January 10:** Signed CB **Trevor Williams** to reserve/future contract
- ▶ **February 6:** Made the following changes to the coaching staff: Hired **Rich Scangarello** as senior offensive assistant ... Named **Press Taylor** passing game coordinator/quarterbacks coach ... Named **Matt Burke** run game coordinator/defensive line coach ... Hired **Marquand Manuel** as defensive backs coach ... Hired **Aaron Moorehead** as wide receivers coach ... Hired **Andrew Breiner** as pass game analyst ... Named **T.J. Paganetti** assistant run game coordinator/assistant running backs coach ... Named **Dino Vasso** assistant coordinator/defense
- ▶ **February 19:** Released LB **Nigel Bradham**
- ▶ **March 5:** Hired **Marty Mornhinweg** as senior offensive consultant
- ▶ **March 13:** Tendered exclusive rights FA P **Cameron Johnston**
- ▶ **March 16:** Agreed to terms with DT **Hassan Ridgeway** on 1-year contract
- ▶ **March 17:** Agreed to terms with S **Rodney McLeod** on 2-year contract ... Agreed to terms with DB **Jalen Mills** on 1-year contract ... Agreed to terms with QB **Nate Sudfeld** on 1-year contract
- ▶ **March 18:** Agreed to terms with DT **Javon Hargrave** on 3-year contract
- ▶ **March 19:** Agreed to terms on a trade with Detroit to acquire CB **Darius Slay** in exchange for 2020 third-round draft choice (85th overall) and 2020 fifth-round draft choice (166th overall) ... Agreed to terms with **Darius Slay** on 3-year contract extension
- ▶ **March 21:** Agreed to terms with LB **Jatavis Brown** on 1-year contract ... Agreed to terms with S **Will Parks** on 1-year contract
- ▶ **March 25:** Agreed to terms with CB **Nickell Robey-Coleman** on 1-year contract
- ▶ **April 23:** Selected WR **Jalen Reagor** (Texas Christian) in 1st round (21st overall)
- ▶ **April 24:** Selected QB **Jalen Hurts** (Oklahoma) in 2nd round (53rd overall) ... Selected LB **Davion Taylor** (Colorado) in 3rd round (103rd overall)
- ▶ **April 25:** Selected S **K'Von Wallace** (Clemson) in 4th round (127th overall) ... Selected T **Jack Driscoll** (Auburn) in 4th round (145th overall) ... Traded pick No. 146 to Dallas in exchange for pick No. 164 and 2021 5th-round draft choice ... Traded pick No. 164 to Miami in exchange for picks No. 173 and No. 227 ... Selected WR **John Hightower** (Boise State) in 5th round (168th overall) ... Traded picks No. 173 and No. 227 to Chicago in exchange for picks No. 196, No. 200 and No. 233 ... Acquired WR **Marquise Goodwin** and pick No. 2010 from San Francisco in exchange for pick No. 190 ... Selected LB **Shaun Bradley** (Temple) in 6th round (196th overall) ... Selected WR **Quez Watkins** (Southern Mississippi) in 6th round (200th overall) ... Selected T **Prince Tega Wanogho** (Auburn) in 6th round (210th overall) ... Selected DE **Casey Toohill** (Stanford) in 7th round (233rd overall) ... Agreed to terms with the following UDFA's: DB **Grayland Arnold**, WR **Manasseh Bailey**, G **Julian Good-Jones**, DB **Michael Jacquet**, C **Luke Juriga**, RB **Adrian Killins**, LB **Dante Olson**, DB **Elijah Riley**, DB **Prince Smith**, TE **Noah Togiai**, RB **Michael Warren** and DT **Raequan Williams**
- ▶ **April 26:** Agreed to terms with UDFA WR **Khalil Tate**
- ▶ **April 27:** Acquired DE **Matt Leo** as part of the International Player Pathway Program
- ▶ **April 28:** Exercised DE **Derek Barnett's** 5th-year option ... Claimed T **Casey Tucker** off waivers from Detroit
- ▶ **April 29:** Agreed to terms on 1-year contract with RB **Corey Clement**
- ▶ **April 30:** Waived WR **River Cracraft** and WR **Marken Michel**
- ▶ **May 19:** Signed T **Prince Tega Wanogho**
- ▶ **July 8:** Signed WR **Quez Watkins**
- ▶ **July 14:** Agreed to terms with G **Jason Peters** on 1-year contract
- ▶ **July 17:** Signed G **Jason Peters** ... Waived TE **Alex Ellis**
- ▶ **July 20:** Agreed to terms with the following draft selections: WR **Jalen Reagor**, QB **Jalen Hurts**, LB **Davion Taylor**, S **K'Von Wallace**, T **Jack Driscoll**, WR **John Hightower**, LB **Shaun Bradley**, DE **Casey Toohill** ... Waived WR **Khalil Tate**
- ▶ **July 21:** Waived C **Keegan Render** ... Released CB **Trevor Williams**
- ▶ **July 26:** Waived WR **Shelton Gibson**, WR **Marcus Green**, DE **Daeshon Hall**, DT **Albert Huggins** and CB **Tremon Smith**
- ▶ **July 28:** Placed WR **Alshon Jeffery** on Active/PUP
- ▶ **July 29:** Placed LB **Nathan Gerry**, T **Lane Johnson** and T **Jordan Mailata** on Reserve/COVID-19
- ▶ **August 4:** Claimed TE **Caleb Wilson** off waivers ... Placed G **Brandon Brooks** on Active/Physically Unable to Perform
- ▶ **August 7:** Waived DT **Bruce Hector** and DB **Prince Smith**
- ▶ **August 9:** Activated LB **Nathan Gerry** from Reserve/COVID-19 ... Placed LB **Jatavis Brown** on Reserve/Retired
- ▶ **August 10:** Signed DE **Vinny Curry** to 1-year contract
- ▶ **August 11:** Activated T **Lane Johnson** from Reserve/COVID-19
- ▶ **August 13:** Activated T **Jordan Mailata** from Reserve/COVID-19
- ▶ **August 17:** Signed WR **Marcus Green** ... Waived QB **Kyle Lauletta**
- ▶ **August 20:** Claimed WR **Travis Fulgham** off waivers
- ▶ **August 23:** Activated WR **Travis Fulgham** ... Waived T **Casey Tucker**
- ▶ **August 25:** Signed TE **Tyrone Swoopes** ... Waived/injured WR **Robert Davis**
- ▶ **August 26:** Signed DT **T.Y. McGill** and CB **Trevor Williams** ... Placed TE **Joshua Perkins** on Reserve/Injured ... Waived LB **Dante Olson**
- ▶ **September 3:** Placed T **Andre Dillard** on Reserve/Injured ... Waived the following: DB **Grayland Arnold**, WR **Manasseh Bailey**, WR **Deontay Burnett**, WR **Travis Fulgham**, G **Julian Good-Jones**, WR **Marcus Green**, RB **Elijah Holyfield**, C **Luke Juriga**, RB **Adrian Killins**, DB **Elijah Riley**, TE **Tyrone Swoopes** and RB **Michael Warren**
- ▶ **September 4:** Waived DB **Michael Jacquet**, DE **Matt Leo** and TE **Caleb Wilson** ... Released DT **T.Y. McGill** and CB **Trevor Williams**
- ▶ **September 5:** Placed G **Brandon Brooks** on Reserve/Physically Unable to Perform ... Waived the following: CB **Rasul Douglas**, CB **Sidney Jones**, DE **Shareef Miller**, G **Sua Opeti**, DE **Joe Ostman**, DT **Anthony Rush**, T **Prince Tega Wanogho**, DT **Raequan Williams**
- ▶ **September 6:** Claimed RB **Jason Huntley** off waivers ... Signed the following practice squad players: DB **Grayland Arnold**, WR **Deontay Burnett**, WR **Travis Fulgham**, RB **Elijah Holyfield**, C **Luke Juriga**, DE **Matt Leo**, RB **Adrian Killins**, QB **Josh McCown**, G **Sua Opeti**, DE **Joe Ostman**, DB **Elijah Riley**, T **Prince Tega Wanogho**, RB **Michael Warren**, DT **Raequan Williams**, CB **Trevor Williams**, and TE **Caleb Wilson** ... Released CB **Cre'Von LeBlanc**
- ▶ **September 7:** Signed CB **Cre'Von LeBlanc**

PERSONNEL MOVES



- ▶ **September 8:** Signed TE **Richard Rodgers** ... Protected the following practice squad players: WR **Deontay Burnett**, G **Sua Opeta**, DE **Joe Ostman** and CB **Trevor Williams**
- ▶ **September 9:** Signed DT **T.Y. McGill** to practice squad
- ▶ **September 10:** Signed T **Jason Peters** to restructured contract for 2020 season
- ▶ **September 12:** Elevated DT **T.Y. McGill** and G **Sua Opeta** from practice squad to active roster for Week 1 at Washington
- ▶ **September 15:** Signed G **Sua Opeta** from practice squad to active roster ... Signed TE **Jordan Franks** to practice squad ... Placed DE **Vinny Curry** and CB **Craig James** on Reserve/Injured ... Agreed to sign G **Jamon Brown** from Chicago's practice squad ... Protected the following practice squad players: WR **Deontay Burnett**, DT **T.Y. McGill**, DE **Joe Ostman** and CB **Trevor Williams**
- ▶ **September 19:** Elevated CB **Trevor Williams** from practice squad to active roster for Week 2 vs. L.A. Rams
- ▶ **September 22:** Placed G **Isaac Seumalo** on Reserve/Injured ... Protected the following practice squad players: DB **Grayland Arnold**, WR **Deontay Burnett**, C **Luke Juriga** and DT **T.Y. McGill**
- ▶ **September 24:** Promoted CB **Trevor Williams** from practice squad to active roster ... Signed WR **Marcus Green** to practice squad
- ▶ **September 26:** Elevated DB **Grayland Arnold** and WR **Deontay Burnett** from practice squad to active roster for Week 3 vs. Cincinnati
- ▶ **September 29:** Agreed to sign TE **Hakeem Butler** to active roster from Carolina's practice squad ... Placed TE **Dallas Goedert** on Reserve/Injured ... Activated a 21-day practice window for WR **Quez Watkins** ... Signed TE **Jason Croom** and CB **Michael Jacquet** to practice squad ... Released TE **Jordan Franks** and RB **Michael Warren** from practice squad
- ▶ **September 30:** Placed WR **Jalen Reagor** on Reserve/Injured
- ▶ **October 3:** Signed WR **Travis Fulgham** and RB **Adrian Killins** from practice squad to active roster ... Placed CB **Trevor Williams** on Reserve/Injured ... Elevated WR **Deontay Burnett** and C **Luke Juriga** from practice squad to active roster for Week 4 at San Francisco
- ▶ **October 5:** Waived RB **Adrian Killins**
- ▶ **October 6:** Protected the following practice squad players: DB **Grayland Arnold**, TE **Jason Croom**, DT **T.Y. McGill** and DB **Elijah Riley**
- ▶ **October 7:** Claimed T **Brett Toth** off waivers from Arizona ... Signed RB **Adrian Killins** to practice squad ... Activated 21-day practice window for DE **Vinny Curry** and CB **Craig James**
- ▶ **October 8:** Signed LB **Dante Olson** to practice squad ... Placed LB **T.J. Edwards** and S **Rudy Ford** on Reserve/Injured
- ▶ **October 10:** Signed DB **Grayland Arnold** to active roster ... Activated WR **Quez Watkins** and CB **Craig James** from Reserve/Injured ... Elevated TE **Jason Croom** and DB **Elijah Riley** from practice squad to active roster for Week 5 at Pittsburgh
- ▶ **October 13:** Waived DB **Grayland Arnold** and DE **Casey Toohill** ... Activated a 21-day practice window for S **Will Parks** ... Protected the following practice squad players: TE **Jason Croom** and DB **Elijah Riley**
- ▶ **October 15:** Signed DB **Grayland Arnold** to practice squad
- ▶ **October 16:** Placed G/T **Matt Pryor** on Reserve/COVID-19
- ▶ **October 17:** Activated DE **Vinny Curry** and S **Will Parks** from Reserve/Injured ... Elevated TE **Jason Croom** and DB **Elijah Riley** from practice squad to active roster for Week 6 vs. Baltimore
- ▶ **October 19:** Signed DE **Shareef Miller** to practice squad
- ▶ **October 20:** Released CB **Trevor Williams** from Reserve/Injured ... Protected the following practice squad players: T **Prince Tega Wanogho** and DT **T.Y. McGill**
- ▶ **October 21:** Released G **Jamon Brown** ... Signed TE **Jason Croom** from practice squad to active roster
- ▶ **October 22:** Activated G/T **Matt Pryor** from Reserve/COVID-19 list ... Placed TE **Zach Ertz** on Reserve/Injured ... Signed G **Jamon Brown** to practice squad and elevated Brown and DT **T.Y. McGill** from practice squad to active roster for Week 7 vs. N.Y. Giants
- ▶ **October 26:** Activated 21-day practice windows for LB **T.J. Edwards**, S **Rudy Ford**, T **Jason Peters** and WR **Jalen Reagor** ... Placed WR **DeSean Jackson** and DT **Hassan Ridgeway** on Reserve/Injured

GAME-BY-GAME STARTERS



	OFFENSE											
	QB	RB	WR	WR	WR	TE	TE	LT	LG	C	RG	RT
@Was	Wentz	Scott	Jackson	Reagor	---	Ertz	Goedert	Peters	Seumalo	Kelce	Herbig	Driscoll
LAR	Wentz	Sanders	Jackson	Reagor	Ward	Ertz	---	Peters	Seumalo	Kelce	Herbig	Johnson
Cin	Wentz	Sanders	Jackson	Ward	Hightower	Ertz	---	Peters	Herbig	Kelce	Pryor	Johnson
@SF	Wentz	Sanders	Fulgham	Hightower	---	Ertz	Rodgers	Mailata	Herbig	Kelce	Pryor	Johnson
@Pit	Wentz	Sanders	Fulgham	Hightower	Ward	Ertz	---	Mailata	Herbig	Kelce	Pryor	Johnson
Bal	Wentz	Sanders	Fulgham	Hightower	Ward	Ertz	---	Mailata	Herbig	Kelce	Brown	Driscoll
NYG	Wentz	Scott	Jackson	Fulgham	Ward	Rodgers	---	Mailata	Opeta	Kelce	Herbig	Johnson
Dal												
@NYG												
@Cle												
Sea												
@GB												
NO												
@Ari												
@Dal												
Was												

	DEFENSE											
	DE	DT	DT	DE	OLB	MLB	OLB	CB	CB	CB/S	S	S
@Was	Graham	Cox	Jackson	Curry	Gerry	Edwards	---	Slay	Maddox	LeBlanc	McLeod	Mills
LAR	Graham	Cox	Jackson	Sweat	Gerry	Edwards	---	Slay	Maddox	Epps	McLeod	Mills
Cin	Graham	Cox	Jackson	Sweat	Gerry	Edwards	Riley	Slay	Maddox	---	McLeod	Mills
@SF	Graham	Cox	Jackson	Sweat	Gerry	Edwards	Riley	Slay	Mills	---	McLeod	Wallace
@Pit	Graham	Cox	Hargrave	Barnett	Gerry	Riley	---	Slay	Mills	Robey-Coleman	McLeod	Epps
Bal	Graham	Cox	Jackson	Barnett	Gerry	Singleton	---	Slay	Robey-Coleman	Parks	McLeod	Mills
NYG	Graham	Cox	Hargrave	Barnett	Gerry	Singleton	---	Slay	Robey-Coleman	Parks	McLeod	Mills
Dal												
@NYG												
@Cle												
Sea												
@GB												
NO												
@Ari												
@Dal												
Was												

PARTICIPATION CHART



PLAYER	@Was	LAR	Cin	@SF	@Pit	Bal	NYG	Dal	@NYG	@Cle	Sea	@GB	NO	@Ari	@Dal	Was	G/S	IA	DNP
Arcega-Whiteside, J.J.	P	P	P	IA	P	P	P										6/0	1	---
Arnold, Grayland	PS	PS	P	P	P	PS	PS										3/0	---	---
Avery, Genard	P	IA	P	P	P	P	P										6/0	1	---
Barnett, Derek	IA	P	P	P	DE	DE	DE										6/3	1	---
Bradley, Shaun	P	P	P	P	P	P	P										7/0	---	---
Brooks, Brandon	PUP	PUP	PUP	PUP	PUP	PUP	PUP										0/0	---	---
Brown, Jamon	X	IA	IA	DNP	DNP	RG	P										2/1	2	2
Burnett, Deontay	PS	PS	P	P	PS	PS	PS										2/0	---	---
Butler, Hakeem	X	X	X	IA	IA	IA	P										2/0	2	---
Clement, Corey	P	P	P	P	P	P	P										7/0	---	---
Cox, Fletcher	DT	DT	DT	DT	DT	DT	DT										7/7	---	---
Croom, Jason	X	X	X	PS	P	P	P										3/0	---	---
Curry, Vinny	DE	IR	IR	IR	IR	P	P										3/1	---	---
Dillard, Andre	IR	IR	IR	IR	IR	IR	IR										0/0	---	---
Driscoll, Jack	RT	P	P	P	P	RT	IA										6/2	1	---
Edwards, T.J.	MLB	MLB	MLB	MLB	IR	IR	IR										4/4	---	---
Elliott, Jake	P	P	P	P	P	P	P										7/0	---	---
Epps, Marcus	P	S	P	P	S	IA	P										6/2	1	---
Ertz, Zach	TE	TE	TE	TE	TE	TE	IR										6/6	---	---
Ford, Rudy	P	P	IA	P	IR	IR	IR										3/0	1	---
Fulgham, Travis	PS	PS	PS	WR	WR	WR	WR										4/4	---	---
Gerry, Nathan	OLB	OLB	OLB	OLB	OLB	MLB	MLB										7/7	---	---
Goedert, Dallas	TE	P	P	IR	IR	IR	IR										3/1	---	---
Graham, Brandon	DE	DE	DE	DE	DE	DE	DE										7/7	---	---
Hall, Daeshon	PUP	PUP	PUP	PUP	PUP	PUP	PUP										0/0	---	---
Hargrave, Javon	IA	P	P	P	DT	P	DT										6/2	1	---
Herbig, Nate	RG	RG	LG	RG	LG	LG	RG										7/7	---	---
Hightower, John	P	P	WR	WR	WR	WR	P										7/4	---	---
Huntley, Jason	P	IA	IA	DNP	IA	P	P										3/0	3	1
Hurts, Jalen	IA	P	P	P	P	P	P										6/0	1	---
Jackson, DeSean	WR	WR	WR	IA	IA	IA	WR										4/4	3	---
Jackson, Malik	DT	DT	DT	DT	P	DT	IA										6/5	1	---
James, Craig	P	IR	IR	IR	P	P	P										4/0	---	---
Jeffery, Alshon	IA	IA	IA	IA	IA	IA	IA										0/0	7	---
Johnson, Lane	IA	RT	RT	RT	RT	IA	RT										5/5	2	---
Johnston, Cameron	P	P	P	P	P	P	P										7/0	---	---
Juriga, Luke	PS	PS	PS	P	P	P	P										4/0	---	---
Kelce, Jason	C	C	C	C	C	C	C										7/7	---	---
Killins, Adrian	PS	PS	PS	P	PS	PS	PS										1/0	---	---
LeBlanc, Cre'Von	CB	P	P	P	P	P	P										7/1	---	---
Lovato, Rick	P	P	P	P	P	P	P										7/0	---	---
Maddox, Avonte	CB	CB	CB	IA	IA	IA	P										4/3	3	---
Mailata, Jordan	P	P	P	LT	LT	LT	LT										7/4	---	---
McGill, T.Y.	P	PS	PS	PS	PS	PS	P										2/0	---	---
McLeod, Rodney	S	S	S	S	S	S	S										7/7	---	---
Mills, Jalen	S	S	S	CB	CB	S	S										7/7	---	---
Opeta, Sua	DNP	IA	P	P	P	P	LG										5/1	1	1
Parks, Will	IR	IR	IR	IR	IR	S	S										2/2	---	---
Perkins, Joshua	IR	IR	IR	IR	IR	IR	IR										0/0	---	---
Peters, Jason	LT	LT	LT	IR	IR	IR	IR										3/3	---	---
Pryor, Matt	P	P	RG	LG	RG	CV	P										6/3	---	---
Reagor, Jalen	WR	WR	IA	IR	IR	IR	IR										2/2	1	---
Ridgeway, Hassan	P	P	P	P	P	P	P										7/0	---	---
Riley, Duke	P	P	OLB	OLB	OLB	IA	P										6/3	1	---
Riley, Elijah	PS	PS	PS	PS	P	P	PS										2/0	---	---
Robey-Coleman, N.	P	P	P	P	CB	CB	CB										7/3	---	---
Rodgers, Richard	P	P	P	TE	P	P	TE										7/2	---	---
Sanders, Miles	IA	RB	RB	RB	RB	RB	IA										5/5	2	---
Scott, Boston	RB	P	P	P	P	P	RB										7/2	---	---
Seumalo, Isaac	LG	LG	IR	IR	IR	IR	IR										2/2	---	---
Singleton, Alex	P	P	P	P	P	OLB	OLB										7/2	---	---
Slay, Darius	CB	CB	CB	CB	CB	CB	CB										7/7	---	---
Sudfeld, Nate	DNP	IA	IA	IA	IA	IA	IA										0/0	6	1
Sweat, Josh	P	DE	DE	DE	P	P	P										7/2	---	---
Taylor, Davion	P	P	P	P	P	P	P										7/0	---	---
Toohill, Casey	IA	P	IA	IA	IA	X	X										1/0	4	---
Toth, Brett	X	X	X	X	EX	P	P										2/0	---	---
Wallace, K'Von	P	P	P	S	P	P	IA										6/1	1	---
Ward, Greg	P	WR	WR	P	WR	WR	WR										7/5	---	---
Watkins, Quez	IR	IR	IR	IR	P	P	IA										2/0	1	---
Wentz, Carson	QB	QB	QB	QB	QB	QB	QB										7/7	---	---
Williams, Trevor	PS	P	P	IR	IR	IR	X										2/0	---	---

POSITION - start **P** - played (did not start) **IA** - inactive **IR** - Injured Reserve **DNP** - dressed but did not play **PS** - practice squad member **PUP** - Reserve/Physically Unable to Perform **NFI** - Reserve/Non-Football Injury **SUSP** - Reserve/Commissioner Exempt **X** - not with team **EX** - roster exemption **CV** - Reserve/COVID-19

SNAP COUNTS



	OFFENSE	@Was	LAR	Cin	@SF	@Pit	Bal	NYG	Dal	@NYG	@Cle	Sea	@GB	NO	@Ari	@Dal	Was	Snap	Pct
	TOTAL PLAYS	68	71	91	62	59	72	81										504	
QB	Carson Wentz	68	71	91	62	59	72	81										504	100%
	Jalen Hurts	IA	3	3	4	2	7	5										24	5%
	Nate Sudfeld	DNP	IA	IA	IA	IA	IA	IA										0	0%
RB	Miles Sanders	IA	55	71	48	50	29	IA										253	50%
	Boston Scott	38	13	13	9	7	35	56										171	34%
	Corey Clement	25	3	6	4	3	7	18										66	13%
WR	Jason Huntley	1	IA	IA	DNP	IA	0	8										9	2%
	Adrian Killins	PS	PS	PS	8	PS	PS	PS										8	2%
	Greg Ward	30	13	76	48	41	58	77										343	68%
	John Hightower	27	7	78	50	48	43	30										283	56%
	Travis Fulgham	PS	PS	PS	37	46	58	78										219	43%
	DeSean Jackson	37	55	28	IA	IA	IA	39										159	32%
	Jalen Reagor	40	60	IA	IR	IR	IR	IR										100	20%
	J.J. Arcega-Whiteside	28	16	18	IA	8	12	13										95	19%
	Deontay Burnett	PS	PS	39	19	PS	PS	PS										58	12%
	Quez Watkins	IR	IR	IR	IR	5	15	IA										20	4%
TE	Alshon Jeffery	IA	IA	IA	IA	IA	IA	IA										0	0%
	Zach Ertz	58	67	84	59	56	48	IR										372	74%
	Richard Rodgers	2	0	33	22	19	43	69										188	37%
OFFENSIVE LINE	Dallas Goedert	54	63	6	IR	IR	IR	IR										123	24%
	Jason Croom	X	X	X	PS	2	1	9										12	2%
	Hakeem Butler	X	X	X	IA	IA	0	1										1	1%
	Joshua Perkins	IR	IR	IR	IR	IR	IR	IR										0	0%
	Nate Herbig	68	71	91	62	59	72	81										504	100%
	Jason Kelce	68	71	91	62	59	72	81										504	100%
	Lane Johnson	IA	69	91	37	39	IA	60										296	59%
	Jordan Mailata	18	0	2	62	59	72	81										294	58%
	Matt Pryor	0	46	91	62	59	CV	22										280	56%
	Jason Peters	68	71	89	IR	IR	IR	IR										228	45%
	Jack Driscoll	50	2	0	27	27	55	IA										161	32%
	Isaac Seumalo	68	25	IR	IR	IR	IR	IR										93	18%
	Sua Opet	DNP	IA	0	0	1	4	81										86	17%
	Jamon Brown	X	IA	IA	DNP	DNP	72	0										72	14%
	Brett Toth	X	X	X	X	EX	17	1										18	4%
	Brandon Brooks	PUP	PUP	PUP	PUP	PUP	PUP	PUP										0	0%
	Andre Dillard	IR	IR	IR	IR	IR	IR	IR										0	0%
	Luke Juriga	PS	PS	PS	0	0	0	0										0	0%

	DEFENSE	@Was	LAR	Cin	@SF	@Pit	Bal	NYG	Dal	@NYG	@Cle	Sea	@GB	NO	@Ari	@Dal	Was	Snap	Pct
	TOTAL PLAYS	70	69	72	73	75	73	60										492	
DEFENSIVE LINE	Fletcher Cox	57	48	55	50	54	57	52										373	76%
	Brandon Graham	38	44	58	56	57	44	43										340	69%
	Malik Jackson	55	41	42	41	37	32	IA										248	50%
	Derek Barnett	IA	33	38	43	49	40	38										241	49%
	Josh Sweat	49	39	38	27	28	36	24										241	49%
	Javon Hargrave	IA	25	32	42	49	42	42										232	47%
	Hassan Ridgeway	30	23	15	23	24	15	7										137	28%
	Genard Avery	20	IA	11	16	14	7	0										68	14%
	Vinny Curry	22	IR	IR	IR	IR	19	20										61	12%
	T.Y. McGill	16	PS	PS	PS	PS	PS	15										31	6%
LB	Casey Toohill	IA	22	IA	IA	IA	X	X										22	4%
	Daeshon Hall	PUP	PUP	PUP	PUP	PUP	PUP	PUP										0	0%
	Nathan Gerry	69	69	70	72	75	68	55										478	97%
	Duke Riley	57	49	7	47	56	IA	34										250	51%
	Alex Singleton	10	0	1	15	28	65	40										159	32%
DEFENSIVE BACKS	T.J. Edwards	20	29	51	18	IR	IR	IR										118	24%
	Shaun Bradley	8	0	0	2	4	32	1										47	10%
	Davion Taylor	0	0	0	0	0	11	0										11	2%
	Rodney McLeod	70	69	72	73	75	73	60										492	100%
	Jalen Mills	64	69	71	73	73	62	59										471	96%
	Darius Slay	64	67	66	73	60	73	59										462	94%
	Nickell Robey-Coleman	41	41	26	30	32	62	59										291	59%
	Cre'Von LeBlanc	10	3	59	31	30	23	32										188	38%
	Avonte Maddox	61	69	39	IA	IA	IA	3										172	35%
	Marcus Epps	3	16	8	44	54	IA	0										125	25%
	Will Parks	IR	IR	IR	IR	IR	39	17										56	11%
	K'Von Wallace	6	0	1	27	13	0	IA										47	10%
	Trevor Williams	PS	2	32	IR	IR	IR	X										34	7%
	Craig James	0	IR	IR	IR	13	1	0										14	3%
	Elijah Riley	PS	PS	PS	PS	0	2	PS										2	1%
	Grayland Arnold	PS	PS	0	0	0	PS	PS										0	0%
	Rudy Ford	0	0	IA	0	IR	IR	IR										0	0%

SNAP COUNTS



SPECIAL TEAMS	@Was	LAR	Cin	@SF	@Pit	Bal	NYG	Dal	@NYG	@Cle	Sea	@GB	NO	@Ari	@Dal	Was	Snap	Pct
TOTAL PLAYS	33	21	36	24	17	29	26										186	
Bradley, Shaun	25	15	25	19	16	23	20										143	77%
Singleton, Alex	23	15	25	19	16	25	20										143	77%
Clement, Corey	9	15	25	19	16	23	20										127	68%
Riley, Duke	24	16	26	20	15	IA	22										123	66%
Epps, Marcus	28	21	25	12	10	IA	20										116	62%
Taylor, Davion	14	8	12	11	9	29	19										102	55%
Edwards, T.J.	27	21	30	10	IR	IR	IR										88	47%
Rodgers, Richard	15	12	17	13	13	14	3										87	47%
James, Craig	25	IR	IR	IR	17	23	15										80	43%
Wallace, K'Von	15	15	25	11	2	4	IA										72	39%
McLeod, Rodney	10	12	13	8	6	14	8										71	38%
Gerry, Nathan	6	7	6	6	8	19	10										62	33%
Robey-Coleman, Nickell	10	11	8	6	6	13	8										62	33%
Elliott, Jake	8	8	12	8	9	6	8										59	32%
Johnston, Cameron	9	5	11	9	6	7	8										55	30%
Lovato, Rick	9	5	11	9	6	7	8										55	30%
Ridgeway, Hassan	10	9	10	5	10	7	4										55	30%
Ford, Rudy	23	21	IA	9	IR	IR	IR										53	28%
Avery, Genard	8	0	13	6	12	6	5										50	27%
Arnold, Grayland	PS	PS	12	15	16	PS	PS										43	23%
Graham, Brandon	4	8	6	2	6	8	4										38	20%
Scott, Boston	6	7	6	3	7	5	0										34	18%
Barnett, Derek	0	7	6	2	6	8	4										33	18%
Jackson, Malik	5	7	6	2	6	6	IA										32	17%
Butler, Hakeem	X	X	X	IA	IA	15	14										29	16%
Mills, Jalen	0	1	6	4	5	10	3										29	16%
Parks, Will	IR	IR	IR	IR	IR	19	10										29	16%
Ward, Greg	2	1	6	6	2	7	5										29	16%
Hargrave, Javon	0	6	6	2	6	2	4										26	14%
Herbig, Nate	4	3	5	3	4	1	3										23	12%
Mailata, Jordan	4	3	5	3	4	1	3										23	12%
Slay, Darius	0	1	5	1	5	8	3										23	12%
LeBlanc, Cre'Von	4	1	1	1	5	5	5										22	12%
Driscoll, Jack	4	3	5	3	4	1	IA										20	11%
Croom, Jason	X	X	X	PS	7	7	4										18	10%
Pryor, Matt	0	3	5	3	4	CV	3										18	10%
Opeta, Sua	DNP	IA	5	3	4	1	3										16	9%
Riley, Elijah	PS	PS	PS	PS	P	16	PS										16	9%
Curry, Vinny	3	IR	IR	IR	IR	6	3										12	6%
Juriga, Luke	PS	PS	PS	3	4	1	3										11	6%
Williams, Trevor	PS	0	9	IR	IR	IR	X										9	5%
Fulgham, Travis	PS	PS	PS	7	0	0	0										7	4%
Goedert, Dallas	4	3	0	IR	IR	IR	IR										7	4%
Reagor, Jalen	6	1	IA	IR	IR	IR	IR										7	4%
Sweat, Josh	7	0	0	0	0	0	0										7	4%
Ertz, Zach	0	0	5	1	0	0	IR										6	3%
Huntley, Jason	P	IA	IA	DNP	IA	2	4										6	3%
McGill, T.Y.	4	PS	PS	PS	PS	PS	2										6	3%
Maddox, Avonte	0	1	2	IA	IA	IA	2										5	3%
Seumalo, Isaac	4	1	IR	IR	IR	IR	IR										5	3%
Brown, Jamon	X	IA	IA	DNP	DNP	1	3										4	2%
Cox, Fletcher	0	1	0	0	0	2	1										4	2%
Jackson, DeSean	0	0	1	IA	IA	IA	1										2	1%
Arcega-Whiteside, J.J.	0	0	0	IA	0	0	1										1	1%
Johnson, Lane	0	1	0	0	0	IA	0										1	1%



2020 EAGLES STATISTICS



[FRONT OFFICE & COACHING STAFF](#)

[PLAYER BIOS](#)

[ROSTER BREAKDOWN](#)

[2020 EAGLES STATISTICS](#)

[RECORD BOOK](#)

[OFF THE FIELD](#)

SEASON STATISTICS



REGULAR SEASON RESULTS (2-4-1)

DATE	OPPONENT	RESULT	SCORE	ATTENDANCE
September 13	at Washington	L	17-27	---
September 20	Los Angeles Rams	L	19-37	---
September 27	Cincinnati Bengals	T	23-23	---
October 4	at San Francisco 49ers	W	25-20	---
October 11	at Pittsburgh Steelers	L	29-38	4,708
October 18	Baltimore Ravens	L	28-30	---
October 22	New York Giants	W	22-21	---
November 1	Dallas Cowboys			
November 15	at New York Giants			
November 22	at Cleveland Browns			
November 30	Seattle Seahawks			
December 6	at Green Bay Packers			
December 13	New Orleans Saints			
December 20	at Arizona Cardinals			
December 27	at Dallas Cowboys			
January 3	Washington			

TEAM STATISTICS

	EAGLES	OPPONENTS
TOTAL FIRST DOWNS	155	156
RUSHING	50	42
PASSING	86	98
PENALTY	19	16
3RD DOWN: MADE/ATTEMPTS	43/99	40/95
3RD DOWN PERCENTAGE	43.4%	42.1%
4TH DOWN: MADE/ATTEMPTS	4/11	2/4
4TH DOWN PERCENTAGE	36.4%	50.0%
POSSESSION AVERAGE	29:02	30:58
TOTAL NET YARDS	2418	2456
AVERAGE PER GAME	345.4	350.9
TOTAL PLAYS	474	466
AVERAGE PER PLAY	5.1	5.3
NET YARDS RUSHING	830	913
AVERAGE PER GAME	118.6	130.4
TOTAL RUSHES	167	204
NET YARDS PASSING	1588	1543
AVERAGE PER GAME	226.9	220.4
SACKED/YARDS LOST	28/190	24/164
GROSS YARDS	1778	1707
ATTEMPTS/COMPLETIONS	279/164	238/163
COMPLETION PERCENTAGE	58.8	68.5
HAD INTERCEPTED	10	3
PUNTS/AVERAGE	32/50.9	35/44.9
NET PUNTING AVERAGE	45.3	42.7
PENALTIES/YARDS	41/347	55/474
FUMBLES/BALL LOST	12/3	9/5
TOUCHDOWNS	20	24
RUSHING	8	11
PASSING	10	13
RETURNS	2	0

SEASON STATISTICS



PASSING

PLAYER	ATT	CMP	YDS	PCT	Y/A	TD	TD%	INT	INT%	LG	SACK	LOST	RATE
Carson Wentz	278	163	1760	58.6%	6.3	10	3.6%	10	3.6%	59	28	190	74.3
Jalen Hurts	1	1	18	100.0%	18.0	0	0.0%	0	0.0%	18	0	0	118.8
EAGLES	279	164	1778	58.8%	6.4	10	3.6%	10	3.6%	59	28	190	74.6
OPPONENTS	238	163	1707	68.5%	7.2	13	5.5%	3	1.3%	42	24	164	102.0

RUSHING

PLAYER	ATT	YDS	AVG	LG	TD
Miles Sanders	71	434	6.1	74t	3
Carson Wentz	35	185	5.3	40	5
Boston Scott	33	113	3.4	13	0
Jalen Hurts	9	51	5.7	20	0
Corey Clement	13	39	3.0	7	0
Jason Huntley	3	14	4.7	10	0
DeSean Jackson	1	12	12.0	12	0
Greg Ward	1	-6	-6.0	-6	0
Adrian Killins	1	-12	-12.0	-12	0
EAGLES	167	830	5.0	74t	8
OPPONENTS	204	913	4.5	80	11

RECEIVING

PLAYER	REC	YDS	AVG	LG	TD
Greg Ward	29	233	8.0	29t	3
Zach Ertz	24	178	7.4	30	1
Travis Fulgham	23	357	15.5	42t	3
Richard Rodgers	15	184	12.3	30	0
DeSean Jackson	13	155	11.9	27	0
Dallas Goedert	13	138	10.6	34t	1
Miles Sanders	12	91	7.6	28	0
Boston Scott	10	94	9.4	18t	1
John Hightower	9	166	18.4	59	0
Jalen Reagor	5	96	19.2	55	0
Deontay Burnett	3	19	6.3	10	0
Corey Clement	3	14	4.7	12	0
J.J. Arcega-Whiteside	2	45	22.5	37	0
Jalen Hurts	1	3	3.0	3	0
Jason Croom	1	3	3.0	3t	1
Adrian Killins	1	2	2.0	2	0
Jason Huntley	0	0	0.0	0	0
Hakeem Butler	0	0	0.0	0	0
EAGLES	164	1778	10.8	59	10
OPPONENTS	163	1707	10.5	42	13

FIELD GOALS

PLAYER	1-19	20-29	30-39	40-49	50+	TOTAL
Jake Elliott	0/0	1/2	5/5	1/1	1/4	8/12
EAGLES	0/0	1/2	5/5	1/1	1/4	8/12
OPPONENTS	0/0	1/1	3/3	5/6	1/1	10/11

SEASON STATISTICS



PUNTING

PLAYER	NO	YDS	AVG	NET	TB	IN 20	LG	BLK
Cameron Johnston	32	1630	50.9	45.3	2	12	66	0
EAGLES	32	1630	50.9	45.3	2	12	66	0
OPPONENTS	35	1572	44.9	42.7	1	16	59	0

KICKOFF RETURNS

PLAYER	NO	YDS	AVG	LG	TD
Boston Scott	9	167	18.6	25	0
Corey Clement	1	22	22.0	22	0
Jason Huntley	1	16	16.0	16	0
EAGLES	11	205	18.6	25	0
OPPONENTS	9	209	23.2	37	0

PUNT RETURNS

PLAYER	NO	FC	YDS	AVG	LG	TD
Greg Ward	9	11	50	5.6	11	0
Jalen Reagor	2	2	6	3.0	6	0
DeSean Jackson	1	1	2	2.0	2	0
EAGLES	12	14	58	4.8	11	0
OPPONENTS	21	6	142	6.8	19	0

SCORING

PLAYER	TD	RUSH	REC	RET	PAT	FG	2 PT	SAF	PTS
Jake Elliott	0	0	0	0	11/11	8/12	0	0	35
Carson Wentz	5	5	0	0	---	---	0	0	30
Greg Ward	3	0	3	0	---	---	1	0	20
Travis Fulgham	3	0	3	0	---	---	0	0	18
Miles Sanders	3	3	0	0	---	---	0	0	18
J.J. Arcega-Whiteside	1	0	0	1	---	---	1	0	8
Zach Ertz	1	0	1	0	---	---	1	0	8
Alex Singleton	1	0	0	1	---	---	0	0	6
Jason Croom	1	0	1	0	---	---	0	0	6
Dallas Goedert	1	0	1	0	---	---	0	0	6
John Hightower	0	0	0	0	---	---	1	0	2
EAGLES	20	8	10	2	11/11	8/12	4	0	163
OPPONENTS	24	11	13	0	22/23	10/11	0	0	196

SCORE BY QUARTERS

	Q1	Q2	Q3	Q4	OT	TOTAL
EAGLES	35	43	20	65	0	163
OPPONENTS	49	37	52	58	0	196

SEASON STATISTICS



DEFENSE

PLAYER	TOTAL	SOLO	ASST	TFL	SACKS	QPH	INT	PD	FF	FR
Rodney McLeod	54	39	15	3	0.0	0	1	5	0	1
Jalen Mills	54	36	18	3	1.5	6	1	1	1	0
Nathan Gerry	50	33	17	4	1.0	2	0	2	0	0
Darius Slay	38	34	4	2	0.0	0	0	7	0	0
Brandon Graham	25	21	4	9	6.0	18	0	0	1	0
Avonte Maddox	24	19	5	1	0.0	0	0	3	0	0
Duke Riley	23	15	8	2	0.5	0	0	0	1	0
Josh Sweat	21	11	10	5	3.0	8	0	2	2	0
Cre'Von LeBlanc	20	15	5	1	1.0	1	0	3	1	1
Alex Singleton	20	13	7	0	0.0	4	1	1	0	0
Fletcher Cox	19	13	6	5	1.5	11	0	1	0	0
Marcus Epps	19	15	4	0	0.0	0	0	2	0	0
Malik Jackson	19	11	8	2	1.5	18	0	0	0	1
Nickell Robey-Coleman	18	13	5	0	0.0	0	0	1	0	0
Derek Barnett	17	12	5	5	3.5	12	0	0	0	0
T.J. Edwards	15	11	4	1	0.0	1	0	0	0	0
Hassan Ridgeway	12	10	2	2	1.0	2	0	0	0	0
K'Von Wallace	8	5	3	0	0.0	0	0	0	0	0
Javon Hargrave	7	3	4	0	1.0	7	0	0	0	0
Genard Avery	6	3	3	1	1.5	6	0	1	0	0
Vinny Curry	4	3	1	0	0.5	1	0	0	0	1
Will Parks	4	3	1	0	0.0	0	0	0	0	0
Trevor Williams	4	4	0	0	0.0	0	0	1	0	0
Shaun Bradley	3	2	1	1	0.0	0	0	0	0	0
Davion Taylor	2	2	0	0	0.0	0	0	0	0	0
Craig James	1	1	0	0	0.0	0	0	0	0	0
T.Y. McGill	1	0	1	0	0.5	2	0	0	0	0
TOTALS	488	347	141	47	24.0	99	3	30	6	4

INTERCEPTIONS

PLAYER	NO	YDS	AVG	LG	TD
Alex Singleton	1	30	30.0	30t	1
Rodney McLeod	1	21	21.0	21	0
Jalen Mills	1	5	5.0	5	0
EAGLES	3	56	18.7	30t	1
OPPONENTS	10	35	3.5	32	0

SEASON STATISTICS



DEFENSIVE LEADERS

SACKS

Brandon Graham	6.0
Derek Barnett	3.5
Josh Sweat	3.0
Several players tied	1.5

TACKLES FOR LOSS

Brandon Graham	9
Derek Barnett	5
Fletcher Cox	5
Josh Sweat	5
Nathan Gerry	4

QB PRESSURES & HITS

Brandon Graham	18
Malik Jackson	18
Derek Barnett	12
Fletcher Cox	11
Josh Sweat	8

PASSES DEFENSED

Darius Slay	7
Rodney McLeod	5
Cre'Von LeBlanc	3
Avonte Maddox	3
Several players tied	2

FORCED FUMBLES

Josh Sweat	2
Cre'Von LeBlanc	1
Jalen Mills	1
Duke Riley	1

FUMBLE RECOVERIES

Vinny Curry	1
Malik Jackson	1
Cre'Von LeBlanc	1
Rodney McLeod	1

FUMBLE RECOVERIES (SPECIAL TEAMS)

SPECIAL TEAMS TACKLES

PLAYER

NO

Shaun Bradley	6
Corey Clement	6
Rudy Ford	6
Rick Lovato	6
Marcus Epps	5
Duke Riley	5
Alex Singleton	5
T.J. Edwards	3
Richard Rodgers	3
Davion Taylor	3
Grayland Arnold	2
Genard Avery	2
Nathan Gerry	1
Craig James	1
K'Von Wallace	2
Hakeem Butler	1
Jake Elliott	1
Rodney McLeod	1
Elijah Riley	1

TOTALS	62
---------------	-----------

SEASON STATISTICS



WEEKLY NFL RANKINGS

WEEK	OFFENSE			DEFENSE		
	Rush	Pass	Total	Rush	Pass	Total
Week 1	30	T-21	29	5	3	1
Week 2	29	23	28	22	5	9
Week 3	17	24	24	9	7	5
Week 4	18	27	28	12	17	10t
Week 5	18	26	28	17	10	13
Week 6	12	26	27	21t	12	16
Week 7	15	24	25	24	7	12
Week 8						
Week 9						
Week 10						
Week 11						
Week 12						
Week 13						
Week 14						
Week 15						
Week 16						
Week 17						

RED ZONE DRIVES

	TOTAL	TD	FG	MFG	DOWN	FUM	INT	CLOCK	PTS	TD%	SCORE%
EAGLES	23	14	5	1	1	0	1	1	113	60.8	82.6
OPPONENTS	24	18	3	0	1	0	1	1	135	75.0	87.5

GOAL-TO-GO DRIVES

	TOTAL	TD	FG	MFG	DOWN	FUM	INT	CLOCK	PTS	TD%	SCORE%
EAGLES	13	11	1	0	1	0	0	0	80	84.6	92.3
OPPONENTS	19	17	1	0	1	0	0	0	122	89.5	94.7

LONGEST DRIVES

	EAGLES	OPPONENTS
MOST PLAYS	16 (twice) at SF (10/4/20) 16-62 (7:31), FG	16 vs LAR (9/20/20) 16-68 (5:49), FG
MOST YARDS	86 vs Bal (10/18/20) 2-86 (0:53), TD	97 vs NYG (10/22/20) 15-97(7:50), TD
MOST TIME	7:31 at SF (10/4/20) 16-62 (7:31), FG	7:50 vs NYG. (10/22/20) 15-97 (7:50), TD

LONGEST TOUCHDOWN DRIVES

	EAGLES	OPPONENTS
MOST PLAYS	12 vs Bal (10/18/20) 12-81 (3:04)	15 vs NYG (10/22/20) 15-97 (7:50)
MOST YARDS	86 vs Bal (10/18/20) 2-86 (0:53)	97 vs NYG (10/22/20) 15-97 (7:50)
MOST TIME	6:59 vs Cin. (9/27/20) 16-82 (6:59)	7:50 vs NYG (10/22/20) 15-97 (7:50)

REPLAY CHALLENGES – EAGLES (2 CHALLENGES, 2 OVERTURNED), OPPONENTS (1 CHALLENGE, 1 OVERTURNED)

GAME-BY-GAME STATS



GAME-BY-GAME OFFENSE

GAME		SCORE				1ST DOWN				3RD DOWN		4TH DOWN		NET YARDS			TO			
		PTS	OPP PTS	DIFF	OT	TOTAL	RUSH	PASS	PEN	CONV	ATT	CONV	ATT	TOTAL	RUSH	PASS				
Sep 13	at Was	17	27	-10	---	19	3	13	3	5	14	0	2	265	57	208	3	3	20	30:39
Sep 20	LAR	19	37	-18	---	25	11	13	1	7	12	0	1	363	121	242	3	5	30	28:47
Sep 27	Cin	23	23	0	0	27	12	11	4	10	21	0	0	381	175	206	2	11	93	37:44
Oct 4	at SF	25	20	5	---	18	6	9	3	4	13	2	2	267	93	174	1	3	25	29:29
Oct 11	at Pit	29	38	-9	---	20	4	14	2	10	14	0	1	336	94	242	2	9	84	25:17
Oct 18	Bal	28	30	-2	---	19	6	10	3	3	12	1	3	364	134	170	1	3	20	23:30
Oct 22	NYG	22	21	1	---	27	8	16	3	4	13	1	2	442	96	346	1	7	75	32:38
Nov 1	Dal																			
Nov 15	at NYG																			
Nov 22	at Cle																			
Nov 30	Sea																			
Dec 6	at GB																			
Dec 13	NO																			
Dec 20	at Ari																			
Dec 27	at Dal																			
Jan 3	Was																			
TOTALS																				

GAME-BY-GAME DEFENSE

GAME		SCORE				1ST DOWN				3RD DOWN		4TH DOWN		NET YARDS			TO			
		PTS	OPP PTS	DIFF	OT	TOTAL	RUSH	PASS	PEN	CONV	ATT	CONV	ATT	TOTAL	RUSH	PASS				
Sep 13	at Was	27	17	10	---	18	5	11	2	5	18	1	2	239	80	159	0	7	55	29:21
Sep 20	LAR	37	19	18	---	30	11	17	2	7	12	1	1	449	191	258	1	4	24	31:13
Sep 27	Cin	23	23	0	0	24	2	19	3	3	13	0	0	304	48	256	0	9	73	32:16
Oct 4	at SF	20	25	-5	---	25	4	20	1	5	11	0	1	417	116	301	3	6	42	30:31
Oct 11	at Pit	38	29	9	---	25	7	13	5	11	15	0	0	367	136	231	1	8	86	34:43
Oct 18	Bal	20	28	2	---	17	7	10	0	6	16	0	0	355	182	173	0	12	132	36:30
Oct 22	NYG	21	22	-1	---	17	6	8	3	3	10	0	0	325	160	165	3	9	62	27:22
Nov 1	Dal																			
Nov 15	at NYG																			
Nov 22	at Cle																			
Nov 30	Sea																			
Dec 6	at GB																			
Dec 13	NO																			
Dec 20	at Ari																			
Dec 27	at Dal																			
Jan 3	Was																			
TOTALS																				

GAME-BY-GAME STATS



EAGLES GAME-BY-GAME LEADERS

GAME	PASS YARDS	RUSH YARDS	RECEPTIONS	REC YARDS	TOUCHDOWNS	TACKLES	SACKS
Sep 13 at Was	C. Wentz - 270	B. Scott - 35	D. Goedert - 8	D. Goedert - 101	Two players - 1	A. Maddox - 9	J. Sweat - 1.0
Sep 20 LAR	C. Wentz - 242	M. Sanders - 95	D. Jackson - 6	D. Jackson - 64	Two players - 1	J. Mills - 14	B. Graham - 1.0
Sep 27 Cin	C. Wentz - 225	M. Sanders - 95	G. Ward - 11	G. Ward - 72	Two players - 1	R. McLeod - 10	Two players - 2.0
Oct 4 at SF	C. Wentz - 193	M. Sanders - 46	Two players - 4	T. Fulgham - 57	Three players - 1	R. McLeod - 13	Several players-1.0
Oct 11 at Pit	C. Wentz - 258	M. Sanders - 80	T. Fulgham - 10	T. Fulgham - 152	Miles Sanders - 2	D. Riley - 11	Two players - 0.5
Oct 18 Bal	C. Wentz - 213	M. Sanders - 118	T. Fulgham - 6	T. Fulgham - 75	C. Wentz - 2	A. Singleton - 9	B. Graham - 2.0
Oct 22 NYG	C. Wentz - 359	B. Scott - 46	R. Rodgers - 6	R. Rodgers - 85	Three players - 1	N. Gerry - 7	Several players-1.0
Nov 1 Dal							
Nov 15 at NYG							
Nov 22 at Cle							
Nov 30 Sea							
Dec 6 at GB							
Dec 13 NO							
Dec 20 at Ari							
Dec 27 at Dal							
Jan 3 Was							

OPPONENT GAME-BY-GAME LEADERS

GAME	PASS YARDS	RUSH YARDS	RECEPTIONS	REC YARDS	TOUCHDOWNS	TACKLES	SACKS
Sep 13 at Was	D. Haskins - 178	A. Gibson - 36	T. McLaurin - 5	T. McLaurin - 61	P. Barber - 2	Two players - 8	R. Kerrigan - 2.0
Sep 20 LAR	J. Goff - 267	D. Henderson - 81	Two players - 5	C. Kupp - 81	T. Higbee - 3	M. Kiser - 16	---
Sep 27 Cin	J. Burrow - 312	J. Mixon - 49	T. Boyd - 10	T. Boyd - 125	T. Higgins - 2	C. Dunlap - 9	C. Lawson - 2.0
Oct 4 at SF	N. Mullens - 200	J. McKinnon - 54	G. Kittle - 15	G. Kittle - 183	Four players - 1	K. Alexander - 9	Two players - 1
Oct 11 at Pit	B. Roethlisberger-239	R. McCloud - 63	C. Claypool - 7	C. Claypool - 110	C. Claypool - 3	M. Hilton - 8	S. Tuitt - 1.5
Oct 18 Bal	L. Jackson - 186	L. Jackson - 108	M. Brown - 4	M. Brown - 57	Three players - 1	M. Humphrey - 8	C. Campbell - 3.0
Oct 22 NYG	D. Jones - 187	D. Jones - 92	Two players - 6	S. Shepard - 59	Three players - 1	B. Martinez - 9	Three players - 1
Nov 1 Dal							
Nov 15 at NYG							
Nov 22 at Cle							
Nov 30 Sea							
Dec 6 at GB							
Dec 13 NO							
Dec 20 at Ari							
Dec 27 at Dal							
Jan 3 Was							

GAME-BY-GAME STATS



EAGLES DRIVE EFFICIENCY

			DRIVES ENDED BY...												
GAME		QUARTERBACK	DRIVES	TD	FG	MFG	PUNT	DOWN	INT	FUM	SAF	CLOCK	PTS	PTS/DR	DR %
Sep 13	at Was	C. Wentz	15	2	1	1	5	2	2	1	0	1	17	1.13	20.0
Sep 20	LAR	C. Wentz	10	2	2	0	2	1	2	1	0	0	19	1.9	40.0
Sep 27	Cin	C. Wentz	13	2	3	0	6	0	2	0	0	0	23	1.77	38.5
Oct 4	at SF	C. Wentz	10	2	1	0	6	0	1	0	0	0	17	1.7	30.0
Oct 11	at Pit	C. Wentz	10	4	0	1	2	0	2	0	0	1	29	2.9	40.0
Oct 18	Bal	C. Wentz	14	4	0	1	6	2	0	1	0	0	28	2.0	28.6
Oct 22	NYG	C. Wentz	13	3	1	1	5	1	1	0	0	1	22	1.69	30.8
Nov 1	Dal														
Nov 15	at NYG														
Nov 22	at Cle														
Nov 30	Sea														
Dec 6	at GB														
Dec 13	NO														
Dec 20	at Ari														
Dec 27	at Dal														
Jan 3	Was														
		C. Wentz	85	19	8	4	32	6	10	2	0	3	155	1.82	31.8
		TOTAL	85	19	8	4	32	6	10	2	0	3	155	1.82	31.8

OPPONENT DRIVE EFFICIENCY

			DRIVES ENDED BY...												
GAME		QUARTERBACK	DRIVES	TD	FG	MFG	PUNT	DOWN	INT	FUM	SAF	CLOCK	PTS	PTS/DR	DR %
Sep 13	at Was	D. Haskins	15	3	2	1	7	1	0	0	0	1	27	1.80	33.3
Sep 20	LAR	J. Goff	10	5	1	0	2	0	0	0	0	2	37	3.70	60.0
Sep 27	Cin	J. Burrow	15	2	3	0	7	0	0	0	0	3	23	1.53	33.3
Oct 4	at SF	N. Mullens	10	2	0	0	4	0	2	1	0	1	14	1.4	20.0
		C. Beathard	2	1	0	0	0	1	0	0	0	0	6	3.0	50.0
		TOTAL	12	2	0	0	4	1	2	1	0	1	20	1.7	25.0
Oct 11	at Pit	B. Roethlisberger	10	5	1	0	2	0	0	1	0	1	38	3.8	60.0
Oct 18	Bal	L. Jackson	14	3	3	0	7	0	0	0	0	1	30	2.14	42.9
Oct 22	NYG	D. Jones	13	3	0	0	6	0	1	2	0	1	21	1.61	23.1
Nov 1	Dal														
Nov 15	at NYG														
Nov 22	at Cle														
Nov 30	Sea														
Dec 6	at GB														
Dec 13	NO														
Dec 20	at Ari														
Dec 27	at Dal														
Jan 3	Was														
		TOTAL	89	23	10	1	35	2	3	4	0	10	196	2.20	37.1

GAME-BY-GAME STATS



EAGLES THIRD DOWNS

GAME		1	2	3	4	5	6	7	8	9	10+	TOTAL
Sep 13	at Was	0-0	2-2	0-1	0-1	0-1	0-0	1-2	1-1	0-0	1-6	5-14
Sep 20	LAR	0-0	2-3	2-2	1-1	0-1	1-2	0-0	0-1	0-0	1-2	7-12
Sep 27	Cin	2-2	0-0	3-5	1-1	0-0	1-1	0-3	1-2	1-2	1-5	10-21
Oct 4	at SF	2-2	1-1	1-1	0-0	0-0	0-2	0-0	0-4	0-2	0-1	4-13
Oct 11	at Pit	2-2	0-0	1-1	2-2	0-2	0-0	0-0	1-1	1-1	3-5	10-14
Oct 18	Bal	0-0	0-1	0-0	0-0	0-2	1-2	0-0	1-1	0-1	1-5	3-12
Oct 22	NYG	1-3	0-0	1-1	1-1	0-0	0-0	0-3	0-1	0-2	1-2	4-13
Nov 1	Dal											
Nov 15	at NYG											
Nov 22	at Cle											
Nov 30	Sea											
Dec 6	at GB											
Dec 13	NO											
Dec 20	at Ari											
Dec 27	at Dal											
Jan 3	Was											
TOTALS		7-9	5-7	8-11	5-6	0-6	3-7	1-8	4-11	2-8	8-26	43-99
		(77.8%)	(71.4%)	(72.7%)	(83.3%)	(0.0%)	(42.8%)	(12.5%)	(36.3%)	(25.0%)	(30.8%)	(43.4%)

OPPONENT THIRD DOWNS

GAME		1	2	3	4	5	6	7	8	9	10+	TOTAL
Sep 13	at Was	1-1	0-3	1-2	0-2	0-0	1-2	0-0	1-2	1-2	0-4	5-18
Sep 20	LAR	1-1	2-2	2-2	0-0	0-0	1-2	0-1	0-0	1-2	0-2	7-12
Sep 27	Cin	0-0	1-2	0-1	0-1	0-0	1-1	0-1	0-1	0-0	1-6	3-13
Oct 4	at SF	2-2	0-0	0-0	0-0	1-1	1-1	1-1	0-0	0-0	0-6	5-11
Oct 11	at Pit	1-1	1-1	0-0	4-4	1-1	2-2	0-0	1-1	0-0	1-5	11-15
Oct 18	Bal	1-1	0-1	1-1	0-1	1-1	0-0	0-1	0-0	0-2	3-8	6-16
Oct 22	NYG	0-0	1-1	0-0	0-0	1-1	0-0	0-2	0-0	1-1	0-5	3-10
Nov 1	Dal											
Nov 15	at NYG											
Nov 22	at Cle											
Nov 30	Sea											
Dec 6	at GB											
Dec 13	NO											
Dec 20	at Ari											
Dec 27	at Dal											
Jan 3	Was											
TOTALS		6-6	5-10	4-6	4-8	4-4	6-8	1-6	2-4	3-7	5-36	40-95
		(100.0%)	(50.0%)	(66.7%)	(50.0%)	(100%)	(75.0%)	(16.7%)	(50.0%)	(42.9%)	(13.9%)	(42.1%)

GAME-BY-GAME STATS



TAKEAWAYS

GAME	TURNOVER	STARTING LOS	POINT OF TURNOVER	RESULTING LOS	QUARTER	RESULT (POINTS)
Sep 13	at Was	---	---	---	---	---
Sep 20	LAR	---	---	---	---	---
Sep 27	Cin	---	---	---	---	---
Oct 4	at SF	R. McLeod INT (N. Mullens)	PHI 14	PHI 6	PHI 27	2 Punt (0)
		M. Jackson FR (C. LeBlanc FF of N. Mullens)	SF 45	SF 42	SF 42	4 Touchdown (7)
		+ A. Singleton INT (N. Mullens)	SF 25	SF 30	---	4 Touchdown (7)
Oct 11	at Pit	C. LeBlanc FR (D. Riley FF of B. Roethlisberger)	PIT 49	PHI 39	PHI 45	4 Missed FG (0)
Oct 18	Bal	---	---	---	---	---
Oct 22	NYG	J. Mills INT (D. Jones)	PHI 47	PHI 39	PHI 44	2 Interception (0)
		R. McLeod FR (J. Sweat FF of D. Lewis)	NYG 35	NYG 39	NYG 42	2 Missed FG (0)
		V. Curry FR (B. Graham FF of D. Jones)	NYG 23	NYG 17	NYG 17	4 End of Game (0)
Nov 1	Dal					
Nov 15	at NYG					
Nov 22	at Cle					
Nov 30	Sea					
Dec 6	at GB					
Dec 13	NO					
Dec 20	at Ari					
Dec 27	at Dal					
Jan 3	Was					

TOTALS: 7 takeaways resulting in 14 points

L.O.S. Line of scrimmage * Red zone play + Touchdown return (ST) Special teams play (TB) Touchback (OFF) Offensive recovery

GAME-BY-GAME STATS



GIVEAWAYS

GAME	TURNOVER		STARTING LOS	POINT OF TURNOVER	RESULTING LOS	QUARTER	RESULT (POINTS)
Sep 13	at Was	F. Moreau INT (C. Wentz)	PHI 28	PHI 45	PHI 45	2	Touchdown (7)
		J. Moreland INT (C. Wentz)	PHI 45	WAS 48	PHI 20	3	Touchdown (7)
		R. Kerrigan FR (D. Payne FF of C. Wentz)	PHI 25	PHI 22	PHI 16	4	Downs (0)
Sep 20	LAR	K.Young FR (M. Kiser FF of M. Sanders)	PHI 35	PHI 41	PHI 41	1	Touchdown (7)
		D. Williams INT (C. Wentz)	LA 21	LA -2	LA 20	3	Field Goal (3)
		T. Hill INT (C. Wentz)	PHI 36	PHI 42	PHI 42	4	End of Game (0)
Sep 27	Cin	L. Wilson INT (C. Wentz)	PHI 48	CIN 44	CIN 44	1	Punt (0)
		L. Sims INT (C. Wentz)	PHI 28	PHI 44	PHI 44	3	Field Goal (3)
Oct 4	at SF	A. Al-Shaair INT (C. Wentz)	SF 39	SF 35	SF 35	1	Punt (0)
Oct 11	at Pit	S. Nelson INT (C. Wentz)	PHI 15	PHI 26	PHI 23	3	Touchdown (7)
		S. Nelson INT (C. Wentz)	PHI 15	PIT 25	PIT 25	4	End of Game (0)
Oct 18	Bal	C. Clark FR (D. Elliott FF of C. Wentz)	PHI 30	PHI 35	PHI 33	1	Touchdown (7)
Oct 22	NYG	J. Bradberry INT (C. Wentz)	NYG 20	NYG -4	NYG 20	2	Punt (0)
Nov 1	Dal						
Nov 15	at NYG						
Nov 22	at Cle						
Nov 30	Sea						
Dec 6	at GB						
Dec 13	NO						
Dec 20	at Ari						
Dec 27	at Dal						
Jan 3	Was						

TOTALS: 13 giveaways resulting in 41 points

L.O.S. Line of scrimmage * Red zone play + Touchdown return (ST) Special teams play (TB) Touchback (OFF) Offensive recovery



EAGLES 20+ YARD PLAYS

PASSING (20+ YARDS)

59	Carson Wentz to John Hightower (10/22/20 vs NYG)
55	Carson Wentz to Jalen Reagor (9/13/20 at Was.)
50	Carson Wentz to John Hightower (10/18/20 vs. Bal)
42	Carson Wentz to Travis Fulgham (10/4/20 at SF)
40	Carson Wentz to Travis Fulgham (10/22/20 vs NYG)
37	Carson Wentz to J.J Arcega-Whiteside (10/11/20 at Pit.)
34t	Carson Wentz to Dallas Goedert (9/13/20 at Was.)
31	Carson Wentz to Travis Fulgham (10/11/20 at Pit)
30	Carson Wentz to Richard Rodgers (10/22/20 vs NYG)
30	Carson Wentz to Zach Ertz (9/27/20 vs. Cin.)
29	Carson Wentz to Greg Ward (9/27/20 vs. Cin.)
28	Carson Wentz to Miles Sanders (10/4/20 at SF)
27	Carson Wentz to DeSean Jackson (9/13/20 at Was.)
25	Carson Wentz to DeSean Jackson (9/20/20 vs LAR)
24	Carson Wentz to Travis Fulgham (10/11/20) at Pit.)
23	Carson Wentz to Richard Rodgers (10/4/20 at SF)
23	Carson Wentz to Dallas Goedert (9/13/20 at Was.)
22	Carson Wentz to Miles Sanders (9/20/20 vs LAR)
20	Carson Wentz to Travis Fulgham (10/11/20 at Pit.)
20	Carson Wentz to Greg Ward (10/4/20 at SF)
20	Carson Wentz to Greg Ward (10/4/20 at SF)

RUSHING (20+ YARDS)

81	Miles Sanders (10/18/20 vs. Bal)
74	Miles Sanders (10/11/20 at Pit.)
40	Carson Wentz (10/18/20 vs. Bal)
27	Carson Wentz (9/27/20 vs. Cin.)
26	Miles Sanders (10/18/20 vs. Bal)
24	Carson Wentz (9/27/20 vs. Cin.)
20	Jalen Hurts (10/18/20 vs. Bal)



OPPONENT 20+ YARD PLAYS

PASSING (20+ YARDS)

42	Joe Burrow to Giovani Bernard (9/27/20 vs. Cin.)
39	Daniel Jones to Golden Tate (10/22/20 vs NYG)
38	Nick Mullens to George Kittle (10/4/20 at SF)
35	Ben Roethlisberger to Chase Claypool (10/11/20 at Pit.)
32	Lamar Jackson to Willie Snead (10/18/20 vs. Bal)
32	Ben Roethlisberger to Chase Claypool (10/11/20 at Pit.)
29	Daniel Jones to Sterling Shepard (10/22/20 vs NYG)
28	Nick Mullens to George Kittle (10/4/20 at SF)
28	Jared Goff to Tyler Higbee (9/20/20 vs LAR)
28	Jared Goff to Darrell Henderson (9/20/20 vs LAR)
25	Joe Burrow to Tyler Boyd (9/27/20 vs. Cin.)
24	Joe Burrow to Tyler Boyd (9/27/20 vs. Cin.)
24	Jared Goff to Cooper Kupp (9/20/20 vs LAR)
21	Jared Goff to Van Jefferson (9/20/20 vs LAR)
21	Jared Goff to Cooper Kupp (9/20/20 vs LAR)
21	Dwayne Haskins to Terry McLaurin (9/13/20 at Was.)
20	Lamar Jackson to Marquise Brown (10/18/20 vs Bal)
20	Nick Mullens to George Kittle (10/4/20 at SF)
20	C.J. Beathard to Kendrick Bourne (10/4/20 at SF)
20	Jared Goff to Josh Reynolds (9/20/20 vs LAR)

RUSHING (20+ YARDS)

80	Daniel Jones (10/22/20 vs NYG)
58	Ray Ray McCloud (10/11/20 at Pit.)
40	Darrell Henderson (9/20/20 vs LAR)
38	Brandon Aiyuk (10/4/20 at SF)
37	Lamar Jackson (10/18/20 vs. Bal)
25	James Conner (10/11/20 at Pit.)
24	Lamar Jackson (10/18/20 vs. Bal)
24	Dwayne Haskins (9/13/20 at Was.)
21	Lamar Jackson (10/18/20 vs. Bal)
20	Antonio Gibson (9/13/20 at Was.)



RECORD BOOK



FRONT OFFICE & COACHING STAFF

PLAYER BIOS

ROSTER BREAKDOWN

2020 EAGLES STATISTICS

RECORD BOOK

OFF THE FIELD

SERVICE RECORDS




MOST SEASONS PLAYED

Rk	Player	Seasons
1.	Chuck Bednarik (C/LB) (1949-62).....	14
2t.	Brian Dawkins (S) (1996-2008).....	13
	Harold Carmichael (WR) (1971-83).....	13
	Frank "Bucko" Kilroy (OL/DL) (1943-55).....	13
	Vic Sears (DT) (1941-53).....	13
6t.	David Akers (K) (1999-2010).....	12
	Jason Peters (T) (2009-)	12
	Jerry Sisemore (T) (1973-84).....	12
	Bobby Walston (K/WR) (1951-62).....	12

MOST GAMES PLAYED

Rk	Player	Games
1.	David Akers (K) (1999-2010).....	188
2.	Brian Dawkins (S) (1996-2008).....	183
3.	Harold Carmichael (WR) (1971-83).....	180
4.	Brent Celek (TE) (2007-17).....	175
5.	Chuck Bednarik (C/LB) (1949-62).....	169
6.	Tra Thomas (T) (1998-2008).....	166
7.	Jon Dorenbos (LS) (2006-16).....	162
8.	Randy Logan (S) (1973-83).....	159
9.	Guy Morriss (C) (1973-83).....	158
10.	Jerry Sisemore (T) (1973-84).....	156
11.	Trent Cole (DE/LB) (2005-14).....	155
12.	Brandon Graham (DE) (2010-)	150
13t.	Ken Clarke (DT) (1978-87).....	148
	Donovan McNabb (QB) (1999-2009).....	148
	Bobby Walston (K/WR) (1951-62).....	148
16.	Jon Runyan (T) (2000-08).....	144
17.	Jason Peters (T) (2009-)	143
18.	Ron Jaworski (QB) (1977-86).....	142
19.	William Thomas (LB) (1991-99).....	140
20t.	Andre Waters (S) (1984-93).....	137
	Wes Hopkins (S) (1983-93).....	137



CHUCK BEDNARIK

MOST CONSECUTIVE GAMES PLAYED

Rk	Player	Games
1t.	Jon Dorenbos (LS) (2006-16).....	162
	Harold Carmichael (WR) (1971-83).....	162
3.	Randy Logan (S) (1973-83).....	159
4.	Bobby Walston (K/WR) (1951-62).....	148
5.	Jon Runyan (T) (2000-08).....	144
6.	Ken Clarke (DT) (1977-87).....	139
7.	Herman Edwards (DB) (1977-85).....	135
8.	Frank LeMaster (LB) (1974-82).....	129
9.	Sheldon Brown (CB) (2002-09).....	128
10.	Jerry Sisemore (T) (1974-82).....	127

MOST GAMES PLAYED BY POSITION

QUARTERBACK

Rk	Player	Games
1.	Donovan McNabb (1999-2009).....	148
2.	Ron Jaworski (1977-86).....	142
3.	Randall Cunningham (1985-95).....	122
4.	Norm Snead (1964-70).....	85
5.	Sonny Jurgensen (1957-63).....	83

OFFENSIVE LINE

Rk	Player	Games
1.	Chuck Bednarik (1949-62).....	169
2.	Tra Thomas (1998-2008).....	166
3.	Guy Morriss (1973-83).....	158
4.	Jerry Sisemore (1973-84).....	156
5.	Jon Runyan (2000-08).....	144

SECONDARY

Rk	Player	Games
1.	Brian Dawkins (1996-2008).....	183
2.	Randy Logan (1973-83).....	159
3t.	Andre Waters (1984-93).....	137
	Wes Hopkins (1983-93).....	137
5.	Herman Edwards (1977-85).....	135

RUNNING BACK

Rk	Player	Games
1.	Tom Woodeshick (1963-71).....	111
2.	Brian Westbrook (2002-09).....	107
3.	Keith Byars (1986-92).....	105
4.	Wilbert Montgomery (1977-84).....	100
5.	Duce Staley (1997-2003).....	98

DEFENSIVE LINE

Rk	Player	Games
1.	Trent Cole (2005-14).....	155
2.	Brandon Graham (2010-)	150
3.	Ken Clarke (1978-87).....	148
4.	Vic Sears (1941-53).....	131
5.	Hollis Thomas (1996-2005).....	126

KICKER

Rk	Player	Games
1.	David Akers (1999-2010).....	188
2.	Bobby Walston (1951-62).....	148
3.	Sam Baker (1964-69).....	82
4.	Tony Franklin (1979-83).....	73
5.	Paul McFadden (1984-87).....	60

WIDE RECEIVER/TIGHT END

Rk	Player	Games
1.	Harold Carmichael (1971-83).....	180
2.	Brent Celek (2007-17).....	175
3.	Bobby Walston (1951-62).....	148
4.	Pete Retzlaff (1956-66).....	132
5.	Charles Smith (1974-81).....	118

LINEBACKER

Rk	Player	Games
1.	Chuck Bednarik (1949-62).....	169
2.	William Thomas (1991-99).....	140
3.	John Bunting (1972-82).....	132
4.	Frank LeMaster (1974-82).....	129
5.	Seth Joyner (1986-93).....	120

PUNTER

Rk	Player	Games
1.	Donnie Jones (2013-17).....	80
2.	Max Runager (1979-83, '89).....	72
3.	Sean Landeta (1999-2002, '05).....	65
4t.	Sav Rocca (2007-10).....	64
	Jeff Feagles (1990-93).....	64
	Tom Hutton (1995-98).....	64

SCORING RECORDS CAREER



MOST POINTS

Rk	Player	G	TD	XPM	XPA	FGM	FGA	2PT	Pts
1.	David Akers (1999-2010)	188	0	441	447	294	357	0	1,323
2.	Bobby Walston (WR/K) (1951-62)	148	46	365	383	80	157	0	881
3.	Sam Baker (1964-69)	82	0	205	213	90	153	0	475
4.	Harold Carmichael (WR) (1971-83)	180	79	0	0	0	0	0	474
5.	Steve Van Buren (B) (1944-51)	83	77	2	2	0	0	0	464
6.	Tony Franklin (1979-83)	73	0	172	182	80	128	0	412
7.	Brian Westbrook (RB) (2002-09)	107	68	0	0	0	0	1	410
8.	Tommy McDonald (FL) (1957-63)	88	67	0	0	0	0	0	402
9.	Paul McFadden (1984-87)	60	0	117	119	91	124	0	390
10.	Roger Ruzek (1989-93)	58	0	139	151	81	108	0	382
11.	Pete Pihos (E) (1947-55)	107	63	0	0	0	0	0	378
12.	Timmy Brown (B) (1960-67)	96	62	0	0	0	0	0	372
13.	Mike Quick (WR) (1982-90)	101	61	0	0	0	0	0	366
14.	Jake Elliott (2017-)	54	0	118	125	82	100	0	364
15.	Wilbert Montgomery (RB) (1977-84)	100	58	0	0	0	0	0	348
16.	Alex Henery (2011-13)	48	0	116	117	74	86	0	338
17.	LeSean McCoy (RB) (2009-14)	90	54	0	0	0	0	1	326
18t.	Tom Dempsey (1971-74)	47	0	84	90	66	108	0	282
	Pete Retzlaff (E) (1956-66)	132	47	0	0	0	0	0	282
20.	DeSean Jackson (WR) (2008-13, '19-)	92	41	0	0	0	0	0	246

TOUCHDOWNS

Rk	Player	TD
1.	Harold Carmichael (WR) (1971-83)	79
2.	Steve Van Buren (B) (1944-51)	77
3.	Brian Westbrook (RB) (2002-09)	68
4.	Tommy McDonald (FL) (1957-63)	67
5.	Pete Pihos (E) (1947-55)	63
6.	Timmy Brown (B) (1960-67)	62
7.	Mike Quick (WR) (1982-90)	61
8.	Wilbert Montgomery (RB) (1977-84)	58
9.	LeSean McCoy (RB) (2009-14)	54
10.	Pete Retzlaff (E) (1956-66)	47

FGs MADE

Rk	Player	FGM
1.	David Akers (1999-2010)	294
2.	Paul McFadden (1984-87)	91
3.	Sam Baker (1964-69)	90
4.	Jake Elliott (2017-)	82
5.	Roger Ruzek (1989-93)	81
6t.	Tony Franklin (1979-83)	80
	Bobby Walston (WR/K) (1951-62)	80
8.	Alex Henery (2011-13)	74
9.	Tom Dempsey (1971-74)	66
10.	Caleb Sturgis (2015-17)	56

FG ATTEMPTS

Rk	Player	FGA
1.	David Akers (1999-2010)	357
2.	Bobby Walston (WR/K) (1951-62)	157
3.	Sam Baker (1964-69)	153
4.	Tony Franklin (1979-83)	128
5.	Paul McFadden (1984-87)	124
6t.	Roger Ruzek (1989-93)	108
	Tom Dempsey (1971-74)	108
8.	Jake Elliott (2017-)	100
9.	Alex Henery (2011-13)	86
10.	Caleb Sturgis (2015-17)	66



DAVID AKERS

PATS MADE

Rk	Player	XPM
1.	David Akers (1999-2010)	441
2.	Bobby Walston (WR/K) (1951-62)	365
3.	Sam Baker (1964-69)	205
4.	Tony Franklin (1979-83)	172
5.	Cliff Patton (1946-50)	160
6.	Roger Ruzek (1989-93)	139
7.	Jake Elliott (2017-)	118
8.	Paul McFadden (1984-87)	117
9.	Alex Henery (2011-13)	116
10.	Roy Zimmerman (1943-46)	89

PAT ATTEMPTS

Rk	Player	XPA
1.	David Akers (1999-2010)	447
2.	Bobby Walston (WR/K) (1951-62)	383
3.	Sam Baker (1964-69)	213
4.	Tony Franklin (1979-83)	182
5.	Cliff Patton (1946-50)	166
6.	Roger Ruzek (1989-93)	151
7.	Jake Elliott (2017-)	125
8.	Paul McFadden (1984-87)	119
9.	Alex Henery (2011-13)	117
10.	Roy Zimmerman (1943-46)	98

ALL-TIME SCORING

TDs by rushing.....	1,059	TDs by punt return.....	32
TDs by reception.....	1,672	TDs by fumble return.....	83
TDs by INT return.....	101	TDs by blocked punt.....	11
TDs by kickoff return.....	29	FGs made.....	1,362

SCORING RECORDS SEASON



MOST POINTS

Rk	Player	TD	XPM	XPA	FGM	FGA	2PT	Pts
1.	Cody Parkey (2014)	0	54	54	<u>32</u>	36	0	<u>150</u>
2.	David Akers (2008)	0	45	45	33	40	0	<u>144</u>
3.	David Akers (2010)	0	<u>47</u>	<u>47</u>	32	38	0	143
4.	David Akers (2009)	0	43	45	32	37	0	<u>139</u>
5.	Caleb Sturgis (2016)	0	30	31	35	41	0	<u>135</u>
6.	David Akers (2002)	0	43	43	30	34	0	<u>133</u>
7.	David Akers (2004)	0	41	42	<u>27</u>	<u>32</u>	0	<u>122</u>
8.	David Akers (2000)	0	34	36	29	33	0	<u>121</u>
9.	LeSean McCoy (RB) (2011)	20	0	0	0	0	0	<u>120</u>
10.	Alex Henery (2011)	0	46	46	24	27	0	<u>118</u>

Led NFL Led Conference

TOUCHDOWNS

Rk	Player	TD
1.	LeSean McCoy (2011)	20
2.	Steve Van Buren (1945)	18
3t.	Brian Westbrook (2008)	14
	Terrell Owens (2004)	14
	Wilbert Montgomery (1979)	14
	Steve Van Buren (1947)	14

MOST CONSECUTIVE GAMES WITH A TD

Rk	Player	TD
1.	LeSean McCoy (2011)	9
2.	Steve Van Buren (1947)	8
3t.	5x, last: Ricky Watters (1995)	6

FGS MADE

Rk	Player	FGM
1.	Caleb Sturgis (2016)	35
2.	David Akers (2008)	33
3t.	Cody Parkey (2014)	32
	David Akers (2010)	32
	David Akers (2009)	32

MOST CONSECUTIVE FIELD GOALS MADE

Rk	Player	FG
1.	Alex Henery (2012)	22
2.	Jake Elliott (2018-19) (4 in 2018, 16 in 2019)	20
3.	Caleb Sturgis (2016)	18
4t.	Cody Parkey (2014)	17
	Alex Henery (2011-12) (16 in 2011, 1 in 2012)	17
	David Akers (2009)	17
	David Akers (2001)	17
8t.	David Akers (2008)	15
	David Akers (2004)	15
	Jake Elliott (2018)	13
	David Akers (2003)	13
	David Akers (1999-2000) (1 in 1999, 12 in 2000)	13

FG ATTEMPTS

Rk	Player	FGA
1.	Caleb Sturgis (2016)	41
2t.	David Akers (2008)	40
	Tom Dempsey (1973)	40
4.	David Akers (2010)	38
5t.	David Akers (2009)	37
	Paul McFadden (1984)	37

MOST CONSECUTIVE PATS MADE

Rk	Player	XPM
1.	David Akers (2004-2009)	173
2.	David Akers (2001-04)	153
3.	Cliff Patton (1947-49)	84

PATS MADE

Rk	Player	XPM
1.	Cody Parkey (2014)	54
2.	Cliff Patton (1948)	50
3t.	4x, last: David Akers (2006)	48

PAT ATTEMPTS

Rk	Player	XPA
1.	Cody Parkey (2014)	54
2.	Cliff Patton (1948)	50
3t.	David Akers (2006)	48
	Tony Franklin (1980)	48
5.	David Akers (2010)	47




CODY PARKEY



LONGEST FIELD GOALS

Rk	Player	Lg
1.	Jake Elliott (9/24/17 vs. Giants)	61
2.	Tony Franklin (11/12/79 at Cowboys).....	59
3.	David Akers (9/14/03 vs. Patriots).....	57
4.	Jake Elliott (11/11/18 vs. Cowboys)	56
5.	Caleb Sturgis (10/30/16 at Cowboys).....	55
6t.	Cody Parkey (10/26/14 at Cardinals).....	54
	Tom Dempsey (12/12/71 vs. StL Cardinals).....	54
8t.	Jake Elliott (10/13/19 at Vikings)	53
	Jake Elliott (10/1/17 at L.A. Chargers)	53
	Caleb Sturgis (9/19/16 at Bears).....	53
	Caleb Sturgis (11/8/15 at Cowboys).....	53
	David Akers (9/30/07 at Giants).....	53
	David Akers (10/24/99 at Dolphins).....	53
	Roger Ruzek (12/9/90 at Dolphins).....	53



JAKE ELLIOTT

MOST POINTS

Rk	Player	Pts
1.	Bobby Walston (WR/K) (10/17/54 at Washington)	25
2t.	Brian Westbrook (RB) (11/27/08 vs. Cardinals)	24
	Irving Fryar (WR) (10/20/96 vs. Dolphins).....	24
	Wilbert Montgomery (RB) (10/7/79 vs. Washington).....	24
	Wilbert Montgomery (RB) (9/10/78 at Washington).....	24
	Ben Hawkins (FL) (9/28/69 vs. Steelers).....	24
	Tommy McDonald (FL) (10/4/59 vs. Giants).....	24
	Clarence Peaks (B) (11/16/58 vs. Chi. Cardinals).....	24

MOST TOUCHDOWNS

Rk	Player	TD
1t.	Brian Westbrook (RB) (11/27/08 vs. Cardinals)	4
	Irving Fryar (WR) (10/20/96 vs. Dolphins).....	4
	Wilbert Montgomery (RB) (10/7/79 vs. Washington).....	4
	Wilbert Montgomery (RB) (9/10/78 at Washington).....	4
	Ben Hawkins (FL) (9/28/69 vs. Steelers).....	4
	Tommy McDonald (FL) (10/4/59 vs. Giants).....	4
	Clarence Peaks (11/16/58 vs. Chi. Cardinals).....	4

MOST FIELD GOALS MADE

Rk	Player	FGM
1.	Tom Dempsey (11/12/72 at Houston Oilers)	6
2t.	Cody Parkey (11/23/14 vs. Titans).....	5
	Alex Henery (10/6/13 at Giants).....	5
	David Akers (11/18/01 at Cowboys)	5
	Gary Anderson (12/22/96 vs. Cardinals).....	5
	Gary Anderson (10/1/95 at Saints)	5

MOST FIELD GOAL ATTEMPTS

Rk	Player	FGA
1t.	Tom Dempsey (11/12/72 at Houston Oilers)	7
	Sam Baker (12/5/65 vs. Cowboys).....	7
3t.	Cody Parkey (11/23/14 vs. Titans).....	6
	David Akers (10/3/04 at Bears).....	6
	Tom Dempsey (10/7/73 at Bills).....	6

PASSING RECORDS CAREER



MOST PASSING YARDS

Rk	Player	G	Att	Cmp	Pct	Yds	Y/A	TD	INT	Lg	Rate
1.	Donovan McNabb (1999-2009)	148	4,746	2,801	59.0	32,873	6.9	216	100	91t	86.5
2.	Ron Jaworski (1977-86)	142	3,918	2,088	53.3	26,963	6.9	175	151	99t	74.0
3.	Randall Cunningham (1985-95)	122	3,362	1,874	55.7	22,877	6.8	150	105	95t	78.7
4.	Norm Snead (1964-70)	85	2,236	1,154	51.6	15,672	7.0	111	124	87t	67.7
5.	Carson Wentz (2016-)	63	2,333	1,474	63.2	15,951	6.8	107	45	73t	90.5
6.	Tommy Thompson (1941-50)	88	1,396	723	51.8	10,240	7.3	90	100	75t	67.4
7.	Michael Vick (2009-13)	54	1,300	773	59.5	9,984	7.7	57	33	91t	87.7
8.	Sonny Jurgensen (1957-63)	83	1,107	602	54.4	9,639	8.7	76	73	84	79.1
9.	Nick Foles (2012-14, '17-18)	40	1,189	748	62.9	8,703	7.3	58	23	83t	93.2
10.	Bobby Thomason (1952-57)	68	1,113	556	50.0	8,124	7.3	57	80	67t	61.2
11.	Norm Van Brocklin (1958-60)	36	998	542	54.3	7,497	7.5	55	51	91t	75.7
12.	Roman Gabriel (1973-77)	53	1,185	661	55.8	7,221	6.1	47	37	80t	74.2
13.	Adrian Burk (1951-56)	70	960	457	47.6	6,203	6.5	55	77	84t	54.4
14.	Rodney Peete (1995-98)	30	756	434	57.4	4,945	6.5	17	27	62	69.8
15.	Ty Detmer (1996-97)	21	645	372	57.7	4,478	6.9	22	19	57	78.2
16.	King Hill (1961-68)	71	635	325	51.2	4,308	6.8	29	51	92t	54.8
17.	Sam Bradford (2015)	14	532	346	65.0	3,725	7.0	19	14	78t	86.4
18.	Roy Zimmerman (1943-46)	41	435	190	43.7	3,219	7.4	30	43	75t	52.7
19.	Mark Sanchez (2014-15)	13	400	257	64.3	3,034	7.6	18	15	72	86.6
20.	Pete Liske (1971-72)	28	407	214	52.6	2,930	7.2	14	22	69t	64.8

ATTEMPTS

Rk	Player	Att
1.	Donovan McNabb (1999-2009)	4,746
2.	Ron Jaworski (1977-86)	3,918
3.	Randall Cunningham (1985-95)	3,362
4.	Carson Wentz (2016-)	2,333
5.	Norm Snead (1964-70)	2,236
6.	Tommy Thompson (1941-50)	1,396
7.	Michael Vick (2009-13)	1,300
8.	Nick Foles (2012-14, '17-18)	1,189
9.	Roman Gabriel (1973-77)	1,185
10.	Bobby Thomason (1952-57)	1,113

COMPLETIONS

Rk	Player	Cmp
1.	Donovan McNabb (1999-2009)	2,801
2.	Ron Jaworski (1977-86)	2,088
3.	Randall Cunningham (1985-95)	1,874
4.	Carson Wentz (2016-)	1,474
5.	Norm Snead (1964-70)	1,154
6.	Michael Vick (2009-13)	773
7.	Nick Foles (2012-14, '17-18)	748
8.	Tommy Thompson (1941-50)	723
9.	Roman Gabriel (1973-77)	661
10.	Sonny Jurgensen (1957-63)	602

COMPLETION %

Rk	Player	Pct
1.	Sam Bradford (2015)	65.0
2.	Carson Wentz (2016-)	63.2
3.	Nick Foles (2012-14, '17-18)	62.9
4.	Michael Vick (2009-13)	59.5
5.	Donovan McNabb (1999-2009)	59.0
6.	Ty Detmer (1996-97)	57.7
7.	Rodney Peete (1995-98)	57.4
8.	Roman Gabriel (1973-77)	55.8
9.	Randall Cunningham (1985-95)	55.7
10.	Sonny Jurgensen (1957-63)	54.4

YARDS/ATTEMPT

Rk	Player	Y/A
1.	Sonny Jurgensen (1957-63)	8.7
2.	Michael Vick (2009-13)	7.7
3.	Norm Van Brocklin (1958-60)	7.5
4t.	Tommy Thompson (1941-50)	7.3
	Nick Foles (2012-14, '17-18)	7.3
	Bobby Thomason (1952-57)	7.3
7t.	Norm Snead (1964-70)	7.0
	Sam Bradford (2015)	7.0
9t.	Ty Detmer (1996-97)	6.9
	Donovan McNabb (1999-2009)	6.9

TOUCHDOWNS

Rk	Player	TD
1.	Donovan McNabb (1999-2009)	216
2.	Ron Jaworski (1977-86)	175
3.	Randall Cunningham (1985-95)	150
4.	Norm Snead (1964-70)	111
5.	Carson Wentz (2016-)	107
6.	Tommy Thompson (1941-50)	90
7.	Sonny Jurgensen (1957-63)	76
8.	Nick Foles (2012-14, '17-18)	58
9t.	Michael Vick (2009-13)	57
	Bobby Thomason (1952-57)	57

TOUCHDOWN %

Rk	Player	TD%
1.	Sonny Jurgensen (1957-63)	6.9
2.	Tommy Thompson (1941-50)	6.4
3.	Adrian Burk (1951-56)	5.7
4.	Norm Van Brocklin (1958-60)	5.5
5.	Bobby Thomason (1952-57)	5.1
6.	Norm Snead (1964-70)	5.0
7.	Nick Foles (2012-14, '17-18)	4.9
8t.	King Hill (1961-68)	4.6
	Donovan McNabb (1999-2009)	4.6
	Carson Wentz (2016-)	4.6

INTERCEPTIONS

Rk	Player	INT
1.	Ron Jaworski (1977-86)	151
2.	Norm Snead (1964-70)	124
3.	Randall Cunningham (1985-95)	105
4t.	Donovan McNabb (1999-2009)	100
	Tommy Thompson (1941-50)	100
6.	Bobby Thomason (1952-57)	80
7.	Adrian Burk (1951-56)	77
8.	Sonny Jurgensen (1957-63)	73
9t.	King Hill (1961-68)	51
	Norm Van Brocklin (1958-60)	51

INTERCEPTION %

Rk	Player	INT%
1t.	Nick Foles (2012-14, '17-18)	1.9
	Carson Wentz (2016-)	1.9
3.	Donovan McNabb (1999-2009)	2.1
4.	Michael Vick (2009-13)	2.5
5.	Sam Bradford (2015)	2.6
6.	Ty Detmer (1996-97)	3.0
7.	Roman Gabriel (1973-77)	3.1
8.	Randall Cunningham (1985-95)	3.1
9.	Rodney Peete (1995-98)	3.6
10.	Ron Jaworski (1977-86)	3.9

PASSER RATING

Rk	Player	Rate
1.	Nick Foles (2012-14, '17-18)	93.2
2.	Carson Wentz (2016-)	90.5
3.	Michael Vick (2009-13)	87.7
4.	Donovan McNabb (1999-2009)	86.5
5.	Sam Bradford (2015)	86.4
6.	Sonny Jurgensen (1957-63)	79.1
7.	Randall Cunningham (1985-95)	78.7
8.	Ty Detmer (1996-97)	78.2
9.	Norm Van Brocklin (1958-60)	75.7
10.	Roman Gabriel (1973-77)	74.2

PASSING RECORDS SEASON



MOST PASSING YARDS

Rk	Player	Att	Cmp	Pct	Yds	Y/A	TD	INT	Lg	Rate
1.	Carson Wentz (2019)	607	388	63.9	4,039	6.7	27	7	53t	93.1
2.	Donovan McNabb (2008)	571	345	60.4	3,916	6.9	23	11	90t	86.4
3.	Donovan McNabb (2004)	469	300	64.0	3,875	8.3	31	8	80	104.7
4.	Randall Cunningham (1988)	560	301	53.8	3,808	6.8	24	16	80t	77.6
5.	Carson Wentz (2016) *rookie*	607	379	62.4	3,782	6.2	16	14	73t	79.3
6.	Sam Bradford (2015)	532	346	65.0	3,725	7.0	19	14	78t	86.4
7.	Sonny Jurgensen (1961)	416	235	56.5	3,723	9.0	32	24	69	88.1
8.	Donovan McNabb (2009)	443	267	60.3	3,553	8.0	22	10	60t	92.9
9.	Ron Jaworski (1980)	451	257	57.0	3,529	7.8	27	12	56t	91.0
10.	Randall Cunningham (1990)	465	271	58.3	3,466	7.5	30	13	95t	91.6

Led NFL Led Conference

ATTEMPTS

Rk	Player	Att
1t.	Carson Wentz (2019)	607
	Carson Wentz (2016)	607
3.	Donovan McNabb (2008)	571
4.	Donovan McNabb (2000)	569
5.	Randall Cunningham (1988)	560

COMPLETIONS

Rk	Player	Cmp
1.	Carson Wentz (2019)	388
2.	Carson Wentz (2016)	379
3.	Sam Bradford (2015)	346
4.	Donovan McNabb (2008)	345
5.	Donovan McNabb (2000)	330

COMPLETION %

Rk	Player	Pct
1.	Carson Wentz (2018)	69.6
2.	Sam Bradford (2015)	65.0
3.	Mark Sanchez (2014)	64.1
4.	Nick Foles (2013)	64.0
5.	Donovan McNabb (2004)	64.0

YARDS/ATTEMPT

Rk	Player	Y/A
1.	Nick Foles (2013)	9.1
2.	Sonny Jurgensen (1961)	9.0
3.	Sonny Jurgensen (1962)	8.9
4.	Norm Van Brocklin (1960)	8.7
5.	Donovan McNabb (2006)	8.4

TOUCHDOWNS

Rk	Player	TD
1.	Carson Wentz (2017)	33
2.	Sonny Jurgensen (1961)	32
3.	Donovan McNabb (2004)	31
4.	Randall Cunningham (1990)	30
5.	Norm Snead (1967)	29

TOUCHDOWN %

Rk	Player	TD%
1.	Nick Foles (2013)	8.5
2.	Norm Van Brocklin (1960)	8.5
3.	Sonny Jurgensen (1961)	7.7
4.	Carson Wentz (2017)	7.5
5.	Bobby Thomason (1953)	6.9

FEWEST INTERCEPTIONS

Rk	Player	INT
1.	Nick Foles (2013)	2
2t.	Nick Foles (2012)	5
	Bubby Brister (1993)	5
4t.	Michael Vick (2010)	6
	Donovan McNabb (2006)	6
	Donovan McNabb (2002)	6

INTERCEPTION %

Rk	Player	INT%
1.	Nick Foles (2013)	0.6
2.	Carson Wentz (2019)	1.2
3.	Donovan McNabb (2007)	1.5
4.	Carson Wentz (2017)	1.6
5.	Michael Vick (2010)	1.6

PASSER RATING

Rk	Player	Rate
1.	Nick Foles (2013)	119.2
2.	Donovan McNabb (2004)	104.7
3.	Carson Wentz (2018)	102.2
4.	Carson Wentz (2017)	101.9
5.	Michael Vick (2010)	100.2

LONGEST PASSING PLAYS

Rk	Player	Yds
1.	Ron Jaworski to Mike Quick (11/10/1985 vs. Falcons)	99t
2.	Randall Cunningham to Fred Barnett (12/2/1990 at Bills)	95t
3.	Randall Cunningham to Herschel Walker (9/4/1994 at Giants)	93
4.	King Hill to Ben Hawkins (9/22/1968 vs. Giants)	92t
5t.	Michael Vick to DeSean Jackson (12/12/2010 at Cowboys)	91t
	Donovan McNabb to Terrell Owens (10/30/2005 at Broncos)	91t
	Norm Van Brocklin to T. McDonald (10/5/1958 vs. Giants)	91t
8t.	Donovan McNabb to Hank Baskett (9/7/2008 vs. Rams)	90t
	Ron Jaworski to Mike Quick (10/28/1984 vs. StL Cardinals)	90t
10.	A.J. Feeley to Hank Baskett (12/31/2006 vs. Falcons)	89t

NFL Record (tied with 12 others)

MOST CONSECUTIVE COMPLETIONS

Rk	Player	Cmp
1.	Nick Foles (12/30/18 at Washington)	25
2.	Donovan McNabb (Last 10: 11/28/04 at Giants, First 14: 12/5/04 vs. Packers)	24
3.	Donovan McNabb (9/23/07 vs. Lions)	18
4t.	Carson Wentz (12/15/19 at Washington)	15
	Carson Wentz (10/21/18 vs. Panthers)	15
	Donovan McNabb (9/21/08 vs. Steelers)	15

NFL Record (tied with two others) Most consecutive completions to start a game



MOST PASSING YARDS

Rk	Player	Yds
1.	Nick Foles (12/23/18 vs. Texans).....	471
2.	Donovan McNabb (12/5/04 vs. Packers).....	464
3.	Donovan McNabb (11/15/09 at Chargers).....	450
4.	Randall Cunningham (9/17/89 at Washington).....	447
5.	Bobby Thomason (11/8/53 vs. Giants).....	437
6.	Sonny Jurgensen (10/29/61 at Washington).....	436
7t.	Nick Foles (12/15/13 at Vikings).....	428
	Michael Vick (9/15/13 vs. Chargers).....	428
9.	Sonny Jurgensen (12/16/62 at Rams).....	419
10.	Michael Vick (10/2/11 vs. 49ers).....	416
11.	Nick Foles (10/26/14 at Cardinals).....	411
12.	Nick Foles (11/3/13 at Raiders).....	406
13.	Sonny Jurgensen (12/17/61 at Lions).....	403
14.	Randall Cunningham (10/2/89 at Bears).....	401
15.	Vince Young (11/27/11 vs. Patriots).....	400

MOST ATTEMPTS

Rk	Player	Att
1t.	Nick Foles (10/26/14 at Cardinals).....	62
	Randall Cunningham (10/2/89 at Bears).....	62
3.	Carson Wentz (12/4/16 at Bengals).....	60
4.	Donovan McNabb (11/16/08 at Bengals).....	58
5.	Sonny Jurgensen (9/23/62 vs. Giants).....	57

MOST COMPLETIONS

Rk	Player	Cmp
1t.	Sam Bradford (12/26/15 vs. Washington).....	37
	Mark Sanchez (12/20/14 at Washington).....	37
3t.	Carson Wentz (12/4/16 at Bengals).....	36
	Sam Bradford (9/14/15 at Falcons).....	36
	Nick Foles (10/26/14 at Cardinals).....	36

COMPLETION PERCENTAGE

Rk	Player	Pct
1.	Nick Foles (12/30/18 at Washington).....	84.9
2.	Nick Foles (12/22/13 vs. Bears).....	84.0
3.	Rodney Peete (9/15/96 vs. Lions).....	83.3
4t.	Nate Sudfeld (12/31/17 vs. Cowboys).....	82.6
	Jeff Garcia (11/26/06 at Colts).....	82.6

YARDS PER ATTEMPT

Rk	Player	Y/A
1.	Sonny Jurgensen (11/25/62 vs. Cowboys).....	16.3
2.	Sonny Jurgensen (11/26/61 vs. Cowboys).....	15.3
3.	Donovan McNabb (9/23/07 vs. Lions).....	14.7
4.	Nick Foles (11/3/13 at Raiders).....	14.5
5.	Randall Cunningham (10/24/94 vs. Texans).....	12.9

MOST INTERCEPTIONS

Rk	Player	INT
1t.	Pete Liske (9/26/71 vs. Cowboys).....	6
	Bobby Thomason (10/21/56 vs. Chi. Cardinals).....	6

PASSER RATING

Rk	Player	Rate
1t.	Nick Foles (11/3/13 at Raiders).....	158.3
	Donovan McNabb (9/23/07 vs. Lions).....	158.3
3.	Donovan McNabb (10/11/09 vs. Buccaneers).....	157.2
4.	Randall Cunningham (9/13/92 at Phoenix Cardinals).....	156.6
5.	Donovan McNabb (9/18/05 vs. 49ers).....	155.4

MOST TOUCHDOWNS

Rk	Player	TD
1t.	Nick Foles (11/3/13 at Raiders).....	7
	Adrian Burk (10/17/54 at Washington).....	7
3t.	Donovan McNabb (9/18/05 vs. 49ers).....	5
	Donovan McNabb (12/5/04 vs. Packers).....	5
	Randall Cunningham (9/17/89 at Washington).....	5
	Norm Snead (9/28/69 vs. Steelers).....	5
	Sonny Jurgensen (12/16/62 at StL Cardinals).....	5
	Sonny Jurgensen (11/26/61 vs. Cowboys).....	5
	Adrian Burk (11/28/54 vs. Washington).....	5

NFL Record (tied with seven others)

400+ PASSING YARDS

400+ YARD PASSING GAMES, Career

Rk	Player	Total
1.	Nick Foles (2012-14, '17-18).....	4
2t.	Michael Vick (2009-13).....	3
	Randall Cunningham (1985-95).....	3
	Sonny Jurgensen (1957-63).....	3
5.	Donovan McNabb (1999-2009).....	2

Includes playoff games

400+ YARD PASSING GAMES, Season

Rk	Player	Total
1.	Nick Foles (2013).....	2
	Randall Cunningham (1989).....	2
	Sonny Jurgensen (1961).....	2

Regular season only

300+ PASSING YARDS

300+ YARD PASSING GAMES, Career

Rk	Player	Total
1.	Donovan McNabb (1999-2009).....	30
2.	Carson Wentz (2016-).....	19
3.	Randall Cunningham (1985-95).....	13
4t.	Nick Foles (2012-14, '17-18).....	12
	Ron Jaworski (1977-86).....	12

Includes playoff games

300+ YARD PASSING GAMES, Season

Rk	Player	Total
1t.	Carson Wentz (2019).....	5
	Carson Wentz (2018).....	5
	Sam Bradford (2015).....	5
	Donovan McNabb (2004).....	5
	Sonny Jurgensen (1961).....	5

Regular season only

CONSECUTIVE 300+ YARD PASSING GAMES

Rk	Player	Total
1t.	Sam Bradford (2015).....	3
	Mark Sanchez (2014).....	3
	Nick Foles (2014).....	3
	Michael Vick (2011-12).....	3
	Donovan McNabb (2005).....	3

Regular season only

RUSHING RECORDS CAREER



MOST RUSHING YARDS

Rk	Player	G	Att	Yds	Avg	Lg	TD
1.	LeSean McCoy (2009-14)	90	1,461	6,792	4.6	66t	44
2.	Wilbert Montgomery (1977-84)	100	1,465	6,538	4.5	90t	45
3.	Brian Westbrook (2002-09)	107	1,308	5,995	4.6	71t	37
4.	Steve Van Buren (1944-51)	83	1,320	5,860	4.4	70t	69
5.	Duce Staley (1997-2003)	98	1,200	4,807	4.0	64t	22
6.	Randall Cunningham (QB) (1985-95)	122	677	4,482	6.6	52t	32
7.	Ricky Watters (1995-97)	48	975	3,794	3.9	57	31
8.	Timmy Brown (1960-67)	96	850	3,703	4.4	61t	29
9.	Tom Woodeshick (1963-71)	111	831	3,563	4.3	57t	21
10.	Donovan McNabb (QB) (1999-2009)	148	573	3,249	5.7	54	28
11.	Tom Sullivan (1972-77)	80	871	3,135	3.6	37	17
12.	Clarence Peaks (1957-63)	83	786	2,927	3.7	57	19
13.	Keith Byars (1986-92)	105	750	2,672	3.6	52	17
14.	Billy Barnes (1957-61)	60	689	2,391	3.5	70t	20
15.	Herschel Walker (1992-94)	48	554	2,344	4.2	91t	14
16.	Anthony Toney (FB) (1986-90)	67	639	2,294	3.6	44	14
17.	Charlie Garner (1994-98)	66	495	2,261	4.6	55t	17
18.	Correll Buckhalter (2001-08)	74	476	2,155	4.5	64t	18
19.	Heath Sherman (1989-93)	76	537	2,130	4.0	37	10
20.	Michael Vick (QB) (2009-13)	54	298	1,998	6.7	61	15

ATTEMPTS

Rk	Player	Att
1.	Wilbert Montgomery (1977-84)	1,465
2.	LeSean McCoy (2009-14)	1,461
3.	Steve Van Buren (1944-51)	1,320
4.	Brian Westbrook (2002-09)	1,308
5.	Duce Staley (1997-2003)	1,200
6.	Ricky Watters (1995-97)	975
7.	Tom Sullivan (1972-77)	871
8.	Timmy Brown (1960-67)	850
9.	Tom Woodeshick (1963-71)	831
10.	Clarence Peaks (1957-63)	786

RUSHING AVERAGE

Rk	Player	TD
1.	Randall Cunningham (QB) (1985-95)	6.6
2.	Donovan McNabb (QB) (1999-2009)	5.7
3.	LeSean McCoy (2009-14)	4.7
4.	Brian Westbrook (2002-09)	4.6
5.	Charlie Garner (1994-98)	4.6
6.	Correll Buckhalter (2001-08)	4.5
7.	Wilbert Montgomery (1977-84)	4.5
8.	Steve Van Buren (1944-51)	4.4
9.	Timmy Brown (1960-67)	4.4
10.	Tom Woodeshick (1963-71)	4.3

TOUCHDOWNS

Rk	Player	Avg
1.	Steve Van Buren (1944-51)	69
2.	Wilbert Montgomery (1977-84)	45
3.	LeSean McCoy (2009-14)	44
4.	Brian Westbrook (2002-09)	37
5.	Randall Cunningham (QB) (1985-95)	32
6.	Ricky Watters (1995-97)	31
7.	Timmy Brown (1960-67)	29
8.	Donovan McNabb (QB) (1999-2009)	28
9.	Duce Staley (1997-2003)	22
10.	Tom Woodeshick (1963-71)	21



LESEAN MCCOY



STEVE VAN BUREN

RUSHING RECORDS SEASON



MOST RUSHING YARDS

Rk	Player	Att	Yds	Avg	Lg	TD
1.	LeSean McCoy (2013)	314	1,607	5.1	57t	9
2.	Wilbert Montgomery (1979)	338	1,512	4.5	62t	9
3.	Ricky Watters (1996)	353	1,411	4.0	56t	13
4.	Wilbert Montgomery (1981)	286	1,402	4.9	41	8
5.	Brian Westbrook (2007)	278	1,333	4.8	36	7
6.	LeSean McCoy (2014)	312	1,319	4.2	53	5
7.	LeSean McCoy (2011)	273	1,309	4.8	60	17
8t.	Duce Staley (1999)	325	1,273	3.9	29	4
	Ricky Watters (1995)	337	1,273	3.8	57	11
10.	Wilbert Montgomery (1978)	259	1,220	4.7	47	9
11.	Brian Westbrook (2006)	240	1,217	5.1	71t	7
12.	Steve Van Buren (1949)	263	1,146	4.4	41	11
13.	Ricky Watters (1997)	285	1,110	3.9	28	7
14.	LeSean McCoy (2010)	207	1,080	5.2	62	7
15.	Herschel Walker (1992)	267	1,070	4.0	38	8
16.	Duce Staley (1998)	258	1,065	4.1	64t	5
17.	Duce Staley (2002)	269	1,029	3.8	57	5
18.	Earnest Jackson (1985)	282	1,028	3.6	59	5
19.	Steve Van Buren (1947)	217	1,008	4.6	45	13

Led NFL Led Conference

ATTEMPTS

Rk	Player	Att
1.	Ricky Watters (1996).....	353
2.	Wilbert Montgomery (1979).....	338
3.	Ricky Watters (1995).....	337
4.	Duce Staley (1999).....	325
5.	LeSean McCoy (2013).....	314

TOUCHDOWNS

Rk	Player	TD
1.	LeSean McCoy (2011).....	17
2.	Steve Van Buren (1945).....	15
3t.	Ricky Watters (1996).....	13
	Steve Van Buren (1947).....	13
5t.	Ricky Watters (1995).....	11
	Tom Sullivan (1974).....	11
	Steve Van Buren (1949).....	11
8.	Steve Van Buren (1948).....	10

LONGEST RUSHING PLAYS

Rk	Player	Yds
1.	Herschel Walker (11/27/94 at Falcons).....	91t
2.	Wilbert Montgomery (12/19/82 vs. Oilers).....	90t
3.	Brian Mitchell (10/1/00 vs. Falcons).....	85t
4.	Swede Hanson (9/16/34 at Packers).....	81t
5.	Leroy Harris (11/25/79 at Packers).....	80
6.	Bosh Pritchard (10/23/49 vs. Washington).....	77t
7t.	Miles Sanders (10/18/20 vs. Ravens).....	74
	Miles Sanders (10/11/20 at Steelers).....	74t
	Herman Hunter (11/24/85 at Cowboys).....	74t
10.	Wilbert Montgomery (9/14/80 at Vikings).....	72t

MOST CONSECUTIVE GAMES WITH RUSHING TD

Rk	Player	Games
1.	Steve Van Buren (1947).....	8
2.	Ricky Watters (1995).....	6
3t.	Steve Van Buren (1948).....	5
	LeSean McCoy (2011).....	5
5.	Many times, last: Michael Vick (2010).....	4



WILBERT MONTGOMERY



RICKY WATTERS

RUSHING RECORDS **GAME**



MOST RUSHING YARDS

Rk	Player	Yds
1.	LeSean McCoy (12/8/13 vs. Lions).....	217
2.	Steve Van Buren (11/27/49 vs. Steelers).....	205
3.	Duce Staley (9/3/00 at Cowboys).....	201
4.	Wilbert Montgomery (11/4/79 vs. Browns).....	197
5.	Steve Van Buren (12/18/49 at Rams).....	196
6.	Wilbert Montgomery (1/11/81 vs. Cowboys).....	194
7.	Swede Hanson (11/6/34 vs. Cin. Reds).....	190
8.	Timmy Brown (11/7/65 at Browns).....	186
9.	LeSean McCoy (10/30/11 vs. Cowboys).....	185
10.	LeSean McCoy (9/9/13 at Washington).....	184

MOST ATTEMPTS

Rk	Player	Att
1t.	Heath Sherman (10/6/91 at Buccaneers).....	35
	Heath Sherman (11/12/90 vs. Washington).....	35
	Steve Van Buren (11/20/49 vs. N.Y. Bulldogs).....	35
4.	Earnest Jackson (11/17/85 at StL Cardinals).....	34
5t.	Brian Westbrook (12/7/08 at Giants).....	33
	Ricky Watters (12/10/95 vs. Cowboys).....	33
	Steve Van Buren (10/3/49 at Lions).....	33



BRIAN WESTBROOK



DUCE STALEY

MOST TOUCHDOWNS

Rk	Player	TD
1t.	Boston Scott (12/29/19 at Giants).....	3
	LeSean McCoy (12/18/11 vs. Jets).....	3
	LeSean McCoy (9/19/10 at Lions).....	3
	Charlie Garner (10/8/95 vs. Washington).....	3
	Wilbert Montgomery (12/19/82 vs. Houston Oilers).....	3
	Wilbert Montgomery (10/7/79 vs. Washington).....	3
	Wilbert Montgomery (9/10/78 at Washington).....	3
	Tom Sullivan (10/13/74 vs. Giants).....	3
	Clarence Peaks (11/16/58 vs. Chi. Cardinals).....	3
	Steve Van Buren (10/17/48 at Washington).....	3
	Steve Van Buren (12/14/47 vs. Packers).....	3
	Steve Van Buren (12/9/45 vs. Boston Yanks).....	3

200+ RUSHING YARDS

200+ YARD RUSHING GAMES, Career

Rk	Player	Total
1t.	LeSean McCoy (2009-14).....	1
	Duce Staley (1997-2003).....	1
	Steve Van Buren (1944-51).....	1

100+ RUSHING YARDS

100+ YARD RUSHING GAMES, Career

Rk	Player	Total
1.	Wilbert Montgomery (1977-84).....	26
2.	LeSean McCoy (2009-14).....	23
3.	Brian Westbrook (2002-09).....	20
4.	Steve Van Buren (1944-51).....	19
5.	Duce Staley (1997-2003).....	13

Includes playoff games

100+ YARD RUSHING GAMES, Season

Rk	Player	Total
1.	Wilbert Montgomery (1981).....	8
2t.	LeSean McCoy (2013).....	7
	Wilbert Montgomery (1979).....	7
4t.	LeSean McCoy (2011).....	6
	Brian Westbrook (2007).....	6
	Brian Westbrook (2006).....	6
	Ricky Watters (1996).....	6
	Wilbert Montgomery (1978).....	6

Regular season only

CONSECUTIVE 100+ YARD RUSHING GAMES

Rk	Player	Total
1.	Steve Van Buren (1948).....	4
2t.	Brian Westbrook (2006).....	3
	Wilbert Montgomery (1981).....	3
	Wilbert Montgomery (1979).....	3
	Wilbert Montgomery (1978).....	3

Regular season only

RECEIVING RECORDS CAREER



MOST RECEPTIONS

Rk	Player	G	Rec	Yds	Avg	Lg	TD
1.	Harold Carmichael (1971-83)	180	589	8,978	15.2	85t	79
2.	Zach Ertz (TE) (2013-)	112	549	5,921	10.8	60	36
3.	Pete Retzlaff (TE) (1956-66)	132	452	7,412	16.4	84	47
4.	Brian Westbrook (RB) (2002-09)	107	426	3,790	8.9	62	29
5.	Brent Celek (TE) (2007-17)	175	398	4,998	12.6	73	31
6t.	DeSean Jackson (2008-13, '19-)	94	378	6,431	17.0	91t	34
	Pete Pihos (E) (1947-55)	107	373	5,619	15.1	66t	61
8.	Keith Byars (RB) (1986-92)	105	371	3,532	9.5	60	13
9.	Mike Quick (1982-90)	101	363	6,464	17.8	99t	61
10.	Jeremy Maclin (2009-14)	75	343	4,771	13.9	83t	36
11.	Bobby Walston (WR/K) (1951-62)	148	311	5,363	17.2	75t	46
12.	Fred Barnett (1990-95)	81	308	4,634	15.0	95t	28
13.	LeSean McCoy (RB) (2009-14)	90	300	2,282	7.6	70	10
14.	Jason Avant (2006-13)	116	297	3,646	12.3	58	12
15.	Calvin Williams (1990-96)	93	295	3,840	13.0	80t	34
16.	Tommy McDonald (FL) (1957-63)	88	287	5,499	19.2	91t	66
17.	Duce Staley (RB) (1997-2003)	98	275	2,498	9.1	52t	10
18.	Wilbert Montgomery (RB) (1977-84)	100	266	2,447	9.2	53t	12
19.	Ben Hawkins (FL) (1966-73)	102	261	4,764	18.3	92t	32
20.	Jordan Matthews (WR) (2014-16, '18, '19)	62	249	3,006	12.1	78t	21

RECEIVING YARDS

Rk	Player	Yds
1.	Harold Carmichael (1971-83).....	8,978
2.	Pete Retzlaff (E) (1956-66)	7,412
3.	Mike Quick (1982-90)	6,464
4.	DeSean Jackson (2008-13, '19-)	6,431
5.	Zach Ertz (TE) (2013-).....	5,921
6.	Pete Pihos (E) (1947-55).....	5,619
7.	Tommy McDonald (FL) (1957-63).....	5,499
8.	Bobby Walston (WR/K) (1951-62)	5,363
9.	Brent Celek (TE) (2007-17).....	4,998
10.	Jeremy Maclin (2009-14).....	4,771
11.	Ben Hawkins (FL) (1966-73).....	4,764
12.	Fred Barnett (1990-95)	4,634
13.	Calvin Williams (1990-96).....	3,840
14.	Brian Westbrook (RB) (2002-09).....	3,790
15.	Jason Avant (2006-13)	3,646
16.	Keith Byars (RB) (1986-92)	3,532
17.	Harold Jackson (1969-72)	3,493
18.	Charlie Smith (1974-81).....	3,349
19.	Timmy Brown (B) (1960-67).....	3,346
20.	Irving Fryar (1996-98)	3,067

RECEIVING AVERAGE

Rk	Player	Avg
1.	Tommy McDonald (FL) (1957-63).....	19.2
2.	Ben Hawkins (FL) (1966-73).....	18.3
3.	Mike Quick (1982-90)	17.8
4.	Bobby Walston (WR/K) (1951-62)	17.2
5.	DeSean Jackson (2008-13, '19-)	17.0
6.	Pete Retzlaff (E) (1956-66)	16.4
7.	Harold Jackson (1969-72)	16.3
8.	Charlie Smith (1974-81).....	15.4
9.	Harold Carmichael (1971-83).....	15.2
10.	Pete Pihos (E) (1947-55).....	15.1

TOUCHDOWNS

Rk	Player	TD
1.	Harold Carmichael (1971-83).....	79
2.	Tommy McDonald (FL) (1957-63).....	66
3t.	Mike Quick (1982-90)	61
	Pete Pihos (E) (1947-55).....	61
5.	Pete Retzlaff (E) (1956-66)	47
6.	Bobby Walston (WR/K) (1951-62)	46
7t.	Zach Ertz (TE) (2013-).....	36
	Jeremy Maclin (2009-14).....	36
9t.	DeSean Jackson (2008-13, '19-)	34
	Calvin Williams (1990-96).....	34

MOST CONSECUTIVE GAMES WITH RECEIVING TD

Rk	Player	Games
1t.	Mike Quick (1985).....	6
	Pete Pihos (1947-48)	6
3t.	5x, last: DeSean Jackson (2009).....	5



HAROLD CARMICHAEL



ZACH ERTZ

RECEIVING RECORDS SEASON



MOST RECEPTIONS

Rk	Player	Rec	Yds	Avg	Lg	TD
1.	Zach Ertz (TE) (2018)	116	1,163	10.0	34	8
2.	Brian Westbrook (RB) (2007)	90	771	8.6	57t	5
3t.	Zach Ertz (TE) (2019)	88	916	10.4	30	6
	Irving Fryar (1996)	88	1,195	13.6	42	11
5.	Irving Fryar (1997)	86	1,316	15.3	72t	6
6t.	Jordan Matthews (2015)	85	997	11.7	78t	8
	Jeremy Maclin (2014)	85	1,318	15.5	72	10
8.	DeSean Jackson (2013)	82	1,332	16.2	61t	9
9t.	Keith Byars (RB) (1990)	81	819	10.1	54	3
	Keith Jackson (TE) (1988)	81	869	10.7	41	6

Led Conference



MIKE QUICK

RECEIVING YARDS

Rk	Player	Yds
1.	Mike Quick (1983)	1,409
2.	DeSean Jackson (2013)	1,332
3.	Jeremy Maclin (2014)	1,318
4.	Irving Fryar (1997)	1,316
5.	Ben Hawkins (FL) (1967)	1,265
6.	Mike Quick (1985)	1,247
7.	Terrell Owens (2004)	1,200
8.	Irving Fryar (1996)	1,195
9.	Pete Retzlaff (TE) (1965)	1,190
10.	Zach Ertz (TE) (2018)	1,163
11.	DeSean Jackson (2009)	1,156
12.	Tommy McDonald (FL) (1962)	1,146
13.	Tommy McDonald (FL) (1961)	1,144
14.	Fred Barnett (1994)	1,127
15t.	Harold Carmichael (1973)	1,116
	Harold Jackson (1969)	1,116
17.	Kevin Curtis (2007)	1,110
18.	Fred Barnett (1992)	1,083
19.	Harold Carmichael (1978)	1,072
20.	DeSean Jackson (2010)	1,056
21.	Mike Quick (1984)	1,052
22.	Pete Pihos (E) (1953)	1,049
23.	Harold Jackson (1972)	1,048
24.	Harold Carmichael (1981)	1,028

TOUCHDOWNS

Rk	Player	TD
1.	Terrell Owens (2004)	14
2t.	Mike Quick (1983)	13
	Tommy McDonald (FL) (1961)	13
	Tommy McDonald (FL) (1960)	13
5t.	Irving Fryar (1996)	11
	Cris Carter (1989)	11
	Mike Quick (1987)	11
	Mike Quick (1985)	11
	Harold Carmichael (1979)	11
	Bobby Walston (WR/K) (1954)	11
	Pete Pihos (E) (1948)	11
12t.	Jeremy Maclin (2014)	10
	Jeremy Maclin (2010)	10
	Calvin Williams (1993)	10
	Ben Hawkins (FL) (1967)	10
	Pete Retzlaff (TE) (1965)	10
	Tommy McDonald (FL) (1962)	10
	Tommy McDonald (FL) (1959)	10
	Pete Pihos (E) (1954)	10
	Pete Pihos (E) (1953)	10

300-100-100 PERFORMANCES IN SAME GAME

Date	300+ Yard Passer (Yds)	100+ Yard Rusher (Yds)	100+ Yard Receiver (Yds)
9/23/07 vs. Det.	Donovan McNabb (381)	Brian Westbrook (110)	Kevin Curtis (221) Brian Westbrook (111)
10/22/06 at TB	Donovan McNabb (302)	Brian Westbrook (101)	Brian Westbrook (113)
10/1/00 vs. Atl.	Donovan McNabb (311)	Brian Mitchell (105)	Torrance Small (122)
12/13/92 at Sea.	Randall Cunningham (365)	Herschel Walker (111)	Fred Barnett (161)
11/29/87 at NE	Randall Cunningham (314)	Anthony Toney (123)	Mike Quick (121)
11/7/65 at Cle.	Norm Snead (362)	Timmy Brown (186)	Pete Retzlaff (151)
11/25/62 vs. Dal.	Sonny Jurgensen (342)	Timmy Brown (107)	Pete Retzlaff (113) Tommy McDonald (108)
11/15/53 vs. Bal.	Bobby Thomason (329)	Don Johnson (100)	Pete Pihos (118) Bobby Walston (110)

RECEIVING RECORDS GAME



MOST RECEPTIONS

Rk	Player	Rec
1.	Zach Ertz (TE) (12/20/14 at Washington).....	15
2t.	Zach Ertz (TE) (11/11/18 vs. Cowboys).....	14
	Brian Westbrook (RB) (11/4/07 vs. Cowboys).....	14
	Don Looney (E) (12/1/40 at Washington).....	14
5t.	Zach Ertz (TE) (1/1/17 vs. Cowboys).....	13
	Zach Ertz (TE) (12/26/15 vs. Washington).....	13
	Jeremy Maclin (9/18/11 at Falcons).....	13
8t.	Zach Ertz (TE) (12/24/19 vs. Seahawks).....	12
	Zach Ertz (TE) (12/23/18 vs. Texans).....	12
	Jeremy Maclin (10/26/14 at Cardinals).....	12
	LeSean McCoy (RB) (10/3/10 vs. Washington).....	12
	Brian Westbrook (RB) (11/19/06 vs. Titans).....	12
	Keith Byars (RB) (9/30/90 vs. Colts).....	12
	Keith Jackson (TE) (11/19/89 vs. Vikings).....	12
	Keith Jackson (TE) (9/17/89 at Washington).....	12
	John Spagnola (TE) (10/6/85 at Saints).....	12
	Harold Carmichael (10/14/73 at StL Cardinals).....	12

MOST RECEIVING YARDS

Rk	Player	Yds
1.	Tommy McDonald (FL) (12/10/61 vs. Giants).....	237
2.	Kevin Curtis (9/23/07 vs. Lions).....	221
3.	DeSean Jackson (12/12/10 at Cowboys).....	210
4.	Pete Retzlaff (TE) (11/14/65 vs. Washington).....	204
5.	Bud Grant (E) (12/7/52 vs. Dallas Texans).....	203
6.	Timmy Brown (B) (12/16/62 at StL Cardinals).....	199
7.	Ben Hawkins (FL) (10/22/67 at StL Cardinals).....	197
8.	DeSean Jackson (12/15/13 at Vikings).....	195
9.	Harold Jackson (10/11/70 at Giants).....	194
10t.	DeSean Jackson (9/15/13 vs. Chargers).....	193
	Fred Barnett (9/13/92 at Phoenix Cardinals).....	193

MOST TOUCHDOWNS

Rk	Player	TD
1t.	Irving Fryar (10/20/96 vs. Dolphins).....	4
	Ben Hawkins (FL) (9/28/69 vs. Steelers).....	4
3t.	23x, last: Riley Cooper (11/3/13 at Raiders).....	3



DESEAN JACKSON

200+ RECEIVING YARDS

200+ YARD RECEIVING GAMES, Career

Rk	Player	Total
1t.	DeSean Jackson (2008-13, '19-).....	1
	Kevin Curtis (2007-09).....	1
	Pete Retzlaff (TE) (1956-66).....	1
	Tommy McDonald (FL) (1957-63).....	1
	Bud Grant (E) (1951-52).....	1

150+ RECEIVING YARDS

150+ YARD RECEIVING GAMES, Career

Rk	Player	Total
1.	DeSean Jackson (2008-13, '19-).....	8
2t.	Jeremy Maclin (2009-14).....	5
	Tommy McDonald (FL) (1957-63).....	5
4t.	Ben Hawkins (FL) (1966-73).....	4
	Fred Barnett (1990-95).....	4

100+ RECEIVING YARDS

100+ YARD RECEIVING GAMES, Career

Rk	Player	Total
1.	Pete Retzlaff (TE) (1956-66).....	23
2t.	DeSean Jackson (2008-13, '19-).....	21
	Harold Carmichael (1971-83).....	21
	Mike Quick (1982-90).....	21
5.	Tommy McDonald (FL) (1957-63).....	17
6.	Fred Barnett (1990-95).....	15
7t.	Jeremy Maclin (2009-14).....	14
	Pete Pihos (E) (1947-55).....	14
9t.	Ben Hawkins (FL) (1966-73).....	13
	Harold Jackson (1969-72).....	13

Includes playoff games

100+ YARD RECEIVING GAMES, Season

Rk	Player	Total
1.	Terrell Owens (2004).....	7
2t.	Irving Fryar (1997).....	6
	Mike Quick (1983).....	6
4t.	10x, last: Zach Ertz (2018).....	5

Regular season only

CONSECUTIVE 100+ YARD RECEIVING GAMES

Rk	Player	Total
1t.	Terrell Owens (2004).....	5
	Harold Jackson (Last 2: 1971, First 3: 1972).....	5
3.	Mike Quick (1983).....	4
4t.	7x, last: Irving Fryar (1996).....	3

Regular season only

SCRIMMAGE YARDS RECORDS



MOST SCRIMMAGE YARDS, Career

Rk	Player	G	Touches	Yds	Avg	Yds/G	TD
1.	Brian Westbrook (RB) (2002-09)	107	1,734	9,785	5.6	91.4	66
2.	LeSean McCoy (RB) (2009-14)	90	1,761	9,074	5.2	100.8	54
3.	Harold Carmichael (WR) (1971-83)	180	598	9,042	15.1	50.2	79
4.	Wilbert Montgomery (RB) (1977-84)	100	1,731	8,985	5.2	89.9	57
5.	Pete Retzlaff (TE) (1956-66)	132	458	7,408	16.2	56.1	47
6.	Duce Staley (RB) (1997-2003)	98	1,475	7,305	5.0	74.5	32
7.	Timmy Brown (B) (1960-67)	96	1,081	7,049	6.5	73.4	55
8.	DeSean Jackson (WR) (2008-13, '19-)	94	436	6,816	15.6	72.5	37
9.	Mike Quick (WR) (1982-90)	101	364	6,459	17.7	64.0	61
10.	Steve Van Buren (B) (1944-51)	83	1,365	6,383	4.7	76.9	72
11.	Keith Byars (RB) (1986-92)	105	1,121	6,204	5.5	59.1	30
12.	Zach Ertz (TE) (2013-)	112	542	5,851	10.8	52.2	36
13.	Pete Pihos (E) (1947-55)	107	382	5,615	14.7	52.5	61
14.	Tommy McDonald (FL) (1957-63)	88	304	5,521	18.2	62.7	66
15.	Bobby Walston (WR/K) (1951-62)	148	315	5,375	17.1	36.3	46
16.	Ricky Watters (RB) (1995-97)	48	1,136	5,112	4.5	106.5	32
17.	Brent Celek (TE) (2007-17)	175	398	4,998	12.6	28.6	31
18.	Jeremy Maclin (WR) (2009-14)	75	349	4,801	13.8	64.0	36
19.	Ben Hawkins (FL) (1966-73)	102	271	4,772	17.6	46.8	32
20.	Tom Woodeshick (B) (1963-71)	111	956	4,736	5.0	42.7	27

TOUCHES

Rk	Player	Touches
1.	LeSean McCoy (2009-14)	1,761
2.	Brian Westbrook (2002-09)	1,734
3.	Wilbert Montgomery (1977-84)	1,731
4.	Duce Staley (1997-2003)	1,475
5.	Steve Van Buren (B) (1944-51)	1,365

YARDS/TOUCH

Rk	Player	Avg
1.	Timmy Brown (B) (1960-67)	6.5
2.	Brian Westbrook (2002-09)	5.6
3.	Keith Byars (1986-92)	5.5
4.	Wilbert Montgomery (1977-84)	5.2
5.	LeSean McCoy (2009-14)	5.2

MOST SCRIMMAGE YARDS, Season

Rk	Player	Touches	Yds	Avg	Yds/G	TD
1.	LeSean McCoy (2013)	366	2,146	5.9	134.1	11
2.	Brian Westbrook (2007)	368	2,104	5.7	140.3	12
3.	Wilbert Montgomery (1979)	379	2,006	5.3	125.4	14
4.	Wilbert Montgomery (1981)	335	1,923	5.7	128.2	10
5.	Brian Westbrook (2006)	317	1,916	6.0	127.7	11
6.	Ricky Watters (1996)	404	1,855	4.6	115.9	13
7.	Ricky Watters (1995)	399	1,707	4.3	106.7	12
8.	LeSean McCoy (2010)	285	1,672	5.9	111.5	9
9.	LeSean McCoy (2011)	321	1,624	5.1	108.3	20
10.	Duce Staley (2002)	320	1,570	4.9	98.1	8

TOUCHES

Rk	Player	Touches
1.	Ricky Watters (1996)	404
2.	Ricky Watters (1995)	399
3.	Wilbert Montgomery (1979)	379
4.	Brian Westbrook (2007)	368
5.	LeSean McCoy (2013)	366
	Duce Staley (1999)	366

YARDS/TOUCH

Rk	Player	Avg
1.	Timmy Brown (1965)	7.4
2.	Timmy Brown (1962)	7.4
3.	Herschel Walker (1994)	6.3
4.	Steve Van Buren (1945)	6.2
5.	Brian Westbrook (2003)	6.1

MOST SCRIMMAGE YARDS, Game

Rk	Player	Yds
1.	Duce Staley (9/3/00 at Cowboys)	262
2.	Timmy Brown (12/16/62 at StL Cardinals)	249
3.	Wilbert Montgomery (11/4/79 vs. Browns)	237
	Tommy McDonald (12/10/61 vs. Giants)	237
5.	Duce Staley (11/11/01 vs. Vikings)	231

MOST TOUCHES, Game

Rk	Player	Touches
1.	Brian Westbrook (12/7/08 at Giants)	39
	Ricky Watters (12/10/95 vs. Cowboys)	39
	Heath Sherman (11/12/90 vs. Washington)	39
4.	Heath Sherman (10/6/91 at Buccaneers)	37
5.	Ricky Watters (10/8/95 vs. Washington) (OT)	36

SACK RECORDS



MOST SACKS, Career

Rk	Player	Sacks
1.	Reggie White (DE) (1985-92).....	124.0
2.	Trent Cole (DE/LB) (2005-14).....	85.5
3.	Clyde Simmons (DE) (1986-93).....	76.0
4.	Brandon Graham (DE/LB) (2010-)	57.0
5.	Hugh Douglas (DE) (1998-2002, '04).....	54.5
6.	Greg Brown (DE) (1982-86).....	50.5
7.	Fletcher Cox (DT) (2012-)	49.5
8.	Andy Harmon (DT) (1991-97).....	39.5
9.	Seth Joyner (LB) (1986-93).....	37.0
10.	William Fuller (DE) (1994-96).....	35.5
11.	Dennis Harrison (DE) (1978-84).....	34.0
12.	William Thomas (LB) (1991-99).....	33.0
13.	Ken Clarke (DT) (1982-87).....	32.5
14.	Corey Simon (DT) (2000-04).....	32.0
15t.	Connor Barwin (DE/LB) (2013-16).....	31.5
	Juqua Parker (DE) (2005-11).....	31.5
	Mike Mamula (DE) (1995-2000).....	31.5
18.	Jerome Brown (DT) (1987-91).....	29.5
19.	Darwin Walker (DT) (2000-06).....	27.5
20.	Vinny Curry (DE) (2012-17, '19).....	27.0

Note: Only includes figures since 1982 (when sacks became an official NFL statistic)

MOST SACKS, Season

Rk	Player	Sacks
1.	Reggie White (DE) (1987).....	21.0
2.	Clyde Simmons (DE) (1992).....	19.0
3t.	Jason Babin (DE) (2011).....	18.0
	Reggie White (DE) (1988).....	18.0
	Reggie White (DE) (1986).....	18.0
6.	Greg Brown (DE) (1984).....	16.0
7.	Clyde Simmons (DE) (1989).....	15.5
8t.	Hugh Douglas (DE) (2000).....	15.0
	Reggie White (DE) (1991).....	15.0
10.	Connor Barwin (LB) (2014).....	14.5

MOST SACKS, Game

Rk	Player	Sacks
1t.	Hugh Douglas (DE) (10/18/98 at Chargers).....	4.5
	Clyde Simmons (DE) (9/15/91 at Cowboys).....	4.5
3t.	Reggie White (DE) (9/25/88 at Vikings).....	4.0
	Reggie White (DE) (11/30/86 at L.A. Raiders).....	4.0
	Reggie White (DE) (11/2/86 at StL Cardinals).....	4.0
	Garry Cobb (LB) (10/5/86 at Falcons).....	4.0
	Greg Brown (DE) (12/16/84 at Falcons).....	4.0



REGGIE WHITE

GAMES WITH 3.0 SACKS

MOST 3.0-SACK GAMES, Career

Rk	Player	Total
1.	Reggie White (1985-92).....	9
2.	Clyde Simmons (1986-93).....	4
3t.	Trent Cole (2005-14).....	3
	Jason Babin (2009, '11-12).....	3
5t.	Fletcher Cox (2012-), five other players tied	2

Includes playoff games

MOST 3.0-SACK GAMES, Season

Rk	Player	Total
1t.	Jason Babin (2011).....	3
	Reggie White (1986).....	3
3t.	Connor Barwin (2014).....	2
	Dennis Harrison (1983).....	2
	Clyde Simmons (1992).....	2

Regular season only

GAMES WITH MULTIPLE SACKS

MOST MULTI-SACK GAMES, Career

Rk	Player	Total
1.	Reggie White (1985-92).....	38
2.	Clyde Simmons (1986-93).....	22
3.	Trent Cole (2005-14).....	20
4t.	Hugh Douglas (1998-2002, '04).....	13
	Brandon Graham (2010-)	13
6.	Dennis Harrison (1978-84).....	11

Includes playoff games

MOST MULTI-SACK GAMES, Season

Rk	Player	Total
1.	Reggie White (1987).....	9
2.	Clyde Simmons (1992).....	7
3t.	Jason Babin (2011).....	6
	Reggie White (1988).....	6
5t.	Hugh Douglas (2000).....	5
	Clyde Simmons (1991).....	5

Regular season only

CONSECUTIVE MULTI-SACK GAMES, Season

Rk	Player	Total
1.	Reggie White (1987).....	4
2t.	Jason Babin (2011).....	3
	William Fuller (1995).....	3
	Andy Harmon (1995).....	3
	Dennis Harrison (1982).....	3
	Reggie White (1986).....	3

CONSECUTIVE GAMES WITH A SACK

Rk	Player	Total
1t.	Reggie White (Last 4: 1986, First 4: 1987).....	8
	Reggie White (Last 7: 1987, First 1: 1988).....	8
3t.	William Fuller (1994).....	7
	Dennis Harrison (1982).....	7
5.	Clyde Simmons (1992).....	6

INTERCEPTION RECORDS



MOST INTERCEPTIONS, Career

Rk	Player	INTs	Yds	Avg	Lg	TD
1t.	Brian Dawkins (1996-2008)	34	515	15.1	67t	2
	Eric Allen (1988-94)	34	482	14.2	94t	5
	Bill Bradley (1969-76)	34	536	15.8	56t	1
4.	Herman Edwards (1977-85)	33	98	3.0	25	1
5.	Wes Hopkins (1983-93)	30	241	8.0	33	1
6.	Don Burroughs (1960-64)	29	351	12.1	46	0
7.	Troy Vincent (1996-2003)	28	341	12.2	90t	1
8t.	Joe Scarpati (1964-69)	24	402	16.8	67t	3
	Ernie Steele (1942-48)	24	404	16.8	62	0
10t.	Asante Samuel (2008-11)	23	304	13.2	50t	2
	Roynell Young (1980-88)	23	106	4.6	33	0

INTERCEPTION RETURN YARDS

Rk	Player	Yds
1.	Bill Bradley (1969-76)	536
2.	Brian Dawkins (1996-2008)	515
3.	Eric Allen (1988-94)	482
4.	Lito Sheppard (2002-08)	460
5.	Ernie Steele (1942-48)	404

INTERCEPTIONS RETURNED FOR TDs

Rk	Player	TD
1.	Eric Allen (1988-94)	5
2.	Malcolm Jenkins (2014-19)	4
3t.	Sheldon Brown (2002-09)	3
	Lito Sheppard (2002-08)	3
	Joe Scarpati (1964-69)	3

MOST INTERCEPTIONS, Season

Rk	Player	INTs	Yds	Avg	Lg	TD
1.	Bill Bradley (1971)	11	248	22.5	51	0
2t.	Asante Samuel (2009)	9	117	13.0	37	0
	Bill Bradley (1972)	9	73	8.1	21	0
	Don Burroughs (1960)	9	124	13.8	46	0
	Ed "Bibbles" Bawel (1955)	9	168	18.7	42t	2
6t.	Eric Allen (1989)	8	38	4.8	18	0
	Terry Hoage (1988)	8	116	14.5	38	0
	Joe Scarpati (1966)	8	182	22.8	32	0
	Bob Hudson (1954)	8	89	11.1	32	0
	Tom Brookshier (1953)	8	41	5.1	22	0
	Ed "Bibbles" Bawel (1952)	8	121	15.1	35	0

INTERCEPTION RETURN YARDS

Rk	Player	Yds
1.	Bill Bradley (1971)	248
2.	Eric Allen (1993)	201
3.	Joe Scarpati (1966)	182
4.	Lito Sheppard (2004)	172
5.	Ed "Bibbles" Bawel (1955)	168

INTERCEPTIONS RETURNED FOR TDs

Rk	Player	TD
1.	Eric Allen (1993)	4
2t.	Malcolm Jenkins (2016)	2
	Lito Sheppard (2004)	2
	Seth Joyner (1992)	2
	Ed "Bibbles" Bawel (1955)	2

NFL Record



BRIAN DAWKINS



ERIC ALLEN

INTERCEPTION RECORDS



MOST INTERCEPTIONS, Game

Rk	Player	INT
1.	Russ Craft (9/24/50 at Chi. Cardinals).....	4
2t.	Kurt Coleman (10/16/11 at Washington).....	3
	Joe Scarpati (10/23/66 at Giants).....	3
	Jim Nettles (12/12/65 at Steelers).....	3
	Nate Ramsey (11/28/65 at StL Cardinals).....	3
	Don Burroughs (12/3/61 at Steelers).....	3
	Chuck Weber (9/30/60 at Cowboys).....	3
	Joe Sutton (9/24/50 at Chi. Cardinals).....	3
	Gil Steinke (11/10/46 at Giants).....	3
	Roy Zimmerman (12/9/45 vs. Boston Yanks).....	3
	Roy Zimmerman (12/10/44 vs. Cleveland Rams).....	3


NFL Record

MOST INTERCEPTION YARDS, Game

Rk	Player	Yds
1.	Frank LeMaster (12/21/75 at Washington).....	114
2.	Lito Sheppard (10/8/06 vs. Cowboys).....	102
3.	Lito Sheppard (11/15/04 at Cowboys).....	101
4t.	Malcolm Jenkins (12/6/15 at Patriots).....	99
	Jerry Norton (10/5/57 vs. Giants).....	99

INTERCEPTIONS RETURNED FOR TD, Game

Rk	Player	TD
1.	Eric Allen (12/26/93 vs. Saints).....	2



BILL BRADLEY

GAMES WITH 3 INTERCEPTIONS

MOST 3-INT GAMES, Career

Rk	Player	Total
1t.	Kurt Coleman (2010-13).....	1
	Nate Ramsey (1963-72).....	1
	Joe Scarpati (1964-69).....	1
	Jim Nettles (1965-68).....	1
	Don Burroughs (1960-64).....	1
	Chuck Weber (1959-61).....	1

Includes playoff games

GAMES WITH MULTIPLE INTERCEPTIONS

MOST MULTI-INT GAMES, Career

Rk	Player	Total
1.	Bill Bradley (1969-76).....	7
2t.	Herman Edwards (1977-85).....	5
	Don Burroughs (1960-64).....	5
4t.	Asante Samuel (2008-11).....	4
	Eric Allen (1988-94).....	4
	Wes Hopkins (1983-93).....	4
	Joe Scarpati (1964-69).....	4

Includes playoff games

MOST MULTI-INT GAMES, Season

Rk	Player	Total
1.	Bill Bradley (1971).....	4
2t.	8x, last: Asante Samuel (2010).....	2

Regular season only

CONSECUTIVE MULTI-INT GAMES

Rk	Player	Total
1.	Bill Bradley (1971).....	2

CONSECUTIVE GAMES WITH INT-TD

Rk	Player	Total
1.	Eric Allen (1993).....	2

LONGEST INTERCEPTION RETURNS

Rk	Player	Yds
1.	James Willis intercepted pass 4 yards deep in the end zone and returned it 14 yards before lateraling to Troy Vincent, who ran 90 yards for a TD (11/3/96 at Cowboys - QB Troy Aikman).....	104t
2.	Lito Sheppard (10/8/06 vs. Cowboys - QB Drew Bledsoe).....	102t
3.	Lito Sheppard (11/15/04 at Cowboys - QB Vinny Testaverde).....	101t
4t.	Malcolm Jenkins (12/6/15 at Patriots - QB Tom Brady).....	99t
	Jerry Norton (10/5/57 vs. Giants - QB Charlie Conerly, deflected off goal post).....	99t
6t.	Eric Allen (10/3/93 at Jets - QB Boomer Esiason).....	94t
	Irv Cross (10/25/64 at Steelers - QB Terry Nofsinger).....	94t
8.	Jack Hinkle (10/9/43 vs. Giants - QB Tuffy Leemans).....	91

PUNTING RECORDS



HIGHEST GROSS AVERAGE, Career

Rk	Player	Punts	Yds	Gross	Net	In20	Lg	Blk
1.	Cameron Johnston (2018-)	164	7,859	47.9	43.0	64	68	0
2.	Donnie Jones (2013-17)	374	16,971	45.4	40.5	138	72	4
3.	Joe Muha (1946-50)	179	7,688	43.0	---	---	82	2
4.	Sav Rocca (2007-10)	299	12,817	42.9	37.6	102	65	1
5.	Sean Landeta (1999-2002, '05)	376	16,092	42.8	35.9	96	64	1

HIGHEST NET AVERAGE, Career

Rk	Player	Punts	Yds	Gross	Net	In20	Lg	Blk
1.	Cameron Johnston (2018-)	164	7,859	47.9	43.0	64	68	0
2.	Donnie Jones (2013-17)	374	16,971	45.4	40.5	138	72	4
3.	Sav Rocca (2007-10)	299	12,817	42.9	37.6	102	65	1
4.	Dirk Johnson (2003-06)	268	11,180	41.7	36.0	79	62	0
5.	Sean Landeta (1999-2002, '05)	376	16,092	42.8	35.9	96	64	1

PUNTS

Rk	Player	Punts
1.	Adrian Burk (1951-56).....	393
2.	Sean Landeta (1999-2002, '05).....	376
3.	Tom Hutton (1995-98).....	349
4.	John Teltschik (1986-89).....	345
5.	Max Runager (1979-83, '89).....	332

PUNTS INSIDE 20

Rk	Player	In20
1.	Donnie Jones (2013-17).....	138
2.	Jeff Feagles (1990-93).....	106
3.	Sav Rocca (2007-10).....	102
4.	Sean Landeta (1999-2002, '05).....	96
5.	Dirk Johnson (2003-06).....	79

HIGHEST GROSS AVERAGE, Season

Rk	Player	Punts	Yds	Gross	Net	In20	Lg	Blk
1.	Cameron Johnston (2018)	61	2,937	48.2	42.7	24	68	0
2.	Joe Muha (1948)	57	2,694	47.3	---	---	82	0
3.	Donnie Jones (2015)	86	4,038	47.0	41.6	29	64	2
4.	Mat McBriar (2012)	55	2,560	46.6	36.5	13	66	1
5.	Cameron Johnston (2019)	71	3,292	46.4	42.3	28	61	0

HIGHEST NET AVERAGE, Season

Rk	Player	Punts	Yds	Gross	Net	In20	Lg	Blk
1.	Cameron Johnston (2018)	61	2,937	48.2	42.7	24	68	0
2.	Cameron Johnston (2019)	71	3,292	46.4	42.3	28	61	0
3.	Donnie Jones (2015)	86	4,038	47.0	41.6	29	64	2
4.	Donnie Jones (2016)	63	2,888	45.8	40.7	21	72	0
5.	Donnie Jones (2017)	67	3,033	45.3	40.6	21	61	1

Led NFL Note: Net average and inside-the-20 became official NFL statistics in 1976

PUNTS

Rk	Player	Punts
1.	John Teltschik (1986).....	108
2.	Sean Landeta (1999).....	107
3.	Tom Hutton (1998).....	104
4.	John Teltschik (1988).....	98
5.	Sean Landeta (2001).....	97

PUNTS INSIDE 20

Rk	Player	In20
1.	Donnie Jones (2014).....	34
2.	Donnie Jones (2013).....	33
3.	Jeff Feagles (1993).....	31
4.	Donnie Jones (2015).....	29
	Jeff Feagles (1991).....	29

HIGHEST GROSS AVERAGE, Game

Rk	Player	Avg
1.	Mat McBriar (10/14/12 vs. Lions).....	56.6
2.	Cameron Johnston (9/16/18 at Buccaneers).....	56.0
3.	Chas Henry (9/9/12 at Browns).....	55.0

HIGHEST NET AVERAGE, Game

Rk	Player	Avg
1.	Donnie Jones (11/17/13 vs. Washington).....	50.7
2.	Cameron Johnston (9/13/20 at Washington).....	50.2
3.	Donnie Jones (10/19/15 vs. Giants).....	49.0

LONGEST PUNTS

Rk	Player	Yds
1.	Randall Cunningham (12/3/89 at Giants).....	91
2.	Joe Muha (10/10/48 vs. Giants).....	82
3.	Randall Cunningham (10/16/94 at Cowboys).....	80
	King Hill (11/11/62 vs. Packers).....	80
5.	Jeff Feagles (9/15/91 at Cowboys).....	77

KICKOFF RETURN RECORDS



HIGHEST KICKOFF RETURN AVERAGE, Career

Rk	Player	KOR	Yds	Avg	Lg	TD
1.	Josh Huff (2014-16)	42	1,165	27.7	107t	2
2.	Steve Van Buren (1944-51)	76	2,030	26.7	98t	3
3.	Irv Cross (1961-69)	28	745	26.6	74	0
4.	Timmy Brown (1960-67)	169	4,483	26.5	105t	5
5.	Al Nelson (1965-73)	101	2,625	26.0	78	0
6.	Wilbert Montgomery (1977-84)	32	814	25.4	99t	1
7.	Quintin Demps (2008-09)	58	1,469	25.3	100t	1
8.	Brian Mitchell (2000-02)	131	3,311	25.3	94t	2
9.	Allen Rossum (1998-99)	98	2,427	24.8	89t	1
10.	Billy Walik (1970-72)	67	1,640	24.5	82	0

KICKOFF RETURNS

Rk	Player	KOR
1.	Timmy Brown (1960-67).....	169
2.	Brian Mitchell (2000-02).....	131
3.	Al Nelson (1965-73).....	101
4.	Allen Rossum (1998-99).....	98
5.	Larry Marshall (1974-77).....	88

KICKOFF RETURN YARDS

Rk	Player	Yds
1.	Timmy Brown (1960-67).....	4,483
2.	Brian Mitchell (2000-02).....	3,311
3.	Al Nelson (1965-73).....	2,625
4.	Allen Rossum (1998-99).....	2,427
5.	Larry Marshall (1974-77).....	2,075

KICKOFF RETURN TDs

Rk	Player	TD
1.	Timmy Brown (1960-67).....	5
2t.	Derrick Witherspoon (1995-97).....	3
	Steve Van Buren (1944-51).....	3
4t.	Josh Huff (2014-16).....	2
	Brian Mitchell (2000-02).....	2

HIGHEST KICKOFF RETURN AVERAGE, Season

Rk	Player	KOR	Yds	Avg	Lg	TD
1.	Al Nelson (1972)	25	728	29.1	78	0
2.	Steve Van Buren (1945)	13	373	28.7	98t	1
3.	Timmy Brown (1963)	<u>33</u>	<u>945</u>	28.6	100t	1
4.	Timmy Brown (1966)	20	562	28.1	93t	2
5.	Timmy Brown (1961)	29	811	28.0	105t	1
6.	Timmy Brown (1962)	30	831	27.7	99t	1
7.	Herschel Walker (1994)	21	581	27.7	94t	1
8.	Don Stevens (1952)	16	433	27.1	51	0
9.	Brian Mitchell (2002)	43	1,162	27.0	57	0
10.	Wilbert Montgomery (1977)	23	619	<u>26.9</u>	<u>99t</u>	<u>1</u>

Led NFL Led Conference

KICKOFF RETURNS

Rk	Player	KOR
1.	Allen Rossum (1999).....	54
2.	Derrick Witherspoon (1996).....	53
3.	Quintin Demps (2008).....	52
4.	Herman Hunter (1985).....	48
5t.	Brian Mitchell (2000).....	47
	Duce Staley (1997).....	47

KICKOFF RETURN YARDS

Rk	Player	Yds
1.	Allen Rossum (1999).....	1,347
2.	Quintin Demps (2008).....	1,314
3.	Derrick Witherspoon (1996).....	1,271
4.	Brian Mitchell (2002).....	1,162
5.	Duce Staley (1997).....	1,139

KICKOFF RETURN TDs

Rk	Player	TD
1.	Derrick Witherspoon (1996).....	2
	Timmy Brown (1966).....	2

NFL Record

LONGEST KICKOFF RETURNS

Rk	Player	Yds
1.	Josh Huff (11/23/2014 vs. Titans).....	107t
2.	Timmy Brown (9/17/1961 vs. Browns).....	105t
3.	Russ Craft (10/7/1950 vs. LA Rams).....	103t
4.	Chris Polk (9/21/2014 vs. Washington).....	102t
5t.	Quintin Demps (11/23/2008 at Ravens).....	100t
	Timmy Brown (9/22/1963 vs. StL. Cardinals).....	100t
	Dave Smukler (11/13/1938 at Brooklyn Dodgers).....	100t

MOST KICKOFF RETURNS, Game

Rk	Player	KOR
1t.	Quintin Demps (11/9/08 vs. Giants).....	8
	Allen Rossum (11/21/99 vs. Colts).....	8
	Derrick Witherspoon (11/24/96 at Cardinals).....	8

MOST KICKOFF RETURN YARDS, Game

Rk	Player	Yds
1.	Derrick Witherspoon (11/24/96 at Cardinals).....	253
2.	Timmy Brown (11/6/66 vs. Cowboys).....	247
3.	Allen Rossum (11/14/99 vs. Washington).....	222

MOST KICKOFF RETURN TOUCHDOWNS, Game

Rk	Player	TD
1.	Timmy Brown (11/6/66 vs. Cowboys).....	2

PUNT RETURN RECORDS



HIGHEST PUNT RETURN AVERAGE, Career

Rk	Player	PR	FC	Yds	Avg	Lg	TD
1.	Ernie Steele (1942-48)	44	---	737	16.8	80t	1
2.	Steve Van Buren (1944-51)	34	---	473	13.9	55t	2
3.	Pat McHugh (1947-51)	31	---	402	13.0	69t	1
4.	Brian Westbrook (2002-09)	39	21	498	12.8	84t	2
5.	Brian Mitchell (2000-02)	117	66	1,369	11.7	76t	2
6.	Darren Sproles (2014-19)	116	68	1,355	11.7	89t	4
7.	Frank Reagan (1949-51)	27	---	304	11.3	42	1
8.	Bosh Pritchard (1942, '47-51)	91	---	975	10.7	55t	1
9.	Vai Sikahema (1992-93)	73	30	778	10.7	87t	1
10.	Larry Marshall (1974-77)	104	16	1,086	10.4	48	0

PUNT RETURNS

Rk	Player	PR
1.	Wally Henry (1977-82).....	148
2.	DeSean Jackson (2008-13, '19-)	131
3t.	Brian Mitchell (2000-02).....	117
	John Sciarra (1978-83).....	117
5.	Darren Sproles (2014-19).....	116

PUNT RETURN YARDS

Rk	Player	Yds
1.	Brian Mitchell (2000-02).....	1,369
2.	Darren Sproles (2014-19).....	1,355
3.	DeSean Jackson (2008-13, '19-)	1,294
4.	Wally Henry (1977-82).....	1,231
5.	Larry Marshall (1974-77).....	1,086

PUNT RETURN TDs

Rk	Player	TD
1t.	DeSean Jackson (2008-13, '19-)	4
	Darren Sproles (2014-19).....	4
3t.	Brian Westbrook (2002-09).....	2
	Brian Mitchell (2000-02).....	2
	Steve Van Buren (1944-51).....	2

HIGHEST PUNT RETURN AVERAGE, Season

Rk	Player	PR	FC	Yds	Avg	Lg	TD
1.	Steve Van Buren (1944)	15	---	230	15.3	55	1
2.	Brian Westbrook (2003)	20	16	306	15.3	84t	2
3.	DeSean Jackson (2009)	29	15	441	15.2	85t	2
4.	Alvin Haymond (1968)	15	6	201	13.4	54t	1
5.	Darren Sproles (2016)	17	13	224	13.2	66	0
6.	Darren Sproles (2014)	39	16	506	13.0	82t	2
7.	Reno Mahe (2005)	21	9	269	12.8	44	0
8.	Frank Reagan (1949)	21	---	266	12.7	42	1
9.	Kelvin Martin (1995)	17	10	214	12.6	38	0
10.	Vai Sikahema (1992)	40	10	503	12.6	87t	1

Led NFL Led Conference

PUNT RETURNS

Rk	Player	PR
1.	Wally Henry (1981).....	54
2.	Rod Harris (1991).....	53
3.	DeSean Jackson (2008).....	50
4t.	Brian Mitchell (2002).....	46
	Larry Marshall (1977).....	46

PUNT RETURN YARDS

Rk	Player	Yds
1.	Brian Mitchell (2002).....	567
2.	Darren Sproles (2014).....	506
3.	Vai Sikahema (1992).....	503
4.	Larry Marshall (1977).....	489
5.	Brian Mitchell (2001).....	467

PUNT RETURN TDs

Rk	Player	TD
1t.	Darren Sproles (2015).....	2
	Darren Sproles (2014).....	2
	DeSean Jackson (2009).....	2
	Brian Westbrook (2003).....	2

LONGEST PUNT RETURNS

Rk	Player	Yds
1.	Damaris Johnson (12/2/2012 at Cowboys).....	98t
2.	Darren Sproles (9/27/2015 at Jets).....	89t
3.	Vai Sikahema (11/22/1992 at Giants).....	87t
4.	DeSean Jackson (9/13/2009 at Panthers).....	85t
5.	Brian Westbrook (10/19/2003 at Giants).....	84t
6.	Darren Sproles (12/6/2015 at Patriots).....	83t
7.	Darren Sproles (9/28/2014 at 49ers).....	82t
8t.	Brian Westbrook (12/21/2003 vs. 49ers).....	81t
	Tommy McDonald (10/4/1959 vs. Giants).....	81t
10.	Ernie Steele (10/25/1942 at Bears) (lateral).....	80t

MOST PUNT RETURNS, Game

Rk	Player	PR
1.	Larry Marshall (9/18/77 vs. Buccaneers).....	9
2t.	DeSean Jackson (9/7/08 vs. Rams)	8
	Evan Cooper (10/26/86 vs. Chargers).....	8
	Vai Sikahema (12/13/92 at Seahawks).....	8

MOST PUNT RETURN YARDS, Game

Rk	Player	Yds
1.	Alvin Haymond (10/6/68 at Washington).....	140
2.	Darren Sproles (12/6/15 at Patriots).....	115
3.	Vai Sikahema (11/22/92 at Giants).....	111

STARTING QB RECORDS



STARTING QUARTERBACK RECORDS (SINCE 1956)

2020	Carson Wentz	2-4-1	1998	Bobby Hoying	1-6	1977	Ron Jaworski	5-9
2019	Carson Wentz	9-7		Koy Detmer	1-4	1976	Mike Boryla	3-7
2018	Carson Wentz	5-6		Rodney Peete	1-3		Roman Gabriel	1-3
	Nick Foles	4-1	1997	Ty Detmer	2-5	1975	Roman Gabriel	2-7
2017	Carson Wentz	11-2		Bobby Hoying	2-3-1		Mike Boryla	2-3
	Nick Foles	2-1		Rodney Peete	2-1	1974	Roman Gabriel	4-7
2016	Carson Wentz	7-9	1996	Ty Detmer	7-4		Mike Boryla	3-0
2015	Sam Bradford	7-7		Rodney Peete	3-2	1973	Roman Gabriel	5-8-1
	Mark Sanchez	0-2	1995	Rodney Peete	9-3	1972	John Reaves	0-7
2014	Nick Foles	6-2		Randall Cunningham	1-3		Pete Liske	2-4-1
	Mark Sanchez	4-4	1994	Randall Cunningham	7-7	1971	Pete Liske	5-5
2013	Michael Vick	2-4		Bubby Brister	0-2		Rick Arrington	1-2-1
	Nick Foles	8-2	1993	Bubby Brister	4-4	1970	Norm Snead	3-9-1
2012	Michael Vick	3-7		Randall Cunningham	4-0		Rick Arrington	0-1
	Nick Foles	1-5		Ken O'Brien	0-4	1969	Norm Snead	4-8-1
2011	Michael Vick	7-6	1992	Randall Cunningham	10-5		George Mira	0-1
	Vince Young	1-2		Jim McMahon	1-0	1968	Norm Snead	2-9
2010	Michael Vick	8-3	1991	Jim McMahon	8-3		King Hill	0-2
	Kevin Kolb	2-3		Randall Cunningham	1-0		John Huarte	0-1
2009	Donovan McNabb	10-4		Jeff Kemp	1-1	1967	Norm Snead	6-7-1
	Kevin Kolb	1-1		Brad Goebel	0-2	1966	Norm Snead	5-5
2008	Donovan McNabb	9-6-1	1990	Randall Cunningham	10-6		King Hill	2-0
2007	Donovan McNabb	8-6	1989	Randall Cunningham	11-5		Jack Concannon	2-0
	A.J. Feeley	0-2	1988	Randall Cunningham	10-6	1965	Norm Snead	4-5
2006	Donovan McNabb	5-5	1987	Randall Cunningham	7-5		King Hill	1-4
	Jeff Garcia	5-1		Scott Tinsley	0-3	1964	Norm Snead	4-6
2005	Donovan McNabb	4-5	1986	Ron Jaworski	3-6		King Hill	1-1
	Mike McMahon	2-5		Randall Cunningham	1-3-1		Jack Concannon	1-1
2004	Donovan McNabb	13-2		Matt Cavanaugh	1-1	1963	Sonny Jurgensen	2-6-1
	Koy Detmer	0-1	1985	Ron Jaworski	6-6		King Hill	0-4-1
2003	Donovan McNabb	12-4		Randall Cunningham	1-3	1962	Sonny Jurgensen	3-9-1
2002	Donovan McNabb	7-3	1984	Ron Jaworski	5-7-1		King Hill	0-1
	A.J. Feeley	4-1		Joe Pisarcik	1-2	1961	Sonny Jurgensen	10-4
	Koy Detmer	1-0	1983	Ron Jaworski	5-11	1960	Norm Van Brocklin	10-2
2001	Donovan McNabb	11-5	1982	Ron Jaworski	3-6	1959	Norm Van Brocklin	7-5
2000	Donovan McNabb	11-5	1981	Ron Jaworski	10-6	1958	Norm Van Brocklin	2-9-1
1999	Doug Pederson	2-7	1980	Ron Jaworski	12-4	1957	Bobby Thomason	2-5
	Donovan McNabb	2-4	1979	Ron Jaworski	11-5		Sonny Jurgensen	2-3
	Koy Detmer	1-0	1978	Ron Jaworski	9-7	1956	Bobby Thomason	3-5-1



DONOVAN McNABB



CARSON WENTZ



NICK FOLES

RETURN TOUCHDOWNS



INTERCEPTIONS RETURNED FOR TOUCHDOWNS

Date	Player	Yds			
10/4/20	Alex Singleton at SF (W)	30	12/19/82	Richard Blackmore vs. Oilers (W)	20
10/6/19	Nathan Gerry vs. Jets (W)	51	12/17/78	Frank LeMaster vs. Giants (W)	9
1/21/18	Patrick Robinson vs. Vikings (W)	50	10/15/78	John Sanders vs. Washington (W)	19
10/29/17	Jalen Mills vs. 49ers (W)	37	12/21/75	Frank LeMaster at Washington (W)	89
12/22/16	Malcolm Jenkins vs. Giants (W)	34	12/21/75	Joe Lavender at Washington (W)	36
12/11/16	Leodis McKelvin vs. Washington (L)	29	9/29/74	Joe Lavender vs. Baltimore Colts (W)	37
10/16/16	Malcolm Jenkins at Washington (L)	64	12/9/73	John Outlaw vs. Jets (W)	45
12/6/15	Malcolm Jenkins at Patriots (W)	99	12/19/71	Al Nelson at Giants (W)	19
11/8/15	Jordan Hicks* at Cowboys (W)	67	10/19/69	Bill Bradley* at Cowboys (L)	56
10/19/15	Nolan Carroll vs. Giants (W)	17	10/13/69	Nate Ramsey at Baltimore Colts (L)	26
11/10/14	Bradley Fletcher vs. Panthers (W)	34	9/21/69	Joe Scarpati vs. Browns (L)	34
9/28/14	Malcolm Jenkins at 49ers (L)	53	12/10/67	Joe Scarpati at Cowboys (L)	67
12/22/13	Brandon Boykin vs. Bears (W)	54	10/8/67	Don Hultz at Falcons (W)	16
11/13/11	Asante Samuel vs. Cardinals (L)	20	11/20/66	Jim Nettles at 49ers (W)	34
11/15/10	Dimitri Patterson at Washington (W)	40	12/12/65	Jim Nettles* at Steelers (W)	56
12/6/09	Sheldon Brown at Falcons (W)	83	12/12/65	George Tarasovic at Steelers (W)	40
10/26/09	Will Witherspoon at Washington (W)	9	12/12/65	Maxie Baughan at Steelers (W)	33
1/4/09	Asante Samuel at Vikings (W)	44	12/6/64	Joe Scarpati* vs. Cowboys (W)	24
12/15/08	Asante Samuel vs. Browns (W)	50	10/25/64	Irv Cross at Steelers (W)	94
10/12/08	Juqua Parker at 49ers (W)	55	11/10/63	Lee Roy Caffey* at Giants (L)	87
12/17/06	Trent Cole at Giants (W)	19	10/13/57	Jimmy Harris* at Browns (L)	65
12/10/06	Michael Lewis at Washington (W)	84	10/5/57	Jerry Norton vs. Giants (L)	99
11/12/06	Sheldon Brown vs. Washington (W)	70	10/14/56	Eddie Bell at Steelers (W)	28
10/8/06	Lito Sheppard vs. Cowboys (W)	102	11/13/55	Bibbles Bawel vs. Browns (W)	40
10/2/05	Sheldon Brown at Chiefs (W)	40	10/15/55	Bibbles Bawel at Steelers (L)	42
11/15/04	Lito Sheppard at Cowboys (W)	101	12/12/54	Jerry Norton* vs. Giants (W)	69
10/17/04	Lito Sheppard vs. Panthers (W)	64	11/15/53	Chuck Bednarik vs. Baltimore Colts (W)	26
10/5/03	ND Kalu vs. Washington (W)	15	12/14/52	Mike Jarmoluk at Washington (L)	45
1/11/03	Bobby Taylor vs. Falcons (W)	39	12/7/52	Vic Sears vs. Dallas Texans (W)	9
12/21/02	Shawn Barber at Cowboys (W)	80	11/2/52	Russ Craft at Packers (L)	32
12/1/02	Bobby Taylor vs. Rams (W)	23	10/29/50	Joe Muha vs. Washington (W)	19
1/12/02	Damon Moore vs. Buccaneers (W)	59	10/22/50	Norm Willey* at Steelers (W)	41
11/18/01	Jeremiah Trotter at Cowboys (W)	50	9/24/50	Frank Reagan at Chicago Cardinals (W) (lateral)	46
11/18/01	William Hampton at Cowboys (W)	33	12/4/49	Joe Muha at Giants (W)	28
11/19/00	Mike Caldwell vs. Cardinals (W)	26	11/20/49	Pat McHugh vs. NY Bulldogs (W)	21
9/3/00	Jeremiah Trotter at Cowboys (W)	27	11/10/46	Gil Steinke at Giants (L)	52
1/2/00	Mike Mamula vs. Rams (W)	41	12/3/44	Vic Linskog* vs. Brooklyn Tigers (W)	65
1/2/00	Al Harris vs. Rams (W)	17	11/26/44	Tom Miller vs. Bears (L)	35
11/21/99	Brandon Whiting vs. Colts (L)	22	11/19/44	Jack Hinkle at Washington (W)	50
10/24/99	Brian Dawkins at Dolphins (L)	67	11/7/43	Larry Cabrelli vs. Washington (T)	24
10/3/99	Bobby Taylor at Giants (L)	18	10/31/43	Ben Kish vs. Chicago Cardinals (W)	86
12/7/97	Brian Dawkins vs. Giants (L)	64	9/16/38	Jay Arnold at Pittsburgh Pirates (W)	22
11/3/96	Troy Vincent at Cowboys (W) (lateral)	90	10/10/37	Maurice Harper* at Washington (W)	20
12/30/95	William Thomas vs. Lions (W)	30	11/6/34	Swede Hanson vs. Cincinnati Reds (W)	---
12/30/95	Barry Wilburn vs. Lions (W)	24	11/26/33	Lee Woodruff vs. Cincinnati Reds (W)	55
9/10/95	William Thomas at Cardinals (W)	37			
12/24/94	Mike Zordich at Bengals (L)	18			
10/30/94	Greg Jackson at Washington (W)	55			
12/26/93	Eric Allen vs. Saints (W)	33			
12/26/93	Eric Allen vs. Saints (W)	25			
10/3/93	Eric Allen at Jets (W)	94			
9/19/93	Eric Allen vs. Washington (W)	29			
1/3/93	Eric Allen at Saints (W)	18			
12/6/92	Seth Joyner vs. Vikings (W)	24			
11/22/92	Seth Joyner at Giants (W)	43			
12/22/91	Otis Smith vs. Washington (W)	74			
12/23/90	Eric Allen vs. Cowboys (W)	35			
11/25/90	Byron Evans vs. Giants (W)	23			
11/12/90	William Frizzell vs. Washington (W)	30			
12/3/89	Clyde Simmons at Giants (W)	60			
9/10/89	Eric Everett vs. Seahawks (W)	30			
10/27/85	Wes Hopkins vs. Bills (W)	24			
9/29/85	Herman Edwards vs. Giants (L)	3			

* Rookie [Playoff Game](#)



MALCOLM JENKINS

RETURN TOUCHDOWNS



FUMBLES RETURNED FOR TOUCHDOWNS

Date	Player	Yds			
10/18/20	J.J. Arcega-Whiteside vs. Ravens (L)	0	11/22/64	Mike Morgan* vs. St. Louis Cardinals (L)	0
12/15/19	Nigel Bradham at Washington (W)	48	11/27/60	J.D. Smith vs. Giants (W)	0
10/6/19	Orlando Scandrick vs. Jets (W)	44	11/20/60	Jimmy Carr at Giants (W)	38
12/25/17	Derek Barnett* vs. Raiders (W)	23	12/13/59	Don Owens vs. Browns (L)	3
12/10/17	Brandon Graham at Rams (W)	16	11/22/59	Jerry Huth vs. Los Angeles Rams (W)	0
11/26/17	Nelson Agholor vs. Bears (W)	0	10/4/59	Chuck Weber vs. Giants (W)	0
11/19/17	Nigel Bradham at Cowboys (W)	37	12/12/54	Norm Willey vs. Giants (W)	0
9/10/17	Fletcher Cox at Washington (W)	20	10/25/53	Tom Scott* at Chicago Cardinals (W)	0
1/3/16	Walter Thurmond at Giants (W)	83	12/7/52	Ebert Van Buren vs. Dallas Texans (W)	0
10/5/14	Cedric Thornton vs. Rams (W)	0	11/16/52	Pete Pihos vs. Chicago Cardinals (W)	12
9/7/14	Fletcher Cox vs. Jaguars (W)	17	11/9/52	Mike Jarmoluk vs. Washington (W)	16
10/27/13	Najee Goode vs. Giants (L)	2	11/4/51	Gerry Cowhig at Steelers (W)	25
12/18/11	Juqua Parker vs. Jets (W)	47	10/29/50	John Green vs. Washington (W)	2
11/7/11	Brian Rolle vs. Bears (L)	22	11/6/49	Russ Craft vs. Los Angeles Rams (W)	21
9/11/11	Juqua Parker at Rams (W)	56	10/31/48	Bosh Pritchard at Steelers (W)	18
10/10/10	Quintin Mikell at 49ers (W)	52	10/5/47	Joe Muha vs. Giants (W)	2
12/13/09	Sheldon Brown at Giants (W)	60	10/8/44	Jack Banta vs. Washington (T)	0
9/13/09	Victor Abiamiri at Panthers (W)	2	10/31/43	Jack Hinkle vs. Chicago Cardinals (W)	0
12/28/08	Joselio Hanson vs. Cowboys (W)	96	10/24/43	Al Wukits* at Giants (L)	2
12/28/08	Chris Clemons vs. Cowboys (W)	73	11/1/42	Rupert Pate at Washington (L)	53
9/15/08	Chris Gocong at Cowboys (L)	0	9/20/42	Vic Sears at Cleveland Rams (L)	25
12/30/07	Kevin Curtis vs. Bills (W)	0	9/15/40	Don Looney* at Packers (L)	44
12/23/07	Kevin Curtis at Saints (W)	0	10/15/39	Theodore Schmitt at Giants (L)	63
9/24/06	Mike Patterson at 49ers (W)	98	9/25/38	Bob Pylman* vs. Giants (W)	88
10/9/05	Sheldon Brown at Cowboys (L)	80	9/25/38	Joe Carter vs. Giants (W)	92
1/16/05	Freddie Mitchell vs. Vikings (W)	0	9/16/38	Jay Arnold at Pittsburgh Pirates (W)	18
12/15/02	Carlos Emmons vs. Washington (W)	44	10/31/37	Joe Pilconis at Pittsburgh Pirates (L)	22
12/9/01	Brian Dawkins vs. Chargers (W)	49			
9/30/01	Damon Moore vs. Cowboys (W)	10			
9/15/97	William Thomas at Cowboys (L)	37			
12/22/96	Mike Mamula vs. Cardinals (W)	4			
10/13/96	William Thomas at Giants (W)	23			
9/30/96	Rhett Hall vs. Cowboys (L)	32			
12/24/95	Jerome Henderson at Bears (L)	0			
10/29/95	Kevin Johnson vs. St. Louis Rams (W)	37			
10/15/95	Mike Zordich at Giants (W)	58			
9/24/95	Greg Jackson at Raiders (L)	45			
1/3/94	Byron Evans at 49ers (W)	30			
9/13/92	Reggie White at Phoenix Cardinals (W)	37			
11/24/91	Seth Joyner at Phoenix Cardinals (W)	34			
11/24/91	Clyde Simmons at Phoenix Cardinals (W)	0			
10/6/91	Seth Joyner at Buccaneers (L)	0			
11/12/90	Clyde Simmons vs. Washington (W)	18			
12/3/89	Andre Waters at Giants (W)	3			
11/20/88	Cris Carter at Giants (W)	0			
9/20/87	Seth Joyner vs. Saints (W)	18			
9/13/87	Reggie White at Washington (L)	70			
12/15/85	Dave Little at Chargers (L)	0			
12/26/82	Greg Brown at Cowboys (W)	0			
10/11/81	Frank LeMaster at Saints (W)	47			
9/27/81	Greg Brown* vs. Washington (W)	7			
11/16/80	Jerry Robinson at Washington (W)	59			
11/19/78	Herman Edwards at Giants (W)	26			
12/1/74	Will Wynn vs. Packers (W)	87			
10/6/74	Bill Dunstan at Chargers (W)	46			
9/23/74	Joe Lavender vs. Cowboys (W)	96			
11/4/73	Will Wynn* vs. Patriots (W)	24			
11/21/71	Steve Smith at St. Louis Cardinals (W)	5			
11/21/71	Ben Hawkins at St. Louis Cardinals (W)	5			
11/15/70	Steve Preece vs. Falcons (T)	21			
12/18/66	Harold Wells at Washington (W)	60			
10/10/65	George Tarasovic at Cowboys (W)	62			

* Rookie [Playoff Game](#)

LONGEST FUMBLE RETURN FOR TD

Rk	Player	Yds
1.	Mike Patterson (9/24/06 at 49ers)	98t
2t.	Joselio Hanson (12/28/08 vs. Cowboys)	96t
	Joe Lavender (9/23/74 vs. Cowboys)	96t
4.	Joe Carter (9/25/38 vs. Giants)	92t
5.	Boby Pylman (9/25/38 vs. Giants)	88t
6.	Will Wynn (12/1/74 vs. Packers)	87t
7.	Walter Thurmond (1/3/16 at Giants)	83t
8.	Sheldon Brown (10/9/05 at Cowboys)	80t
9.	Chris Clemons (12/28/08 vs. Cowboys)	73t
10.	Reggie White (9/13/87 at Washington)	70t

MOST FUMBLE RECOVERY TDS, Career

Rk	Player	FR-TD
1.	Seth Joyner (1986-93)	3
2t.	Fletcher Cox (2012-)	2
	Nigel Bradham (2016-19)	2
	Juqua Parker (2005-11)	2
	Kevin Curtis (2007-09)	2
	Sheldon Brown (2002-09)	2
	William Thomas (1991-97)	2
	Reggie White (1985-92)	2
	Clyde Simmons (1986-90)	2
	Greg Brown (1981-84)	2
	Will Wynn (1973-76)	2

MOST FUMBLE RECOVERY TDS, Season

Rk	Player	FR-TD
1t.	Juqua Parker (2011)	2
	Kevin Curtis (2007)	2
	Seth Joyner (1991)	2

RETURN TOUCHDOWNS



KICKOFFS RETURNED FOR TDs

Date	Player	Yds
11/23/14	Josh Huff* vs. Titans (W)	107
9/17/61	Timmy Brown vs. Browns (W)	105
10/7/50	Russ Craft vs. Los Angeles Rams (W)	103
9/21/14	Chris Polk vs. Washington (W)	102
11/13/38	Dave Smukler at Brooklyn Dodgers (L)	100
11/23/08	Quintin Demps* at Ravens (L)	100
9/22/63	Timmy Brown vs. Cardinals (L)	100
12/2/62	Timmy Brown at Washington (W)	99
12/11/77	Wilbert Montgomery* vs. Giants (W)	99
10/23/16	Josh Huff vs. Vikings (W)	98
9/22/68	Alvin Haymond vs. Giants (L)	98
12/2/45	Steve Van Buren at Giants (L)	98
11/1/42	Bosh Pritchard* at Washington (L)	97
9/22/96	Derrick Witherspoon at Falcons (W)	97
11/12/44	Steve Van Buren* vs. Giants (T)	97
9/24/55	Jerry Norton vs. Giants (W)	96
11/24/96	Derrick Witherspoon at Cardinals (L)	95
9/28/47	Steve Van Buren vs. Washington (W)	95
11/4/01	Brian Mitchell at Cardinals (W)	94
12/24/94	Herschel Walker at Bengals (L)	94
11/6/66	Timmy Brown vs. Cowboys (W)	93
12/2/79	Billy Campfield vs. Lions (W)	92
11/6/66	Timmy Brown vs. Cowboys (W)	90
11/14/99	Allen Rossum vs. Washington (W)	89
11/18/84	Andre Waters* vs. Washington (W)	89
10/1/00	Brian Mitchell vs. Falcons (W)	89
10/16/16	Wendell Smallwood* at Washington (L)	86
12/17/95	Derrick Witherspoon vs. Cardinals (W)	86
11/2/97	Willie Clark at Cardinals (L)	39

* Rookie [Playoff Game](#)

BLOCKED PUNTS RETURNED FOR TDs

Date	Player	Yds
12/6/15	Najee Goode at Patriots (W)	24
12/28/14	Trey Burton* at Giants (W)	27
10/5/14	Chris Maragos vs. Rams (W)	10
9/28/14	Brad Smith at 49ers (L)	0
11/22/92	Ken Rose at Giants (W)	3
9/2/84	Rich Kraynak at Giants (L)	8
10/31/71	Bill Hobbs vs. Broncos (W)	0
12/20/70	Mike Dirks vs. Steelers (W)	0
11/12/67	Jim Nettles at Los Angeles Rams (L)	0
12/18/49	<u>Leo Skladany* at Los Angeles Rams (W)</u>	2
11/3/46	Augie Lio vs. Giants (W)	0

* Rookie [Playoff Game](#)

MISSED FIELD GOALS RETURNED FOR TDs

Date	Player	Yds
9/26/71	Al Nelson vs. Cowboys (L)	101
12/11/66	Al Nelson vs. Browns (W)	100
9/16/62	Timmy Brown vs. St. Louis Cardinals (L)	99

BLOCKED FIELD GOALS RETURNED FOR TDs

Date	Player	Yds
10/23/05	Matt Ware vs. Chargers (W)	65
11/20/88	Clyde Simmons at Giants (W)	15

PUNTS RETURNED FOR TDs

Date	Player	Yds
12/2/12	Damaris Johnson* at Cowboys (L)	98
9/27/15	Darren Sproles at Jets (W)	89
11/22/92	Vai Sikahema at Giants (W)	87
9/13/09	DeSean Jackson at Panthers (W)	85
10/19/03	Brian Westbrook at Giants (W)	84
12/6/15	Darren Sproles at Patriots (W)	83
9/28/14	Darren Sproles at 49ers (L)	82
12/21/03	Brian Westbrook vs. 49ers (L)	81
10/4/59	Tommy McDonald vs. Giants (W)	81
10/25/42	Ernie Steele* at Bears (L) (lateral)	80
12/21/47	<u>Bosh Pritchard at Steelers (W)</u>	79
11/25/02	Brian Mitchell at 49ers (W)	76
11/30/86	Greg Garrity at Los Angeles Raiders (W)	76
12/13/09	DeSean Jackson at Giants (W)	72
9/24/00	Brian Mitchell at Saints (W)	72
10/30/49	Clyde Scott* at Steelers (W)	70
11/23/47	Pat McHugh* at Boston Yanks (L)	69
10/5/08	DeSean Jackson* vs. Washington (L)	68
11/6/66	Aaron Martin vs. Cowboys (W)	67
12/3/61	Timmy Brown at Steelers (W)	66
11/10/14	Darren Sproles vs. Panthers (W)	65
12/19/10	DeSean Jackson at Giants (W)	65
12/19/65	Bob Shann* vs. Lions (L)	63
10/11/59	Art Powell* vs. Steelers (W)	58
9/3/78	Wally Henry vs. Los Angeles Rams (L)	57
11/9/52	Don Stevens* vs. Washington (W)	56
10/31/48	Bosh Pritchard at Steelers (W)	55
10/22/44	Steve Van Buren* vs. Boston Yanks (W)	55
10/6/68	Alvin Haymond at Washington (L)	54
10/26/52	Bibbles Bawel* at Giants (W)	52
12/8/46	Steve Van Buren at Boston Yanks (W)	50
12/4/49	Frank Reagan at Giants (W)	41
11/2/47	Pete Pihos* at Washington (W)	26
10/18/36	Stumpy Thomason at Boston (L)	15

* Rookie [Playoff Game](#)



DARREN SPROLES

ROOKIE RECORDS SEASON



PASSING

MOST ATTEMPTS

1. Carson Wentz (2016).....	607
2. Nick Foles (2012).....	265
3. John Reaves (1972).....	224
4. Donovan McNabb (1999).....	216
5. Davey O'Brien (1939).....	201
6. Mike Boryla (1974).....	102
7. Foster Watkins (1940).....	85
8. Randall Cunningham (1985).....	81
9t. Rick Arrington (1970).....	73
Red Kirkman (1933).....	73

MOST COMPLETIONS

1. Carson Wentz (2016).....	379
2. Nick Foles (2012).....	161
3. John Reaves (1972).....	108
4. Donovan McNabb (1999).....	106
5. Davey O'Brien (1939).....	99
6. Mike Boryla (1974).....	60
7. Rick Arrington (1970).....	37
8. Randall Cunningham (1985).....	34
9. Sonny Jurgensen (1957).....	33
10t. Matt Barkley (2013).....	30
Brad Goebel (1991).....	30

MOST PASSING YARDS

1. Carson Wentz (2016).....	3,782
2. Nick Foles (2012).....	1,699
3. John Reaves (1972).....	1,508
4. Davey O'Brien (1939).....	1,324
5. Donovan McNabb (1999).....	948
6. Mike Boryla (1974).....	580
7. Foster Watkins (1940).....	565
8. Randall Cunningham (1985).....	548
9. Sonny Jurgensen (1957).....	470
10. Red Kirkman (1933).....	354

MOST TOUCHDOWNS

1. Carson Wentz (2016).....	16
2. Donovan McNabb (1999).....	8
3. John Reaves (1972).....	7
4t. Nick Foles (2012).....	6
Davey O'Brien (1939).....	6
6t. Mike Boryla (1974).....	5
Sonny Jurgensen (1957).....	5

HIGHEST COMPLETION PERCENTAGE

1. Carson Wentz (2016).....	62.4
2. Nick Foles (2012).....	60.8
3. Mike Boryla (1974).....	58.8
4. Davey O'Brien (1939).....	49.3
5. Donovan McNabb (1999).....	49.1

(min. 75 attempts)

HIGHEST PASSER RATING

1. Carson Wentz (2016).....	79.3
2. Nick Foles (2012).....	79.1
3. Mike Boryla (1974).....	78.9
4. Donovan McNabb (1999).....	60.1
5. John Reaves (1972).....	58.4

(min. 75 attempts)

RUSHING

MOST ATTEMPTS

1. Po James (FB) (1972).....	182
2. Miles Sanders (2019).....	179
3. Keith Byars (FB) (1986).....	177
4. Lee Bougness (FB) (1970).....	159
5. LeSean McCoy (2009).....	155
6. Billy Barnes (1957).....	143
7. James Joseph (1991).....	135
8. Correll Buckhalter (2001).....	129
9. Clarence Peaks (1957).....	125
10. Mike Hogan (1976).....	123

MOST RUSHING YARDS

1. Miles Sanders (2019).....	818
2. LeSean McCoy (2009).....	637
3. Correll Buckhalter (2001).....	586
4. Keith Byars (FB) (1986).....	577
5. Po James (FB) (1972).....	565
6. Bryce Brown (2012).....	564
7. Mike Hogan (FB) (1976).....	561
8. Billy Barnes (1957).....	529
9. Josh Adams (2018).....	511
10. Clarence Peaks (1957).....	495

MOST TOUCHDOWNS

1t. Steve Van Buren (1944).....	5
Don Johnson (1953).....	5
3t. Corey Clement (2017).....	4
Bryce Brown (2012).....	4
LeSean McCoy (2009).....	4
Ken Keller (1956).....	4
Mel Bleeker (1944).....	4
Jim Castiglia (FB) (1941).....	4

RECEIVING

MOST RECEPTIONS

1. Keith Jackson (TE) (1988).....	81
2. Jordan Matthews (2014).....	67
3. DeSean Jackson (2008).....	62
4. Don Looney (E) (1940).....	58
5. Jeremy Maclin (2009).....	56
6. Charle Young (TE) (1973).....	55
7t. Miles Sanders (RB) (2019).....	50
Lee Bougness (RB) (1970).....	50
9. Reggie Brown (2005).....	43
10t. Victor Bailey (1993).....	41
Junior Tautalasati (RB) (1986).....	41

MOST RECEIVING YARDS

1. DeSean Jackson (2008).....	912
2. Jordan Matthews (2014).....	872
3. Keith Jackson (TE) (1988).....	869
4. Charle Young (TE) (1973).....	854
5. Jeremy Maclin (2009).....	773
6. Fred Barnett (1990).....	721
7. Don Looney (E) (1940).....	707
8. Calvin Williams (1990).....	602
9. Reggie Brown (2005).....	571
10. Victor Bailey (1993).....	545

MOST TOUCHDOWNS

1. Calvin Williams (1990).....	9
2t. Jordan Matthews (2014).....	8
Fred Barnett (1990).....	8
Bobby Walston (E) (1951).....	8
5. Pete Pihos (E) (1947).....	7
6t. Keith Jackson (TE) (1988).....	6
Charle Young (TE) (1973).....	6
8. Hal Giancanelli (B) (1953).....	5

TOTAL OFFENSE

MOST SCRIMMAGE YARDS

1. Miles Sanders (RB) (2019).....	1,327
2. DeSean Jackson (WR) (2008).....	1,008
3. LeSean McCoy (RB) (2009).....	945
4. Charle Young (TE) (1973).....	878
5. Jordan Matthews (WR) (2014).....	872
6. Keith Jackson (TE) (1988).....	869
7. Lee Bougness (RB) (1970).....	802
8. Jeremy Maclin (WR) (2009).....	766
9. Billy Barnes (RB) (1957).....	741
10. Fred Barnett (WR) (1990).....	734

MOST TOUCHDOWNS

1. Calvin Williams (WR) (1990).....	9
2t. Jordan Matthews (WR) (2014).....	8
Fred Barnett (WR) (1990).....	8
Bobby Walston (E) (1951).....	8
Pete Pihos (E) (1947).....	8
Mel Bleeker (RB) (1944).....	8
7t. Charle Young (TE) (1973).....	7
Don Johnson (RB) (1953).....	7
Steve Van Buren (RB) (1944).....	7
10t. Miles Sanders (RB) (2019).....	6
Corey Clement (RB) (2017).....	6
Keith Jackson (TE) (1988).....	6
Hal Giancanelli (B) (1953).....	6



MILES SANDERS

ROOKIE RECORDS SEASON



SACKS

MOST SACKS (SINCE 1982)

1.	Corey Simon (DT) (2000).....	9.5
2.	Derrick Burgess (DE) (2001).....	6.0
3t.	Fletcher Cox (DT) (2012).....	5.5
	Mike Mamula (DE) (1995).....	5.5
5t.	Derek Barnett (DE) (2017).....	5.0
	Trent Cole (DE) (2005).....	5.0
7.	Jerome Brown (DT) (1987).....	4.0
8.	Mike Patterson (DT) (2005).....	3.5
9.	Brandon Graham (DE) (2010).....	3.0

INTERCEPTIONS

MOST INTERCEPTIONS (SINCE 1940)

1t.	Tom Brookshier (DB) (1953).....	8
	Ed "Bibbles" Bawel (B) (1952).....	8
3.	Herman Edwards (DB) (1977).....	6
4t.	Eric Allen (DB) (1988).....	5
	Randy Logan (S) (1973).....	5
	Jerry Norton (DB) (1954).....	5
	Steve Van Buren (B) (1944).....	5
8t.	Roynell Young (CB) (1980).....	4
	Brenard Wilson (S) (1979).....	4

KICKING

MOST POINTS

1.	Cody Parkey (2014).....	150
2.	Alex Henery (2011).....	118
3.	Paul McFadden (1984).....	116
4.	Jake Elliott (2017).....	110
5.	Tony Franklin (1979).....	105

MOST FIELD GOALS

1.	Cody Parkey (2014).....	32
2.	Paul McFadden (1984).....	30
3.	Jake Elliott (2017).....	26
4.	Alex Henery (2011).....	24
5.	Tony Franklin (1979).....	23

MOST FIELD GOAL ATTEMPTS

1.	Paul McFadden (1984).....	37
2.	Cody Parkey (2014).....	36
3t.	Jake Elliott (2017).....	31
	Tony Franklin (1979).....	31
5.	Alex Henery (2011).....	27

HIGHEST FIELD GOAL PERCENTAGE

1t.	Cody Parkey (2014).....	88.9
	Alex Henery (2011).....	88.9
3.	Jake Elliott (2017).....	83.7
4.	Paul McFadden (1984).....	81.1
5.	Tony Franklin (1979).....	74.2

(min. 16 FG attempts)

PUNTING

MOST PUNTS

1.	John Teltschik (1986).....	108
2.	Tom Hutton (1995).....	85
3.	Merritt Kersey (1974).....	82
4t.	Max Runager (1979).....	74
	Bill Bradley (1969).....	74

MOST PUNTING YARDS

1.	John Teltschik (1986).....	4,493
2.	Tom Hutton (1995).....	3,682
3.	Sav Rocca (2007).....	3,066
4.	Merritt Kersey (1974).....	2,959
5.	Bill Bradley (1969).....	2,942

HIGHEST GROSS AVERAGE

1.	Tom Hutton (1995).....	43.32
2.	Chas Henry (2011).....	42.88
3.	Sav Rocca (2007).....	42.00
4.	John Teltschik (1986).....	41.60
5.	Bill Bradley (1969).....	39.76

(min. 2.5 punts/game)

KICKOFF RETURNS

MOST KICKOFF RETURNS

1.	Quintin Demps (2008).....	52
2.	Herman Hunter (1985).....	48
3.	Duce Staley (1997).....	47
4.	Brandon Boykin (2012).....	45
5.	Allen Rossum (1998).....	44
6.	J.R. Reed (2004).....	33
7t.	Jorrick Calvin (2010).....	32
	Billy Walik (1970).....	32
9.	Dion Lewis (2011).....	31
10t.	Ted Dean (1960).....	26
	Al Nelson (1965).....	26

MOST KICKOFF RETURN YARDS

1.	Quintin Demps (2008).....	1,314
2.	Duce Staley (1997).....	1,139
3.	Allen Rossum (1998).....	1,080
4.	Herman Hunter (1985).....	1,047
5.	Brandon Boykin (2012).....	1,037
6.	Billy Walik (1970).....	805
7.	J.R. Reed (2004).....	761
8.	Jorrick Calvin (2010).....	692
9.	Al Nelson (1965).....	683
10.	Dion Lewis (2011).....	669

KICKOFF RETURN AVERAGE (SINCE 1941)

1.	Josh Huff (2014).....	29.6
2.	Tommy McDonald (1957).....	27.6
3.	Israel Lang (1964).....	27.1
4.	Art Powell (1959).....	27.1
5.	Don Stevens (1952).....	27.1
6.	Wilbert Montgomery (1977).....	26.9
7.	Al Nelson (1965).....	26.3
8.	Quintin Demps (2008).....	25.3
9.	Billy Walik (1970).....	25.2
10.	Allen Rossum (1998).....	24.6

(min. 10 returns)

PUNT RETURNS

MOST PUNT RETURNS

1.	DeSean Jackson (2008).....	50
2.	Evan Cooper (1984).....	40
3.	Ed "Bibbles" Bawel (1952).....	34
4.	Bill Bradley (1969).....	28
5t.	Damaris Johnson (2012).....	26
	Tommy McDonald (1957).....	26
7.	Allen Rossum (1998).....	22
8.	Jerry Norton (1954).....	21
9t.	Bobby Morse (1987).....	20
	Billy Walik (1970).....	20

MOST PUNT RETURN YARDS

1.	DeSean Jackson (2008).....	440
2.	Damaris Johnson (2012).....	291
3.	Ed "Bibbles" Bawel (1952).....	261
4.	Evan Cooper (1984).....	250
5.	Steve Van Buren (1944).....	230
6.	Dexter Wynn (2004).....	194
7.	Allen Rossum (1998).....	187
8.	Ernie Steele (1942).....	184
9.	Bill Bradley (1969).....	181
10.	Don Stevens (1952).....	17

PUNT RETURN AVERAGE (SINCE 1941)

1.	Pat McHugh (1947).....	15.7
2.	Steve Van Buren (1944).....	15.3
3.	Damaris Johnson (2012).....	11.2
4.	Dexter Wynn (2004).....	10.8
5.	Don Stevens (1952).....	10.8
6.	Jorrick Calvin (2010).....	10.4
7t.	Ken Keller (1956).....	9.7
	Bosh Pritchard (1942).....	9.7
9.	DeSean Jackson (2008).....	8.8
10.	Allen Rossum (1998).....	8.5

(min. 10 returns)



COREY SIMON



MOST PASSING YARDS

Rk	Player	Yds
1.	Nick Foles (12/9/2012 at Buccaneers).....	381
2.	Carson Wentz (11/6/2016 at Giants).....	364
3.	Nick Foles (12/23/2012 vs. Washington).....	345
4.	Carson Wentz (12/11/2016 vs. Washington).....	314
5.	Carson Wentz (12/4/2016 at Bengals).....	308
6.	Carson Wentz (9/25/2016 vs. Steelers).....	301
7.	Davey O'Brien (11/12/1939 vs. Packers).....	289
8.	Carson Wentz (9/11/2016 vs. Browns) (first start).....	278

MOST COMPLETIONS

Rk	Player	Cmp
1.	Carson Wentz (12/4/2016 at Bengals).....	36
2t.	Carson Wentz (12/11/2016 vs. Washington).....	32
	Carson Wentz (10/30/2016 at Cowboys).....	32
	Nick Foles (12/23/2012 vs. Washington).....	32
	Nick Foles (12/9/2012 at Buccaneers).....	32

MOST PASSING TOUCHDOWNS

Rk	Player	TD
1t.	Donovan McNabb (1/2/2000 vs. StL Rams).....	3
	Sonny Jurgensen (11/24/1957 vs. Washington).....	3

MOST RUSHING YARDS

Rk	Player	Yds
1.	Bryce Brown (11/26/12 vs. Panthers).....	178
2.	Bryce Brown (12/2/12 at Cowboys).....	169
3.	Correll Buckhalter (10/7/01 vs. Cardinals).....	134
4.	Steve Van Buren (11/5/44 at Brooklyn Tigers).....	129
5.	Keith Byars (12/7/86 vs. StL Cardinals).....	127
6t.	Miles Sanders (12/15/19 at Washington).....	122
	Charlie Garner (10/9/94 vs. Washington).....	122
8.	Don Johnson (11/29/53 at Giants).....	121
9.	Ryan Moats (12/11/05 vs. Giants).....	114
10.	Charlie Garner (10/2/94 at 49ers).....	111

MOST RECEIVING YARDS

Rk	Player	Yds
1.	Don Looney (12/1/40 at Washington).....	180
2.	Hank Baskett (12/31/06 vs. Falcons).....	177
3.	Jeremy Maclin (1/9/10 at Cowboys) (NFC WC).....	146
4t.	Jeremy Maclin (10/11/09 vs. Buccaneers).....	142
	Keith Jackson (12/31/88 at Bears) (NFC D).....	142
6.	Jordan Matthews (11/10/14 vs. Panthers).....	138
7.	Don Looney (9/22/40 at Cleveland Rams).....	129
8.	Clyde Scott (11/13/49 at Washington).....	127
9.	Herman Hunter (10/13/85 vs. L.A. Rams).....	120
10.	Fred Meyer (11/1/42 at Washington).....	119
11.	Bobby Walston (10/21/51 at Giants).....	118
12.	Don Looney (9/15/40 at Packers).....	115

LONGEST RUSHING TD

Rk	Player	Yds
1.	Herman Hunter (11/24/1985 at Cowboys).....	74t
2.	John Brewer (10/4/1952 vs. Giants).....	71t
3t.	Steve Van Buren (11/5/1944 at Brooklyn Tigers).....	70t
	John Kusko (11/22/1936 vs. Bears).....	70t
5t.	LeSean McCoy (11/1/2009 vs. Giants).....	66t
	Don Johnson (11/15/1953 vs. Baltimore Colts).....	66t
7t.	Miles Sanders (10/27/19 at Bills).....	65t
	Bryce Brown (12/26/2012 vs. Panthers).....	65t
9.	Don Johnson (11/29/1953 at Giants).....	63t
10.	Ryan Moats (12/18/2005 at Rams).....	59t

LONGEST RECEIVING TD

Rk	Player	Yds
1.	Fred Barnett (12/2/1990 at Bills).....	95t
2.	Hank Baskett (12/31/2006 vs. Falcons).....	89t
3.	Hank Baskett (10/8/2006 vs. Cowboys).....	87t
4.	Kenny Jackson (10/21/1984 vs. Giants).....	83t
5.	Charle Young (11/18/1973 at Cowboys).....	80t
6.	Mel Bleeker (10/22/1944 vs. Boston Yanks).....	75t
7.	Glen Young (11/6/1983 vs. Cowboys).....	71t
8.	Clyde Scott (11/13/1949 at Washington).....	70t

LONGEST KICKOFF RETURNS

Rk	Player	Yds
1.	Josh Huff (11/23/14 vs. Titans).....	107t
2.	Quintin Demps (11/23/08 at Ravens).....	100t
3.	Wilbert Montgomery (12/11/77 vs. Giants).....	99t
4t.	Steve Van Buren (11/12/44 vs. Giants).....	97t
	Bosh Pritchard (11/1/42 at Washington).....	97t
6.	Art Powell (10/4/59 vs. Giants).....	95
7.	Andre Waters (11/18/84 vs. Washington).....	89t
8.	Wendell Smallwood (10/16/16 at Washington).....	86t
9.	Billy Walik (10/25/70 at Packers).....	82
10.	Jim Castiglia (10/19/41 vs. Washington).....	72

LONGEST PUNT RETURNS

Rk	Player	Yds
1.	Damaris Johnson (12/2/12 at Cowboys).....	98t
2.	Clyde Scott (10/30/49 at Steelers).....	70t
3.	Pat McHugh (11/23/47 at Boston Yanks).....	69t
4.	DeSean Jackson (10/5/08 vs. Washington).....	68t
5.	Bob Shann (12/19/65 vs. Lions).....	63t
6.	Ernie Steele (10/11/42 at Giants).....	62
7.	DeSean Jackson (9/7/08 vs. Rams).....	60
8.	Art Powell (10/11/59 vs. Steelers).....	58t
9.	Don Stevens (11/9/52 vs. Washington).....	56t
10.	Steve Van Buren (10/22/44 vs. Boston Yanks).....	55t

MISCELLANEOUS RECORDS



100+ RUSHING YARDS (1933-49)

Date	Player	Att-Yds-Lg-TD
12/18/49	<u>Steve Van Buren</u> at Rams (W)	31-196-49-0
11/27/49	Steve Van Buren vs. Steelers (W)	27-205-41-0
11/20/49	Steve Van Buren vs. NY Bulldogs (W)	35-174-38-2
10/30/49	Steve Van Buren at Steelers (W)	17-103-31-2
10/23/49	Bosh Pritchard vs. Washington (W)	11-128-77-1
10/3/49	Steve Van Buren at Lions (W)	33-135-12-2
11/21/48	Steve Van Buren vs. Washington (W)	29-171-21-1
11/14/48	Steve Van Buren vs. Boston Yanks (W)	16-137-28-0
11/7/48	Steve Van Buren at Giants (W)	25-143-20-2
10/31/48	Steve Van Buren at Steelers (W)	22-109-21-1
11/2/47	Steve Van Buren at Washington (W)	17-138-37-2
10/19/47	Steve Van Buren at Steelers (L)	21-133-45-0
10/5/47	Steve Van Buren vs. Giants (W)	16-105-28-0
11/24/46	Steve Van Buren vs. Washington (L)	25-130-58-0
12/9/45	Steve Van Buren vs. Boston Yanks (W)	22-100-29-3
12/2/45	Steve Van Buren at Giants (L)	19-100-32-2
11/18/45	Steve Van Buren vs. Steelers (W)	19-107-24-2
11/11/45	Steve Van Buren vs. Giants (W)	19-129-28-2
11/5/44	Steve Van Buren* at Tigers (W)	12-129-70-2
11/28/43	Jack Hinkle at Washington (W)	26-117-14-1
11/21/43	Jack Hinkle vs. Lions (W)	13-132-56-1
11/15/42	Bosh Pritchard* at Dodgers (W)	14-104-26-0
9/13/36	Swede Hanson vs. Giants (W)	15-107-NA-0
11/11/34	Swede Hanson vs. Dodgers (L)	17-118-NA-0
11/6/34	Swede Hanson vs. Reds (W)	18-190-NA-2
9/16/34	Swede Hanson at Packers (L)	13-116-NA-1

* Rookie [Playoff Game](#)

100+ RECEIVING YARDS (1933-49)

Date	Player	Yds (Rec, TD)
11/13/49	Clyde Scott* (RB) at Washington (W)	127 (4, 1)
12/12/48	Jack Ferrante vs. Lions (W)	184 (7, 3)
11/28/48	Pete Pihos vs. Steelers (W)	112 (7, 1)
11/7/48	Pete Pihos at Giants (W)	128 (5, 2)
12/14/47	Pete Pihos* vs. Packers (W)	108 (4, 1)
11/11/45	Jack Ferrante vs. Giants (W)	135 (5, 2)
10/28/45	Jack Ferrante vs. Browns (W)	101 (5, 1)

* Rookie

NFL RECORDS HELD BY EAGLES

MOST TOUCHDOWN PASSES, Game

7 Nick Foles (11/3/13 at Raiders) and Adrian Burk (10/17/54 at Washington); *tied with Drew Brees, Saints (2015), Peyton Manning, Broncos (2013), Joe Kapp, Vikings (1969), Y.A. Tittle, Giants (1962), George Blanda, Houston Oilers (1961) and Sid Luckman, Bears (1943)*

MOST CONSECUTIVE COMPLETIONS

25 Nick Foles (12/30/18 at Washington); *tied with Philip Rivers, Chargers (25 vs. Cardinals, 2018) and Ryan Tannehill, Dolphins (7 at Texans, 2015)*

LONGEST TOUCHDOWN PASS

99† Ron Jaworski to Mike Quick (11/10/85 vs. Falcons) (OT); *tied with many others*

MOST INTERCEPTIONS RETURNED FOR TD, Season

4 Eric Allen, 1993; *tied with Jim Kearney, Chiefs (1972) and Ken Houston, Houston Oilers (1971)*

MOST INTERCEPTIONS, Game

4 Russ Craft (9/24/50 at Chi. Cardinals); *tied with 17 others*

MOST KICKOFF RETURN TOUCHDOWNS, Game

2 Timmy Brown (11/6/66 vs. Cowboys), 93 and 90 yards; *tied with Josh Cribbs, Browns (2009), Andre Davis, Texans (2007), Devin Hester, Bears (2006), Chad Morton, Jets (2002), Tyrone Hughes, Saints (1994), Ron Brown, Rams (1985) and Travis Williams, Packers (1967)*

MOST 50+ YARD TOUCHDOWNS, Season

8 DeSean Jackson (2009); *tied with Devin Hester, Bears (2007) and Elroy "Crazy Legs" Hirsch, Rams (1951)*



SCORING

MOST TOUCHDOWNS

- 5 James Stewart, Jaguars (10/12/97 at Jax.) (all rushing)
- 4 8x, last: Chase Claypool, Steelers (10/11/20 at Pit.)

MOST FIELD GOALS

- 5 7x, last: Josh Brown, Giants (10/27/13 at Phi., 5 att)

LONGEST FIELD GOAL

- 63 Brett Maher, Cowboys (10/20/19) at Dal.)
- 62 Brett Maher, Cowboys (12/9/18 at Dal.)
- 62 Matt Bryant, Buccaneers (10/22/06 at TB)
- 56 Justin Tucker, Ravens (9/16/12 at Phi.)
- 56 Mason Crosby, Packers (9/12/10 at Phi.)
- 56 Morten Andersen, Saints (12/26/93 at Phi.)

PASSING

MOST ATTEMPTS

- 63 Eli Manning, Giants (12/22/16 at Phi.)
- 58 Ryan Fitzpatrick, Jets (9/27/15 at NYJ)
- 57 Eli Manning, Giants (12/17/17 at NYG)
- 56 Tom Brady, Patriots (12/6/15 at NE)
- 56 Fran Tarkenton, Vikings (12/3/78 at Min.)

MOST COMPLETIONS

- 42 Dak Prescott, Cowboys (12/9/18 at Dal.)
- 38 Eli Manning, Giants (12/22/16 at Phi.)
- 37 Eli Manning, Giants (12/17/17 at NYG)
- 37 Daunte Culpepper, Vikings (9/20/04 at Phi.)
- 36 Philip Rivers, Chargers (9/15/13 at Phi.)

MOST PASSING YARDS

- 455 Dak Prescott (12/9/18 at Dal.)
- 446 Jon Kitna, Lions (9/23/07 at Phi.)
- 434 Eli Manning, Giants (12/17/17 at NYG)
- 429 Eli Manning, Giants (9/28/14 at NYG)
- 428 Joe Montana, 49ers (9/24/89 at Phi.)

MOST TOUCHDOWNS

- 5 10x, last: Matthew Stafford, Lions (11/26/15 at Det.)

LONGEST PASSING PLAY

- 96 Bill Kilmer to Walter Roberts, Saints (11/19/67 at Phi.)
- 93t Neil Lomax to Ernie Jones, Cardinals (12/10/88 at Pho.)
- 91t Jon Kitna to Roy Williams, Lions (9/23/07 at Phi.)
- 90t Seneca Wallace to Koren Robinson (11/2/08 at Sea.)
- 90t Virgil Carter to Speedy Thomas, Bengals (9/19/71 at Cin.)

RUSHING

MOST ATTEMPTS

- 43 Butch Woolfolk, Giants (11/20/83 at Phi.)

MOST RUSHING YARDS

- 237 Emmitt Smith, Cowboys (10/31/93 at Phi.) 30 att.
- 237 Jim Brown, Browns (11/19/61 at Cle.) 34 att.
- 235 Doug Martin, Buccaneers (11/22/15 vs. TB) 27 att.
- 223 Jim Brown, Browns (11/3/63 at Phi.) 28 att.
- 221 Gerald Riggs, Washington (9/17/89 at Was.) 29 att.

MOST TOUCHDOWNS

- 5 James Stewart, Jaguars (10/12/97 at Jax.)
- 4 3x, last: Joseph Addai, Colts (11/26/06 at Ind.)

LONGEST RUN FROM SCRIMMAGE

- 90t Adrian Peterson, Washington (12/3/18 at Phi.)
- 87t John Henry Johnson, Steelers (12/11/60 at Pit.)
- 85t Reggie Brooks, Washington (9/19/93 at Phi.)
- 84t Herschel Walker, Cowboys (12/14/86 at Dal.)
- 84 Doug Martin, Buccaneers (11/22/15 at Phi.)

RECEIVING

MOST RECEPTIONS

- 15 George Kittle, 49ers (10/4/20 at SF)
- 13 Wes Welker, Patriots (11/25/07 at NE)
- 13 Terrell Owens, 49ers (11/25/02 at SF)

MOST RECEIVING YARDS

- 225 Kenny Britt, Titans (10/24/10 at Ten.) 7 rec.
- 217 Amari Cooper, Cowboys (12/9/18 at Dal.) 10 rec.
- 213 Tony Hill, Cowboys (11/12/79 at Dal.) 7 rec.
- 212 Hugh Taylor, Washington (9/28/47 at Phi.) 8 rec.
- 204 Roy Williams, Lions (9/23/07 at Phi.) 9 rec.

MOST TOUCHDOWNS

- 3 21x, last: Chase Claypool, Steelers (10/11/20 at Pit.)

INTERCEPTIONS

MOST INTERCEPTIONS

- 3 14x, last: Lofa Tatupu, Seahawks (12/2/07 at Phi.)

LONGEST INTERCEPTION RETURN

- 107t Ed Reed, Ravens (11/23/08 at Bal.)
- 100t Mike Gaechter, Cowboys (10/14/62 at Dal.)
- 99t Patrick Robinson, Saints (11/5/12 at NO)
- 98 Brandon McDonald (12/15/08 vs. Cle.)
- 97t Darren Sharper, Saints (9/20/09 at Phi.)

MISCELLANEOUS

MOST PUNTS

- 14 Sammy Baugh, Washington (11/5/39 at Was.)

LONGEST PUNT

- 85 Sammy Baugh, Washington (12/1/40 at Was.)

LONGEST KICKOFF RETURN

- 105t Trindon Holliday, Broncos (9/29/13 at Den.)
- 104t Buddy Young, Colts (11/15/53 at Phi.)
- 103t George Hoey, Cardinals (11/21/71 at StL)
- 102t Larry Jones, Washington (11/24/74 at Was.)
- 101t Wallace Francis, Bills (10/7/73 at Buf.)
- 101t Amos March, Cowboys (10/14/62 at Dal.)

LONGEST PUNT RETURN

- 90t Adam Jones, Titans (11/19/06 at Phi.)
- 90t Jacques Green, Washington (9/16/02 at Was.)
- 88t Andre Coleman, Chargers (9/17/95 at Phi.)
- 88t George Grosvenor, Cardinals (11/8/36 at Chi.)
- 87t Ted Ginn Jr., Dolphins (11/18/07 at Phi.)

LONGEST FUMBLE RETURN

- 93t James Sanders, Cardinals (9/23/12 at Arz.)
- 74t Bull Karcis, Giants (10/16/38 at NYG)
- 69t DeMarcus Ware, Cowboys (10/8/06 at Phi.)
- 65t Willie Teal, Vikings (12/1/85 at Phi.)
- 64t Linval Joseph, Vikings (10/7/18 at Phi.)

LONGEST RETURN WITH INTERCEPTED LATERAL

- 93t Dick Poillon, Washington (11/21/48 at Phi.)

TEAM RECORDS SEASON



SCORING

MOST POINTS SCORED

474	(2014, 16 games)
457	(2017, 16 games)
442	(2013, 16 games)
439	(2010, 16 games)
429	(2009, 16 games)

FEWEST SCORED

51	(1936, 12 games)
60	(1935, 11 games)
77	(1933, 9 games)

MOST ALLOWED

444	(2012, 16 games)
430	(2015, 16 games)
409	(1967, 14 games)
400	(2014, 16 games)
393	(1973, 14 games)

FEWEST ALLOWED

85	(1934, 11 games)
131	(1944, 10 games)
133	(1945, 10 games)

TOUCHDOWNS

MOST POINTS SCORED

54	(2014, 16 games)
53	(2017, 16 games)
53	(2013, 16 games)
50	(1948, 12 games)

FEWEST SCORED

6	(1936, 12 games)
---	------------------

MOST ALLOWED

52	(2012, 16 games)
52	(1967, 14 games)
50	(2015, 16 games)
48	(2014, 16 games)

FEWEST ALLOWED

10	(1934, 11 games)
17	(1950, 12 games)
17	(1949, 12 games)
18	(1945, 10 games)

MOST BY RUSHING

25	(1949, 12 games)
25	(1945, 10 games)
23	(2003, 16 games)

MOST BY PASSING

38	(2017, 16 games)
34	(1990, 16 games)
34	(1961, 14 games)
33	(1954, 12 games)

KICKING

MOST FIELD GOALS MADE

35	(2016, 16 games)
33	(2008, 16 games)
32	(2014, 16 games)
32	(2010, 16 games)
32	(2009, 16 games)

MOST PATS MADE

54	(2014, 16 games)
50	(1948, 12 games)
48	(2006, 16 games)
48	(1980, 16 games)

TOTAL NET YARDS

MOST GAINED

6,676	(2013, 16 games)
6,386	(2011, 16 games)
6,348	(2014, 16 games)
6,230	(2010, 16 games)
6,103	(2006, 16 games)

PASSING

MOST ATTEMPTS

623	(2015, 16 games)
621	(2014, 16 games)
620	(2005, 16 games)
618	(2012, 16 games)
613	(2019, 16 games)

MOST COMPLETIONS

422	(2018, 16 games)
405	(2015, 16 games)
391	(2019, 16 games)
384	(2014, 16 games)
380	(2016, 16 games)

MOST YARDS GAINED (GROSS)

4,581	(2014, 16 games)
4,524	(2018, 16 games)
4,406	(2013, 16 games)
4,380	(2009, 16 games)
4,341	(2015, 16 games)

RUSHING

MOST ATTEMPTS

632	(1949, 12 games)
587	(1978, 16 games)
581	(1950, 12 games)

MOST YARDS GAINED

2,607	(1949, 12 games)
2,566	(2013, 16 games)
2,556	(1990, 16 games)
2,509	(1981, 16 games)
2,456	(1978, 16 games)

FIRST DOWNS

MOST FIRST DOWNS

356	(2014, 16 games)
356	(2011, 16 games)
355	(2013, 16 games)
346	(2018, 16 games)
339	(2015, 16 games)

MOST BY RUSHING

157	(1981, 16 games)
143	(1978, 16 games)
143	(1949, 12 games)
142	(1950, 12 games)
138	(1992, 16 games)

MOST BY PASSING

221	(2018, 16 games)
218	(2014, 16 games)
215	(2019, 16 games)
204	(2008, 16 games)
203	(1997, 16 games)

MOST BY PENALTY

41	(2003, 16 games)
37	(2017, 16 games)
36	(2015, 16 games)
35	(2019, 16 games)
34	(1988, 16 games)
32	(1998, 16 games)

SACKS

MOST SACKS MADE

62	(1989, 16 games)
60	(1984, 16 games)
57	(1987, 15 games)
56	(2002, 16 games)
55	(1992, 16 games)
55	(1991, 16 games)

MOST SACKS ALLOWED

104	(1986, 16 games)
72	(1987, 15 games)
64	(1997, 16 games)
64	(1992, 16 games)
60	(1984, 16 games)

FEWEST SACKS ALLOWED

22	(1981, 16 games)
23	(2008, 16 games)
23	(1970, 14 games)
26	(1971, 14 games)
26	(1968, 14 games)

INTERCEPTIONS

MOST THROWN

36	(1936, 12 games)
34	(1933, 9 games)
31	(1963, 14 games)
31	(1962, 14 games)
31	(1953, 12 games)

MOST INTERCEPTED

33	(1944, 10 games)
32	(1988, 16 games)
31	(1950, 12 games)
30	(1960, 12 games)
30	(1989, 16 games)

FUMBLES

OPP. FUMBLES RECOVERED

27	(1987, 15 games)
26	(1989, 16 games)
25	(1971, 14 games)
22	(1991, 16 games)
22	(2002, 16 games)
22	(1954, 12 games)

PENALTIES

MOST PENALTIES

138	(1994, 16 games)
134	(2005, 16 games)
129	(2010, 16 games)
124	(2004, 16 games)
120	(1990, 16 games)

MOST YARDS PENALIZED

1,130	(2005, 16 games)
1,107	(1994, 16 games)
1,101	(2010, 16 games)
995	(2014, 16 games)
983	(2006, 16 games)

Best Season, Win Percentage

1949 Won 11, Lost 1 (.917)

Best Season, Win Total

2017 13 wins, 3 losses
2004 13 wins, 3 losses

Worst Season

1936 Won 1, Lost 11 (.083)

Longest Winning Streak

9 (9/24/17 - 11/26/17)
9 (10/19/03 - 12/15/03)
9 (9/30/60 - 12/4/60)

Longest Home Winning Streak

13 (12/14/47 - 12/11/49)

Longest Home Losing Streak

10 (10/14/12 - 10/27/13)

Longest Road Winning Streak

9 (10/19/03 - 10/24/04)
9 (11/12/00 - 12/16/01)

Longest Road Losing Streak

12 (12/14/97 - 10/3/99)
12 (10/15/39 - 12/1/40)

Longest Losing Streak

14 (9/20/36 - 9/21/37)

Consecutive Wins - Start of Season

7 in 2004

Consecutive Wins - End of Season

8 in 1949 (Reg. Season)

Consecutive Losses - Start of Season

11 in 1968

Consecutive Losses - End of Season

11 in 1936

Total Shutouts by Eagles

37 last at Was., 12/30/18

Most Shutouts in a Season

4 in 1934 and 1948

Consecutive Games Scored Points

120 (11/18/62 - 10/3/71)

Consecutive Games Scored TD

92 (10/2/77 - 10/16/83)

Largest Comeback Victory

28-24 vs. Chicago Cardinals at Metropolitan Stadium, October 25, 1959 (came back from 24-0 deficit in 3rd qtr.)
28-24 vs. Washington at Griffith Stadium, October 27, 1946 (came back from 24-0 deficit at halftime)

Largest Comeback vs. Eagles

23-28 vs. Minnesota Vikings at Veterans Stadium, December 1, 1985 (came back from 23-0 deficit in 4th qtr.)



SCORING

MOST SCORED

- 64 vs. Cincinnati Reds, 11/6/34
- 59 at Washington, 11/15/10
- 56 vs. Detroit Lions, 9/23/07
- 56 at Chicago Cardinals, 10/25/53
- 56 vs. Los Angeles Rams, 10/7/50

MOST ALLOWED

- 62 at Giants, 11/26/72
- 56 at Cowboys, 10/9/66
- 56 at Giants, 10/15/33

MOST, BOTH TEAMS

- 87 Eagles 59, Washington 28, (at Was.) 11/15/10
- 87 Eagles 45, Washington 42, (at Phil.) 9/28/47
- 86 Eagles, 44, Bengals 42, (at Phil.) 11/30/97

FEWEST, BOTH TEAMS

- 0 Eagles 0, Brooklyn Dodgers 0, (at Phil.), 10/1/39

MOST, BOTH TEAMS — ONE QUARTER

- 47 Eagles 20, Cardinals 27, (at StL), 12/13/64

MOST SCORED IN 1ST QUARTER

- 28 at Washington, 11/15/10
- 27 at Steelers, 12/12/65
- 26 vs. Cincinnati Reds, 11/6/34
- 24 at Falcons, 10/8/67

MOST ALLOWED IN 1ST QUARTER

- 28 at Broncos, 10/4/98
- 28 at Cowboys, 10/19/69
- 24 at Bills, 12/2/90
- 21 8x, last: at Broncos, 9/29/13

MOST SCORED BOTH TEAMS IN 1ST QUARTER

- 35 at Saints, 12/23/07, (E-21, NO-14)
- 35 at Cowboys, 10/19/69, (E-7, C-28)
- 28 4x, last: at Washington, 11/15/10 (E-28, R-0)

MOST SCORED IN 2ND QUARTER

- 31 vs. Lions, 12/30/95
- 28 vs. Panthers, 9/13/09
- 28 vs. Packers, 12/5/04
- 28 at Cowboys, 11/15/04
- 28 vs. Saints, 11/19/67

MOST ALLOWED IN 2ND QUARTER

- 28 vs. Bears, 10/4/87
- 28 vs. St. Louis Cardinals, 10/18/70
- 28 vs. Packers, 11/11/62
- 28 at Bears, 10/17/43

MOST SCORED BOTH TEAMS IN 2ND QUARTER

- 47 at St. Louis Cardinals, 12/13/64, (E-20, C-27)
- 42 at Cowboys, 11/15/04, (E-28, D-14)
- 42 at Washington, 11/27/83, (E-21, W-21)
- 38 at St. Louis Cardinals, 12/16/62, (E-21, C-17)

MOST SCORED IN 1ST HALF

- 45 at Washington, 11/15/10
- 42 vs. Lions, 9/23/07
- 38 vs. Lions, 12/30/95
- 35 3x, last: vs. Packers, 12/5/04

MOST ALLOWED IN 1ST HALF

- 42 at Cowboys, 10/19/69
- 38 at Giants, 11/26/72
- 35 6x, last: at Giants, 12/30/12

MOST SCORED BOTH TEAMS IN 1ST HALF

- 63 vs. Lions, 9/23/07, (E-42, D-21)
- 59 at Washington, 11/15/10, (E-45, R-14)
- 59 at St. Louis Cardinals, 12/16/62, (E-28, C-31)
- 57 at St. Louis Cardinals, 12/13/64, (E-27, C-30)
- 54 at Cowboys, 9/15/08, (E-30, D-24)

MOST SCORED IN 3RD QUARTER

- 21 vs. Steelers, 9/25/16
- 21 at Raiders, 11/3/13
- 21 at Falcons, 9/18/11
- 21 vs. Washington, 11/12/90
- 21 vs. Patriots, 11/4/73
- 21 at Washington, 12/3/67
- 21 vs. Chi. Cardinals (at Minneapolis), 10/25/59
- 21 vs. NY Giants, 10/4/59
- 21 vs. Washington, 11/28/54
- 21 vs. NY Bulldogs, 11/20/49

MOST ALLOWED IN 3RD QUARTER

- 28 vs. Washington, 10/1/55
- 23 at Giants, 10/21/51

MOST SCORED BOTH TEAMS IN 3RD QUARTER

- 42 vs. Washington, 10/1/55, (E-14, R-28)
- 35 at Washington, 12/3/67, (E-21, R-14)
- 34 at Washington, 11/1/42, (E-14, R-20)

MOST SCORED IN 4TH QUARTER

- 28 at NY Giants, 12/19/10
- 28 vs. Lions, 12/8/13
- 26 at Saints, 1/3/93
- 24 vs. Baltimore Colts, 11/15/53
- 23 at 49ers, 10/12/08

MOST ALLOWED IN 4TH QUARTER

- 28 vs. 49ers, 9/24/89
- 28 vs. Vikings, 12/1/85
- 28 vs. Chicago Cardinals, 12/7/47
- 28 vs. Bears, 11/30/41

MOST SCORED BOTH TEAMS IN 4TH QUARTER

- 42 vs. Chicago Cardinals, 12/7/47, (E-14, C-28)
- 38 vs. 49ers, 9/24/89, (E-10, S-28)
- 37 vs. NY Giants, 9/27/17, (E-13, G-24)
- 37 at Arizona Cardinals, 11/24/96, (E-17, A-20)

MOST SCORED IN 2ND HALF

- 35 at NY Giants, 12/19/10
- 35 at St. Louis Cardinals, 11/8/81
- 34 vs. Jaguars, 9/7/14
- 34 vs. Lions, 12/8/13
- 32 3x, last: vs. Falcons, 10/1/00

MOST ALLOWED IN 2ND HALF

- 49 vs. Bears, 11/30/41
- 42 vs. Chicago Cardinals, 12/7/47
- 34 at Oakland Raiders, 10/17/71
- 31 7x, last: at Broncos 9/29/13

MOST SCORED BOTH TEAMS IN 2ND HALF

- 56 vs. Chicago Cardinals, 12/7/1947, (E-14, C-42)
- 52 at Vikings, 12/15/2013, (E-21, V-31)
- 52 vs. Washington, 10/1/1955, (E-21, R-31)
- 50 vs. Lions, 12/30/1995, (E-20, D-30)
- 49 vs. Bears, 11/30/1941, (E-0, B-49)
- 49 vs. Washington, 9/28/47, (E-21, R-28)



MOST DECISIVE VICTORY

- 64 Eagles 64, Cincinnati Reds 0, 11/6/34
- 45 3x, last: vs. Boston Yanks (E-45, Y-0), 11/14/48

MOST DECISIVE LOSS

- 56 Giants 56, Eagles 0, 10/15/33
- 52 Giants 62, Eagles 10, 11/26/72

TOUCHDOWNS

MOST SCORED

- 10 vs. Cincinnati Reds, 11/6/34
- 8 at Washington, 11/15/10
- 8 vs. Lions, 9/23/07
- 8 at Cardinals, 10/25/53
- 8 vs. Rams, 10/7/50

MOST ALLOWED

- 8 3x, last: at Giants, 11/26/72

MOST SCORED BY RUSHING

- 5 at Cowboys, 10/22/61
- 5 vs. Washington, 10/23/49
- 5 at Washington, 10/17/48
- 5 vs. Boston Yanks, 12/9/45

MOST ALLOWED BY RUSHING

- 6 Packers, 11/11/62

MOST BY PASSING

- 7 at Raiders, 11/3/13
- 7 at Washington, 10/17/54

MOST ALLOWED BY PASSING

- 5 12x, last: at Lions, 11/26/15

KICKING

MOST FIELD GOALS MADE

- 6 at Oilers, 11/12/72
- 5 5x, last: vs. Titans, 11/23/14

MOST FIELD GOALS ALLOWED

- 5 7x, last: vs. Giants, 10/27/13

TOTAL YARDS

MOST YARDS GAINED

- 592 at Washington, 11/15/10 (332 passing, 260 rushing)
- 583 vs. 49ers, 9/18/05 (443 passing, 140 rushing)
- 582 at Browns, 11/7/65 (352 passing, 230 rushing)
- 575 vs. Washington, 11/21/48 (199 passing, 376 rushing)
- 574 vs. Colts, 11/15/81 (339 passing, 235 rushing)

FEWEST YARDS GAINED

- 23 at Lions, 9/20/35
- 54 vs. Packers, 11/11/62

MOST YARDS ALLOWED

- 652 at Cowboys, 10/9/66 (440 passing, 212 rushing)

FEWEST YARDS ALLOWED

- 29 vs. Brooklyn Dodgers, 12/3/44

PASSING

MOST ATTEMPTS

- 62 at Cardinals, 10/26/14
- 62 at Bears, 10/2/89
- 61 vs. Titans, 11/19/06
- 60 at Bengals, 12/4/16
- 60 at Washington, 12/1/40

FEWEST ATTEMPTS

- 3 vs. Steelers, 12/1/46

MOST ATTEMPTS ALLOWED

- 63 vs. Giants, 12/22/16
- 63 at 49ers, 11/25/02
- 58 at Jets, 9/27/15
- 57 at Giants, 12/17/17
- 57 at Patriots, 12/6/15

FEWEST ATTEMPTS ALLOWED

- 0 at Browns, 12/3/50
- 1 at NY Bulldogs, 9/22/49; at Cardinals, 11/8/36

MOST COMPLETIONS

- 37 vs. Washington, 12/26/15
- 37 at Washington, 12/20/14
- 36 at Bengals, 12/4/16
- 36 at Falcons, 9/14/15
- 36 at Cardinals, 10/26/14

FEWEST COMPLETIONS

- 0 at Washington, 10/18/36

MOST COMPLETIONS ALLOWED

- 42 at Cowboys, 12/9/18
- 38 vs. Giants, 12/22/16
- 37 at Giants, 12/17/17
- 37 vs. Vikings, 9/20/04
- 36 at 49ers, 11/25/02

FEWEST COMPLETIONS ALLOWED

- 0 at Browns, 12/3/50
- 0 vs. NY Bulldogs, 9/22/49
- 0 at Chicago Cardinals, 11/8/36
- 0 vs. Brooklyn Dodgers, 11/29/36
- 0 vs. Cincinnati Reds, 11/6/34

MOST YARDS GAINED (GROSS)

- 486 vs. Giants, 11/8/53
- 471 vs. Texans, 12/23/18

FEWEST YARDS GAINED (GROSS)

- 0 at Boston, 10/18/36

MOST YARDS ALLOWED (GROSS)

- 455 at Cowboys, 12/9/18
- 454 at 49ers, 10/4/20
- 447 at Cowboys, 10/9/66
- 446 vs. Lions, 9/23/07

FEWEST YARDS ALLOWED (GROSS)

- 0 at Browns, 12/3/50, at NY Bulldogs, 9/22/49, at Cardinals, 11/8/36, and vs. Cincinnati Reds, 11/6/34

RUSHING

MOST ATTEMPTS

- 64 at Washington, 12/2/51
- 64 at Baltimore Colts, 10/15/50
- 64 vs. Los Angeles Rams, 11/6/49
- 64 at Washington, 11/28/43

MOST ATTEMPTS ALLOWED

- 67 at Lions, 9/20/35

MOST YARDS GAINED

- 376 vs. Washington, 11/21/48

FEWEST YARDS GAINED

- 36 at Bears, 11/19/39
- 23 vs. Lions, 11/17/40



MOST YARDS ALLOWED

370 at Lions, 9/20/35

FEWEST YARDS ALLOWED

-33 vs. Brooklyn Dodgers, 10/2/43
 -26 at Boston Yanks, 12/8/46
 6 vs. Chicago Bears, 11/26/17
 10 vs. Boston Yanks, 10/22/44
 13 vs. Brooklyn Tigers, 12/3/44

FIRST DOWNS

MOST FIRST DOWNS

34 vs. Saints 10/11/15
 34 vs. Colts, 11/15/81
 33 vs. Vikings, 11/11/01
 32 vs. Cardinals, 11/27/08; at Washington, 9/17/89; at Chicago Cardinals, 10/25/53; and at Washington, 12/2/51

MOST FIRST DOWNS ALLOWED

37 vs. Packers, 11/11/62

FEWEST FIRST DOWNS ALLOWED

1 at NY Bulldogs, 9/22/49; vs. Brooklyn Dodgers, 10/1/39; at Browns, 12/3/50
 2 vs. Brooklyn Dodgers, 11/11/34

MOST BY PASSING

24 at Washington, 9/17/89
 22 at Washington, 12/20/14
 22 at Chargers, 11/15/09
 22 at Chiefs, 10/2/05

MOST ALLOWED BY PASSING

23 at Cowboys, 12/9/18
 22 vs. Chargers, 9/15/13
 22 at Cardinals, 12/13/64

FEWEST ALLOWED BY PASSING

0 8x, last: at Browns, 12/3/50

MOST BY RUSHING

25 at Washington, 12/2/51

MOST ALLOWED BY RUSHING

21 vs. Packers, 11/11/62 and vs. Browns, 12/13/59

FEWEST ALLOWED BY RUSHING

0 8x, last: vs. Washington, 9/8/19

MOST BY PENALTY

8 at Bears, 11/3/02
 8 vs. Lions, 12/2/79

MOST ALLOWED BY PENALTY

8 at Packers 9/26/19

PENALTIES

MOST PENALTIES

19 vs. Oilers, 10/2/88
 16 at Seahawks, 12/13/92
 16 at Giants, 12/3/89

FEWEST PENALTIES

0 Many times, last: vs. Cowboys, 11/11/18

MOST PENALTIES BY OPPONENT

22 vs. Bears, 11/26/44

FEWEST PENALTIES BY OPPONENT

0 Many times, last: at Jets, 10/14/07

MOST YARDS PENALIZED

191 at Seahawks, 12/13/92
 171 vs. Saints, 11/23/03

FEWEST YARDS PENALIZED

0 Many times, last: vs. Cowboys, 11/11/18

MOST YARDS OPPONENT PENALIZED

170 vs. Bears, 11/26/44

FEWEST YARDS OPPONENT PENALIZED

0 Many times, last: at Jets, 10/14/07

MOST PENALTIES, BOTH TEAMS

31 Eagles 19, Houston Oilers 12 (at Phil.), 10/2/88
 28 Eagles 13, St. Louis Rams 15 (at StL), 12/18/05

FEWEST PENALTIES, BOTH TEAMS

1 Eagles 1, Brooklyn Dodgers 0 (at Phil.), 10/1/39
 1 Eagles 1, Chicago Cardinals 0 (at Chi.), 11/10/35
 1 Eagles 1, Brooklyn Dodgers 0 (at Phil.), 11/11/34

MOST YARDS PENALIZED, BOTH TEAMS

272 Eagles 171, Saints 101 (at Phil.), 11/23/03
 262 Eagles 157, Chicago Cardinals 105 (at Chi.), 11/30/52

FEWEST YARDS PENALIZED, BOTH TEAMS

5 Eagles 5, Pittsburgh Steelers 0 (at Phil.), 10/24/65
 5 Eagles 5, Brooklyn Dodgers 0 (at Phil.), 10/1/39
 5 Eagles 5, Chicago Cardinals 0 (at Chi.), 11/10/35
 5 Eagles 5, Brooklyn Dodgers 0 (at Phil.), 11/11/34

FUMBLES

MOST COMMITTED

10 vs. Giants, 10/9/43

MOST LOST

6 at Washington, 11/6/55
 6 at Boston Yanks, 12/8/46
 6 vs. Steelers, 10/7/34

MOST COMMITTED BY OPPONENT

8 Packers (at Phil.), 12/1/74
 7 6x, last: by Giants (at NY), 12/28/02

MOST FUMBLES LOST BY OPPONENT

6 Giants (at NY), 11/17/68
 6 NY Bulldogs (at Phil.), 11/20/49
 5 6x, last: last by Oilers (at Hou.), 12/2/91

INTERCEPTIONS

MOST THROWN

7 vs. Cowboys, 9/26/71
 7 at Boston, 11/3/35
 6 6x, last: vs. Cardinals, 10/21/56

MOST INTERCEPTED

9 at Steelers, 12/12/65
 8 at Cardinals, 9/24/50
 7 at Washington, 12/21/75

TOTAL TURNOVERS

MOST COMMITTED

9 at Bears, 10/12/47

MOST FORCED BY DEFENSE

12 at Steelers, 12/12/65 (9 INTs, 3 fumble rec.)
 12 at Cardinals, 9/24/50 (8 INTs, 4 fumble rec.)



PUNTS

MOST PUNTS

- 15 at Giants, 12/6/87
- 12 vs. Giants, 12/12/54. at Packers, 11/2/52
vs. Washington, 10/4/42

FEWEST PUNTS

- 0 4x, last: vs. Colts, 11/15/81

KICKOFF RETURNS

MOST KICKOFF RETURNS

- 9 at Giants, 11/26/72
- 9 at Giants, 11/10/46

MOST KICKOFF RETURNS ALLOWED

- 9 6x, last: vs. Cardinals, 11/27/08

MOST YARDS KICKOFF RETURNS

- 261 vs. Cowboys, 11/6/66
- 253 at Cardinals, 11/24/96
- 235 vs. Cardinals, 9/19/65

MOST YARDS KICKOFF RETURNS BY OPPONENT

- 256 at Browns, 11/7/65

PUNT RETURNS

MOST PUNT RETURNS

- 12 at Browns, 12/3/50

MOST PUNT RETURNS BY OPPONENT

- 9 5x, last: at Cardinals, 12/24/05

MOST YARDS PUNT RETURNS

- 148 at Boston Yanks, 12/8/46

MOST YARDS PUNT RETURNS ALLOWED

- 147 vs. Cardinals, 10/2/66

SACKS

MOST SACKS RECORDED

- 11 at Cowboys, 9/15/91
- 10 vs. Jets, 10/6/19
- 10 vs. Lions, 9/23/07
- 9 vs. Panthers, 11/10/14
- 9 at Dolphins, 12/11/11
- 9 vs. Steelers, 9/21/08
- 9 at Falcons, 12/16/84

MOST SACKS ALLOWED

- 12 at Giants, 9/30/07
- 11 vs. Bears, 10/4/87
- 11 at Raiders, 11/30/86
- 11 vs. Lions, 11/16/86
- 11 at Cardinals, 12/18/83

TEAM HIGHS & LOWS



EAGLES HIGHS

64	vs. Cin.	11/6/34
10	vs. Cin.	11/6/34
5	(4x) last at Dal.	10/22/61
7	(2x) last at Oak.	11/3/13
7	(2x) last at Hou.	11/12/72
6	at Hou.	11/12/72
34	(2x) last vs. NO	10/11/15
25	at Was.	12/2/51
24	at Was.	9/17/89
592	at Was.	11/15/10
64	(3x) last at Was.	12/2/51
376	vs. Was.	11/21/48
462	vs. Hou.	12/23/18
12	at NYG	9/30/07
486	vs. NYG	11/8/53
62	(2x) last at Ari.	10/26/14
37	last vs. Was.	12/26/15
7	(2x) last vs. Dal.	9/26/71
9	at Chi.	10/12/47
10	vs. NYG	10/9/43
6	(3x) last at Was.	11/6/55
15	at NYG	12/6/87
60.5	vs. LAR	9/20/20
19	vs. Hou.	10/2/88
191	at Sea.	12/13/92

OPPONENTS HIGHS

62	at NYG	11/26/72
8	(3x) last at NYG	11/26/72
6	vs. GB	11/11/62
5	(12x) last last at Det.	11/26/15
7	at NO	11/30/69
5	(7x) last vs. NYG	10/27/13
37	vs. GB	11/11/62
21	(2x) last vs. GB	11/11/62
23	at Dal.	12/9/18
652	at Dal.	10/9/66
67	at Det.	9/20/35
370	at Det.	9/20/35
440	at Dal.	10/9/66
11	at Dal.	9/15/91
455	at Dal.	12/9/18
63	at SF	11/25/02
42	at Dal.	12/9/18
9	at Pit.	12/12/65
12	(2x) last at Pit.	12/12/65
8	vs. GB	12/1/74
6	(2x) last at NYG	11/17/68
15	at Was.	11/5/39
69.0	at Was.	12/27/03
22	vs. Chi.	11/26/44
170	vs. Chi.	11/26/44

CATEGORY

POINTS
TOUCHDOWNS
RUSHING TDS
PASSING TDS
FIELD GOALS ATTEMPTED
FIELD GOALS MADE
TOTAL FIRST DOWNS
RUSHING FIRST DOWNS
PASSING FIRST DOWNS
TOTAL NET YARDS
RUSHING ATTEMPTS
NET YARDS RUSHING
NET YARDS PASSING
QB SACKS ALLOWED
GROSS YARDS PASSING
PASS ATTEMPTS
PASS COMPLETIONS
INTERCEPTIONS THROWN
TOTAL TURNOVERS
FUMBLES BY
FUMBLES LOST
PUNTS
PUNTING AVERAGE
PENALTIES
YARDS PENALIZED

CATEGORY

POINTS
TOUCHDOWNS
RUSHING TDS
PASSING TDS
FIELD GOALS ATTEMPTED
FIELD GOALS MADE
TOTAL FIRST DOWNS
RUSHING FIRST DOWNS
PASSING FIRST DOWNS
TOTAL NET YARDS
RUSHING ATTEMPTS
NET YARDS RUSHING
NET YARDS PASSING
QB SACKS ALLOWED
GROSS YARDS PASSING
PASS ATTEMPTS
PASS COMPLETIONS
INTERCEPTIONS THROWN
TOTAL TURNOVERS
FUMBLES BY
FUMBLES LOST
PUNTS
PUNTING AVERAGE
PENALTIES
YARDS PENALIZED

EAGLES LOWS

0	last vs. Dal.	12/31/17
0	last vs. Dal.	12/31/17
0	last at Was.	9/13/20
0	last vs. LAR	9/20/20
0	last at GB	9/26/19
0	last vs. Bal.	10/18/20
2	(5x) last vs. Was.	10/24/37
0	(7x) last at Dal.	10/9/05
0	(2x) last vs. NYG	10/5/57
23	at Det.	9/20/35
9	(4x) last at Dal.	10/9/05
-36	at Chi.	11/19/39
-13	vs. NYG	12/11/77
0	last vs. LAR	9/20/20
0	at Boston	10/18/36
3	vs. Pit.	12/1/46
0	at Bos.	10/18/36
0	last vs. Bal.	10/18/20
0	last at NYG	12/29/19
0	last vs. NYG	10/22/20
0	last vs. NYG	10/22/20
0	last vs. Bal.	11/15/81
0.0	last vs. Bal.	11/15/81
0	(17x) last vs. Dal.	11/11/18
0	(17x) last vs. Dal.	11/11/18

OPPONENTS LOWS

0	last at Was.	12/30/18
0	last vs. Dal.	12/22/19
0	last vs. Cin.	9/27/20
0	last vs. Dal.	12/22/19
0	last vs. NYG	10/22/20
0	last vs. NYG	10/22/20
1	(3x) last at Cle.	12/3/50
0	(7x) last vs. Was.	9/8/19
0	(8x) last at Cle.	12/3/50
29	vs. Brooklyn	12/3/44
10	(2x) last vs. Ari.	11/27/08
-33	vs. Brooklyn	10/2/43
---	---	---
0	last vs. Det.	9/22/19
0	(4x) last at Cle.	12/3/50
0	at Cle.	12/3/50
0	(5x) last at Cle.	12/3/50
0	last vs. Bal.	10/18/20
0	last vs. Bal.	10/18/20
0	last vs. Cin.	9/27/20
0	last vs. Bal.	10/18/20
0	last at Pit.	11/7/04
---	---	---
0	(11x) last at NYJ	10/14/07
0	(11x) last at NYJ	10/14/07

PLAYOFF RECORDS INDIVIDUAL



MOST GAMES PLAYED

Rk	Player	Games (Starts)
1.	David Akers (K) (1999-2010)	19 (0)
2.	Brian Dawkins (S) (1996-2008)	18 (18)
3t.	Jon Runyan (T) (2000-08)	17 (17)
	Tra Thomas (T) (1998-2008)	17 (17)
5.	Donovan McNabb (QB) (1999-2009)	16 (16)
6t.	Koy Detmer (QB) (1998-2006)	13 (0)
	Sheldon Brown (CB) (2002-09)	13 (10)
8t.	Quintin Mikell (S) (2003-10)	12 (5)
	Mike Bartrum (LS/TE) (2000-06)	12 (0)
	Todd Pinkston (WR) (2000-04)	12 (10)
	Corey Simon (DT) (2000-04)	12 (12)
	Bobby Taylor (CB) (1995-2003)	12 (12)
	Darwin Walker (DT) (2001-06)	12 (9)

SCORING

MOST POINTS, Career

134	David Akers (19 games)
43	Jake Elliott (6 games)
36	Brian Westbrook (11 games)
36	Harold Carmichael (7 games)
36	Tony Franklin (6 games)
36	Wilbert Montgomery (7 games)

MOST POINTS, Game

16	Gary Anderson (12/30/95 vs. Lions) NFC-WC
15	David Akers (1/19/02 at Bears) NFC-D
14	David Akers (1/4/09 at Vikings) NFC-WC
12	11x, last: Alshon Jeffery (1/21/18 vs. Vikings) NFC-C

MOST TOUCHDOWNS, Career

6	Brian Westbrook (11 games)
6	Harold Carmichael (7 games)
6	Wilbert Montgomery (7 games)
5	Duce Staley (7 games)
4	Donovan McNabb (16 games)
3	Alshon Jeffery (5 games), LeGarrette Blount (3 games), Steve Van Buren (4 games), Fred Barnett (5 games), Brent Celek (9 games), Chad Lewis (11 games)

MOST TOUCHDOWNS, Game

2	10x, last: Alshon Jeffery (1/21/18 vs. Vikings) NFC-C
----------	--

MOST POINTS AFTER TOUCHDOWN, Career

41	David Akers (19 games)
15	Tony Franklin (6 games)

MOST POINTS AFTER TOUCHDOWN, Game

7	Gary Anderson (12/30/95 vs. Lions) NFC-WC
5	Jake Elliott (1/21/18 vs. Vikings) NFC-C
4	3x, last: David Akers (1/12/02 vs. Bucs) NFC-WC

MOST FIELD GOALS, Career

31	David Akers (19 games)
11	Jake Elliott (6 games)
7	Tony Franklin (6 games)
5	Roger Ruzek (4 games)

MOST FIELD GOALS, Game

4	David Akers (1/4/09 at Vikings) NFC-WC
4	David Akers (1/19/02 at Bears) NFC-D
4	Luis Zendejas (12/31/88 at Bears) NFC-D
3	Jake Elliott (1/5/20 vs. Seahawks) NFC-WC
3	Jake Elliott (2/4/18 vs. Patriots) SB52
3	Jake Elliott (1/13/18 vs. Falcons) NFC-D
3	David Akers (1/11/09 at Giants) NFC-D
3	David Akers (1/7/07 vs. Giants) NFC-WC
3	Gary Anderson (12/30/95 vs. Lions) NFC-WC

LONGEST FIELD GOALS

53	Jake Elliott (1/13/18 vs. Falcons) NFC-D
51	David Akers (1/4/09 at Vikings) NFC-WC
48	David Akers (1/7/07 vs. Giants) NFC-WC
46	Jake Elliott (1/5/20 vs. Seahawks) NFC-WC
46	Jake Elliott (2/4/18 vs. Patriots) SB52
46	David Akers (1/27/02 at Rams) NFC-C
46	David Akers (1/19/02 at Bears) NFC-D
45	David Akers (1/18/09 at Cardinals) NFC-C
45	David Akers (1/4/09 at Vikings) NFC-WC

PASSING

MOST PASSES ATTEMPTED, Career

577	Donovan McNabb (16 games)
226	Ron Jaworski (7 games)
214	Randall Cunningham (7 games)
210	Nick Foles (6 games)

MOST PASSES ATTEMPTED, Game

54	Randall Cunningham (12/31/88 at Bears) NFC-D
51	Donovan McNabb (2/6/05 vs. Patriots) SB39
49	Donovan McNabb (1/19/03 vs. Buccaneers) NFC-C
47	Donovan McNabb (1/18/09 at Cardinals) NFC-C

MOST PASSES COMPLETED, Career

341	Donovan McNabb (16 games)
143	Nick Foles (6 games)
113	Randall Cunningham (7 games)
103	Ron Jaworski (7 games)

MOST PASSES COMPLETED, Game

30	Donovan McNabb (2/6/05 vs. Patriots) SB39
28	Nick Foles (2/4/18 vs. Patriots) SB52
28	Donovan McNabb (1/18/09 at Cardinals) NFC-CG
27	Randall Cunningham (12/31/88 at Bears) NFC-D
27	Tommy Thompson (12/28/47 at Chicago Cardinals) NFL-CG

MOST YARDS GAINED, Career

3,752	Donovan McNabb (16 games)
1,633	Nick Foles (6 games)
1,390	Randall Cunningham (7 games)
1,319	Ron Jaworski (7 games)

MOST YARDS GAINED, Game

407	Randall Cunningham (12/31/88 at Bears) NFC-D
375	Donovan McNabb (1/18/09 at Cardinals) NFC-CG
373	Nick Foles (2/4/18 vs. Patriots) SB52
357	Donovan McNabb (2/6/05 vs. Patriots) SB39
352	Nick Foles (1/21/18 vs. Vikings) NFC-CG

MOST TOUCHDOWN PASSES, Career

24	Donovan McNabb (16 games)
11	Nick Foles (6 games)
9	Ron Jaworski (7 games)
4	Tommy Thompson (4 games)

PLAYOFF RECORDS INDIVIDUAL



MOST TOUCHDOWN PASSES, Game

3	Nick Foles (2/4/18 vs. Patriots) SB52
3	Nick Foles (1/21/18 vs. Vikings) NFC-CG
3	Donovan McNabb (1/18/09 at Cardinals) NFC-CG
3	Donovan McNabb (2/6/05 vs. Patriots) SB39
3	Rodney Peete (12/30/95 vs. Lions) NFC-WC
3	Ron Jaworski (12/23/79 vs. Bears) NFC-WC

LONGEST PASS PLAY

76t	Michael Vick to Jeremy Maclin (1/9/10 at Cowboys) NFC-WC
75t	Jeff Garcia to Donté Stallworth (1/13/07 at Saints) NFC-D
71t	Donovan McNabb to Brian Westbrook (1/4/09 at Vikings) NFC-WC
66	Randall Cunningham to Keith Jackson (1/5/91 vs. Washington) NFC-WC
65	Randall Cunningham to Keith Jackson (12/31/88 at Bears) NFC-D

RUSHING

MOST ATTEMPTS, Career

141	Wilbert Montgomery (7 games)
129	Brian Westbrook (11 games)
93	Duce Staley (7 games)
93	Steve Van Buren (4 games)
72	Donovan McNabb (16 games)

MOST ATTEMPTS, Game

31	Steve Van Buren (12/18/49 at LA Rams) NFL-CG
26	4x, last: Montgomery (1/11/81 vs. Cowboys) NFC-CG
22	Chris Warren (12/31/00 vs. Buccaneers) NFC-WC

LONGEST RUN FROM SCRIMMAGE

62t	Brian Westbrook (1/13/07 at Saints) NFC-D
55	Wilbert Montgomery (1/11/81 vs. Cowboys) NFC-CG
49t	Brian Westbrook (1/7/07 vs. Giants) NFC-WC
49	Steve Van Buren (12/18/49 at LA Rams) NFL-CG
42	Wilbert Montgomery (1/11/81 vs. Cowboys) NFC-CG

MOST YARDS GAINED, Career

591	Brian Westbrook (11 games)
518	Wilbert Montgomery (7 games)
422	Donovan McNabb (16 games)
384	Duce Staley (7 games)
365	Steve Van Buren (4 games)

MOST YARDS GAINED, Game (includes all 100-yard performances)

196	Steve Van Buren (12/18/49 at LA Rams) NFL-CG
194	Wilbert Montgomery (1/11/81 vs. Cowboys) NFC-CG
141	Brian Westbrook (1/7/07 vs. Giants) NFC-WC
116	Brian Westbrook (1/13/07 at Saints) NFC-D
107	Donovan McNabb (1/11/04 vs. Packers) NFC-D
105	Heath Sherman (1/3/93 at Saints) NFC-WC

MOST TOUCHDOWNS RUSHING, Career

6	Wilbert Montgomery (7 games)
4	Donovan McNabb (16 games)
3	LeGarrette Blount (3 games)
3	Brian Westbrook (11 games)
2	Steve Van Buren (4 games)
2	Duce Staley (7 games)

MOST TOUCHDOWNS, Game

2	Brian Westbrook (1/13/07 at Saints) NFC-D
2	Wilbert Montgomery (12/27/81 vs. Giants) NFC WC
2	Wilbert Montgomery (1/3/81 vs. Vikings) NFC-D

RECEIVING

MOST RECEPTIONS, Career

38	Chad Lewis (11 games)
35	Duce Staley (7 games)
33	Zach Ertz (7 games)
33	Brian Westbrook (11 games)
32	Todd Pinkston (12 games)

MOST RECEPTIONS, Game

10	Brent Celek (1/18/09 at Cardinals) NFC-CG
9	Nelson Agholor (2/4/18 vs. Patriots) SB52
9	Terrell Owens (2/6/05 vs. Patriots) SB39
9	Keith Byars (12/31/89 vs. LA Rams) NFC-WC and (12/31/88 at Bears) NFC-D
8	Zach Ertz (1/21/18 vs. Vikings) NFC-CG
8	Duce Staley (1/27/02 at Rams) NFC-CG
8	Fred Barnett (12/30/95 vs. Lions) NFC-WC
8	Jack Ferrante (12/28/47 at Chicago Cardinals) NFL-CG

MOST YARDS GAINED, Career

465	Harold Carmichael (7 games)
433	Todd Pinkston (12 games)
409	Chad Lewis (11 games)
364	Alshon Jeffery (5 games)
360	Zach Ertz (7 games)
334	Brian Westbrook (11 games)

MOST YARDS GAINED, Game (includes all 100-yard performances)

146	Jeremy Maclin (1/9/10 at Cowboys) NFC WC
142	Keith Jackson (12/31/88 at Bears) NFC-D
122	Kevin Curtis (1/18/09 at Cardinals) NFC-C
122	Terrell Owens (2/6/05 vs. Patriots) SB39
116	Keith Jackson (1/5/91 vs. Washington) NFC-WC
111	Harold Carmichael (12/23/79 vs. Bears) NFC-WC
100	Corey Clement (2/4/18 vs. Patriots) SB52

MOST TOUCHDOWNS, Career

6	Harold Carmichael (7 games)
3	Alshon Jeffery (5 games)
3	Brent Celek (9 games)
3	Brian Westbrook (11 games)
3	Fred Barnett (5 games)
3	Chad Lewis (11 games)
3	Duce Staley (7 games)

MOST TOUCHDOWNS, Game

2	Alshon Jeffery (1/21/18 vs. Vikings) NFC-CG
2	Brent Celek (1/18/09 at Cardinals) NFC-CG
2	Chad Lewis (1/23/05 vs. Falcons) NFC-C
2	Fred Barnett (1/3/93 at Saints) NFC-WC
2	Harold Carmichael (12/23/79 vs. Bears) NFC-WC

INTERCEPTIONS

MOST INTERCEPTIONS, Career

5	Herman Edwards (7 games)
4	Brian Dawkins (18 games)
3	Damon Moore (5 games), Eric Allen (5 games), Seth Joyner (5 games), Roynell Young (5 games)

MOST INTERCEPTIONS, Game

2	Damon Moore (1/12/02 vs. Buccaneers) NFC-WC
2	Eric Allen (1/3/93 at Saints) NFC-WC
2	Herman Edwards (1/3/81 vs. Vikings) NFC-D
2	Roynell Young (1/3/81 vs. Vikings) NFC-D

PLAYOFF RECORDS INDIVIDUAL



LONGEST INTERCEPTION RETURN

59t	Damon Moore (1/12/02 vs. Buccaneers) NFC-WC
50t	Patrick Robinson (1/21/18 vs. Vikings) NFC-CG
44t	Asante Samuel (1/4/09 at Vikings) NFC-WC
39t	Bobby Taylor (1/11/03 vs. Falcons) NFC-D
37	Jerry Robinson (12/29/79 at Buccaneers) NFC-D

MOST INTERCEPTION RETURN YARDS, Career

77	Damon Moore (5 games)
75	Brian Dawkins (18 games)
69	Asante Samuel (5 games)

MOST INTERCEPTION RETURN YARDS, Game

59	Damon Moore (1/12/02 vs. Buccaneers) NFC-WC
50	Patrick Robinson (1/21/18 vs. Vikings) NFC-CG
44	Asante Samuel (1/4/09 at Vikings) NFC-WC
39	Bobby Taylor (1/11/03 vs. Falcons) NFC-D

SACKS

MOST SACKS, Career

4.0	Derrick Burgess (6 games)
4.0	Hugh Douglas (10 games)
4.0	Reggie White (5 games)
3.5	Brandon Graham (6 games)

MOST SACKS, Game

2.0	Darwin Walker (1/13/07 at Saints) NFC-D
2.0	Derrick Burgess (1/23/05 vs. Falcons) NFC-C
2.0	Hugh Douglas (12/31/00 vs. Buccaneers) NFC-WC

KICKOFF RETURNS

MOST KICKOFF RETURNS, Career

22	Brian Mitchell (7 games)
11	Billy Campfield (7 games)

MOST KICKOFF RETURNS, Game

6	Brian Mitchell (1/27/02 at StL Rams) NFC-CG
5	7x, last: Brad Smith (1/4/14 vs. Saints) NFC-WC

MOST YARDS, Career

522	Brian Mitchell (7 games)
201	Billy Campfield (7 games)

MOST YARDS, Game

128	Brian Mitchell (1/27/02 at StL Rams) NFC-CG
125	3x, last: James Thrash (1/11/04 vs. Packers) NFC-D

LONGEST KICKOFF RETURN

70	Brian Mitchell (1/19/03 vs. Buccaneers) NFC-CG
58	Ted Dean (12/26/60 vs. Packers) NFL-CG

PUNT RETURNS

MOST PUNT RETURNS, Career

16	Brian Mitchell (7 games)
13	John Sciarra (7 games)

MOST PUNT RETURNS, Game

6	John Sciarra (1/11/81 vs. Cowboys) NFC-CG
5	DeSean Jackson (1/4/09 at Vikings) NFC-WC
4	7x, last: Reno Mahe (1/11/04 vs. Packers) NFC-D

MOST YARDS ON PUNT RETURNS, Career

174	DeSean Jackson (6 games)
135	Brian Mitchell (7 games)
130	John Sciarra (7 games)

MOST YARDS ON PUNT RETURNS, Game

109	DeSean Jackson (1/4/09 at Vikings) NFC-WC
101	Bosh Pritchard (12/21/47 at Steelers) NFL-D
69	John Sciarra (1/11/81 vs. Cowboys) NFC-CG

LONGEST PUNT RETURN

79t	Bosh Pritchard (12/21/47 at Steelers) NFL-D
62	DeSean Jackson (1/4/09 at Vikings) NFC-WC
34	Wally Henry (12/23/79 vs. Bears) NFC-WC

PLAYOFF RECORDS TEAM



SCORING

MOST POINTS, Game

58	vs. Lions (12/30/95) NFC-WC
41	vs. Patriots (2/4/18) SB52
38	vs. Vikings (1/21/18) NFC-CG
36	at Saints (1/3/93) NFC-WC

MOST POINTS, BOTH TEAMS, Game

95	vs. Lions (12/30/95) NFC-WC; Eagles 58, Lions 37
74	vs. Patriots (2/4/18) SB52; Eagles 41, Patriots 33
57	at Cardinals (1/18/09) NFC-CG; Eagles 25, Cardinals 32
56	at Saints (1/3/93) NFC-WC; Eagles 36, Saints 20

FEWEST POINTS, BOTH TEAMS, Game

7	vs. Chicago Cardinals (12/19/48) NFL-CG; Eagles 7, Cardinals 0
14	at 49ers (12/29/96) NFC-WC; 49ers 14, Eagles 0
14	at LA Rams (12/18/49) NFL-CG; Eagles 14, Rams 0

LARGEST MARGIN OF VICTORY, Game

31	vs. Vikings (1/21/18) NFC-CG; Eagles 38, Vikings 7
22	vs. Buccaneers (1/12/02) NFC-WC; Eagles 31, Buccaneers 9
21	2x: vs. Lions (12/30/95) NFC-WC; Eagles 58, Lions 37 & at Steelers (12/21/47) NFL-D; Eagles 21, Steelers 0

TOUCHDOWNS

MOST TOUCHDOWNS, Game

7	vs. Lions (12/30/95) NFC-WC
5	vs. Patriots (2/4/18) SB52
5	vs. Vikings (1/21/18) NFC-CG
4	3x, last: vs. Bucs (1/12/02) NFC-WC

MOST TOUCHDOWNS, BOTH TEAMS, Game

12	vs. Lions (12/30/95) NFC-WC; Eagles 7, Lions 5
9	vs. Patriots (2/4/18) SB52; Eagles 5, Patriots 4
7	3x, last: at Cardinals (1/18/09) NFC-C; Cardinals 4, Eagles 3

FEWEST TOUCHDOWNS, BOTH TEAMS, Game

1	vs. Chicago Cardinals (12/19/48) NFL-CG; Eagles 1, Cardinals 0
2	9x, last: vs. Seahawks (1/5/20) NFC-WC; Eagles 0, Seahawks 2

FIELD GOALS

MOST FIELD GOALS, Game

4	at Vikings (1/4/09) NFC-WC
4	at Bears (1/19/02) NFC-D
4	at Bears (12/31/88) NFC-D

MOST FIELD GOALS, BOTH TEAMS, Game

6	at Giants (1/11/09) NFC-D
6	at Bears (12/31/88) NFC-D; Eagles 4, Bears 2
5	vs. Patriots (2/4/18) SB52; Eagles 3, Patriots 2
5	vs. Saints (1/4/14) NFC-WC; Eagles 1, Saints 4
5	vs. Giants (1/7/07) NFC-WC; Eagles 3, Giants 2
5	at Bears (1/19/02) NFC-D; Eagles 4, Bears 1

MOST FIELD GOALS ATTEMPTED, Game

5	at Bears (12/31/88) NFC-D
4	at Vikings (1/4/09) NFC-WC
4	at Bears (1/19/02) NFC-D
4	vs. Lions (12/30/95) NFC-WC

MOST FGs ATTEMPTED, BOTH TEAMS, Game

9	at Bears (12/31/88) NFC-D; Eagles 5, Bears 4
8	at Giants (1/11/09) NFC-D; Eagles 3, Giants 5
6	vs. Patriots (2/4/18) SB52; Eagles 3, Patriots 3
6	vs. Saints (1/4/14) NFC-WC; Eagles 2, Saints 4
6	vs. Falcons (1/11/03) NFC-D; Eagles 3, Falcons 3

TOTAL NET YARDS

MOST YARDS GAINED, Game

538	vs. Patriots (2/4/18) SB52
456	vs. Vikings (1/21/18) NFC-CG
454	at Cardinals (1/18/09) NFC-CG
452	vs. Lions (12/30/95) NFC-WC
430	at Bears (12/31/88) NFC-D

FEWEST YARDS GAINED, Game

178	at Cowboys (1/10/93) NFC-D
186	at Giants (1/7/01) NFC-D

PASSING

MOST ATTEMPTS, Game

55	at Bears (12/31/88) NFC-D
51	vs. Patriots (2/6/05) SB39

FEWEST ATTEMPTS, Game

9	at LA Rams (12/18/49) NFL-CG
12	vs. Chicago Cardinals (12/19/48) NFL-CG

MOST COMPLETIONS, Game

30	vs. Patriots (2/6/05) SB39
29	vs. Patriots (2/4/18) SB52
28	at Cardinals (1/18/09) NFC-CG
27	at Bears (12/31/88) NFC-CG
27	at Chicago Cardinals (12/28/47) NFL-CG

FEWEST COMPLETIONS, Game

2	vs. Chicago Cardinals (12/19/48) NFL-CG
5	at LA Rams (12/18/49) NFL-CG

MOST YARDS GAINED, Game

378	at Bears (12/31/88) NFC-D
374	vs. Patriots (2/4/18) SB52
357	at Cardinals (1/18/09) NFC-CG

FEWEST YARDS GAINED, Game

7	vs. Chicago Cardinals (12/19/48) NFL-CG
68	at LA Rams (12/18/49) NFL-CG

MOST TIMES SACKED, Game

8	vs. Packers (1/11/04) NFC-D
7	vs. Seahawks (1/5/20) NFC-WC

MOST TOUCHDOWNS, Game

4	vs. Patriots (2/4/18) SB52
3	vs. Vikings (1/21/18) NFC-CG
3	at Cardinals (1/18/09) NFC-CG
3	vs. Patriots (2/6/05) SB39
3	vs. Lions (12/30/95) NFC-WC
3	vs. Bears (12/23/79) NFC-WC

RUSHING

MOST ATTEMPTS, Game

61	at LA Rams (12/18/49) NFL-CG
57	vs. Chicago Cardinals (12/19/48) NFL-CG
52	at Steelers (12/21/47) NFL-D



FEWEST ATTEMPTS, Game

- 13 at Cowboys (1/9/10) NFC-WC
- 14 at Giants (1/7/01) NFC-D
- 16 at Bears (12/31/88) NFC-D
- 16 at Saints (1/13/19) NFC-D

MOST YARDS GAINED, Game

- 274 at LA Rams (12/18/49) NFL-CG
- 263 vs. Cowboys (1/11/81) NFC-CG
- 225 vs. Chicago Cardinals (12/19/48) NFL-CG

FEWEST YARDS GAINED, Game

- 42 at Bears (1/6/19) NFC-WC
- 45 vs. Patriots (2/6/05) SB39

MOST TOUCHDOWNS, Game

- 3 vs. Vikings (1/3/81) NFC-D
- 2 6x, last: at Saints (1/13/07) NFC-D

FIRST DOWNS

MOST FIRST DOWNS, Game

- 27 vs. Vikings (1/21/18) NFC-CG
- 25 vs. Patriots (2/4/18) SB52
- 24 vs. Patriots (2/6/05) SB39
- 24 vs. Vikings (1/3/81) NFL-D
- 23 vs. Vikings (1/16/05) NFC-D

FEWEST FIRST DOWNS, Game

- 11 at Giants (1/7/01) NFC-D
- 12 at Cowboys (1/10/93) NFC-D

MOST FIRST DOWNS, BOTH TEAMS, Game

- 54 vs. Patriots (2/4/18) SB52; Patriots 29, Eagles 25
- 49 vs. Vikings (1/21/18) NFC-CG; Eagles 27, Vikings 22
- 48 vs. Lions (12/30/95) NFC-WC; Lions 26, Eagles 22
- 45 vs. Patriots (2/6/05) SB39; Eagles 24, Patriots 21

FEWEST FIRST DOWNS, BOTH TEAMS, Game

- 24 3x, last: at LA Rams (12/18/49) NFL-CG; Eagles 17, Rams 7

MOST FIRST DOWNS, RUSHING, Game

- 16 vs. Chicago Cardinals (12/19/48) NFL-CG
- 13 vs. Cowboys (1/11/81) NFC-CG

FEWEST FIRST DOWNS, RUSHING, Game

- 0 at Cowboys (1/9/10) NFC-WC
- 1 at Bears (12/31/88) NFC-D
- 2 3x, last: at Saints (1/13/19) NFC-D

MOST FIRST DOWNS, PASSING, Game

- 21 at Bears (12/31/88) NFC-D
- 19 vs. Patriots (2/4/18) SB52
- 19 vs. Vikings (1/21/18) NFC-CG
- 18 vs. Patriots (2/6/05) SB39

FEWEST FIRST DOWNS, PASSING, Game

- 0 vs. Chicago Cardinals (12/19/48) NFL-CG
- 4 at LA Rams (12/18/49) NFL-CG

PENALTIES

MOST PENALTIES, Game

- 9 at Cowboys (1/9/10) NFC-WC
- 8 at Giants (1/11/09) NFC-D
- 8 vs. Lions (12/30/95) NFC-WC
- 8 at Buccaneers (12/29/79) NFC-D

FEWEST PENALTIES, Game

- 0 vs. Packers (12/26/60) NFL-CG
- 2 at StL Rams (1/27/02) NFC-CG
- 2 vs. Buccaneers (12/31/00) NFC-WC

MOST YARDS PENALIZED, Game

- 116 at Cowboys (1/9/10) NFC-WC
- 80 vs. Lions (12/30/95) NFC-WC
- 77 vs. Giants (1/7/07) NFC-WC
- 76 at Cowboys (1/10/93) NFC-D

FEWEST YARDS PENALIZED, Game

- 0 vs. Packers (12/26/60) NFL-CG
- 15 at StL Rams (1/27/02) NFC-CG

INTERCEPTIONS

MOST INTERCEPTIONS BY, Game

- 6 vs. Lions (12/30/95) NFC-WC
- 5 vs. Vikings (1/3/81) NFC-D
- 4 vs. Buccaneers (1/12/02) NFC-WC

FUMBLES

MOST FUMBLES, Game

- 6 vs. LA Rams (12/31/89) NFC-WC
- 5 vs. Giants (12/27/81) NFC-WC

MOST FUMBLES LOST, Game

- 3 at Cowboys (1/9/10) NFC-WC
- 2 12x, last: vs. Falcons (1/13/18) NFC-D

MOST FUMBLES COMMITTED BY OPPONENT, Game

- 5 vs. Cowboys (1/11/81) NFC-CG
- 4 vs. Packers (1/9/11) NFC-WC
- 3 5x, last: at Giants (1/7/01) NFC-D

MOST FUMBLES LOST BY OPPONENT

- 3 4x, last: at Giants (1/7/01) NFC-D

TURNOVERS

MOST TURNOVERS, Game

- 4 (four times) last at Dallas (1/9/10) NFC-WC

FEWEST TURNOVERS, Game

- 0 6x, last: vs. Seahawks (1/5/20) NFC-WC

PUNTING

MOST PUNTS, Game

- 9 vs. LA Rams (12/31/89) NFC-WC
- 9 at Falcons (12/24/78) NFC-WC

FEWEST PUNTS, Game

- 1 vs. Patriots (2/4/18) SB52
- 1 at Cardinals (1/18/09) NFC-CG
- 3 (four times) last vs. Seahawks (1/5/20) NFC-WC

HIGHEST AVERAGE, PUNTING, Game

- 58.0 at Cardinals (1/18/09) NFC-CG
- 51.2 at Saints (1/3/93) NFC-WC
- 50.6 at Cowboys (1/9/10) NFC-WC
- 48.8 vs. Saints (1/4/14) NFC-WC
- 48.2 at Saints (1/13/19) NFC-D

LOWEST AVERAGE, PUNTING, Game

- 32.5 at Bears (12/31/88) NFC-D

LAST TIME IT HAPPENED



TEAM (EAGLES)

WON IN OVERTIME.....	12/9/19 - vs. NYG, 23-17
WON BY SCORING IN LAST TWO MINUTES OF REGULATION.....	10/22/20 - vs. NYG, 22-21 (winning TD at 0:40)
TIED GAME BY SCORING IN LAST TWO MINUTES.....	9/27/20 - tie vs. Cin., 23-23 (tied score at 0:30 to force OT)
WON IN PRIMETIME.....	10/22/20 - vs. NYG, 22-21 (Thursday Night Football)
SHUTOUT.....	12/30/18 - at Was., 24-0
WON BY 20+ POINTS.....	10/6/19 - vs. NYJ, 31-6
WON AFTER TRAILING BY 20+ POINTS.....	12/19/10 - at NYG, 38-31 (NYG ahead 31-10 in 4th quarter)
HELD 28+ POINT LEAD.....	1/21/18 - win vs. Min., 38-7
HELD 21+ POINT LEAD.....	10/6/19 - win vs. NYJ, 31-6
HELD 17+ POINT LEAD.....	12/29/19 - win at NYG, 34-17
SCORED 20+ POINTS IN QUARTER.....	10/18/20 - loss vs. Bal., 28-30 (22, 4th Q)
SCORED 20+ POINTS IN HALF.....	10/18/20 - loss vs. Bal., 28-30 (28, 2nd half)
HELD OPPONENT WITHOUT A TOUCHDOWN.....	12/22/19 - win vs. Dal., 17-9
TOUCHDOWNS SCORED BY OFFENSE & DEFENSE.....	10/4/20 - win at SF, 25-20 (2 offense, 1 defense)
TOUCHDOWNS SCORED BY OFFENSE, DEFENSE & SPECIAL TEAMS.....	12/6/15 - win at NE, 35-28 (2 offense, 1 defense, 2 ST)
NO TURNOVERS.....	1/5/20 - loss vs. Sea., 9-17
TOUCHDOWN SCORED ON FIRST DRIVE.....	10/22/20 - win vs. NYG, 22-21
SUCCESSFUL 2-POINT CONVERSION ATTEMPT.....	10/18/20 - C. Wentz to J. Arcega-Whiteside pass vs. Bal.
FAILED 2-POINT CONVERSION ATTEMPT.....	10/22/20 - J. Hurts pass to R. Rodgers, attempt fails vs. NYG

TOTAL OFFENSE (EAGLES)

500+ TOTAL NET YARDS OF OFFENSE.....	12/23/18 - vs. Hou. (519; 57 rushing, 471 passing)
400+ TOTAL NET YARDS OF OFFENSE.....	10/22/20 - vs. NYG (442; 96 rushing, 346 passing)

PASSING (EAGLES)

400+ NET YARDS PASSING BY TEAM.....	12/23/18 - vs. Hou. (462)
300+ NET YARDS PASSING BY TEAM.....	10/22/20 - vs. NYG (346)
INDIVIDUAL WITH 50+ PASS ATTEMPTS.....	12/9/19 - Carson Wentz (50-33-325-0-2TDs) vs. NYG
INDIVIDUAL WITH 40+ PASS ATTEMPTS.....	10/22/20 - Carson Wentz (43-25-359-1-2TD) vs. NYG
INDIVIDUAL WITH 30+ PASS COMPLETIONS.....	12/22/19 - Carson Wentz (40-31-319-0-1TD) vs. Dal.
INDIVIDUAL WITH 25+ PASS COMPLETIONS.....	10/22/20 - Carson Wentz (43-25-359-1-2TD) vs. NYG
INDIVIDUAL 300+ YARD PASSING GAME.....	10/22/20 - Carson Wentz (43-25-359-1-2TD) vs. NYG
CONSECUTIVE 300+ YARD PASSING GAMES.....	12/1/19 - 12/9/19 - Carson Wentz (46-28-310-1-3TDs) at Mia. & (50-33-325-0-2TDs) vs. NYG
INDIVIDUAL WITH 4+ TOUCHDOWN PASSES.....	12/23/18 - Nick Foles (49-35-471-1-4TDs) vs. Hou.
INDIVIDUAL WITH 3+ TOUCHDOWN PASSES.....	12/15/19 - Carson Wentz (43-30-266-0-3TDs) at Was
NO SACKS ALLOWED.....	9/20/20 - vs. LAR (43 attempts - Carson Wentz)

RUSHING (EAGLES)

300+ NET YARDS RUSHING BY TEAM.....	9/3/00 - at Dal. (306)
200+ NET YARDS RUSHING BY TEAM.....	10/27/19 - at Buf. (218)
INDIVIDUAL 200+ YARD RUSHING GAME.....	12/8/13 - LeSean McCoy (29-217-2TDs) vs. Det.
INDIVIDUAL 150+ YARD RUSHING GAME.....	11/27/14 - LeSean McCoy (25-159-1TD) at Dal.
INDIVIDUAL 100+ YARD RUSHING GAME.....	10/18/20 - Miles Sanders (9-118-0TD) vs. Bal.
TWO 100+ YARD RUSHERS IN SAME GAME.....	12/22/13 - L. McCoy (18-133-2TDs) & B. Brown (9-115-1TD) vs. Det.
CONSECUTIVE 100+ YARD RUSHING GAMES.....	11/23/14-11/27/14 - L. McCoy (21-130-1TD) vs. Ten. & (25-159-1TD) at Dal.
COMBINED 200+ YARDS RUSHING BY TWO PLAYERS.....	12/22/13 - 248 by L. McCoy (18-133-2TDs) & B. Brown (9-115-1TD) vs. Det.
INDIVIDUAL WITH 30+ CARRIES.....	9/9/13 - LeSean McCoy (31-184-1TD) at Was.
INDIVIDUAL WITH 25+ CARRIES.....	11/27/14 - LeSean McCoy (25-159-1TD) at Dal.
RUSHING PLAY OF 80+ YARDS.....	10/1/00 - 85t by Brian Mitchell vs. Atl.
RUSHING PLAY OF 60+ YARDS.....	10/18/20 - 74 by Miles Sanders vs. Bal.
RUSHING PLAY OF 40+ YARDS.....	10/18/20 - 74 by Miles Sanders vs. Bal.
INDIVIDUAL WITH 3+ RUSHING TOUCHDOWNS.....	12/29/19 - Boston Scott (19-54-3TDs) at NYG
INDIVIDUAL WITH 2+ RUSHING TOUCHDOWNS.....	10/11/20 - Miles Sanders (11-80-2TDs) at Pit.

RECEIVING (EAGLES)

INDIVIDUAL WITH 10+ RECEPTIONS.....	10/11/20 - Travis Fulgham (10-152-1TD) at Pit.
INDIVIDUAL WITH 150+ YARD RECEIVING GAME.....	10/11/20 - Travis Fulgham (10-152-1TD) at Pit.

LAST TIME IT HAPPENED



INDIVIDUAL WITH 100+ YARD RECEIVING GAME.....	10/11/20 - Travis Fulgham (10-152-1TD) at Pit.
TWO-OR-MORE 100+YARD RECEIVERS IN SAME GAME.....	12/23/18 - Nelson Agholor (5-116-1TD) & Zach Ertz (12-110-2TDs) vs. Hou.
CONSECUTIVE 100+ YARD RECEIVING GAMES.....	9/30/18-10/7/18 - Zach Ertz (10-112) at Ten. & (10-110-1TD) vs. Min.
INDIVIDUAL WITH 3+ TD RECEPTIONS.....	11/3/13 - Riley Cooper (5-139-3TDs) at Oak.
INDIVIDUAL WITH 2+ TD RECEPTIONS.....	12/9/19 - Zach Ertz (9-91-2TDs) vs. NYG
PASS PLAY OF 80+ YARDS.....	12/23/18 - 83t, Nick Foles to Nelson Agholor vs. Hou.
PASS PLAY OF 60+ YARDS.....	12/23/18 - 83t, Nick Foles to Nelson Agholor vs. Hou.
PASS PLAY OF 40+ YARDS.....	10/22/20 - 59, Carson Wentz to John Hightower vs. NYG

NOTABLE OFFENSIVE COMBINATIONS (EAGLES)

LED TEAM IN RUSHING & RECEIVING YARDS IN SAME GAME.....	12/29/19 - Boston Scott (19-54-3TDs rush, 4-84rec.) at NYG
100+ YARD RUSHER & 100+ YARD RECEIVER IN SAME GAME.....	11/27/14 - LeSean McCoy (25-159-1TD rush) & Jeremy Maclin (8-108 rec.) at Dal.
100+ YARD RUSHER, 100+ YARD RECEIVER & 300+ YARD PASSER IN SAME GAME.....	9/23/07 - Brian Westbrook (14-110-2TDs rush & 5-111-1TD rec.), Kevin Curtis (11-221-3TDs rec.) & Donovan McNabb (26-21-381-0-4TDs) vs. Det.
INDIVIDUAL WITH 1+ RUSHING TD & 1+ RECEIVING TD IN SAME GAME.....	12/15/19 - Miles Sanders (19-122-1TD rush, 6-50-1TD rec.) at Was.
INDIVIDUAL WITH 1+ PASSING TD & 1+ RUSHING TD IN SAME GAME.....	10/22/20 - Carson Wentz (43-25-359-1-2TD passing, 7-14-1TD rush) vs. NYG
INDIVIDUAL WITH 1+ PASSING TD & 1+ RECEIVING TD IN SAME GAME.....	2/4/18 - Nick Foles (43-28-373-1-3TD passes, 1-1-1TD receiving) at NE

DEFENSE (EAGLES)

HELD OPPONENT UNDER 200 YARDS TOTAL OFFENSE.....	11/3/19 - vs. Chi. (164; 62 rushing, 102 passing)
HELD OPPONENT UNDER 300 YARDS TOTAL OFFENSE.....	9/13/20 - at Was. (239; 80 rushing, 159 passing)
HELD OPPONENT UNDER 50 YARDS RUSHING.....	9/27/20 - vs. Cin. (48)
HELD OPPONENT UNDER 75 YARDS RUSHING.....	9/27/20 - vs. Cin. (48)
HELD OPPONENT UNDER 100 YARDS RUSHING.....	9/27/20 - vs. Cin. (48)
HELD OPPONENT UNDER 100 NET YARDS PASSING.....	10/6/19 - vs. NYJ (61)
HELD OPPONENT UNDER 150 NET YARDS PASSING.....	11/3/19 - vs. Chi. (102)
INTERCEPTION RETURN FOR TOUCHDOWN.....	10/4/20 - A. Singleton, 30 yards (QB N. Mullens) at SF
INDIVIDUAL WITH 3+ INTERCEPTIONS.....	10/16/11 - K. Coleman (3) at Was. (QB R. Grossman)
INDIVIDUAL WITH 2+ INTERCEPTIONS.....	1/1/17 - J. Hicks (2) vs. Dal. (QB M. Sanchez)
FUMBLE RECOVERED FOR TOUCHDOWN.....	12/15/19 - N. Bradham 47-yard return of D. Haskins fumble (forced by A. Maddox) at Was.
SAFETY SCORED.....	9/11/16 - R. Griffin III aborted snap. Cameron Erving credited with fumble on high snap, ball out of bounds in end zone
7.0+ SACKS.....	9/27/20 - vs. Cin. (8)
6.0+ SACKS.....	9/27/20 - vs. Cin. (8)
5.0+ SACKS.....	10/4/20 - at SF (5)
INDIVIDUAL WITH 3.0+ SACKS.....	10/6/19 - B. Graham (3.0 sacks of L. Falk) vs. NYJ
INDIVIDUAL WITH 2.0+ SACKS.....	10/18/20 - B. Graham (2.0 sacks of L. Jackson) vs. Bal.

SPECIAL TEAMS (EAGLES)

KICKOFF RETURN FOR TOUCHDOWN.....	10/23/16 - Josh Huff, 98 yards vs. Min.
KICKOFF RETURN FOR TOUCHDOWN TO START GAME.....	11/23/14 - Josh Huff, 107 yards vs. Ten.
PUNT RETURN FOR TOUCHDOWN.....	12/6/15 - Darren Sproles, 83 yards at NE
BLOCKED PUNT RECOVERED FOR TOUCHDOWN.....	12/6/15 - N. Goode returned R. Allen's blocked punt (blocked by C. Maragos) 24 yards at NE
BLOCKED PUNT.....	12/17/17 - K. Grugier-Hill blocked punt by B. Wing at NYG
BLOCKED PAT.....	9/20/20 - M. Jackson, PAT attempt by S. Sloman vs. LAR
BLOCKED FIELD GOAL.....	1/5/20 - V. Curry, 35-yd attempt by J. Myers vs. Sea.
BLOCKED FIELD GOAL RETURNED FOR TOUCHDOWN.....	10/23/05 - Matt Ware, 65-yd. return after Quintin Mikell blocked a 40-yd. att. by Nate Kaeding vs. SD
INDIVIDUAL WITH 5+ FIELD GOALS.....	11/23/14 - Cody Parkey (5-6) vs. Ten.
INDIVIDUAL WITH 4+ FIELD GOALS.....	10/1/17 - Jake Elliott (4-4) at LAC
SUCCESSFUL ONSIDES KICK.....	9/17/17 - J. Elliott kick recovered by T. Burton at KC (4th Q)
FAILED ONSIDES KICK ATTEMPT.....	10/18/20 - J. Elliott kick recovered by J. Proche vs. Bal. (4th Q)
TOUCHDOWN OFF FAKE FIELD GOAL ATTEMPT.....	12/24/89 - C. Carter 22-yard pass from R. Ruzek vs. Pho.
TOUCHDOWN OFF FAKE PUNT.....	9/29/02 - B. Dawkins 57 yard pass from B. Mitchell vs. Hou

LAST TIME IT HAPPENED



TEAM (OPPONENT)

WON IN OVERTIME.....	12/9/18 - at Dal., 23-29
WON BY SCORING IN LAST TWO MINUTES OF REGULATION.....	10/21/18 - vs. Car., 17-21 (winning TD at 1:22)
TIED GAME BY SCORING IN LAST TWO MINUTES.....	11/8/15 - win at Dal., 33-27 OT (tied game at 0:02)
WON IN PRIMETIME.....	10/20/19 - at Dal., 10-37
SHUTOUT.....	12/31/17 - vs. Dal., 0-6
WON BY 20+ POINTS.....	10/20/19 - at Dal., 10-37
WON AFTER TRAILING BY 20+ POINTS.....	10/2/11 - vs. SF, 23-24 (PHI ahead 23-3 in 3rd quarter)
HELD 28+ POINT LEAD.....	11/18/18 - loss at NO, 7-48
HELD 21+ POINT LEAD.....	10/20/19 - loss at Dal., 10-37
HELD 17+ POINT LEAD.....	10/18/20 - loss vs. Bal., 28-30
SCORED 20+ POINTS IN QUARTER.....	10/21/18 - loss vs. Car., 17-21 (21, 4th Q)
SCORED 20+ POINTS IN HALF.....	10/11/20 - loss at Pit., 29-38 (21, 2nd half)
HELD OPPONENT WITHOUT A TOUCHDOWN.....	1/5/20 - loss vs. Sea., 9-17
TOUCHDOWNS SCORED BY OFFENSE & DEFENSE.....	10/7/18 - loss vs. Min., 21-23 (1 offense, 1 defense)
TOUCHDOWNS SCORED BY OFFENSE, DEFENSE & SPECIAL TEAMS.....	11/16/14 - loss at GB, 53-20 (4 off, 2 def, 1 ST)
NO TURNOVERS.....	10/18/20 - loss vs. Bal., 28-30
TOUCHDOWN SCORED ON FIRST DRIVE.....	10/18/20 - loss vs. Bal., 28-30
SUCCESSFUL 2-POINT CONVERSION ATTEMPT.....	12/1/19 - R. Fitzpatrick to P.Laird pass at Mia.
FAILED 2-POINT CONVERSION ATTEMPT.....	10/4/20 - C. Beathard incomplete pass to G. Kittle at SF

TOTAL OFFENSE (OPPONENT)

500+ TOTAL NET YARDS OF OFFENSE.....	12/9/18 - at Dal. (576; 142 rushing, 434 passing)
400+ TOTAL NET YARDS OF OFFENSE.....	10/4/20 - at SF (417; 116 rushing, 301 passing)

PASSING (OPPONENT)

400+ NET YARDS PASSING BY TEAM.....	9/26/19 - at GB (414)
300+ NET YARDS PASSING BY TEAM.....	10/4/20 - at SF (301)
INDIVIDUAL WITH 50+ PASS ATTEMPTS.....	9/26/19 - Aaron Rodgers (53-34-422-1-2TDs) at GB
INDIVIDUAL WITH 40+ PASS ATTEMPTS.....	9/27/20 - Joe Burrow (44-31-312-0-2TD) vs. Cin.
INDIVIDUAL WITH 30+ PASS COMPLETIONS.....	9/27/20 - Joe Burrow (44-31-312-0-2TD) vs. Cin.
INDIVIDUAL WITH 25+ PASS COMPLETIONS.....	10/11/20 - Ben Roethlisberger (34-27-239-0-3TD) at Pit.
INDIVIDUAL 300+ YARD PASSING GAME.....	9/27/20 - Joe Burrow (44-31-312-0-2TD) vs. Cin.
CONSECUTIVE 300+ YARD PASSING GAMES.....	12/29/19 - 1/5/20 - Daniel Jones (47-28-301-1-1TD) at NYG & Russell Wilson (30-18-325-0-1TD) vs. Sea.
INDIVIDUAL WITH 4+ TOUCHDOWN PASSES.....	10/13/19 - Kirk Cousins (29-22-333-1-4TDs) at Min.
INDIVIDUAL WITH 3+ TOUCHDOWN PASSES.....	10/11/20 - Ben Roethlisberger (34-27-239-0-3TD) at Pit.
NO SACKS ALLOWED.....	9/22/19 - vs. Det. (32 attempts - Matthew Stafford)

RUSHING (OPPONENT)

300+ NET YARDS RUSHING BY TEAM.....	9/25/60 - vs. Cle. (329)
200+ NET YARDS RUSHING BY TEAM.....	10/16/16 - at Was. (230)
INDIVIDUAL 200+ YARD RUSHING GAME.....	11/22/15 - Doug Martin (27-235-0TDs) vs. TB
INDIVIDUAL 150+ YARD RUSHING GAME.....	11/11/18 - Ezekiel Elliott (19-151-1TD) vs. Dal.
INDIVIDUAL 100+ YARD RUSHING GAME.....	10/18/20 - Lamar Jackson (9-108-1TD) vs. Bal.
TWO 100+ YARD RUSHERS IN SAME GAME.....	10/30/05 - M. Anderson (21-126-1TD) and T. Bell (14-107-2TDs) at Den.
CONSECUTIVE 100+ YARD RUSHING GAMES.....	11/11/18-11/18/18 - E. Elliott (19-151-1TD) vs. Dal.; M. Ingram (16-103-2TDs) at NO; S. Barkley (13-101-1TD) vs. NYG
COMBINED 200+ YARDS RUSHING BY TWO PLAYERS.....	11/20/15 - 187 by D. Johnson (29-187-3TDs) & K. Williams (6-34-0TDs) vs. Ari.
INDIVIDUAL WITH 30+ CARRIES.....	12/14/14 - DeMarco Murray (31-81-2TD) vs. Dal.
INDIVIDUAL WITH 25+ CARRIES.....	12/9/18 - Ezekiel Elliott (28-113) at Dal.
RUSHING PLAY OF 80+ YARDS.....	10/22/20 - 80 by Daniel Jones vs. NYG
RUSHING PLAY OF 60+ YARDS.....	10/22/20 - 80 by Daniel Jones vs. NYG
RUSHING PLAY OF 40+ YARDS.....	10/22/20 - 80 by Daniel Jones vs. NYG
INDIVIDUAL WITH 3+ RUSHING TOUCHDOWNS.....	12/20/15 - David Johnson (29-187-3TDs) vs. Ari.
INDIVIDUAL WITH 2+ RUSHING TOUCHDOWNS.....	9/13/20 - Peyton Barber (17-29-2TDs) at Was.

RECEIVING (OPPONENT)

INDIVIDUAL WITH 10+ RECEPTIONS.....	10/4/20 - George Kittle (15-183-1TD) at SF
INDIVIDUAL WITH 150+ YARD RECEIVING GAME.....	10/4/20 - George Kittle (15-183-1TD) at SF

LAST TIME IT HAPPENED



INDIVIDUAL WITH 100+ YARD RECEIVING GAME.....	10/11/20 - Chase Claypool (7-110-3TD) at Pit.
TWO-OR-MORE 100+YARD RECEIVERS IN SAME GAME.....	9/15/19 - Calvin Ridley (8-105-1TD) & Julio Jones (5-106-2TDs) at Atl.
CONSECUTIVE 100+ YARD RECEIVING GAMES.....	9/27/20-10/11/20 - Tyler Boyd (10-125-0TD) vs. Cin., George Kittle (15-183-1TD) at SF, Chase Claypool (7-110-3TD) at Pit.
INDIVIDUAL WITH 3+ TD RECEPTIONS.....	10/11/20 - Chase Claypool (7-110-3TD) at Pit.
INDIVIDUAL WITH 2+ TD RECEPTIONS.....	10/11/20 - Chase Claypool (7-110-3TD) at Pit.
PASS PLAY OF 80+ YARDS.....	12/11/16 - 80t, Kirk Cousins to DeSean Jackson vs. Was.
PASS PLAY OF 60+ YARDS.....	12/15/19 - 75t, Dwayne Haskins to Terry McLaurin at Was
PASS PLAY OF 40+ YARDS.....	9/27/20 - 42, Joe Burrow to Giovani Bernard vs. Cin.

NOTABLE OFFENSIVE COMBINATIONS (OPPONENT)

LED TEAM IN RUSHING & RECEIVING YARDS IN SAME GAME.....	12/16/18 - Todd Gurley (12-48-2TDs rush, 10-76 rec.) at LAR
100+ YARD RUSHER & 100+ YARD RECEIVER IN SAME GAME.....	10/20/19 - Ezekiel Elliott (22-111-1TD rush) & Amari Cooper (5-106 rec.) at Dal.
100+ YARD RUSHER, 100+ YARD RECEIVER & 300+ YARD PASSER IN SAME GAME.....	12/9/18 - Ezekiel Elliott (28-113 rush), Amari Cooper (10-217-3TDs rec.) & Dak Prescott (54-42-455-2-3TDs) at Dal.
INDIVIDUAL WITH 1+ RUSHING TD & 1+ RECEIVING TD IN SAME GAME.....	10/11/20 - Chase Claypool (3-6-1TD rush, 7-110-3TD rec.) at Pit.
INDIVIDUAL WITH 1+ PASSING TD & 1+ RUSHING TD IN SAME GAME.....	10/18/20 - Lamar Jackson (27-16-186-0-1TD passing, 9-108-1TD rush) vs. Bal.
INDIVIDUAL WITH 1+ PASSING TD & 1+ RECEIVING TD IN SAME GAME.....	11/20/16 - Russell Wilson (31-18-272-0-1TD pass, 1-15-1TD receiving) at Sea.

DEFENSE (OPPONENT)

HELD OPPONENT UNDER 200 YARDS TOTAL OFFENSE.....	12/7/14 - vs. Sea. (139; 57 rushing, 82 passing)
HELD OPPONENT UNDER 300 YARDS TOTAL OFFENSE.....	10/4/20 - at SF (267; 93 rushing, 174 passing)
HELD OPPONENT UNDER 50 YARDS RUSHING.....	9/15/19 - at Atl. (49)
HELD OPPONENT UNDER 75 YARDS RUSHING.....	9/13/20 - at Was. (57)
HELD OPPONENT UNDER 100 YARDS RUSHING.....	10/22/20 - vs. NYG (96)
HELD OPPONENT UNDER 100 NET YARDS PASSING.....	12/7/14 - vs. Sea. (82)
HELD OPPONENT UNDER 150 NET YARDS PASSING.....	9/6/18 - vs. Atl. (119)
INTERCEPTION RETURN FOR TOUCHDOWN.....	9/10/17 - R. Kerrigan, 24 yards (QB C. Wentz) at Was.
INDIVIDUAL WITH 3+ INTERCEPTIONS.....	12/2/07 - L. Tatupe (3) vs. Sea. (QB A.J. Feeley)
INDIVIDUAL WITH 2+ INTERCEPTIONS.....	10/11/20 - S. Nelson (2) at Pit. (QB C. Wentz)
FUMBLE RECOVERED FOR TOUCHDOWN.....	10/7/18 - L. Joseph 64-yard return of C.Wentz fumble (forced by S. Weatherly) vs. Min.
SAFETY SCORED.....	1/11/09 - Intentional grounding penalty enforced on D. McNabb in end zone (NFC-D) at NYG
7.0+ SACKS.....	9/13/20 - at Was. (8)
6.0+ SACKS.....	10/18/20 - vs. Bal. (6)
5.0+ SACKS.....	10/18/20 - vs. Bal. (6)
INDIVIDUAL WITH 3.0+ SACKS.....	10/18/20 - C. Campbell (3.0 sacks of C.Wentz) vs. Bal.
INDIVIDUAL WITH 2.0+ SACKS.....	10/18/20 - C. Campbell (3.0 sacks of C.Wentz) vs. Bal.

SPECIAL TEAMS (OPPONENT)

KICKOFF RETURN FOR TOUCHDOWN.....	9/22/19 - Jamal Agnew, 100 yards vs. Det.
KICKOFF RETURN FOR TOUCHDOWN TO START GAME.....	10/12/03 - Randal Williams, 37 yards at Dal.
PUNT RETURN FOR TOUCHDOWN.....	9/19/16 - Eddie Royal, 65 yards at Chi.
BLOCKED PUNT RECOVERED FOR TOUCHDOWN.....	12/10/17 - B. Countess returned D. Jones' blocked punt (blocked by M. Thomas) 16 yards at LAR
BLOCKED PUNT.....	12/10/17 - B. Countess returned D. Jones' blocked punt (blocked by M. Thomas) 16 yards at LAR
BLOCKED PAT.....	12/13/09 - F. Robbins, PAT attempt by D. Akers vs. NYG
BLOCKED FIELD GOAL.....	11/6/16 - J. Pierre-Paul, 40-yd attempt by C. Sturgis at NY
BLOCKED FIELD GOAL RETURNED FOR TOUCHDOWN.....	12/7/08 - Kevin Dockery, 71-yd. return after Justin Tuck blocked a 32-yd. att. by D.Akers at NYG
INDIVIDUAL WITH 5+ FIELD GOALS.....	10/27/13 - Josh Brown (5-5) vs. NYG
INDIVIDUAL WITH 4+ FIELD GOALS.....	10/28/18 - Josh Lambo (4-4) at Jax
SUCCESSFUL ONSIDES KICK.....	12/6/15 - S. Gostkowski kick recovered by R. Melvin at NE (4th Q)
FAILED ONSIDES KICK ATTEMPT.....	10/4/20 - R. Gould drop kick recovered by R. Rodgers at SF (4th Q)
TOUCHDOWN OFF FAKE FIELD GOAL ATTEMPT.....	12/20/1998 - Holder E. Bjornson 7-yard run at Dal.
TOUCHDOWN OFF FAKE PUNT.....	N/A



OFF THE FIELD



FRONT OFFICE & COACHING STAFF

PLAYER BIOS

ROSTER BREAKDOWN

2020 EAGLES STATISTICS

RECORD BOOK

OFF THE FIELD



Established on September 8, 2019, the Eagles Autism Foundation was formed to centralize all of the team's autism activities into one organization, while strengthening its core mission of turning autism awareness into action. Led by Chairman and CEO Jeffrey Lurie, the team's commitment to raising funds for autism research and care has grown exponentially, raising more than \$9 million since launching the Eagles Autism Challenge in May 2018.

The Centers for Disease Control and Prevention estimates that one in 54 people living in the United States are on the autism spectrum. Autism is a complex neurological and developmental condition that expresses itself differently in each individual. While it has become one of the fastest-growing developmental disorders in the country, autism has historically been underfunded, misunderstood and under-researched.

By providing critical resources, supporting medical discoveries and helping to position Philadelphia as a base for scientific research, the Eagles Autism Foundation is transforming lives for individuals and families affected by autism.

Eagles Autism Challenge pres. by Lincoln Financial Group



\$9,000,000+ raised in the first three years



The Eagles Autism Challenge presented by Lincoln Financial Group is a one-day bike ride and family-friendly 5K run/walk that donates 100% of participant-raised funds to leading institutions conducting cutting-edge autism research and care.

In partnership with the founding beneficiaries - Children's Hospital of Philadelphia, Drexel University, and Thomas Jefferson University and Jefferson Health - along with local and national institutions specializing in autism research, the Eagles are bringing fresh ways of thinking to the field.

Thanks to the more than \$9 million raised, a total of 25 research projects and community grants have been funded for exploratory work in the field of autism.

For more information, visit EaglesAutismChallenge.org.





Sensory Room pres. by Children's Hospital of Philadelphia

On August 4, 2019, the Eagles became one of the first sports franchises to build a state-of-the-art sensory room in its home venue. Now certified by KultureCity as a sensory-inclusive stadium, the Lincoln Financial Field Sensory Room presented by Children's Hospital of Philadelphia promotes an accommodating and positive experience for all guests and fans with sensory challenges. The 500-square-foot, state-of-the-art sensory room has been carefully designed by top medical professionals to ensure a quieter and more secure environment. The certification process included the training of every Eagles employee and stadium staff member.



Popcorn for the People



To help combat the unemployment rate in the autism community, the Eagles Autism Foundation and Aramark, the team's food and beverage partner at Lincoln Financial Field, have teamed up with Popcorn for the People, a non-profit organization dedicated to creating meaningful employment for those with autism and developmental disabilities. Popcorn for the People trains and hires adults with autism to create, cook, package and sell uniquely flavored gourmet popcorn. A portion of the proceeds from the popcorn sold at Lincoln Financial Field benefits the Eagles Autism Foundation. The Eagles are the first pro sports team to partner with Popcorn for the People.

Eagles Radiothon pres. by Firsttrust Bank & The Green Family Foundation

The Eagles Radiothon presented by Firsttrust Bank and the Green Family Foundation is a multi-day auction held on SportsRadio 94WIP that offers fans the opportunity to bid on exclusive sports and entertainment experiences involving their favorite Eagles players and 94WIP radio personalities. The 2019 Eagles Radiothon raised \$363,746, the most ever in program history.



Eagles Huddle Up for Autism



Eagles Huddle Up for Autism is a family-friendly event held annually at Lincoln Financial Field. Designed specifically for guests on the autism spectrum, Huddle Up features special appearances by Eagles players and cheerleaders, live entertainment, games and exclusive locker room tours. The 10th annual Huddle Up set record numbers in 2019 with more than 6,000 participants and \$140,000 raised for the Center for Autism Research at Children's Hospital of Philadelphia.

50/50 Raffle

Through the Eagles Autism Foundation 50/50 Raffle, one lucky fan at every Eagles home game walks away a winner. Fans can purchase tickets for a 50/50 drawing at Lincoln Financial Field for a chance to win half of the jackpot. The other half supports the Eagles Autism Foundation. Raffle tickets can be purchased from kiosks and roving sellers located throughout the stadium.



Training Camp Practice



Training camp practices at Lincoln Financial Field serve as a vehicle to drive critical funds for autism research and care, with proceeds benefiting the Eagles Autism Foundation. As part of the team's training camp practice on August 4, 2019, more than 45,000 fans came out to support the team, while raising over a half million dollars (\$506K) for the cause.

EAGLES IN THE COMMUNITY



As proud Philadelphians who take their responsibility to the community seriously, the Eagles believe there is no offseason to good citizenship.

Since Jeffrey Lurie became Chairman and CEO in 1994, the Eagles have generously contributed more than \$25 million in charitable giving to organizations and neighborhoods throughout the Greater Philadelphia region. Under Lurie's direct leadership and guidance, the Eagles continue to strengthen and support local organizations through joint effort partnerships, all based on the belief that strong non-profits build strong communities.

The Eagles host a variety of events and campaigns that aim to inspire, motivate and educate. As a professional football team, the Eagles have a unique platform to reach the community and have long-lasting effects.

The team takes great pride in serving the fans, local non-profits and the region at large, because to the Eagles, making the Delaware Valley proud is just as important off the field as it is on it.

COMMUNITY MONDAYS



EAGLES EYE MOBILE POWERED BY VISION TO LEARN



Through the Eagles Care program, the team cultivates and maintains season-long, strategic partnerships with local non-profits as a way to help strengthen each partner's core work and positive impact on the community.

At the end of the season, each non-profit becomes an extension of the Eagles Care family where they continue to work closely with the team on community outreach events, while utilizing their newfound strengths to assist future Eagles Care partners.

EAGLES CARE FAMILY



PLAYGROUND BUILD



YOUTH FOOTBALL



Throughout the 2019-20 season, the Eagles impacted close to 75,000 local youth, ages 6-18, through equipment donations, grant assistance and general youth football programming, totaling more than \$2.7 million in value back to the Philadelphia youth and high school football community.

EAGLES IN THE COMMUNITY



SOCIAL JUSTICE FUND

Established in 2018, the Eagles Social Justice Fund was formed to provide grants to organizations that work to reduce barriers to equal opportunity, with a specific focus on education, community and police relations, improving the criminal justice system and other initiatives targeting poverty, racial equality and workforce development in the Greater Philadelphia area.

Led by a panel of players and club executives, the Eagles Social Justice Leadership Council works to identify potential grant recipients and secures contributions to the Eagles Social Justice Fund. The Fund is built through one-to-one matching donations from players and the club.

In just two years, the program has provided area-based organizations with more than \$858,000 in funding.



EAGLES CAREER NEST



The Eagles Career Nest, a new Philadelphia OIC workforce space, serves as a career development hub for individuals to apply for jobs, participate in online training and utilize career resource tools.

HADDINGTON PAL CENTER



The Haddington Police Athletic League of Philadelphia (PAL) Center is a safe haven for children that offers educational, athletic and recreational programs in a constructive environment.

MENZFIT



MenzFit received a grant and donations from the Eagles Social Justice Fund to help enhance their efforts around providing professional interview clothing, career development and financial literacy services.



To help maintain a sufficient blood supply and to avoid a potential shortage during the COVID-19 pandemic, the Eagles and the American Red Cross, with the support of Budweiser, hosted blood drives at Lincoln Financial Field.

COVID-19 RELIEF SUPPORT

To help combat the impact of COVID-19, Chairman and CEO Jeffrey Lurie spearheaded frontline efforts that directly supported and provided critical assistance for the City of Philadelphia. In April 2020, Lurie and the Eagles contributed \$1 million in donations to promote the well-being of essential healthcare workers and their families, while supporting local businesses during the global pandemic.

"As we continue to navigate through this unprecedented time in history, we could not be more appreciative of the Eagles' continued care and concern for our community. Ensuring the health and safety of our frontline staff, and of our patients and their families, is very important to everyone at CHOP, and we thank the Eagles for their tremendous support and friendship." - **Madeline Bell, President and CEO, Children's Hospital of Philadelphia**

RELIEF EFFORTS SUPPORTED BY LURIE & THE EAGLES

100,000 N-95 masks to Jefferson, CHOP and other local health systems	\$300,000
Red Cross to support Convalescent Plasma Program	\$250,000
6,733 gift cards purchased from ACME, Chickie's & Pete's, Dunkin', McDonald's and Wawa to provide relief for essential workers in healthcare	\$225,000
Jefferson's Better Together Fund	\$100,000
Vision To Learn to support Eagles Eye Mobile program continuity	\$55,000
Jewish Family and Children's Service of Greater Philadelphia to support expansion of Helping Healthcare Heroes Support Group services for essential medical workers and their families	\$35,000
Uplift Center for Grieving Children to support expansion of mental health services for essential medical workers and their families	\$35,000
TOTAL	\$1,000,000

FAN EXPERIENCES



The connection between the team and Eagles fans everywhere has always been a special bond. It's a relationship that has existed for generations and is one that continues to grow stronger as the years go on. The Eagles are inspired by the relentless passion and fan support they receive and have always made it a priority to engage the fanbase by offering unique experiences and memories to last a lifetime.

Annual events like Junior Pro Day, Football Festival for Women, Kids Club activities, Spotlight Forums and Training Camp public practices, among others, have enabled fans to connect with their favorite team, players and franchise legends on a deeper level. Many of these programs have even developed into family traditions for some, bringing together loved ones from all over the country.

The Eagles are proud to celebrate their fans in many special ways, both on and off the field.

SPOTLIGHT FORUMS



JUNIOR PRO DAY



EAGLES KIDS CLUB



YOGA ON THE FIELD



JUNIOR CHEER CLINIC



FOOTBALL FESTIVAL FOR WOMEN




MADDEN CLUB CHAMPIONSHIP



FANTASY DRAFT PARTIES



GO GREEN PROGRAM



The Eagles believe the path to sustainability is a journey, not a destination. With the opening of Lincoln Financial Field in 2003, the team's road to becoming an eco-friendly operation began.

What started with a blue recycling bin under each employee's desk has grown into a company-wide sustainability program that is reducing the organization's overall impact on the environment in a financially-responsible manner.

With the help of partners and fans, the Eagles have been able to develop a multi-year curriculum and action plan that incorporates green energy production, recycling, composting, energy efficiency and reforestation, among other ventures.

The Eagles, who wear the color "green" with pride, are committed to serving as environmental stewards for a community that gives so much to them throughout the year.

"SUSTAINABLE" SUCCESS



In December 2018, Lincoln Financial Field was awarded LEED Gold certification by the U.S. Green Building Council (USGBC) for implementing practical and measurable strategies and solutions aimed at achieving high performance in sustainable site development, water savings, energy efficiency, materials selection and indoor environmental quality.



The Eagles are the first professional sports team in the world to have received the prestigious ISO 20121 Event Sustainability Management System certification.

ISO 20121 is an international standard designed to help organizations involved in the events and hospitality industries integrate sustainability into management practices and processes.

GO GREEN PARTNERS



DID YOU KNOW?



The Eagles became the first team in the famed South Philadelphia sports complex to switch from plastic straws to an eco-friendly alternative made from 100% renewable resources.



Through the 2019 Field Goal Forest Program - in which PGW pledges to plant 10 trees for every field goal made - the Eagles will plant 290 trees in the Eagles Forest this year.

SUSTAINABILITY & ENVIRONMENTAL BIRDSEED

- 10,456 solar panels have positioned Lincoln Financial Field as one of the greenest major sports facilities in the world
- Through the team's energy-from-waste program, the Eagles divert more than 99% of their waste from landfills
- The installation of water filtration fountains at the team's facilities has saved more than 450,000 water bottles since 2015
- With the help of The Conservation Fund, the Eagles offset 100% of all team travel through the "Go Zero" program
- The team supports reforestation efforts by planting trees in various cities, including the "Eagles Forest" in Bensalem, PA
- Bike Share program equips team employees with bicycles for convenient transportation from the practice facility to the stadium
- Cups and flatware are created from bio-plastics which biodegrade in just 45 days
- To conserve energy, lower-wattage light bulbs and automatic sensors/timers have been installed in team facilities
- Two onsite bio-digesters help decompose pre-consumer food waste to eliminate the need for landfill disposal

LINCOLN FINANCIAL FIELD



Home to the Super Bowl LII Champion Philadelphia Eagles, Lincoln Financial Field is a prime destination for world-class entertainment that offers a high-quality experience to fans in a safe, clean and friendly environment.

In addition to 10 Eagles home games each season, Lincoln Financial Field has become famous for showcasing high-profile sporting events and unique experiences throughout the year.

Since opening in August 2003, Lincoln Financial Field has hosted 34 star-studded concerts, in addition to welcoming some of the world's most distinguished soccer clubs and serving as the home to Temple University football and the historic Army-Navy Game. The stadium has also hosted multiple NCAA Lacrosse Championships and many other marquee events.

A state-of-the-art facility located in the heart of Philadelphia, Lincoln Financial Field has become one of the world's most admired stadiums for sports and entertainment due to its commitment to the fan experience.

BY THE NUMBERS

Broke Ground	May 7, 2001
Opened	August 3, 2003
Revitalized	Feb. '12 - Aug. '14
Capacity	69,796
Executive Suites	174
Concessions	62
HD Televisions	1,185
Wi-Fi Connections	45,000
North End Zone HD Video Board	5,184 square feet
South End Zone HD Video Board	4,320 square feet
Concerts	34
Soccer Matches	26
Home Record (Regular Season + Playoffs)	87-59 (.596)
Twitter	@LFFStadium



LINCOLN FINANCIAL FIELD



HOME TO THE SUPER BOWL LII CHAMPION PHILADELPHIA EAGLES



WORLD TOURS & CONCERTS

- July 23, 2019 The Rolling Stones
- September 27, 2018 Ed Sheeran
- July 30, 2018 Jay-Z & Beyoncé
- July 14, 2018 Taylor Swift
- July 13, 2018 Taylor Swift
- June 9, 2018 Kenny Chesney
- June 18, 2017 U2
- May 12, 2017 Metallica
- September 29, 2016 Beyoncé
- August 6, 2016 Coldplay
- July 14, 2016 Guns N' Roses
- June 25, 2016 Kenny Chesney
- June 5, 2016 Beyoncé
- September 1, 2015 One Direction
- August 30, 2015 Kevin Hart
- July 11, 2015 Kenny Chesney
- June 13, 2015 Taylor Swift
- June 12, 2015 Taylor Swift
- August 15, 2014 Luke Bryan
- August 14, 2014 One Direction
- August 13, 2014 One Direction
- July 20, 2013 Taylor Swift
- July 19, 2013 Taylor Swift
- June 8, 2013 Kenny Chesney
- June 16, 2012 Kenny Chesney
- August 6, 2011 Taylor Swift
- July 14, 2011 U2
- June 18, 2011 Kenny Chesney
- June 27, 2009 Kenny Chesney
- July 19, 2008 Kenny Chesney
- June 23, 2007 Kenny Chesney
- August 11, 2003 Bruce Springsteen
- August 9, 2003 Bruce Springsteen
- August 8, 2003 Bruce Springsteen



THE ARMY-NAVY GAME



ARMY-NAVY HISTORY (LFF)

December 14, 2019	Navy, 31-7
December 8, 2018	Army, 17-10
December 9, 2017	Army, 14-13
December 12, 2015	Navy, 21-17
December 14, 2013	Navy, 34-7
December 8, 2012	Navy, 17-13
December 11, 2010	Navy, 31-17
December 12, 2009	Navy, 17-3
December 6, 2008	Navy, 34-0
December 2, 2006	Navy, 26-14
December 3, 2005	Navy, 42-23
December 4, 2004	Navy, 42-13
December 6, 2003	Navy, 34-6





NATIONAL & INTERNATIONAL SOCCER MATCHES



- August 29, 2019
 - June 30, 2019
 - July 25, 2018
 - July 19, 2017
 - June 14, 2016
 - June 11, 2016
 - June 9, 2016
 - July 26, 2015
 - August 2, 2014
 - August 11, 2012
 - August 10, 2011
 - July 23, 2011
 - May 29, 2010
 - May 15, 2010
 - April 10, 2010
 - July 18, 2009
 - September 13, 2008
 - November 6, 2004
 - August 2, 2004
 - July 28, 2004
 - September 25, 2003
 - September 20, 2003
 - August 3, 2003
- Victory Tour: USWNT vs. Portugal
 Gold Cup: USMNT vs. Curacao
 Gold Cup: Jamaica vs. Panama
 Bayern Munich vs. Juventus
 Gold Cup: USMNT vs. El Salvador
 Gold Cup: Costa Rica vs. Panama
 Copa America: Chile vs. Panama
 Copa America: USMNT vs. Paraguay
 Copa America: Uruguay vs. Venezuela
 CONCACAF Gold Cup Final:
 Mexico vs. Jamaica
 A.S. Roma vs. Inter Milan
 Real Madrid vs. Celtic
 USMNT vs. Mexico
 Philadelphia Union vs. Real Madrid
 USMNT vs. Turkey
 Philadelphia Union vs. FC Dallas
 Philadelphia Union vs. DC United
 Gold Cup: USMNT vs. Panama
 Gold Cup: Canada vs. Honduras
 USWNT vs. Ireland
 USWNT vs. Denmark
 A.C. Milan vs. Chelsea
 Manchester United vs. Glasgow Celtic
 Women's World Cup
 Women's World Cup
 Manchester United vs. FC Barcelona



STADIUM ENTERTAINMENT & FAN ENGAGEMENT




PAVING THE ROAD TO VICTORY!

In May 2016, the "Eagles FanWalk" was constructed outside of the Northeast entrance gate at Lincoln Financial Field. This honorary walkway, which showcases the passion that fans have for the Eagles and their families, features more than 3,800 personally engraved pavers that line the way for guests entering the stadium. The "Eagles FanWalk" ensures that each member engraved across the pathway will have a special place in Eagles history.



EAGLES CHEER TEAM



The Eagles Cheer Team, comprised of both women and men, serves as brand ambassadors for the organization, representing the team in the community, as well as nationally and internationally. Careers of current members include a doctor of optometry, New Jersey councilwoman, Air Force veteran, physical therapist, registered nurse, financial market analyst and editor-in-chief.

The 38 members of the squad are socially conscious individuals with inspiring life experiences, utilizing their platform to make a positive impact through global humanitarian work. Committed to supporting United States military, the Cheer Team also travels regularly to overseas bases on international goodwill tours. Additionally, they are passionately involved in engaging today's youth and in furthering the philanthropic work of the Eagles Autism Foundation.

In addition to performing at Eagles home games, the Eagles Cheer Team performs with top musical artists and appears at some of the most prestigious events in the world.

