

PHILADELPHIA 32, WASHINGTON 27

SUNDAY, SEPTEMBER 8, 2019 - LINCOLN FINANCIAL FIELD



POST-GAME NOTES

FIRST IMPRESSIONS: KICKOFF WEEKEND

- Doug Pederson joined Greasy Neale (6, 1942-47) as the only head coaches in franchise history to win 4 straight season-opening contests. Additionally, Pederson is now tied with Joe Kuharich (4, 1964-67) as the only Eagles head coaches to win their first 4 home openers with the team.

DESEAN JACKSON'S RETURN TO PHILADELPHIA

- DeSean Jackson became just the fourth player in Eagles history to catch multiple 50+ yard TDs (51 and 53 yards) in a single game, joining Timmy Brown (12/16/62 at StL), Ben Hawkins (12/3/67 at Was.) and Tommy McDonald (12/18/60 at Was.; 12/16/62 at StL).
- Jackson has now registered 31 career 50+ yard TDs, which ranks 2nd in NFL history and is only 5 TDs shy of Pro Football Hall of Famer Jerry Rice (36, 1985-2004).
- Jackson (364 career receptions with Philadelphia) surpassed Mike Quick (363, 1982-90) for sole possession of 8th place on the Eagles' all-time receptions list.

CARSON WENTZ POSTS 300+ YARD, 3-TD PERFORMANCE

- Carson Wentz became just the third QB in Eagles history throw multiple 50+ yard TDs in a single game, joining Donovan McNabb (2, 11/15/04 at Dal.; 2, 11/12/06 vs. Was.) and Sonny Jurgensen (2, 12/10/61 vs. NYG ; 4, 12/16/62 at StL).
- Wentz (10,465 career passing yards) moved into 5th place on the Eagles' all-time passing yardage list, surpassing Tommy Thompson (10,240, 1941-50).

GAME-SPECIFIC NOTES

- The Eagles scored 25 unanswered points during the third and fourth quarters. Philadelphia's 25 points were the most second-half points scored by the Eagles since 11/19/17 at Dal. (30 points).
- The Eagle's 436 total net yards tied for the 5th-most by the Eagles under Doug Pederson, trailing only 12/23/18 vs. Hou. (519 yards), 12/10/17 at LAR (455), 10/1/17 at LAC (454) and 11/6/16 at NYG (443).



TEAM STATISTICS

	WASHINGTON	PHILADELPHIA
First Downs	15	22
Net Yards Gained	398	436
Rushes/Yards	13/28	31/123
Net Yards Passing	370	313
Att/Comp/INT	44/30/0	39/28/0
Sacked/Yards Lost	1/10	1/0
Punts/Average	5/54.4	3/51.3
Fumbles/Lost	0/0	0/0
Penalties/Yards	12/96	6/55
Time of Possession	25:33	34:27
3rd-Down Efficiency	5/13	11/17
Turnover Ratio	EVEN	EVEN

SCORING RECAP

Team	Qtr.	Time	Play Description (Extra Point) (Drive Info)	Redskins	Eagles
Redskins	1	10:54	V.Davis 48 yd. pass from C.Keenum (D.Hopkins kick) (7-80, 4:06)	7	0
Redskins	1	2:48	D.Hopkins 41 yd. FG (11-57, 5:55)	10	0
Redskins	2	9:57	T.McLaurin 69 yd. pass from C.Keenum (D.Hopkins kick) (2-71, 0:52)	17	0
Eagles	2	4:19	D.Jackson 51 yd. pass from C.Wentz (J.Elliott kick) (5-62, 1:28)	17	7
Redskins	2	0:00	D.Hopkins 48 yd. FG (9-41, 1:41)	20	7
Eagles	3	7:50	A.Jeffery 5 yd. pass from C.Wentz (J.Elliott kick) (12-75, 7:10)	20	14
Eagles	3	5:07	D.Jackson 53 yd. pass from C.Wentz (J.Elliott kick) (3-53, 0:15)	20	21
Eagles	4	14:55	A.Jeffery 2 yd. run (D.Sproles run) (9-71, 4:42)	20	29
Eagles	4	3:10	J.Elliott 22 yd. FG (19-74, 8:55)	20	32
Redskins	4	0:06	T.Quinn 4 yd. pass from C.Keenum (D.Hopkins kick) (15-75, 3:04)	27	32

EAGLES INDIVIDUAL STATISTICS

RUSHING: D.Sproles 9-47, J.Howard 6-44, M.Sanders 11-25, C.Wentz 4-5, A.Jeffery 1-2-1TD

RECEIVING: D.Jackson 8-154-2TDs, Z.Ertz 5-54, A.Jeffery 5-49-1TD, D.Sproles 3-16, D.Goedert 2-16, N.Agholor 2-11, J.Howard 2-11, M.Sanders 1-2

PASSING: C.Wentz 28-39-313-3TDs-0

INTERCEPTIONS: NONE

SACKS: T.Jernigan 1.0

FIELD GOALS: J.Elliott (2/2G)

REDSKINS INDIVIDUAL STATISTICS

RUSHING: D.Guice 10-18, C.Thompson 3-10

RECEIVING: C.Thompson 7-68, T.McLaurin 5-125-1TD, V.Davis 4-59-1TD, P.Richardson 4-36, T.Quinn 4-33-1TD, D.Guice 3-20, K.Harmon 2-31, J.Sprinkle 1-8

PASSING: C.Keenum 30-44-380-3TDs-0

INTERCEPTIONS: NONE

SACKS: C.McKinzy 1.0

FIELD GOALS: D.Hopkins (4/1G, 4/8G)



POST-GAME NOTES

OFFENSIVE NOTES

- With 4:57 remaining in the third quarter, Carson Wentz finished a 6-play, 27-yard scoring drive with a 4-yard TD pass to Nelson Agholor on fourth-and-goal to cut the Eagles' deficit to 12-17. It was the first passing TD Wentz has hit on fourth down since throwing his franchise-record-breaking 33rd TD of the 2017 season on 12/10/17 at L.A. Rams. Overall, it was Wentz's 4th career passing TD on fourth down.
- Agholor posted a team-high-tying 8 receptions for a team-best 107 yards (13.4 avg.) and 1 TD. Agholor's 8 catches were his most in a single game since 9/16/18 at Tampa Bay (also 8) and his 107 yards marked his 3rd career 100+ yard performance
- Zach Ertz registered 8 catches for 72 yards and now has 450 career receptions, which are the 3rd most in Eagles history, trailing only Harold Carmichael (589, 1971-83) and Pete Retzlaff (452, 1956-66).
- Josh McCown made his Eagles debut when he relieved Wentz for 6 plays during the second quarter. According to ESPN Stats & Info, McCown joined Ryan Fitzpatrick as the only players in NFL history to throw a pass for 8 different teams.
- Philadelphia's defense forced 3 turnovers (all INTs), limited Atlanta's defense to just 3-of-10 (30%) on third downs and held the Falcons to just 57 rushing yards. The Eagles recorded 3+ INTs in a single game for the first time since picking off Cowboys QB Dak Prescott 3 times on 11/19/17 at Dallas (W, 37-19) [4th such performance since 2016].

DEFENSIVE & SPECIAL TEAMS NOTES

- Philadelphia's defense forced 3 turnovers (all INTs), limited Atlanta's defense to just 3-of-10 (30%) on third downs and held the Falcons to just 57 rushing yards. The Eagles recorded 3+ INTs in a single game for the first time since picking off Cowboys QB Dak Prescott 3 times on 11/19/17 at Dallas (W, 37-19).
- Sidney Jones recorded his 1st career INT when he picked off Falcons QB Matt Ryan on second-and-10 with 0:41 remaining in the first half.
- Nathan Gerry picked off Ryan in the end zone on a second-down pass intended for TE Austin Hooper in the third quarter, resulting in a touchback. The interception was the 2nd of Gerry's career.



TEAM STATISTICS

	PHILADELPHIA	ATLANTA
First Downs	18	19
Net Yards Gained	286	367
Rushes/Yards	21/49	17/57
Net Yards Passing	237	310
Att/Comp/INT	48/28/2	43/27/3
Sacked/Yards Lost	3/18	1/10
Punts/Average	4/52.3	3/39.3
Fumbles/Lost	1/1	1/0
Penalties/Yards	7/60	10/58
Time of Possession	32:54	27:06
3rd-Down Efficiency	9/18	3/10
Turnover Ratio	EVEN	EVEN

- Cameron Johnston recorded punts of 54, 57, 46 and 52 yards to post a 52.3 gross average and 49.3 net average. His 52.3 gross average was the 2nd-best single-game mark of his career (56.0 average on 9/16/18 at Tampa Bay) and his 49.3 net average was his 2nd-highest as well (52.3 average on 12/16/18 at L.A. Rams).

SCORING RECAP

Team	Qtr.	Time	Play Description (Extra Point) (Drive Info)	Eagles	Falcons
Falcons	1	9:28	M.Bryant 50 yd. FG (11-43, 5:32)	0	3
Eagles	2	10:45	J.Elliott 34 yd. FG (9-27, 4:45)	3	3
Falcons	2	4:56	C.Ridley 34 yd. pass from M.Ryan (M.Bryant kick) (5-65, 2:31)	3	10
Eagles	2	0:00	J.Elliott 41 yd. FG (8-18, 0:43)	6	10
Falcons	3	13:23	J.Jones 4 yd. pass from M.Ryan (M.Bryant kick) (3-33, 1:28)	6	17
Eagles	3	4:57	N.Agholor 4 yd. pass from C.Wentz (run failed) (6-27, 3:08)	12	17
Eagles	4	3:13	C.Wentz 1 yd. run (C.Wentz-Z.Ertz pass) (13-73, 8:29)	20	17
Falcons	4	2:10	J.Jones 54 yd. pass from M.Ryan (M.Bryant kick) (6-75, 1:03)	20	24

EAGLES INDIVIDUAL STATISTICS

RUSHING: M.Sanders 10-28, J.Howard 8-18, C.Wentz 3-3-1TD
RECEIVING: N.Agholor 8-107-1TD, Z.Ertz 8-72, M.Hollins 5-50, M.Sanders 3-9, D.Sproles 2-5, J.Howard 1-8, J.Arcega-White-side 1-4
PASSING: C.Wentz 25-43-231-1TD-2, J.McCown 3-5-24-0TDs-0
INTERCEPTIONS: R.Darby 1-13, S.Jones 1-1, N.Gerry 1-0
SACKS: A.Sendejo 1.0
FIELD GOALS: J.Elliott (34G, 41G)

FALCONS INDIVIDUAL STATISTICS

RUSHING: I.Smith 4-32, D.Freeman 11-22, M.Ryan 2-3
RECEIVING: C.Ridley 8-105-1TD, J.Jones 5-106-2TDs, A.Hooper 4-34, M.Sanu 4-16, D.Freeman 3-42, I.Smith 2-13, L.Stocker 1-4
PASSING: M.Ryan 27-43-320-3TDs-3
INTERCEPTIONS: D.Trufant 2-10
SACKS: V.Beasley 1.0, A.Clayborn 1.0, G.Jarrett 1.0
FIELD GOALS: M.Bryant (50G, 50WL)



POST-GAME NOTES

ERTZ CLIMBS EAGLES' ALL-TIME RECEPTIONS LIST

- Zach Ertz (454 career receptions) surpassed Pete Retzlaff (452, 1956-66) for sole possession of 2nd place on the Eagles' all-time receptions list, trailing only Harold Carmichael (589, 1971-83).
- Ertz eclipsed 5,000+ career receiving yards (5,017), becoming just the fourth TE in NFL history to accomplish the feat in their first 94 career games, joining Travis Kelce (75 games), Rob Gronkowski (81 games) and Antonio Gates (90 games). Ertz also climbed past Brent Celek (4,998, 2007-17) for the 8th-most receiving yards in franchise history (next: Bobby Walston (1951-62) - 5,363).

ERTZ CLIMBS EAGLES' ALL-TIME RECEPTIONS LIST

- Miles Sanders contributed a career-long 40-yard reception on the Eagles' opening drive, marking the longest catch by an Eagles rookie RB since LeSean McCoy posted a 45-yard reception on 11/8/09 vs. Dallas. It is the longest reception by an NFL rookie RB since Saquon Barkley (NYG) on 10/11/18 vs. Philadelphia (55 yards).
- Nelson Agholor posted a season-high-tying 8 catches for 50 yards and 2 TDs. He is the fifth player in Eagles history to log 8+ receptions and 1+ TD in back-to-back games, joining Terrell Owens (9/25/05-10/2/05), Irving Fryar (11/3/96-11/10/96), Mike Quick (11/24/85-12/1/85) and Bud Grant (11/30/52-12/7/52).
- Agholor registered the 2nd multi-TD performance of his career and first since 12/30/18 at Washington. He now has 6 receiving TDs in his last 5 regular-season games.
- With 1:53 remaining in the game and the Eagles trailing, 24-27, Malcolm Jenkins blocked a 46-yard FG attempt by Lions K Matt Prater to keep the deficit at 3 points. Jenkins became the first Eagle to block a FG since Treyvon Hester in the 2018 NFC Wild Card on 1/6/19 at Chicago (Bears K Cody Parkey).
- The Eagles rushed for a season-high 127 yards and averaged 4.2 yards per attempt.



TEAM STATISTICS

	DETROIT	PHILADELPHIA
First Downs	16	22
Net Yards Gained	287	373
Rushes/Yards	28/86	30/127
Net Yards Passing	201	246
Att/Comp/INT	32/18/0	36/19/0
Sacked/Yards Lost	0/0	3/13
Punts/Average	5/45.2	3/48.0
Fumbles/Lost	0/0	3/2
Penalties/Yards	9/61	4/30
Time of Possession	27:42	32:18
3rd-Down Efficiency	6/14	7/13
Turnover Ratio	+2	-2

SCORING RECAP

Team	Qtr.	Time	Play Description (Extra Point) (Drive Info)	Lions	Eagles
Eagles	1	11:28	J.Elliott 25 yd. FG (9-69, 3:32)	0	3
Lions	1	11:14	J.Agnew 100 yd. kickoff return (M.Prater kick) (0-0, 0:14)	7	3
Eagles	1	6:15	J.Howard 1 yd. run (J.Elliott kick) (9-75, 4:59)	7	10
Lions	2	14:09	K.Johnson 1 yd. run (M.Prater kick) (13-75, 7:06)	14	10
Lions	2	3:29	M.Prater 25 yd. FG (5-44, 1:21)	17	10
Lions	2	0:57	M.Prater 33 yd. FG (4-7, 0:54)	20	10
Eagles	3	4:15	N.Agholor 20 yd. pass from C.Wentz (J.Elliott kick) (6-47, 2:44)	20	17
Lions	4	14:53	M.Jones 12 yd. pass from M.Stafford (M.Prater kick) (9-75, 4:22)	27	17
Eagles	4	6:59	N.Agholor 2 yd. pass from C.Wentz (J.Elliott kick) (10-80, 4:32)	27	24

EAGLES INDIVIDUAL STATISTICS

RUSHING: M.Sanders 13-53, J.Howard 11-37-1TD, C.Wentz 4-33, D.Sproles 2-4

RECEIVING: N.Agholor 8-50-2TDs, Z.Ertz 4-64, M.Hollins 4-62, M.Sanders 2-73, J.Arcega-Whiteside 1-10

PASSING: C.Wentz 19-36-259-2TDs-0

INTERCEPTIONS: NONE

SACKS: NONE

FIELD GOALS: J.Elliott (25G)

LIONS INDIVIDUAL STATISTICS

RUSHING: J.McKissic 1-44, K.Johnson 20-36-1TD, T.Johnson 4-5, M.Stafford 3-1

RECEIVING: M.Jones 6-101-1TD, D.Amendola 4-37, K.Goladay 2-17, L.Thomas 1-15, J.James 1-13, N.Bawden 1-10, K.Johnson 1-7, T.Hockenson 1-1, T.Johnson 1-0

PASSING: M.Stafford 18-32-201-1TD-0

INTERCEPTIONS: NONE

SACKS: T.Flowers 1.0, D.Harrison 1.0, C.Jones 1.0

FIELD GOALS: M.Prater (25G, 33G, 46B)



POST-GAME NOTES

BIRDS ON PRIMETIME, THURSDAY NIGHT FOOTBALL

- Philadelphia is one of just four NFL teams with an undefeated record (4-0) on Thursday Night Football since 2016, joining L.A. Chargers, Pittsburgh and Seattle. Overall, the Eagles are now 5-0 in Thursday games under Doug Pederson (also won Thursday season opener vs. Atlanta in 2018).
- Philadelphia now owns a 3-0 record in Thursday Night Football road games since 2016

POST-GAME NOTES

- Miles Sanders' career-long 67-yard kickoff return was the longest by an Eagles rookie since Wendell Smallwood's 86-yard kickoff return TD on 10/16/16 at Washington. It was the longest by any Eagle since Josh Huff's 98-yard kickoff return TD on 10/23/16 vs. Minnesota.
- Derek Barnett recorded his 3rd career strip-sack (including playoffs). His previous two such instances occurred in the 2017 NFC Championship Game on 1/21/18 vs. Minnesota (Case Keenum) as well as on 11/19/17 at Dallas (Dak Prescott).
- Jordan Howard matched a career high with 3 offensive TDs (last: 12/4/16 vs. San Francisco with Chicago, all rushing). Howard became the first Eagles RB to record 3+ offensive TDs in a single game since LeSean McCoy on 12/18/11 vs. N.Y. Jets.
- The Eagles sealed the 34-27 victory with a Nigel Bradham INT with :28 remaining in regulation. Bradham picked off a pass intended for Marquez Valdes-Scantling in the endzone and returned it to the Philadelphia 21-yard line. The interception was Aaron Rodgers' first INT of the season, which came after 212 consecutive passes without an INT.
- Carson Wentz registered 3+ passing TDs for the 11th time of his NFL career and first since 12/9/18 at Dallas. Wentz's 11 career games with 3+ passing TDs are the 4th-most by an NFL QB since 2017, behind Patrick Mahomes (13), Russell Wilson (13) and Tom Brady (12).
- According to Elias Sports, Philadelphia delivered Aaron Rodgers (58-1-1) his first career loss at home in a game in which the Packers held a lead of 10+ points (led 10-0 in the first quarter).



TEAM STATISTICS

	PHILADELPHIA	GREEN BAY
First Downs	24	31
Net Yards Gained	336	491
Rushes/Yards	33/176	20/77
Net Yards Passing	160	422
Att/Comp/INT	27/16/0	53/34/1
Sacked/Yards Lost	0/0	1/8
Punts/Average	4/41.8	2/41.5
Fumbles/Lost	0/0	1/1
Penalties/Yards	9/93	5/50
Time of Possession	27:39	32:21
3rd-Down Efficiency	5/9	6/11
Turnover Ratio	+2	-2

SCORING RECAP

Team	Qtr.	Time	Play Description (Extra Point) (Drive Info)	Eagles	Packers
Packers	1	10:31	A.Jones 3 yd. run (M.Crosby kick) (5-89, 2:18)	0	7
Packers	2	14:01	M.Crosby 30 yd. FG (15-78, 8:01)	0	10
Eagles	2	11:48	A.Jeffery 6 yd. pass from C.Wentz (J.Elliott kick) (5-34, 2:13)	7	10
Packers	2	8:24	M.Crosby 31 yd. FG (7-63, 3:24)	7	13
Eagles	2	2:45	D.Goedert 3 yd. pass from C.Wentz (J.Elliott kick) (11-60, 5:39)	14	13
Eagles	2	0:59	J.Howard 1 yd. run (J.Elliott kick) (4-17, 0:54)	21	13
Packers	2	0:09	G.Allison 19 yd. pass from A.Rodgers (M.Crosby kick) (7-70, 0:50)	21	20
Eagles	3	9:12	J.Howard 20 yd. pass from C.Wentz (pass failed) (8-76, 3:43)	27	20
Packers	3	3:16	J.Graham 14 yd. pass from A.Rodgers (M.Crosby kick) (8-72, 3:34)	27	27
Eagles	4	14:13	J.Howard 2 yd. run (J.Elliott kick) (8-75, 4:03)	34	27

EAGLES INDIVIDUAL STATISTICS

RUSHING: J.Howard 15-87-2TDs, M.Sanders 11-72, C.Wentz 6-13, D.Sproles 1-4

RECEIVING: Z.Ertz 7-65, A.Jeffery 3-38-1TD, J.Howard 3-28-1TD, D.Goedert 2-16-1TD, M.Hollins 1-13

PASSING: C.Wentz 16-27-160-3TDs-0

INTERCEPTIONS: N.Bradham 1-22

SACKS: D.Barnett 1.0

FIELD GOALS: NONE

PACKERS INDIVIDUAL STATISTICS

RUSHING: A.Rodgers 5-46, A.Jones 13-21-1TD, G.Allison 1-7, D.Vitale 1-3

RECEIVING: D.Adams 10-180, J.Graham 6-61-1TD, A.Jones 6-37, G.Allison 3-52-1TD, M.Valdes-Scantling 3-47, M.Lewis 2-19, D.Vitale 2-15, R.Tonyan 1-11, J.Williams 1-0

PASSING: A.Rodgers 34-53-422-2TDs-1

INTERCEPTIONS: NONE

SACKS: NONE

FIELD GOALS: M.Crosby (30G, 31G)



POST-GAME NOTES

DEFENSE SHINES IN EAGLES' 31-6 VICTORY

- Philadelphia became the first team in NFL history to record 10.0+ sacks, a fumble recovery TD and an INT-TD in the same game. The Eagles recorded a fumble recovery TD and INT-TD in the same game for just the seventh time in team history, joining 11/12/90 vs. Washington, 12/3/89 at N.Y. Giants, 12/12/54 vs. N.Y. Giants, 12/7/52 vs. Dallas, 10/29/50 vs. Washington and 10/31/43 vs. Chicago Cardinals).
- The Eagles' 10.0 sacks against the Jets are tied for the 2nd-most in single-game franchise history (also 9/23/07 vs. Detroit), trailing only an 11.0-sack performance on 9/15/91 at Dallas.
- Brandon Graham led the defense with a career-high 3.0 sacks. He is the first Eagles player to register 3.0 sacks in a single game since Fletcher Cox on 12/30/18 at Washington.
- Orlando Scandrick finished the game with a career-high 2.0 sacks (both strip-sacks) and a fumble recovery TD. Scandrick became just the fifth NFL defensive back since 1993 to record 2.0+ sacks and 2.0+ FFs in a single game, joining Brandon Meriweather (10/27/14 at Dallas with Washington), Drew Coleman (12/19/10 at Pittsburgh with N.Y. Jets), Kerry Rhodes (9/24/06 at Buffalo with N.Y. Jets) and John Lynch (12/31/05 at San Diego with Denver).
- Scandrick is just the fifth defensive back in Eagles history to post 2.0 sacks in a single game, joining Brian Dawkins (11/19/00 vs. Arizona), Bobby Taylor (9/15/97 at Dallas), Wes Hopkins (10/6/91 at Tampa Bay) and Ray Ellis (12/8/85 vs. Washington).

SPROLES MOVES INTO NFL'S TOP 5 IN ALL-PURPOSE YARDS

- Darren Sproles (19,684) surpassed Tim Brown (19,682, 1988-2004) for the 5th-most all-purpose yards in NFL history, trailing only Jerry Rice (23,546, 1985-2004), Brian Mitchell (23,330, 1990-2003), Walter Payton (21,803, 1975-87) and Emmitt Smith (21,564, 1990-2004).

OFFENSIVE NOTES

- Jordan Howard tallied a 1-yard rushing TD in the first quarter marking his 5th offensive TD in the last 3 games. He is the first Eagles RB with 5+ offensive TDs in a 3-game span since LeSean McCoy from 12/1/11-12/18/11 (also 5 TDs). He also became the first Eagle to rush for TDs in 3 consecutive games since Ryan Mathews from 12/11/11-12/18/11 (also 3 games).



TEAM STATISTICS

	N.Y. JETS	PHILADELPHIA
First Downs	9	17
Net Yards Gained	128	265
Rushes/Yards	19/67	29/84
Net Yards Passing	61	181
Att/Comp/INT	26/15/2	29/17/0
Sacked/Yards Lost	10/59	1/8
Punts/Average	8/50.9	5/46.8
Fumbles/Lost	2/1	3/1
Penalties/Yards	9/52	9/76
Time of Possession	29:08	30:52
3rd-Down Efficiency	3/14	5/13
Turnover Ratio	-2	+2

- Miles Sanders registered a 36-yard reception in the first quarter, which marked his third 30+ yard catch this season (also 40 and 33 yards on 9/22/19 vs. Detroit). Sanders' three 30+ yard receptions are the most by an NFL rookie RB through 5 games since at least 1991. Sanders has recorded a 30+ yard play from scrimmage in 3 consecutive games.

SCORING RECAP

Team	Qtr.	Time	Play Description (Extra Point) (Drive Info)	Jets	Eagles
Eagles	1	7:44	J.Howard 1 yd. run (J.Elliott kick) (9-53, 5:11)	0	7
Eagles	1	5:04	N.Gerry 51 yd. interception return (J.Elliott kick)	0	14
Eagles	2	0:34	Z.Ertz 11 yd. pass from C.Wentz (J.Elliott kick)	0	21
Eagles	3	1:26	J.Elliott 28 yd. FG (12-77, 7:08)	0	24
Jets	4	14:32	V.Smith 19 yd. run (pass failed) (1-19, 0:08)	6	24
Eagles	4	7:39	Orlando Scandrick 44 yd. fumble return (J.Elliott kick)	6	31

EAGLES INDIVIDUAL STATISTICS

RUSHING: J.Howard 13-62-1TD, M.Sanders 9-15, C.Wentz 2-5, D.Sproles 3-4, J.McCown 2--2
RECEIVING: A.Jeffery 6-52, Z.Ertz 5-57-1TD, M.Sanders 4-49, N.Agholor 1-20, D.Goedert 1-11
PASSING: C.Wentz 17-29-189-1TD-0
INTERCEPTIONS: N.Gerry 1-51-1TD, R.McLeod 1-23
SACKS: B.Graham 3.0, O.Scandrick 2.0, D.Barnett 1.0, V.Curry 1.0, D.Hall 1.0, H.Ridgeway 1.0, J.Sweat 1.0
FIELD GOALS: J.Elliott (28G)

JETS INDIVIDUAL STATISTICS

RUSHING: L.Bell 15-43, V.Smith 1-19-1TD, B.Powell 1-4, T.Montgomery 2-1
RECEIVING: L.Bell 7-45, D.Thomas 4-47, J.Crowder 2-10, Ro.Anderson 1-16, R.Griffin 1-2
PASSING: L.Falk 15-26-120-0TDs-2
INTERCEPTIONS: NONE
SACKS: S.McLendon 1.0
FIELD GOALS: S.Ficken (55WR)



POST-GAME NOTES

- Miles Sanders helped the Eagles cut the deficit to 10-24 in the second quarter when he caught a 32-yard TD pass from Carson Wentz, capping a 5-play, 75-yard scoring drive. He also registered a 45-yard reception (career long) in the third quarter that set up a 3-yard TD pass to Alshon Jeffery, 17-24.
- Sanders has registered a 30+ yard play from scrimmage in 4 consecutive games. In that span, he has posted a total of six 30+ yard plays (5 receiving, 1 rushing). His five 30+ yard receptions are the most by an NFL rookie RB through 6 games since at least 1991.
- Alshon Jeffery caught a 3-yard TD pass from Carson Wentz on the Eagles' opening drive of the third quarter. Jeffery leads all active NFL players with 8 career receiving TDs vs. Minnesota.
- Jeffery registered 10 catches for 76 yards, marking the first time an Eagle has recorded 10-plus catches in a game since Zach Ertz hauled in 12 receptions vs. Hou. on 12/28/18.
- Jake Elliott connected on a season-long 53-yard FG in the second quarter that made it a 3-10 game. He also nailed a 40-yard FG that made it a 4-point game, 20-24, in the third quarter.
- Elliott's 53-yarder marked his 9th career 50+ yard FG and first since 12/16/18 at L.A. Rams (51 yards). It is tied for the 3rd-longest FG of his career (longest: 61 yards on 9/24/17 vs. N.Y. Giants).
- Brandon Graham recorded his team-leading 4th sack of the season when he brought down Vikings QB Kirk Cousins for an 8-yard loss on third-and-4 in the second quarter. Graham has registered a total of 4 sacks over the past two games and now has 46.5 in his career which rank 6th all-time in Eagles history.



TEAM STATISTICS

	PHILADELPHIA	MINNESOTA
First Downs	19	26
Net Yards Gained	400	447
Rushes/Yards	22/108	35/122
Net Yards Passing	292	325
Att/Comp/INT	41/26/2	29/22/1
Sacked/Yards Lost	2/14	1/8
Punts/Average	3/43.7	3/41.0
Fumbles/Lost	1/1	1/1
Penalties/Yards	7/49	4/30
Time of Possession	27:56	32:04
3rd-Down Efficiency	4/12	2/10
Turnover Ratio	-1	+1

SCORING RECAP

Team	Qtr.	Time	Play Description (Extra Point) (Drive Info)	Eagles	Vikings
Vikings	1	7:43	A.Thielen 6 yd. pass from K.Cousins (D.Bailey kick) (13-75, 7:17)	0	7
Vikings	1	1:54	D.Bailey 39 yd. FG (9-35, 3:36)	0	10
Eagles	2	12:10	J.Elliott 53 yd. FG (10-40, 4:44)	3	10
Vikings	2	11:39	S.Diggs 64 yd. pass from K.Cousins (D.Bailey kick) (2-75, 0:31)	3	17
Vikings	2	9:31	S.Diggs 51 yd. pass from K.Cousins (D.Bailey kick) (1-51, 0:08)	3	24
Eagles	2	7:02	M.Sanders 32 yd. pass from C.Wentz (J.Elliott kick) (5-75, 2:29)	10	24
Eagles	3	12:11	A.Jeffery 3 yd. pass from C.Wentz (J.Elliott kick) (6-75, 2:49)	17	24
Eagles	3	6:19	J.Elliott 40 yd. FG (5-33, 2:44)	20	24
Vikings	3	1:16	S.Diggs 11 yd. pass from K.Cousins (D.Bailey kick) (9-75, 5:03)	20	31
Vikings	4	8:17	D.Cook 1 yd. run (D.Bailey kick) (8-88, 4:44)	20	38

EAGLES INDIVIDUAL STATISTICS

RUSHING: J.Howard 13-49, B.Scott 4-30, C.Wentz 2-23, M.Sanders 3-6

RECEIVING: A.Jeffery 10-76-1TD, D.Goedert 5-48, Z.Ertz 4-54, N.Agholor 4-42, M.Sanders 3-86-1TD,

PASSING: C.Wentz 26-40-306-2TDs-1, J.Elliott 0-1-0-0TDs-1

INTERCEPTIONS: A.Sendejo 1-15

SACKS: B.Graham 1.0

FIELD GOALS: J.Elliott (53G, 40G)

VIKINGS INDIVIDUAL STATISTICS

RUSHING: A.Mattison 14-63, D.Cook 16-41-1TD, S.Diggs 2-18, K.Cousins 2-0, A.Thielen 1-0

RECEIVING: S.Diggs 7-167-3TDs, A.Thielen 6-57-1TD, K.Rudolph 3-36, I.Smith 2-29, D.Cook 2-13, O.Johnson 1-16, L.Treadwell 1-15

PASSING: K.Cousins 22-29-333-4TDs-1

INTERCEPTIONS: E.Griffin 1-17, Mac.Alexander 1-0


SACKS: D.Hunter 1.0, Mac.Alexander 0.5, E.Kendricks 0.5

FIELD GOALS: D.Bailey (39G)



POST-GAME NOTES

- Carson Wentz ranks 2nd among NFL QBs in passing TDs per game (2.16) since 2017, behind Patrick Mahomes (2.71). Wentz is also tied with Matt Ryan for the 5th-best passer rating (100.0) in the NFL in that span, trailing only Mahomes (112.1), Drew Brees (108.8), Russell Wilson (104.4) and Deshaun Watson (130.3) (min. 500 attempts).
- Jordan Howard ranks 3rd among NFC RBs (9th in NFL) in rushing average (4.51), behind Dalvin Cook (5.45) and Christian McCaffrey (4.87) (min. 75 attempts). Howard also ranks 4th in the NFL (leads NFC) in rushing first down percentage (26.1%), trailing only Mark Ingram (28.3%), Carlos Hyde (27.0%) and Marlon Mack (26.1%) (min. 75 attempts).
- Miles Sanders is the first NFL RB to post 450+ scrimmage yards (450) and 250+ return yards (259) in their first 7 career games since Adrian Peterson in 2007 (927-324). Sanders leads all NFL rookies with 709 all-purpose yards.
- Alshon Jeffery is tied for the team lead with 3 receiving TDs. Since joining the Eagles in 2017, Jeffery ranks 9th among NFL WRs with 18 receiving TDs (16 in red zone).
- Brandon Graham leads the Eagles defense with 4.0 sacks and ranks 6th in team history with 46.5 career sacks.



TEAM STATISTICS

	PHILADELPHIA	DALLAS
First Downs	16	23
Net Yards Gained	283	402
Rushes/Yards	28/115	36/189
Net Yards Passing	168	213
Att/Comp/INT	26/16/1	27/21/1
Sacked/Yards Lost	3/23	3/26
Punts/Average	3/50.7	3/42.3
Fumbles/Lost	3/3	1/0
Penalties/Yards	5/40	6/65
Time of Possession	27:38	32:22
3rd-Down Efficiency	3/9	8/14
Turnover Ratio	-3	+3

SCORING RECAP

Team	Qtr.	Time	Play Description (Extra Point) (Drive Info)	Eagles	Cowboys
Cowboys	1	10:08	T.Austin 20 yd. run (B.Maher kick) (6-45, 3:02)	0	7
Cowboys	1	8:56	E.Elliott 1 yd. run (B.Maher kick) (2-14, 0:18)	0	14
Eagles	1	4:38	D.Goedert 28 yd. pass from C.Wentz (J.Elliott kick) (7-87, 4:18)	7	14
Cowboys	2	6:40	B.Jarwin 1 yd. pass from D.Prescott (B.Maher kick) (12-71, 6:52)	7	21
Cowboys	2	1:31	B.Maher 26 yd. FG (8-72, 1:16)	7	24
Cowboys	2	0:00	B.Maher 63 yd. FG (5-25, 0:22)	7	27
Eagles	3	4:59	J.Elliott 38 yd. FG (12-66, 5:51)	10	27
Cowboys	4	12:36	B.Maher 29 yd. FG (13-64, 7:23)	10	30
Cowboys	4	9:33	D.Prescott 8 yd. run (B.Maher kick) (3-16, 1:21)	10	38

EAGLES INDIVIDUAL STATISTICS

RUSHING: J.Howard 11-50, B.Scott 7-32, M.Sanders 6-21, C.Wentz 4-12
RECEIVING: D.Goedert 4-69-1TD, M.Sanders 3-11, A.Jeffery 2-38, Z.Ertz 2-38, N.Agholor 2-24, J.Howard 2-6, B.Scott 1-5
PASSING: C.Wentz 16-26-191-1TD-1
INTERCEPTIONS: J.Mills 1-0
SACKS: D.Barnett 1.0, F.Cox 1.0, H.Ridgeway 1.0
FIELD GOALS: J.Elliott (38G)

COWBOYS INDIVIDUAL STATISTICS

RUSHING: E.Elliott 22-111-1TD, D.Prescott 5-30-1TD, T.Pollard 8-28, T.Austin 1-20
RECEIVING: E.Elliott 6-36, A.Cooper 5-106, J.Witten 4-33, M.Gallup 3-34, R.Cobb 2-29, B.Jarwin 1-1-1TD
PASSING: D.Prescott 21-27-239-1TD-1
INTERCEPTIONS: X.Woods 1-9
SACKS: D.Lawrence 1.0, J.Lewis 1.0, R.Quinn 1.0
FIELD GOALS: B.Maher (26G, 63G, 29G)




POST-GAME NOTES

OFFENSIVE NOTES

- Miles Sanders registered a 25-yard reception on Philadelphia's first scoring drive. Sanders' 6 catches of 25+ yards this season are the most by an NFL RB through 8 games since Tiki Barber in 2004 (also 6).
- Philadelphia's opening drive of the third quarter resulted in a 65-yard rushing TD by Miles Sanders on second-and-8 on the second play of the possession, 17-7. Sanders' 65-yard rushing TD is tied with Bryce Brown on 12/26/12 vs. Carolina for the 7th-longest by a rookie in Eagles history, behind Herman Hunter on 11/24/85 at Dallas (74 yards), John Brewer on 10/4/52 vs. N.Y. Giants (71), Steve Van Buren on 11/5/44 at Brooklyn (70), John Kisko on 11/22/36 vs. Chicago (70), LeSean McCoy on 11/1/09 vs. N.Y. Giants (66) and Don Johnson on 11/15/53 vs. Baltimore Colts (66).
- Carson Wentz connected with Dallas Goedert for a 5-yard TD pass in the second quarter to give Philadelphia its first lead of the game. Including playoffs, Goedert leads the Eagles offense with 6 go-ahead or game-tying TDs since 2018.
- Wentz has registered a TD pass in 11 consecutive games played (dating back to 2018), which is tied with Russell Wilson for the longest active streak in the NFL.
- The Eagles increased their lead to 24-13 after Boston Scott capped a 5-play, 68-yard drive with a 4-yard rushing TD. The score marked the first TD of Scott's NFL career.

DEFENSIVE NOTES

- Philadelphia's defense forced a three-and-out on Buffalo's game-opening drive, which featured a strip-sack of Bills QB Josh Allen by Fletcher Cox for a 6-yard loss on third-and-6. Cox has registered a strip-sack in consecutive games, marking the second time in his career that he has forced a fumble in back-to-back games as well as the first instance since 10/11/15-10/19/15 (3 total FFs).
- Brandon Graham recorded his team-leading 5th sack of the season in the third quarter when he brought down Bills QB Josh Allen for a 2-yard loss on third-and-8, forcing a fourth-and-10 from the BUF 29. The Bills offense then turned the ball over on downs on the very next play. Graham's 5.0 sacks (all of which have come on third down) are tied for his most QB take-downs ever through 8 games (also 2017, when he finished the season with a career-high 9.5 sacks).



TEAM STATISTICS

	PHILADELPHIA	BUFFALO
First Downs	21	16
Net Yards Gained	371	253
Rushes/Yards	41/218	20/98
Net Yards Passing	153	155
Att/Comp/INT	24/17/0	34/16/0
Sacked/Yards Lost	3/19	4/14
Punts/Average	4/46.0	6/42.8
Fumbles/Lost	2/1	3/1
Penalties/Yards	4/44	8/57
Time of Possession	35:57	24:03
3rd-Down Efficiency	8/15	6/15
Turnover Ratio	EVEN	EVEN

SPECIAL TEAMS NOTES

- Following a Buffalo TD that made it a 17-13 score in the third quarter, Derek Barnett blocked the PAT attempt by Bills K Stephen Hauschka. It was the 2nd blocked PAT attempt of Barnett's career (last: 12/17/17 at N.Y. Giants - Giants K Aldrick Rosas). Overall, it is Barnett's 3rd career blocked kick (also blocked FG on 10/30/17 vs. San Francisco - 49ers K Robbie Gould).

SCORING RECAP

Team	Qtr.	Time	Play Description (Extra Point) (Drive Info)	Eagles	Bills
Eagles	1	3:38	J.Elliott 37 yd. FG (9-54, 4:35)	3	0
Bills	2	14:48	C.Beasley 14 yd. pass from J.Allen (S.Hauschka kick) (10-75, 3:50)	3	7
Eagles	2	0:25	D.Goedert 5 yd. pass from C.Wentz (M.Sanders run) (5-24, 1:28)	11	7
Eagles	3	14:02	M.Sanders 65 yd. run (kick failed, hlu) (2-67, 0:58)	17	7
Bills	3	9:36	D.Singletary 28 yd. pass from J.Allen (kick blocked) (10-75, 4:26)	17	13
Eagles	3	5:38	B.Scott 4 yd. run (J.Elliott kick) (6-68, 3:58)	24	13
Eagles	4	6:12	J.Howard 3 yd. run (J.Elliott kick) (14-83, 8:17)	31	13

EAGLES INDIVIDUAL STATISTICS

RUSHING: J.Howard 23-96-1TD, M.Sanders 3-74-1TD, C.Wentz 8-35, N.Agholor 2-7, B.Scott 5-6-1TD

RECEIVING: A.Jeffery 4-64, N.Agholor 4-7, M.Sanders 3-44, D.Goedert 3-22-1TD, Z.Ertz 2-20, J.Howard 1-15

PASSING: C.Wentz 17-24-172-1TD-0

INTERCEPTIONS: NONE

SACKS: F.Cox 1.5, N.Gerry 1.0, B.Graham 1.0, D.Barnett 0.5

FIELD GOALS: J.Elliott (37G)

BILLS INDIVIDUAL STATISTICS

RUSHING: J.Allen 8-45, F.Gore 9-34, D.Singletary 3-19

RECEIVING: J.Brown 5-54, D.Singletary 4-30-1TD, C.Beasley 3-41-1TD, T.Kroft 2-32, D.Williams 1-6, L.Smith 1-6

PASSING: J.Allen 16-34-169-2TDs-0

INTERCEPTIONS: NONE

SACKS: T.Johnson 1.0, S.Lawson 1.0, J.Phillips 1.0

FIELD GOALS: S.Hauschka (53WR)



POST-GAME NOTES

HOME, SWEET HOME - LINCOLN FINANCIAL FIELD

- Philadelphia improved to 23-7 at home under Doug Pederson (including playoffs), which marks the 2nd-best home winning percentage (.767) in the NFL since 2016. Overall, the Eagles have won 10 of their previous 14 games (.714) at Lincoln Financial Field.

ERTZ LEADS EAGLES WITH 100+ RECEIVING YARDS & 1 TD

- Zach Ertz led the Eagles offense with season highs in both receptions (9) and receiving yards (103), while adding a 25-yard TD catch in the second quarter that made it a 12-0 game. Ertz's 103 receiving yards marked his 12th career 100+ yard performance. It is his most receiving yards in a single game since 12/23/18 vs. Houston (110 yards).

HOWARD POWERS BACKFIELD WITH 82 RUSHING YARDS & 1 TD

- Jordan Howard rushed 19 times for 82 yards (4.3 avg.) against his former team, including a 13-yard rushing TD in the third quarter that lifted the Eagles to a 19-0 lead. Howard's 13-yard TD was his longest rushing TD since posting an 18-yard TD on 11/4/18 at Buffalo with Chicago. Overall, it was the 5th-longest rushing TD of his NFL career.
- Howard leads the Eagles in rushing yards (525) and rushing TDs (6) this season. Howard is just the fourth Eagles RB since 1950 to record 500+ rushing yards and 6+ rushing TDs through 9 games, joining LeSean McCoy in 2011 (906-10), Ricky Watters in 1996 (898-8) and Wilbert Montgomery in 1982 (515-7).

KEY DEFENSIVE & SPECIAL TEAMS MOMENTS

- The Eagles defense forced a three-and-out on each of the Bears' first 5 possessions of the game. It was the first time Philadelphia has accomplished that feat since at least 2000. The last NFL team to hold an opponent to three-and-outs on each of the first 5 drives of the game was Buffalo on 11/26/17 vs. Kansas City.
- In the first half of the game, the Eagles limited the Bears to 0 points, 2 first downs and 9 total net yards. It marked the second time that Philadelphia has shut out an opponent in the first half during the 2019 season (also 10/6/19 vs. NYJ). Overall, it was the Eagles' 8th such instance since 2016.
- The Bears' 2 first downs in the first half were the fewest that Philadelphia has allowed through two quarters since their last regular-season game vs. Chicago on 11/26/17 (0).



TEAM STATISTICS

	CHICAGO	PHILADELPHIA
First Downs	10	26
Net Yards Gained	164	373
Rushes/Yards	18/62	35/146
Net Yards Passing	102	227
Att/Comp/INT	21/10/0	39/26/0
Sacked/Yards Lost	3/23	4/12
Punts/Average	8/46.5	5/49.0
Fumbles/Lost	1/1	1/0
Penalties/Yards	9/70	8/75
Time of Possession	19:42	40:18
3rd-Down Efficiency	2/10	8/18
Turnover Ratio	-1	+1

- Chicago's 9 yards in the first half marked the 9th-fewest allowed by an NFL team in the first half of a game since at least 2000 (fewest since Pittsburgh held Kansas City to 6 yards on 10/15/17 at KC).
- Brandon Graham recorded his team-leading 6th season of the season. Each of his 6.0 sacks have come in the last 5 games. That is the most by any Eagle over a 5-game stretch since Fletcher Cox from 12/3/18-12/30/18 (6.5 sacks).

SCORING RECAP

Team	Qtr.	Time	Play Description (Extra Point) (Drive Info)	Bears	Eagles
Eagles	1	6:45	J.Elliott 28 yd. FG (12-70, 6:33)	0	3
Eagles	2	13:22	J.Elliott 28 yd. FG (12-61, 7:16)	0	6
Eagles	2	6:21	Z.Ertz 25 yd. pass from C.Wentz (kick failed, wr)	0	12
Eagles	3	10:37	J.Howard 13 yd. run (J.Elliott kick) (8-84, 4:23)	0	19
Bears	3	6:29	D.Montgomery 1 yd. run (E.Pineiro kick) (7-75, 4:08)	7	19
Bears	4	12:43	D.Montgomery 1 yd. run (E.Pineiro kick) (8-58, 3:21)	14	19
Eagles	4	0:25	J.Elliott 38 yd. FG (16-69, 8:14)	14	22

EAGLES INDIVIDUAL STATISTICS

RUSHING: J.Howard 19-82-1TD, M.Sanders 10-42, C.Wentz 4-15, D.Sproles 2-7
RECEIVING: Z.Ertz 9-103-1TD, D.Goedert 4-39, A.Jeffery 4-36, M.Sanders 3-31, N.Agholor 3-21, D.Jackson 1-5, D.Sproles 1-3, J.Howard 1-1
PASSING: C.Wentz 26-39-239-1TD-0
INTERCEPTIONS: NONE
SACKS: B.Graham 1.0, J.Sweat 1.0, G.Avery 0.5, M.Jenkins 0.5
FIELD GOALS: J.Elliott (28G, 28G, 38G)

BEARS INDIVIDUAL STATISTICS

RUSHING: D.Montgomery 14-40-2TDs, M.Trubisky 2-15, T.Cohen 2-7
RECEIVING: T.Gabriel 3-69, D.Montgomery 3-36, T.Cohen 2-9, A.Robinson 1-6, C.Patterson 1-5
PASSING: M.Trubisky 10-21-125-0TDs-0
INTERCEPTIONS: NONE
SACKS: L.Floyd 1.0, E.Goldman 1.0, A.Lynch 1.0, N.Williams 1.0
FIELD GOALS: NONE



POST-GAME NOTES

OFFENSIVE SCORING DRIVES

- Philadelphia opened the game with a 42-yard FG by Jake Elliott, which capped a 4-play, 51-yard scoring drive on the Eagles' first possession to give them an early 3-0 advantage. Elliott improved to 13-of-13 on FG attempts this season. He is the first kicker in team history to connect on 13 straight FGs to start a season. Elliott's streak of 17 consecutive FGs (dating back to 2018) is tied for the 3rd-longest in franchise history.
- Carson Wentz led the Eagles on a 16-play, 95-yard TD drive that took 9:33 off the clock and gave Philadelphia a 10-0 advantage in the second quarter. The possession ended with a 5-yard TD pass to Dallas Goedert, who leads the team with a career-high 4 receiving TDs. Wentz has thrown a TD pass in 13 consecutive regular-season contests, which is tied with Russell Wilson for the longest active streak in the NFL.

KEY DEFENSIVE NOTES

- The Eagles defense limited New England to 17 points, 298 total net yards, 224 passing yards and 74 rushing yards. The Patriots converted 5-of-16 (31.3%) third-down attempts.
- New England's 17 points marked their 2nd-lowest scoring output of the season, behind a 16-point effort in the win at Buffalo on 9/29/19.
- Tom Brady was limited to a 67.3 passer rating. Sunday marked the second time this season that Brady has been held without a passing TD or rushing TD (also 9/29/19 at Buffalo).
- Philadelphia kept Brady at 11-of-25 (44.0%) passing for 103 yards and a 55.9 passer rating in the first half. Brady's 14 first-half incompletions were a career high.
- The Eagles went into halftime with a 10-9 lead over New England (3 FGs). The last time the Patriots did not score a TD in the first or second quarter was on 10/29/18 at Buffalo.

MORE FROM THE GAME

- Zach Ertz led the Eagles with a season-high-tying 9 receptions for 94 yards. This is the third instance in Ertz's career where he has registered at least 9 catches and 90+ yards in back-to-back games (also 9/30/18-10/7/18 and 12/26/15-1/3/16).
- Miles Sanders (1,002 all-purpose yards in 2019) became just the third player in Eagles history to produce 1,000+ all-purpose yards in their first 10 career games, joining DeSean Jackson in 2008 (1,085) and Ted Dean in 1960 (1,066).



TEAM STATISTICS

	NEW ENGLAND	PHILADELPHIA
First Downs	19	21
Net Yards Gained	298	255
Rushes/Yards	22/74	21/81
Net Yards Passing	224	174
Att/Comp/INT	48/27/0	40/20/0
Sacked/Yards Lost	1/7	5/40
Punts/Average	8/47.6	8/48.4
Fumbles/Lost	0/0	3/1
Penalties/Yards	6/89	7/39
Time of Possession	28:25	31:35
3rd-Down Efficiency	5/16	3/13
Turnover Ratio	+1	-1

SCORING RECAP

Team	Qtr.	Time	Play Description (Extra Point) (Drive Info)	Patriots	Eagles
Eagles	1	13:38	J.Elliott 42 yd. FG (4-51, 1:22)	0	3
Eagles	2	12:36	D.Goedert 5 yd. pass from C.Wentz (J.Elliott kick) (16-95, 9:33)	0	10
Patriots	2	8:37	N.Folk 35 yd. FG (13-59, 3:59)	3	10
Patriots	2	3:21	N.Folk 22 yd. FG (11-44, 3:20)	6	10
Patriots	2	1:44	N.Folk 39 yd. FG (4-1, 0:42)	9	10
Patriots	3	10:49	P.Dorsett 15 yd. pass from J.Edelman (J.White run) (10-84, 4:11)	17	10

EAGLES INDIVIDUAL STATISTICS

RUSHING: M.Sanders 11-38, B.Scott 7-26, C.Wentz 3-17
RECEIVING: Z.Ertz 9-94, N.Agholor 4-40, D.Goedert 3-36-1TD, M.Sanders 2-9, J.Arcega-Whiteside 1-29, J.Matthews 1-6
PASSING: C.Wentz 20-40-214-1TD-0
INTERCEPTIONS: NONE
SACKS: N.Gerry 1.0
FIELD GOALS: J.Elliott (42G)

PATRIOTS INDIVIDUAL STATISTICS

RUSHING: S.Michel 10-33, J.White 5-20, R.Burkhead 5-14, M.Sanu 1-8, T.Brady 1--1
RECEIVING: J.Edelman 5-53, J.White 4-16, B.Watson 3-52, P.Dorsett 3-33-1TD, N.Harry 3-18, R.Burkhead 2-34, S.Michel 2-11, M.Sanu 2-4, M.LaCosse 2-3, J.Meyers 1-7
PASSING: T.Brady 26-47-216-0TDs-0
INTERCEPTIONS: NONE
SACKS: A.Butler 1.0, D.Hightower 1.0, E.Roberts 1.0, D.Shelton 1.0, K.Van Noy 1.0
FIELD GOALS: N.Folk (35G, 22G, 39G)



POST-GAME NOTES

KEY DEFENSIVE NOTES

- Philadelphia's defense has allowed 17-or-fewer points in 4 consecutive games, which is currently tied with L.A. Rams for the longest active streak in the NFL. It is the Eagles' longest streak since doing so in 5 consecutive games from 9/27/09-11/1/09.
- The Eagles defense has allowed less than 225 passing yards in 5 straight games. Seahawks QB Russell Wilson completed only 13-of-25 (52.0%) attempts for 200 yards, 1 TD, 1 INT and a 75.4 passer rating, and was sacked a season-high 6 times.
- Malcolm Jenkins led the Eagles' 6.0-sack performance with a career-high 2.0 sacks.
- Brandon Graham added 1.5 sacks to give him 7.5 sacks on the season. Graham (50.0 career sacks) is now a half-sack shy of tying Greg Brown (50.5, 1982-86) for the 5th-most sacks in Eagles history, behind Reggie White (124.0, 1985-92), Trent Cole (85.5, 2005-14), Clyde Simmons (76.0, 1986-93) and Hugh Douglas (54.5, 1998-2002, 2004).

ZACH ERTZ REACHES 500 CAREER RECEPTIONS

- Zach Ertz became the 2nd player in team history with 500 career receptions, joining Eagles Hall of Famer Harold Carmichael (589, 1971-83). Ertz (102 games) is the 2nd-fastest TE in NFL history to reach 500 receptions, trailing only Kellen Winslow Sr. (101 games).
- Ertz surpassed Pro Football Hall of Famer Tommy McDonald (5,499, 1957-63) for the 6th-most receiving yards in Eagles history, trailing only Harold Carmichael (8,978, 1971-83), Pete Retzlaff (7,412, 1956-66), Mike Quick (6,464, 1982-90), DeSean Jackson (6,276, 2008-13, 19) and Pete Pihos (5,619, 1947-55).
- Ertz's franchise-record 11 games with 10+ receptions are tied with Jason Witten (2007-present) for the 2nd-most by an NFL TE since 1950, trailing only Pro Football Hall of Famer Tony Gonzalez (15, 1997-2013).
- Ertz became the first player in Eagles history and only NFL TE in the Super Bowl Era to register 9+ receptions in 3 consecutive games.

JASON PETERS PLAYS IN 200TH CAREER NFL GAME

- Jason Peters played in his 200th career NFL game, joining Andrew Whitworth (209 entering Week 12) as the only active NFL offensive linemen with 200+ career games played.



TEAM STATISTICS

	SEATTLE	PHILADELPHIA
First Downs	14	23
Net Yards Gained	348	344
Rushes/Yards	26/174	23/106
Net Yards Passing	174	238
Att/Comp/INT	25/13/1	45/33/2
Sacked/Yards Lost	6/26	3/18
Punts/Average	7/39.0	4/41.0
Fumbles/Lost	2/1	4/3
Penalties/Yards	12/90	2/15
Time of Possession	28:07	31:53
3rd-Down Efficiency	5/14	4/12
Turnover Ratio	+3	-3

MORE FROM THE GAME

- Jake Elliott connected on a 28-yard FG, improving to 14-of-14 (100.0%) on FG attempts in 2019. He has made 18 consecutive FGs dating back to last season, which is tied with Caleb Sturgis in 2016 for the 2nd-longest streak in team history, behind Alex Henery in 2012 (22).
- Greg Ward finished with 6 receptions for 40 yards, marking the first catches of his NFL career. Each of Ward's first 3 receptions were for first downs.

SCORING RECAP

Team	Qtr.	Time	Play Description (Extra Point) (Drive Info)	Seahawks	Eagles
Eagles	1	7:29	J.Elliott 28 yd. FG (9-33, 4:23)	0	3
Seahawks	1	5:54	M.Turner 33 yd. pass from R.Wilson (J.Myers kick) (4-75, 1:35)	7	3
Seahawks	2	7:13	J.Myers 24 yd. FG (11-77, 6:14)	10	3
Seahawks	4	11:56	R.Penny 58 yd. run (J.Myers kick) (7-88, 4:10)	17	3
Eagles	4	0:20	Z.Ertz 2 yd. pass from C.Wentz (run failed) (8-80, 2:03)	17	9

EAGLES INDIVIDUAL STATISTICS

RUSHING: M.Sanders 12-63, C.Wentz 5-27, J.Ajayi 6-16
RECEIVING: Z.Ertz 12-91-1TD, D.Goedert 7-32, G.Ward 6-40, J.Matthews 3-27, M.Sanders 3-23, J.Arcega-Whiteside 2-43
PASSING: C.Wentz 33-45-256-1TD-2
INTERCEPTIONS: R.McLeod 1-7
SACKS: M.Jenkins 2.0, B.Graham 1.5, R.McLeod 1.0, F.Cox 0.5, N.Gerry 0.5, J.Sweat 0.5
FIELD GOALS: J.Elliott (28G)

SEAHAWKS INDIVIDUAL STATISTICS


RUSHING: R.Penny 14-129-1TD, C.Carson 8-26, R.Wilson 3-15, D.Moore 1-4
RECEIVING: C.Carson 4-31, DK.Metcalf 3-35, J.Hollister 2-22, T.Lockett 1-38, M.Turner 1-33-1TD, D.Moore 1-31, J.Gordon 1-10
PASSING: R.Wilson 13-25-200-1TD-1
INTERCEPTIONS: T.Flowers 1-0, B.McDougald 1-0
SACKS: E.Ansah 1.5, R.Green 1.0, J.Reed 0.5
FIELD GOALS: J.Myers (24G)



POST-GAME NOTES

OFFENSIVE NOTES

- Carson Wentz completed 28-of-46 (60.9%) attempts for 310 yards, 3 TDs, 1 INT and a 93.6 passer rating. Wentz completed passes to seven different receivers, including five players who had 3+ receptions in the game. Each of Wentz's 3 passing TDs came on third down.
- Wentz's 3-TD performance was his third such game of the season (also 9/8/19 vs. Washington and 9/26/19 at Green Bay). Wentz has thrown a TD in 15 straight regular-season games, which is the longest active streak in the NFL and 2nd-longest streak in Eagles history, trailing only himself (22 games, 12/22/16-11/11/18).
- Alshon Jeffery paced the Eagles offense with 9 catches for 137 yards (15.2 avg.) and 1 TD. Jeffery's 137 yards marked his 16th career 100+ yard performance. It was also the 6th-highest single-game total of his career, as well as his 2nd-most receiving yards ever as an Eagle, behind his 160-yard performance on 12/23/18 at L.A. Rams.
- Miles Sanders rushed for a career-high 83 yards on 17 carries (4.9 avg.), while adding 22 yards on a career-high 5 receptions, including a 15-yard TD on the Eagles' first possession. Sanders finished the game with 105 scrimmage yards, which marked his 3rd career game with 100+ yards on offense (also 126 on 9/22/19 vs. Detroit; 118 on 10/27/19 at Buffalo).
- Sanders (1,193) surpassed Duce Staley in 1997 (1,190) for the 5th-most all-purpose yards in Eagles rookie history. Additionally, Sanders moved past Charle Young in 1973 (for the 3rd-most scrimmage yards in rookie franchise history).



TEAM STATISTICS

	PHILADELPHIA	MIAMI
First Downs	23	26
Net Yards Gained	386	409
Rushes/Yards	19/92	20/58
Net Yards Passing	294	351
Att/Comp/INT	46/28/1	40/28/1
Sacked/Yards Lost	2/16	3/15
Punts/Average	3/42.7	3/32.0
Fumbles/Lost	1/0	0/0
Penalties/Yards	10/91	7/59
Time of Possession	28:42	31:18
3rd-Down Efficiency	7/14	5/12
Turnover Ratio	EVEN	EVEN

SCORING RECAP

Team	Qtr.	Time	Play Description (Extra Point) (Drive Info)	Eagles	Dolphins
Eagles	1	13:54	M.Sanders 15 yd. pass from C.Wentz (J.Elliott kick) [3-18, 0:56]	7	0
Eagles	1	10:10	J.Elliott 48 yd. FG [6-18, 1:10]	10	0
Dolphins	1	3:05	D.Parker 43 yd. pass from R.Fitzpatrick (J.Sanders kick) [6-84, 2:40]	10	7
Eagles	2	11:09	J.Elliott 43 yd. FG [12-50, 6:56]	13	7
Dolphins	2	4:40	J.Sanders 1 yd. pass from M.Haack (J.Sanders kick) [13-75, 6:29]	13	14
Eagles	2	0:06	J.Arcega-Whiteside 15 yd. pass from C.Wentz (C.Wentz-N.Agholor pass) [12-75, 4:34]	21	14
Eagles	3	11:44	A.Jeffery 10 yd. pass from C.Wentz (J.Elliott kick) [7-47, 3:16]	28	14
Dolphins	3	8:45	D.Parker 17 yd. pass from R.Fitzpatrick (kick failed, wr) [6-75, 2:59]	28	20
Dolphins	3	1:10	M.Gesicki 14 yd. pass from R.Fitzpatrick (pass failed) [6-61, 3:24]	28	26
Dolphins	4	11:06	P.Laird 4 yd. run (R.Fitzpatrick-P.Laird pass) [9-96, 3:36]	28	34
Dolphins	4	3:37	J.Sanders 51 yd. FG [13-50, 5:53]	28	37
Eagles	4	1:51	J.Elliott 37 yd. FG [7-56, 1:46]	31	37

EAGLES INDIVIDUAL STATISTICS

RUSHING: M.Sanders 17-83, J.Ajayi 2-9
RECEIVING: A.Jeffery 9-137-1TD, D.Goedert 6-66, M.Sanders 5-22-1TD, N.Agholor 3-41, Z.Ertz 3-24, J.Arcega-Whiteside 1-15-1TD, G.Ward 1-5
PASSING: C.Wentz 28-46-310-3TDs-1
INTERCEPTIONS: R.Darby 1-16
SACKS: D.Barnett 1.0, V.Curry 1.0, F.Cox 0.5, J.Sweat 0.5
FIELD GOALS: J.Elliott (48G, 43G, 49WL, 37G)

DOLPHINS INDIVIDUAL STATISTICS

RUSHING: A.Wilson 2-31, M.Gaskin 2-20, P.Laird 10-5-1TD, R.Fitzpatrick 3-2, K.Ballage 3-0
RECEIVING: D.Parker 7-159-2TDs, M.Gesicki 5-79-1TD, A.Wilson 5-32, P.Laird 4-43, A.Hurns 3-33, D.Smythe 2-13, M.Gaskin 1-6, J.Sanders 1-1-1TD
PASSING: R.Fitzpatrick 27-39-365-3TDs-1, M.Haack 1-1-1-1TD-0
INTERCEPTIONS: C.Lammons 1-0
SACKS: T.Charlton 1.0, S.Eguavoen 1.0
FIELD GOALS: J.Sanders (51G)

PHILADELPHIA 23, N.Y. GIANTS 17 (OT)

MONDAY, DECEMBER 9, 2019 - LINCOLN FINANCIAL FIELD



POST-GAME NOTES

PHILADELPHIA DEFEATS N.Y. GIANTS, 23-17, IN OVERTIME

- Philadelphia improved to 87-86-2 (.503) in the all-time series vs. N.Y. Giants. This marks the Eagles' first series lead in a rivalry that extends back to 1933 (including playoffs).
- Philadelphia outgained N.Y. Giants, 302-29 (+273), in total net yards in the second half and overtime, including 219-3 (+216) in passing yards and 83-26 (+57) in rushing yards.
- The last time the Eagles allowed 29-or-fewer total net yards in the second half or overtime was on 9/23/01 at Seattle (23 yards). The last NFL team to accomplish the feat happened earlier this season – Baltimore on 9/8/19 at Miami (28 yards). The last time the Eagles allowed 3-or-fewer passing yards in the second half or overtime was on 11/2/08 at Seattle (-2 yards). The last NFL team to accomplish the feat happened earlier this season – Buffalo vs. Denver (-15 yards).

WENTZ RECORDS 5TH CAREER 4TH QUARTER/OT COMEBACK

- Carson Wentz completed 33-of-50 (66.0%) attempts for 325 yards, 2 TDs, 0 INTs and a 97.5 passer rating and orchestrated his 5th career fourth quarter/overtime comeback. Wentz had an 8-play, 75-yard, game-winning TD drive in overtime that featured 34 yards on 4-of-4 passing as well as 41 yards on 4 carries by Boston Scott and Miles Sanders.
- In the second half and overtime, Wentz combined for 228 yards, 2 TDs, 0 INTs and a 113.4 rating on 22-of-31 (71.0%) passing. In the fourth quarter and overtime, he finished 17-of-24 (70.8%) for 195 yards, 2 TDs, 0 INTs and a 122.7 rating.
- Wentz has thrown a TD in 16 consecutive regular-season games, which is tied with Russell Wilson for the longest active streak in the NFL.

PERKINS, SCOTT AND WARD KEY CONTRIBUTORS ON OFFENSE

- Joshua Perkins (37 receiving yards), Boston Scott (59 rushing yards, 1 rushing TD and 69 receiving yards) and Greg Ward (34 receiving yards) combined for 199 scrimmage yards. All three players opened the season on the Eagles practice squad.
- Perkins registered a career-high 5 catches for 37 yards.
- Scott led the Eagles with a career-high 59 yards and 1 TD on 10 carries (5.9 average) while adding career highs in receptions (6) and receiving yards (69).



TEAM STATISTICS

	N.Y. GIANTS	PHILADELPHIA
First Downs	11	27
Net Yards Gained	255	418
Rushes/Yards	20/73	32/118
Net Yards Passing	182	300
Att/Comp/INT	30/15/0	50/33/0
Sacked/Yards Lost	2/21	3/25
Punts/Average	9/46.1	8/48.4
Fumbles/Lost	2/0	2/1
Penalties/Yards	7/54	4/30
Time of Possession	21:59	42:51
3rd-Down Efficiency	2/12	9/21
Turnover Ratio	+1	-1

MORE FROM THE GAME

- Vinny Curry produced a career-high-tying 2.0 sacks against Giants QB Eli Manning. It marked Curry's 3rd career game with 2.0+ sacks (first since 11/26/15 at Detroit).
- Zach Ertz (5,654) surpassed Pete Pihos (5,619, 1947-55) for the 5th-most receiving yards in franchise history.

SCORING RECAP

Team	Qtr.	Time	Play Description (Extra Point) (Drive Info)	Giants	Eagles
Giants	2	14:52	D.Slayton 35 yd. pass from E.Manning (A.Rosas kick) (7-57, 3:05)	7	0
Eagles	2	9:33	J.Elliott 34 yd. FG (9-59, 5:19)	7	3
Giants	2	5:30	A.Rosas 34 yd. FG (9-59, 4:03)	10	3
Giants	2	0:27	D.Slayton 55 yd. pass from E.Manning (A.Rosas kick) (6-84, 1:19)	17	3
Eagles	3	1:28	B.Scott 2 yd. run (J.Elliott kick) (10-58, 5:39)	17	10
Eagles	4	1:53	Z.Ertz 2 yd. pass from C.Wentz (J.Elliott kick) (14-85, 6:17)	17	17
Eagles	5	5:10	Z.Ertz 2 yd. pass from C.Wentz (8-75, 4:40)	17	23

EAGLES INDIVIDUAL STATISTICS

RUSHING: B.Scott 10-59-1TD, M.Sanders 15-45, C.Wentz 5-9, J.Ajayi 2-5
RECEIVING: Z.Ertz 9-91-2TDs, B.Scott 6-69, J.Perkins 5-37, G.Ward 4-34, M.Sanders 4-24, D.Goedert 3-41, J.Arcega-Whiteside 2-29
PASSING: C.Wentz 33-50-325-2TDs-0
INTERCEPTIONS: NONE
SACKS: V.Curry 2.0
FIELD GOALS: J.Elliott (34G, 47WL)

GIANTS INDIVIDUAL STATISTICS

RUSHING: S.Barkley 17-66, S.Shepard 1-8, E.Manning 2--1
RECEIVING: D.Slayton 5-154-2TDs, S.Shepard 4-28, S.Barkley 3-1, K.Smith 2-9, G.Tate 1-11
PASSING: E.Manning 15-30-203-2TDs-0
INTERCEPTIONS: NONE
SACKS: O.Ximines 2.0, M.Golden 1.0
FIELD GOALS: A.Rosas (34G)



POST-GAME NOTES

WENTZ LEADS EAGLES TO FOURTH-QUARTER COMEBACK

- Carson Wentz led the Eagles to a comeback in the fourth quarter/overtime for the second consecutive week, this time completing 8-of-8 attempts for 70 yards, including a game-winning, 4-yard TD pass to Greg Ward with 0:26 remaining in the game.
- Wentz has combined for 104 yards, 2 TDs, 0 INTs and a 142.4 passer rating on 12-of-12 passing during his last 2 comebacks in the fourth quarter/overtime.
- Wentz has now produced 7 career game-winning drives (3 in 2019) and 6 career comebacks in the fourth quarter/overtime (2 in 2019).
- Wentz has thrown a TD in 17 consecutive regular-season games, which is the longest active streak in the NFL and 3rd-longest streak in Eagles history, trailing only himself (22, 12/22/16-11/11/18) and Randall Cunningham (18, 9/13/87-10/10/88).

SANDERS SETS EAGLES ROOKIE RECORDS

- Miles Sanders totaled a career-high 172 scrimmage yards on 25 touches, including a career-high 122 yards and 1 TD (1-yard TD in second quarter) on 19 carries (6.4 avg.) and 50 yards and 1 TD (15-yard TD in third quarter) on 6 receptions.
- Sanders established new Eagles rookie records in single-season scrimmage yards (1,120), previously held by DeSean Jackson (1,008 in 2008) and single-season rushing yards (687), previously held by LeSean McCoy (637 in 2009).

WARD CATCHES GAME-WINNING TOUCHDOWN

- Greg Ward finished the game with career highs in receptions (7) and receiving yards (61), including a game-winning, 4-yard TD catch with 0:26 remaining.

MORE FROM THE GAME

- Boston Scott posted a team-high-tying 7 receptions (also Greg Ward). Scott posted 65 scrimmage yards on 13 touches (5.0 avg.) and has now combined for 193 scrimmage yards in the last 2 games (career-high 128 scrimmage yards in Week 14).



TEAM STATISTICS

	PHILADELPHIA	WASHINGTON
First Downs	27	19
Net Yards Gained	415	362
Rushes/Yards	28/157	23/101
Net Yards Passing	258	261
Att/Comp/INT	43/30/0	28/19/0
Sacked/Yards Lost	2/8	0/0
Punts/Average	3/46.7	4/49.0
Fumbles/Lost	4/1	1/1
Penalties/Yards	7/54	5/60
Time of Possession	36:57	23:03
3rd-Down Efficiency	11/16	4/10
Turnover Ratio	EVEN	EVEN

- Nigel Bradham recovered a fumble by Redskins QB Dwayne Haskins with 0:06 remaining in the game and returned it 47 yards for a TD. The score marked Bradham's second fumble return for a TD as an Eagle, which is tied for the 2nd-most such returns in franchise history.

SCORING RECAP

Team	Qtr.	Time	Play Description (Extra Point) (Drive Info)	Eagles	Redskins
Eagles	1	1:23	J.Elliott 25 yd. FG (16-88, 7:40)	3	0
Redskins	1	1:11	T.McLaurin 75 yd. pass from D.Haskins (D.Hopkins kick) (1-75, 0:12)	3	7
Eagles	2	9:53	M.Sanders 1 yd. run (J.Elliott kick) (10-75, 6:18)	10	7
Redskins	2	6:58	S.Sims 5 yd. pass from D.Haskins (D.Hopkins kick) (7-75, 2:55)	10	14
Eagles	3	5:53	M.Sanders 15 yd. pass from C.Wentz (J.Elliott kick) (12-66, 6:02)	17	14
Redskins	4	14:53	A.Peterson 10 yd. run (D.Hopkins kick) (10-75, 6:00)	17	21
Eagles	4	9:59	Z.Ertz 2 yd. pass from C.Wentz (J.Elliott kick) (8-75, 4:54)	24	21
Redskins	4	8:02	D.Hopkins 53 yd. FG (6-20, 1:57)	24	24
Redskins	4	4:52	D.Hopkins 43 yd. FG (4-9, 1:36)	24	27
Eagles	4	0:26	G.Ward 4 yd. pass from C.Wentz (J.Elliott kick) (11-75, 4:26)	31	27
Eagles	4	0:00	N.Bradham 47 yd. fumble return	37	27

EAGLES INDIVIDUAL STATISTICS

RUSHING: M.Sanders 19-122-1TD, B.Scott 6-26, C.Wentz 3-9
RECEIVING: G.Ward 7-61-1TD, B.Scott 7-39, M.Sanders 6-50-1TD, Z.Ertz 5-61-1TD, D.Goedert 5-55
PASSING: C.Wentz 30-43-266-0-3TDs
INTERCEPTIONS: NONE
SACKS: NONE
FIELD GOALS: J.Elliott (25G)

REDSKINS INDIVIDUAL STATISTICS

RUSHING: A.Peterson 16-66-1TD, D.Haskins 4-26, J.Ferguson 3-9
RECEIVING: T.McLaurin 5-130-1TD, S.Sims 5-45-1TD, A.Peterson 3-25, C.Thompson 2-26, K.Harmon 2-22, J.Sprinkle 2-13
PASSING: D.Haskins 19-28-261-0-2TDs
INTERCEPTIONS: NONE
SACKS: R.Anderson 2.0
FIELD GOALS: D.Hopkins (53G, 43G)



POST-GAME NOTES

WENTZ LEADS EAGLES WITH 300+ YARD PERFORMANCE

- Carson Wentz completed 31-of-40 (77.5%) attempts for a season-high-tying 313 yards, 1 TD, 0 INTs and a 108.2 passer rating (back-to-back weeks with 100+ passer rating).
- Wentz totaled 68 yards and a 107.1 rating on 6-of-7 (85.7%) passing in the fourth quarter. Over the last 3 games in the fourth quarter/overtime, he has completed 34-of-42 (81.0%) attempts for 352 yards, 4 TDs, 0 INTs and a 133.3 passer rating, in addition to two comeback drives in Weeks 14-15.
- With his 26th passing TD of the season (6 yards to Dallas Goedert in the first quarter), Wentz has now thrown a TD in 18 consecutive regular-season games, which is the longest active streak in the NFL and tied with Randall Cunningham (9/13/87-10/10/88) for the 2nd-longest streak in franchise history, trailing only himself (22, 12/22/16-11/11/18).

GOEDERT CATCHES TD AND RECORDS CAREER HIGHS IN RECEIVING

- Dallas Goedert led the Eagles offense with career highs in receptions (9) and receiving yards (91), while adding a 6-yard TD catch in the first quarter. Goedert now has a career-high 5 receiving TDs this season (10 overall as an Eagle, including playoffs).

ERTZ SETS ANOTHER NFL RECORD FOR TIGHT ENDS

- With 4 receptions for 28 yards (7.0 avg.), Zach Ertz (525) eclipsed Jason Witten (523, 2003-09) for the most receptions by an NFL TE in their first seven seasons.

SANDERS SETS TEAM ROOKIE RECORD FOR ALL-PURPOSE YARDS

- Miles Sanders collected 156 yards in tonight's victory, including 20 carries for 79 yards (4.0 avg.) and 1 TD as well as 5 receptions for 77 yards (15.4 avg.). In doing so, he surpassed Herman Hunter in 1985 (1,579) and DeSean Jackson in 2008 (1,460) for the most all-purpose yards (1,590) in Eagles rookie history.

COX FORCES ANOTHER FUMBLE

- The Eagles halted the Cowboys' opening drive of the second half when Fletcher Cox forced a fumble of Cowboys RB Tony Pollard at the PHI 26, which was recovered by Malcolm Jenkins. Cox now has a team-leading and career-high-tying 3 FFs this season (tied with Jenkins). Jenkins also has produced at least 1 FR in each of the last six seasons.



TEAM STATISTICS

	DALLAS	PHILADELPHIA
First Downs	16	23
Net Yards Gained	311	431
Rushes/Yards	16/54	30/118
Net Yards Passing	257	313
Att/Comp/INT	44/25/0	40/31/0
Sacked/Yards Lost	2/8	1/6
Punts/Average	6/39.5	4/40.8
Fumbles/Lost	1/1	1/0
Penalties/Yards	2/20	4/30
Time of Possession	23:48	36:12
3rd-Down Efficiency	3/14	6/14
Turnover Ratio	-1	+1

SCORING RECAP

Team	Qtr.	Time	Play Description (Extra Point) (Drive Info)	Cowboys	Eagles
Eagles	1	9:32	J.Elliott 36 yd. FG (11-57, 5:28)	0	3
Eagles	1	4:03	D.Goedert 6 yd. pass from C.Wentz (J.Elliott kick) (7-63, 3:50)	0	10
Cowboys	2	12:56	K.Forbath 49 yd. FG (7-48, 2:20)	3	10
Cowboys	2	0:03	K.Forbath 32 yd. FG (5-43, 0:26)	6	10
Eagles	3	0:06	M.Sanders 1 yd. run (J.Elliott kick) (10-80, 4:39)	6	17
Cowboys	4	7:59	K.Forbath 49 yd. FG (8-24, 2:59)	9	17

EAGLES INDIVIDUAL STATISTICS

RUSHING: M.Sanders 20-79-1TD, C.Wentz 6-22, B.Scott 3-12, G.Ward 1-5
RECEIVING: D.Goedert 9-91-1TD, B.Scott 6-7, M.Sanders 5-77, G.Ward 4-71, Z.Ertz 4-28, J.Arcega-Whiteside 2-39, R.Davis 1-6
PASSING: C.Wentz 31-40-319-1TD-0
INTERCEPTIONS: NONE
SACKS: V.Curry 1.0, J.Sweat 1.0
FIELD GOALS: J.Elliott (36G, 55WR, 55WL)

COWBOYS INDIVIDUAL STATISTICS

RUSHING: E.Elliott 13-47, D.Prescott 1-7, T.Pollard 2-0
RECEIVING: E.Elliott 7-37, M.Gallup 5-98, R.Cobb 5-73, A.Cooker 4-24, J.Witten 2-14, B.Jarwin 1-14, T.Austin 1-5
PASSING: D.Prescott 25-44-265-0TDs-0
INTERCEPTIONS: NONE
SACKS: R.Quinn 1.0
FIELD GOALS: K.Forbath (49G, 32G, 49G)



POST-GAME NOTES

EAGLES CAPTURE NFC EAST CROWN

- Philadelphia won each of its last 4 games of the season vs. NFC East opponents to capture its 2nd division title in the last three seasons and 3rd consecutive postseason berth (2017-19). The Eagles own the No. 4 seed in the NFC Playoffs heading into Wild Card Weekend (Jan. 4-5, 2020).
- Doug Pederson, who has produced the highest winning percentage (.609, 42-27) by a head coach in franchise history (including playoffs), is the first Eagles head coach to lead his team to three straight postseason appearances since Andy Reid from 2008-10.
- Since 2000, the Eagles are tied for the 4th-most playoff appearances (13) in the NFL, trailing only New England (17), Green Bay (14) and Indianapolis (14).
- The Eagles' nine NFC East championships are the most in the division since 2001, ahead of Dallas (5), N.Y. Giants (3) and Washington (2).

CARSON WENTZ SETS SINGLE-SEASON FRANCHISE RECORDS

- Carson Wentz broke his own single-season franchise-record (379 in 2016) for completions (388) and surpassed Donovan McNabb in 2008 (3,916) for the most passing yards in Eagles single-season history (4,039). Wentz also became the 1st QB in Eagles history to record 4,000+ passing yards.
- Wentz became the 1st Eagles QB to throw a TD pass in all 16 regular-season games.

BOSTON SCOTT BREAKS OUT

- Boston Scott paced the team with 54 rushing yards on 19 carries (career high) and 3 rushing TDs (career high), while hauling in 4 receptions for 84 receiving yards (career high). It was the first multi-TD performance of his career.
- Scott became the 5th Eagles running back since 1974 to record 3 rushing TDs in a single game, joining Wilbert Montgomery (3 times), LeSean McCoy (twice), Clarence Peaks and Tom Sullivan. McCoy was the last Eagles running back to accomplish the feat (3 rushing TDs on 12/18/11 vs. N.Y. Jets).

KEY DEFENSIVE NOTES

- Brandon Graham (51.0) moved into 5th place on the Eagles' all-time sacks list.



TEAM STATISTICS

	PHILADELPHIA	N.Y. GIANTS
First Downs	25	19
Net Yards Gained	400	397
Rushes/Yards	31/121	21/122
Net Yards Passing	279	275
Att/Comp/INT	40/23/0	47/28/1
Sacked/Yards Lost	1/10	4/26
Punts/Average	7/43.3	6/42.8
Fumbles/Lost	1/0	3/1
Penalties/Yards	7/55	4/48
Time of Possession	31:25	28:35
3rd-Down Efficiency	4/15	5/16
Turnover Ratio	+2	-2

- Malcolm Jenkins recorded his 4th forced fumble of the season (single-season career high).
- Derek Barnett registered his 3rd-career multi-sack performance, taking down Giants QB Daniel Jones twice.
- Sidney Jones registered his second interception of the season

SCORING RECAP

Team	Qtr.	Time	Play Description (Extra Point) (Drive Info)	Eagles	Giants
Eagles	1	3:39	J.Elliott 31 yd. FG (9-69, 4:19)	3	0
Giants	2	5:16	A.Rosas 37 yd. FG (7-67, 2:10)	3	3
Eagles	2	1:52	J.Perkins 24 yd. pass from C.Wentz (J.Elliott kick) (8-75, 3:24)	10	3
Giants	3	9:41	G.Tate 20 yd. pass from D.Jones (A.Rosas kick) (10-76, 5:19)	10	10
Eagles	3	2:21	B.Scott 7 yd. run (J.Elliott kick) (9-62, 3:11)	17	10
Giants	3	2:05	S.Barkley 68 yd. run (A.Rosas kick) (1-68, 0:16)	17	17
Eagles	4	13:58	J.Elliott 50 yd. FG (8-43, 3:07)	20	17
Eagles	4	13:00	B.Scott 2 yd. run (J. Elliott kick) (1-2, 0:03)	27	17
Eagles	4	6:14	B.Scott 2 yd. run (J. Elliott kick) (4-38, 1:39)	34	17

EAGLES INDIVIDUAL STATISTICS

RUSHING: B.Scott 9-54-3TDs, M.Sanders 9-52, C.Wentz 3-15
RECEIVING: G.Ward 6-43, B.Scott 4-84, D.Goedert 4-65, J.Perkins 4-50-1TD, M.Sanders 3--1, D.Burnett 2-48
PASSING: C.Wentz 23-40-289-0-1TD
INTERCEPTIONS: S.Jones 1-3
SACKS: D.Barnett 2.0, B.Graham 1.0, T.Jernigan 1.0
FIELD GOALS: J.Elliott (31G, 50G)

GIANTS INDIVIDUAL STATISTICS

RUSHING: S.Barkley 17-92-1TD, D.Jones 3-26, J.Allen 1-4
RECEIVING: K.Smith 8-98, G.Tate 5-68-1TD, S.Shepard 5-39, D.Slayton 4-50, S.Barkley 3-25, C.Latimer 2-12, J.Allen 1-9
PASSING: D.Jones 28-47-301-1-1TD
INTERCEPTIONS: NONE
SACKS: D.Mayo 0.5, L.Williams 0.5
FIELD GOALS: A.Rosas (37G)



POST-GAME NOTES

OFFENSIVE NOTES

- Josh McCown completed 18-of-24 (75.0%) attempts for 174 yards and a 94.8 passer rating. The 40-year-old McCown is the oldest player in NFL history to make his postseason debut. The previous oldest player was Giants K Ben Agajanian at age 37 in the 1956 NFL Championship on 12/30/56 vs. Chicago. The previous oldest quarterback was Raiders QB Vince Evans at age 35 in the 1990 AFC Championship Game on 1/20/91 at Buffalo.
- Miles Sanders paced the Eagles offense with 77 scrimmage yards (69 rushing, 8 receiving). Sanders' 77 scrimmage yards are the 6th-most by a rookie in franchise postseason history, behind Jeremy Maclin (146 on 1/9/10 at Dallas), Keith Jackson (142, 12/31/88 at Chicago), Corey Clement (108 in Super Bowl LII on 2/4/18 at New England) and DeSean Jackson (92 on 1/18/09 at Arizona; 81 on 1/11/09 at N.Y. Giants). Sanders' 69 rushing yards are the most ever in Eagles rookie playoff history.
- Dallas Goedert led the Eagles' with postseason career highs in receptions (7) and receiving yards (73). Goedert is just the fourth TE in Eagles history to record 7+ receptions and 70+ receiving yards in a playoff game, joining Brent Celek (10-83 in the 2008 NFC Championship Game on 1/18/09 at Arizona), Zach Ertz (8-93 in the 2017 NFC Championship Game on 1/21/18 vs. Minnesota) and Keith Jackson (7-142 on 12/31/88 at Chicago).

DEFENSIVE AND SPECIAL TEAMS NOTES

- Malcolm Jenkins sacked Seahawks QB Russell Wilson for a 7-yard loss on third-and-8 in the fourth quarter. The takedown marked Jenkins' 2nd career sack in the postseason.
- Fletcher Cox recorded the first forced fumble of his postseason career against Seahawks RB Travis Homer on Seattle's opening drive, which resulted in a three-and-out.
- Vinny Curry blocked a 35-yard FG attempt by Seahawks K Jason Myers in the first quarter, marking the Eagles' first blocked FG in the postseason since Treyvon Hester on 1/6/19 at Chicago (Bears K Cody Parkey) and first overall since Malcolm Jenkins on 9/22/19 vs. Detroit (Lions K Matt Prater).
- Curry's blocked kick marked the first time a FG was blocked inside the red zone in a postseason game since a 27-yard attempt by Vikings K Morten Andersen on 1/9/05 at Green Bay (blocked by Packers LB Hannibal Navies).



TEAM STATISTICS

	SEATTLE	PHILADELPHIA
First Downs	16	20
Net Yards Gained	382	282
Rushes/Yards	26/64	26/120
Net Yards Passing	318	162
Att/Comp/INT	30/18/0	28/19/0
Sacked/Yards Lost	1/7	7/15
Punts/Average	4/41.0	3/45.3
Fumbles/Lost	2/0	3/0
Penalties/Yards	11/114	7/45
Time of Possession	26:45	33:15
3rd-Down Efficiency	8/15	3/11
Turnover Ratio	EVEN	EVEN

- Jake Elliott finished with a postseason career-high-tying 3 FGs (also 1/13/18 vs. Atlanta; 2/4/18 at New England), connecting from 46, 26 and 38 yards in the game.
- Elliott is now 11-of-11 (100.0%) in playoff FG attempts. His 11 postseasons FGs are the 2nd-most FGs without a miss in NFL history (Chris Boswell, 15-of-15).
- Elliott has now registered 43 points in postseason play, which marks the 2nd-most postseason points in team history, trailing only David Akers (134).

SCORING RECAP

Team	Qtr.	Time	Play Description (Extra Point) (Drive Info)	Seahawks	Eagles
Seahawks	1	1:29	J.Myers 49 yd. FG (10-46, 4:48)	3	0
Eagles	2	2:53	J.Elliott 46 yd. FG (13-64, 5:53)	3	3
Seahawks	2	1:06	M.Lynch 5 yd. run (J.Myers kick) (9-82, 1:47)	10	3
Eagles	3	10:36	J.Elliott 26 yd. FG (7-67, 4:24)	10	6
Seahawks	3	8:46	DK.Metcalf 53 yd. pass from R.Wilson (J.Myers kick) (5-81, 1:50)	17	6
Eagles	3	2:49	J.Elliott 38 yd. FG (11-55, 5:57)	17	9

EAGLES INDIVIDUAL STATISTICS

RUSHING: M.Sanders 14-69, B.Scott 6-25, J.McCown 5-23, G.Ward 1-3
RECEIVING: D.Goedert 7-73, G.Ward 3-24, B.Scott 3-23, M.Sanders 3-8, Z.Ertz 2-44, D.Burnett 1-5
PASSING: J.McCown 18-24-174-0TDs-0, C.Wentz 1-4-3-0TDs-0
INTERCEPTIONS: NONE
SACKS: M.Jenkins 1.0
FIELD GOALS: J.Elliott (46G, 26G, 38G)

SEAHAWKS INDIVIDUAL STATISTICS

RUSHING: R.Wilson 9-45, T.Homer 11-12, M.Lynch 6-7-1TD
RECEIVING: DK.Metcalf 7-160-1TD, T.Lockett 4-62, D.Moore 2-57, M.Lynch 2-25, J.Hollister 2-16, T.Homer 1-5
PASSING: R.Wilson 18-30-325-1TD-0
INTERCEPTIONS: NONE
SACKS: Q.Jefferson 2.0, C.Barton 1.0, J.Clowney 1.0, R.Green 1.0, B.McDougald 1.0, K.Wright 1.0
FIELD GOALS: J.Myers (35B, 49G)