SEASONS PLAYED

Rk	Player	Seasons
1.	Brandon Graham (DE) (2010-25)	16
2t.	Lane Johnson (2013-26)	14
	Chuck Bednarik (C/LB) (1949-62)	14
4t.	Jason Kelce (C) (2011-23)	13
	Brian Dawkins (S) (1996-2008)	13
	Harold Carmichael (WR) (1971-83)	13
	Frank "Bucko" Kilroy (OL/DL) (1943-55)	13
	Vic Sears (DT) (1941-53)	13
9t.	Fletcher Cox (DT) (2012-23)	12
	Jason Peters (T) (2009-20)	12
	David Akers (K) (1999-2010)	12
	Jerry Sisemore (T) (1973-84)	12
	Bobby Walston (WR/K) (1951-62)	12

GAMES PLAYED

Rk	Player	Games
1.	Brandon Graham (DE) (2010-25)	215
2.	Jason Kelce (C) (2011-23)	193
3t.	Fletcher Cox (DT) (2012-23)	188
	David Akers (K) (1999-2010)	188
5.	Brian Dawkins (S) (1996-2008)	183
6.	Harold Carmichael (WR) (1971-83)	180
7.	Brent Celek (TE) (2007-17)	175
8.	Lane Johnson (T) (2013-26)	171
9.	Chuck Bednarik (C/LB) (1949-62)	169
10.	Tra Thomas (T) (1998-2008)	166
11.	Jon Dorenbos (LS) (2006-16)	162
12.	Randy Logan (S) (1973-83)	159
13.	Guy Morriss (C) (1973-83)	158
14t.	**Jake Elliott (K) (2017-)**	**156**
	Jerry Sisemore (T) (1973-84)	156
16.	Trent Cole (DE/LB) (2005-14)	155
17t.	Jason Peters (T) (2009-20)	148
	Donovan McNabb (QB) (1999-2009)	148
	Ken Clarke (DT) (1978-87)	148
	Bobby Walston (WR/K) (1951-62)	148



CHUCK BEDNARIK

CONSECUTIVE GAMES PLAYED

Rk	Player	Games
1t.	Jon Dorenbos (LS) (2006-16)	162
	Harold Carmichael (WR) (1971-83)	162
3.	Randy Logan (S) (1973-83)	159
4t.	Jason Kelce (C) (2014-23)	156
	Bobby Walston (WR/K) (1951-62)	148
6.	Jon Runyan (T) (2000-08)	144
7.	Ken Clarke (DT) (1977-87)	139
8.	Herman Edwards (DB) (1977-85)	135
9.	Frank LeMaster (LB) (1974-82)	129
10.	Sheldon Brown (CB) (2002-09)	128

CONSECUTIVE GAMES STARTED

Rk	Player	Games
1.	Jason Kelce (C) (2014-23)	156
2.	Jon Runyan (T) (2000-08)	144
3.	Herman Edwards (DB) (1977-85)	135
4.	Jerry Sisemore (T) (1974-82)	127
5.	Reggie White (DE) (1985-92)	120

GAMES PLAYED BY POSITION

QUARTERBACK

Rk	Player	Games
1.	Donovan McNabb (1999-2009)	148
2.	Ron Jaworski (1977-86)	142
3.	Randall Cunningham (1985-95)	122
4.	**Jalen Hurts (2020-)**	**98**
5.	Norm Snead (1964-70)	85

RUNNING BACK

Rk	Player	Games
1.	Tom Woodeshick (1963-71)	111
2.	Brian Westbrook (2002-09)	107
3.	Keith Byars (1986-92)	105
4.	Wilbert Montgomery (1977-84)	100
5.	Duce Staley (1997-2003)	98

WIDE RECEIVER/TIGHT END

Rk	Player	Games
1.	Harold Carmichael (1971-83)	180
2.	Brent Celek (2007-17)	175
3.	Bobby Walston (1951-62)	148
4.	Pete Retzlaff (1956-66)	132
5.	**Zach Ertz (2013-21, '26-)**	**126**

OFFENSIVE LINE

Rk	Player	Games
1.	Jason Kelce (2011-23)	193
2.	Lane Johnson (2013-26)	171
3.	Chuck Bednarik (1949-62)	169
4.	Tra Thomas (1998-2008)	166
5.	Guy Morriss (1973-83)	158

DEFENSIVE LINE

Rk	Player	Games
1.	Brandon Graham (2010-25)	215
2.	Fletcher Cox (2012-23)	188
3.	Trent Cole (2005-14)	155
4.	Ken Clarke (1978-87)	148
5.	Vic Sears (1941-53)	131

LINEBACKER

Rk	Player	Games
1.	Chuck Bednarik (1949-62)	169
2.	William Thomas (1991-99)	140
3.	John Bunting (1972-82)	132
4.	Frank LeMaster (1974-82)	129
5.	Seth Joyner (1986-93)	120

DEFENSIVE BACK

Rk	Player	Games
1.	Brian Dawkins (1996-2008)	183
2.	Randy Logan (1973-83)	159
3t.	Andre Waters (1984-93)	137
	Wes Hopkins (1983-93)	137
5.	Herman Edwards (1977-85)	135

KICKER

Rk	Player	Games
1.	David Akers (1999-2010)	188
2.	**Jake Elliott (2017-)**	**156**
3.	Bobby Walston (1951-62)	148
4.	Sam Baker (1964-69)	82
5.	Tony Franklin (1979-83)	73

PUNTER

Rk	Player	Games
1.	Donnie Jones (2013-17)	80
2.	Max Runager (1979-83, '89)	72
3.	Sean Landeta (1999-2002, '05)	65
4t.	Sav Rocca (2007-10)	64
	Tom Hutton (1995-98)	64
	Jeff Feagles (1990-93)	64

POINTS

Rk	Player	G	TD	XPM	XPA	FGM	FGA	2PT	Pts
1.	David Akers (1999-2010)	188	0	441	447	294	357	0	1,323
2.	**Jake Elliott (2017-)**	**156**	**0**	**376**	**390**	**223**	**266**	**0**	**1,045**
3.	Bobby Walston (WR/K) (1951-62)	148	46	365	383	80	157	0	881
4.	Sam Baker (1964-69)	82	0	205	213	90	153	0	475
5.	Harold Carmichael (WR) (1971-83)	180	79	0	0	0	0	0	474
6.	Steve Van Buren (B) (1944-51)	83	77	2	2	0	0	0	464
7.	Tony Franklin (1979-83)	73	0	172	182	80	128	0	412
8.	Brian Westbrook (RB) (2002-09)	107	68	0	0	0	0	1	410
9.	Tommy McDonald (FL) (1957-63)	88	67	0	0	0	0	0	402
10.	Paul McFadden (1984-87)	60	0	117	119	91	124	0	390
11.	Roger Ruzek (1989-93)	58	0	139	151	81	108	0	382
12.	Pete Pihos (E) (1947-55)	107	63	0	0	0	0	0	378
13.	Timmy Brown (B) (1960-67)	96	62	0	0	0	0	0	372
14.	Mike Quick (WR) (1982-90)	101	61	0	0	0	0	0	366
15.	Wilbert Montgomery (RB) (1977-84)	100	58	0	0	0	0	0	348
16.	Alex Henery (2011-13)	48	0	116	117	74	86	0	338
17.	LeSean McCoy (RB) (2009-14)	90	54	0	0	0	0	1	326
18t.	Tom Dempsey (1971-74)	47	0	84	90	66	108	0	282
	Pete Retzlaff (E) (1956-66)	132	47	0	0	0	0	0	282
20.	DeSean Jackson (WR) (2008-13, '19-20)	95	42	0	0	0	0	0	252

TOUCHDOWNS

Rk	Player	TD
1.	Harold Carmichael (WR) (1971-83)	79
2.	Steve Van Buren (B) (1944-51)	77
3.	Brian Westbrook (RB) (2002-09)	68
4.	Tommy McDonald (FL) (1957-63)	67
5.	**Jalen Hurts (QB) (2020-)**	**64**
6.	Pete Pihos (E) (1947-55)	63
7.	Timmy Brown (B) (1960-67)	62
8.	Mike Quick (WR) (1982-90)	61
9.	Wilbert Montgomery (RB) (1977-84)	58
10.	LeSean McCoy (RB) (2009-14)	54



DAVID AKERS

FIELD GOALS MADE

Rk	Player	FGM
1.	David Akers (1999-2010)	294
2.	**Jake Elliott (2017-)**	**223**
3.	Paul McFadden (1984-87)	91
4.	Sam Baker (1964-69)	90
5.	Roger Ruzek (1989-93)	81
6t.	Tony Franklin (1979-83)	80
	Bobby Walston (WR/K) (1951-62)	80
8.	Alex Henery (2011-13)	74
9.	Tom Dempsey (1971-74)	66
10.	Caleb Sturgis (2015-17)	56

FIELD GOAL ATTEMPTS

Rk	Player	FGA
1.	David Akers (1999-2010)	357
2.	**Jake Elliott (2017-)**	**266**
3.	Bobby Walston (WR/K) (1951-62)	157
4.	Sam Baker (1964-69)	153
5.	Tony Franklin (1979-83)	128
6.	Paul McFadden (1984-87)	124
7t.	Roger Ruzek (1989-93)	108
	Tom Dempsey (1971-74)	108
9.	Alex Henery (2011-13)	86
10.	Caleb Sturgis (2015-17)	66

FIELD GOAL PERCENTAGE

Rk	Player	FG%
1.	**Jake Elliott (2017-)**	**83.8**
2.	David Akers (1999-2010)	82.4
3.	Roger Ruzek (1989-93)	75.0
4.	Paul McFadden (1984-87)	73.4
5.	Tony Franklin (1979-83)	62.5

PATs MADE

Rk	Player	XPM
1.	David Akers (1999-2010)	441
2t.	**Jake Elliott (2017-)**	**376**
	Bobby Walston (WR/K) (1951-62)	365
4.	Sam Baker (1964-69)	205
5.	Tony Franklin (1979-83)	172
6.	Cliff Patton (1946-50)	160
7.	Roger Ruzek (1989-93)	139
8.	Paul McFadden (1984-87)	117
9.	Alex Henery (2011-13)	116
10.	Roy Zimmerman (1943-46)	89

PAT ATTEMPTS

Rk	Player	XPA
1.	David Akers (1999-2010)	447
2.	**Jake Elliott (2017-)**	**390**
3.	Bobby Walston (WR/K) (1951-62)	383
4.	Sam Baker (1964-69)	213
5.	Tony Franklin (1979-83)	182
6.	Cliff Patton (1946-50)	166
7.	Roger Ruzek (1989-93)	151
8.	Paul McFadden (1984-87)	119
9.	Alex Henery (2011-13)	117
10.	Roy Zimmerman (1943-46)	98

ALL-TIME SCORING

TDs by rushing	1,200
TDs by reception	1,813
TDs by INT return	109
TDs by kickoff return	29
TDs by punt return	33
TDs by fumble return	88
TDs by blocked punt	12
FGs made	1,505

POINTS

Rk	Player	TD	XPM	XPA	FGM	FGA	2PT	Pts
1.	Cody Parkey (2014)	0	54	54	32	36	0	150
2.	David Akers (2008)	0	45	45	33	***40***	0	144
3.	David Akers (2010)	0	47	47	32	38	0	***143***
4.	David Akers (2009)	0	43	45	***32***	***37***	0	139
5t.	**Jake Elliott (2023)**	**0**	**45**	**46**	**30**	**32**	**0**	**135**
	Caleb Sturgis (2016)	0	30	31	35	41	0	135
7.	**Jake Elliott (2021)**	**0**	**44**	**44**	**30**	**33**	**0**	**134**
8.	David Akers (2002)	0	43	43	30	34	0	133
9.	**Jake Elliott (2024)**	**0**	**47**	**48**	**28**	**36**	**0**	**131**
10.	David Akers (2004)	0	41	42	27	32	0	122

Led NFL Led Conference

TOUCHDOWNS

Rk	Player	TD
1.	LeSean McCoy (2011)	20
2.	Steve Van Buren (1945)	18
3.	**Jalen Hurts (2023)**	**15**
4t.	**Jalen Hurts (2024)**	**14**
	Brian Westbrook (2008)	14
	Terrell Owens (2004)	14
	Wilbert Montgomery (1979)	14
	Steve Van Buren (1947)	14

CONSECUTIVE GAMES WITH TD

Rk	Player	Games
1.	LeSean McCoy (2011)	9
2.	Steve Van Buren (1947)	8
3t.	5x, last: Ricky Watters (1995)	6



JAKE ELLIOTT

FIELD GOALS MADE

Rk	Player	FGM
1.	Caleb Sturgis (2016)	35
2.	David Akers (2008)	33
3t.	Cody Parkey (2014)	32
	David Akers (2010)	32
	David Akers (2009)	32

FIELD GOAL ATTEMPTS

Rk	Player	FGA
1.	Caleb Sturgis (2016)	41
2t.	David Akers (2008)	40
	Tom Dempsey (1973)	40
4.	David Akers (2010)	38
5t.	David Akers (2009)	37
	Paul McFadden (1984)	37

FIELD GOAL PERCENTAGE

Rk	Player	FG%
1.	**Jake Elliott (2023)**	**93.8**
2.	**Jake Elliott (2021)**	**90.9**
3t.	Cody Parkey (2014)	88.9
	Alex Henery (2011)	88.9
5.	David Akers (2002)	88.2

CONSECUTIVE FIELD GOALS MADE

Rk	Player	FGM
1.	Alex Henery (2012)	22
2.	**Jake Elliott (2018-19)**	**20**
3t.	**Jake Elliott (2023-24)**	**18**
	Caleb Sturgis (2016)	18
5t.	**Jake Elliott (2021)**	**17**
	Cody Parkey (2014)	17
	Alex Henery (2011-12)	17
	David Akers (2009)	17
	David Akers (2001)	17
10t.	David Akers (2008)	15
	David Akers (2004)	15

PATs MADE

Rk	Player	XPM
1.	Cody Parkey (2014)	54
2.	**Jake Elliott (2022)**	**51**
3.	Cliff Patton (1948)	50
4t.	David Akers (2006)	48
	Tony Franklin (1980)	48

PAT ATTEMPTS

Rk	Player	XPA
1.	Cody Parkey (2014)	54
2.	**Jake Elliott (2022)**	**53**
3.	Cliff Patton (1948)	50
4t.	**Jake Elliott (2024)**	**48**
	David Akers (2006)	48
	Roger Ruzek (1990)	48
	Tony Franklin (1980)	48
	Bobby Walston (1953)	48

CONSECUTIVE PATs MADE

Rk	Player	XPM
1.	David Akers (2004-09)	173
2.	David Akers (2001-04)	153
3.	Cliff Patton (1947-49)	84



CODY PARKEY

SEASON RECORDS – min. 20 attempts

POINTS

Rk	Player	Pts
1.	Bobby Walston (WR/K) (10/17/54 at Washington)	25
2t.	Brian Westbrook (RB) (11/27/08 vs. Cardinals)	24
	Irving Fryar (WR) (10/20/96 vs. Dolphins)	24
	Wilbert Montgomery (RB) (10/7/79 vs. Washington)	24
	Wilbert Montgomery (RB) (9/10/78 at Washington)	24
	Ben Hawkins (FL) (9/28/69 vs. Steelers)	24
	Tommy McDonald (FL) (10/4/59 vs. Giants)	24
	Clarence Peaks (B) (11/16/58 vs. Cardinals)	24

TOUCHDOWNS

Rk	Player	TD
1t.	Brian Westbrook (RB) (11/27/08 vs. Cardinals)	4
	Irving Fryar (WR) (10/20/96 vs. Dolphins)	4
	Wilbert Montgomery (RB) (10/7/79 vs. Washington)	4
	Wilbert Montgomery (RB) (9/10/78 at Washington)	4
	Ben Hawkins (FL) (9/28/69 vs. Steelers)	4
	Tommy McDonald (FL) (10/4/59 vs. Giants)	4
	Clarence Peaks (B) (11/16/58 vs. Cardinals)	4

FIELD GOALS MADE

Rk	Player	FGM
1.	Tom Dempsey (11/12/72 at Oilers)	6
2t.	**Jake Elliott (1/8/23 vs. Giants)**	**5**
	Cody Parkey (11/23/14 vs. Titans)	5
	Alex Henery (10/6/13 at Giants)	5
	David Akers (11/18/01 at Cowboys)	5
	Gary Anderson (12/22/96 vs. Cardinals)	5
	Gary Anderson (10/1/95 at Saints)	5

FIELD GOAL ATTEMPTS

Rk	Player	FGA
1t.	Tom Dempsey (11/12/72 at Oilers)	7
	Sam Baker (12/5/65 vs. Cowboys)	7
3t.	Cody Parkey (11/23/14 vs. Titans)	6
	David Akers (10/3/04 at Bears)	6
	Tom Dempsey (10/7/73 at Bills)	6

LONGEST FIELD GOALS

Rk	Player	Yds
1t.	**Jake Elliott (9/14/23 vs. Vikings)**	**61**
	Jake Elliott (9/24/17 vs. Giants)	**61**
3t.	**Jake Elliott (11/26/23 vs. Bills)**	**59**
	Tony Franklin (11/12/79 at Cowboys)	59
5t.	**Jake Elliott (9/20/26 at Titans)**	**58**
	Jake Elliott (9/14/25 at Chiefs)	**58**
	Jake Elliott (9/4/25 vs. Cowboys)	**58**
	Jake Elliott (10/10/21 at Panthers)	**58**
9.	David Akers (9/14/03 vs. Patriots)	57
10t.	**Jake Elliott (10/4/26 vs. Rams)**	**56**
	Jake Elliott (9/10/23 at Patriots)	**56**
	Jake Elliott (1/1/23 vs. Saints)	**56**
	Jake Elliott (11/11/18 vs. Cowboys)	**56**



BOBBY WALSTON

PASSING YARDS

Rk	Player	G	Att	Cmp	Pct	Yds	Y/A	TD	INT	Lg	Rate
1.	Donovan McNabb (1999-2009)	148	4,746	2,801	59.0	32,873	6.9	216	100	91t	86.5
2.	Ron Jaworski (1977-86)	142	3,918	2,088	53.3	26,963	6.9	175	151	99t	74.0
3.	Randall Cunningham (1985-95)	122	3,362	1,874	55.7	22,877	6.8	150	105	95t	78.7
4.	**Jalen Hurts (2020-)**	**98**	**2,547**	**1,631**	**64.0**	**18,824**	**7.4**	**118**	**48**	**91**	**93.8**
5.	Carson Wentz (2016-20)	68	2,492	1,562	62.7	16,811	6.7	113	50	73t	89.2
6.	Norm Snead (1964-70)	85	2,236	1,154	51.6	15,672	7.0	111	124	87t	67.7
7.	Tommy Thompson (1941-50)	88	1,396	723	51.8	10,240	7.3	90	100	75t	67.4
8.	Michael Vick (2009-13)	54	1,300	773	59.5	9,984	7.7	57	33	91t	87.7
9.	Sonny Jurgensen (1957-63)	83	1,107	602	54.4	9,639	8.7	76	73	84	79.1
10.	Nick Foles (2012-14, '17-18)	40	1,189	748	62.9	8,703	7.3	58	23	83t	93.2
11.	Bobby Thomason (1952-57)	68	1,113	556	50.0	8,124	7.3	57	80	67t	61.2
12.	Norm Van Brocklin (1958-60)	36	998	542	54.3	7,497	7.5	55	51	91t	75.7
13.	Roman Gabriel (1973-77)	53	1,185	661	55.8	7,221	6.1	47	37	80t	74.2
14.	Adrian Burk (1951-56)	70	960	457	47.6	6,203	6.5	55	77	84t	54.4
15.	Rodney Peete (1995-98)	30	756	434	57.4	4,945	6.5	17	27	62	69.8
16.	Ty Detmer (1996-97)	21	645	372	57.7	4,478	6.9	22	19	57	78.2
17.	King Hill (1961-68)	71	635	325	51.2	4,308	6.8	29	51	92t	54.8
18.	Sam Bradford (2015)	14	532	346	65.0	3,725	7.0	19	14	78t	86.4
19.	Roy Zimmerman (1943-46)	41	435	190	43.7	3,219	7.4	30	43	75t	52.7
20.	Mark Sanchez (2014-15)	13	400	257	64.3	3,034	7.6	18	15	72	86.6

ATTEMPTS

Rk	Player	Att
1.	Donovan McNabb (1999-2009)	4,746
2.	Ron Jaworski (1977-86)	3,918
3.	Randall Cunningham (1985-95)	3,362
4.	**Jalen Hurts (2020-)**	**2,547**
5.	Carson Wentz (2016-20)	2,492
6.	Norm Snead (1964-70)	2,236
7.	Tommy Thompson (1941-50)	1,396
8.	Michael Vick (2009-13)	1,300
9.	Nick Foles (2012-14, '17-18)	1,189
10.	Roman Gabriel (1973-77)	1,185

COMPLETIONS

Rk	Player	Cmp
1.	Donovan McNabb (1999-2009)	2,801
2.	Ron Jaworski (1977-86)	2,088
3.	Randall Cunningham (1985-95)	1,874
4.	**Jalen Hurts (2020-)**	**1,631**
5.	Carson Wentz (2016-20)	1,562
6.	Norm Snead (1964-70)	1,154
7.	Michael Vick (2009-13)	773
8.	Nick Foles (2012-14, '17-18)	748
9.	Tommy Thompson (1941-50)	723
10.	Roman Gabriel (1973-77)	661

COMPLETION %

Rk	Player	Pct
1.	Sam Bradford (2015)	65.0
2.	**Jalen Hurts (2020-)**	**64.0**
3.	Nick Foles (2012-14, '17-18)	62.9
4.	Carson Wentz (2016-20)	62.7
5.	Michael Vick (2009-13)	59.5
6.	Donovan McNabb (1999-2009)	59.0
7.	Ty Detmer (1996-97)	57.7
8.	Rodney Peete (1995-98)	57.4
9.	Roman Gabriel (1973-77)	55.8
10.	Randall Cunningham (1985-95)	55.7

YARDS/ATTEMPT

Rk	Player	Y/A
1.	Sonny Jurgensen (1957-63)	8.7
2.	Michael Vick (2009-13)	7.7
3.	Norm Van Brocklin (1958-60)	7.5
4.	**Jalen Hurts (2020-)**	**7.4**
5t.	Nick Foles (2012-14, '17-18)	7.3
	Bobby Thomason (1952-57)	7.3
	Tommy Thompson (1941-50)	7.3
8t.	Sam Bradford (2015)	7.0
	Norm Snead (1964-70)	7.0
10t.	Donovan McNabb (1999-2009)	6.9
	Ty Detmer (1996-97)	6.9

TOUCHDOWNS

Rk	Player	TD
1.	Donovan McNabb (1999-2009)	216
2.	Ron Jaworski (1977-86)	175
3.	Randall Cunningham (1985-95)	150
4.	**Jalen Hurts (2020-)**	**118**
5.	Carson Wentz (2016-20)	113
6.	Norm Snead (1964-70)	111
7.	Tommy Thompson (1941-50)	90
8.	Sonny Jurgensen (1957-63)	76
9.	Nick Foles (2012-14, '17-18)	58
10t.	Michael Vick (2009-13)	57
	Bobby Thomason (1952-57)	57

TOUCHDOWN %

Rk	Player	TD%
1.	Sonny Jurgensen (1957-63)	6.9
2.	Tommy Thompson (1941-50)	6.4
3.	Adrian Burk (1951-56)	5.7
4.	Norm Van Brocklin (1958-60)	5.5
5.	Bobby Thomason (1952-57)	5.1
6.	Norm Snead (1964-70)	5.0
7.	Nick Foles (2012-14, '17-18)	4.9
8t.	**Jalen Hurts (2020-)**	**4.6**
	Donovan McNabb (1999-2009)	4.6
	King Hill (1961-68)	4.6

INTERCEPTIONS

Rk	Player	INT
1.	Ron Jaworski (1977-86)	151
2.	Norm Snead (1964-70)	124
3.	Randall Cunningham (1985-95)	105
4t.	Donovan McNabb (1999-2009)	100
	Tommy Thompson (1941-50)	100
6.	Bobby Thomason (1952-57)	80
7.	Adrian Burk (1951-56)	77
8.	Sonny Jurgensen (1957-63)	73
9t.	King Hill (1961-68)	51
	Norm Van Brocklin (1958-60)	51

INTERCEPTION %

Rk	Player	INT%
1t.	**Jalen Hurts (2020-)**	**1.9**
	Nick Foles (2012-14, '17-18)	1.9
3.	Carson Wentz (2016-20)	2.0
4.	Donovan McNabb (1999-2009)	2.1
5.	Michael Vick (2009-13)	2.5
6.	Sam Bradford (2015)	2.6
7.	Ty Detmer (1996-97)	3.0
8t.	Roman Gabriel (1973-77)	3.1
	Randall Cunningham (1985-95)	3.1
10.	Rodney Peete (1995-98)	3.6

PASSER RATING

Rk	Player	Rate
1.	**Jalen Hurts (2020-)**	**93.8**
2.	Nick Foles (2012-14, '17-18)	93.2
3.	Carson Wentz (2016-20)	89.2
4.	Michael Vick (2009-13)	87.7
5.	Donovan McNabb (1999-2009)	86.5
6.	Sam Bradford (2015)	86.4
7.	Sonny Jurgensen (1957-63)	79.1
8.	Randall Cunningham (1985-95)	78.7
9.	Ty Detmer (1996-97)	78.2
10.	Norm Van Brocklin (1958-60)	75.7

CAREER RECORDS – min. 500 attempts

PASSING YARDS

Rk	Player	Att	Cmp	Pct	Yds	Y/A	TD	INT	Lg	Rate
1.	Carson Wentz (2019)	607	388	63.9	4,039	6.7	27	7	53t	93.1
2.	Donovan McNabb (2008)	571	345	60.4	3,916	6.9	23	11	90t	86.4
3.	Donovan McNabb (2004)	469	300	64.0	3,875	8.3	31	8	80	104.7
4.	**Jalen Hurts (2023)**	**538**	**352**	**65.4**	**3,858**	**7.2**	**23**	**15**	**63**	**89.1**
5.	Randall Cunningham (1988)	560	301	53.8	3,808	6.8	24	16	80t	77.6
6.	Carson Wentz (2016)	607	379	62.4	3,782	6.2	16	14	73t	79.3
7.	Sam Bradford (2015)	532	346	65.0	3,725	7.0	19	14	78t	86.4
8.	Sonny Jurgensen (1961)	416	***235***	56.5	***3,723***	9.0	***32***	24	69	88.1
9.	**Jalen Hurts (2022)**	**460**	**306**	**66.5**	**3,701**	**8.0**	**22**	**6**	**68**	**101.6**
10.	Donovan McNabb (2009)	443	267	60.3	3,553	8.0	22	10	60t	92.9

Led NFL Led Conference

ATTEMPTS

Rk	Player	Att
1t.	Carson Wentz (2019)	607
	Carson Wentz (2016)	607
3.	Donovan McNabb (2008)	571
4.	Donovan McNabb (2000)	569
5.	Randall Cunningham (1988)	560

COMPLETIONS

Rk	Player	Cmp
1.	Carson Wentz (2019)	388
2.	Carson Wentz (2016)	379
3.	**Jalen Hurts (2023)**	**352**
4.	Sam Bradford (2015)	346
5.	Donovan McNabb (2008)	345

COMPLETION %

Rk	Player	Pct
1.	Carson Wentz (2018)	69.6
2.	**Jalen Hurts (2024)**	**68.7**
3.	**Jalen Hurts (2022)**	**66.5**
4.	**Jalen Hurts (2023)**	**65.4**
5.	**Jalen Hurts (2025)**	**64.8**

YARDS/ATTEMPT

Rk	Player	Y/A
1.	Nick Foles (2013)	9.1
2.	Sonny Jurgensen (1961)	9.0
3.	Sonny Jurgensen (1962)	8.9
4.	Norm Van Brocklin (1960)	8.7
5.	Donovan McNabb (2006)	8.4

TOUCHDOWNS

Rk	Player	TD
1.	Carson Wentz (2017)	33
2.	Sonny Jurgensen (1961)	32
3.	Donovan McNabb (2004)	31
4.	Randall Cunningham (1990)	30
5.	Norm Snead (1967)	29

TOUCHDOWN %

Rk	Player	TD%
1.	Nick Foles (2013)	8.5
2.	Norm Van Brocklin (1960)	8.5
3.	Sonny Jurgensen (1961)	7.7
4.	Carson Wentz (2017)	7.5
5.	Bobby Thomason (1953)	6.9

FEWEST INTERCEPTIONS

Rk	Player	INT
1.	Nick Foles (2013)	2
2t.	**Jalen Hurts (2024)**	**5**
	Nick Foles (2012)	5
	Bubby Brister (1993)	5
5t.	**Jalen Hurts (2025)**	**6**
	Jalen Hurts (2022)	**6**
	Michael Vick (2010)	6
	Donovan McNabb (2006)	6
	Donovan McNabb (2002)	6

INTERCEPTION %

Rk	Player	INT%
1.	Nick Foles (2013)	0.6
2t.	**Jalen Hurts (2022)**	**1.2**
	Carson Wentz (2019)	1.2
4.	**Jalen Hurts (2025)**	**1.3**
5.	**Jalen Hurts (2024)**	**1.4**

PASSER RATING

Rk	Player	Rate
1.	Nick Foles (2013)	119.2
2.	Donovan McNabb (2004)	104.7
3.	**Jalen Hurts (2024)**	**103.7**
4.	Carson Wentz (2018)	102.2
5.	Carson Wentz (2017)	101.9

LONGEST PASSING PLAYS

Rk	Player	Yds
1.	Ron Jaworski to Mike Quick (11/10/1985 vs. Falcons)	***99t***
2.	Randall Cunningham to Fred Barnett (12/2/1990 at Bills)	95t
3.	Randall Cunningham to Herschel Walker (9/4/1994 at Giants)	93
4.	King Hill to Ben Hawkins (9/22/1968 vs. Giants)	92t
5t.	**Jalen Hurts to Quez Watkins (9/19/21 vs. 49ers)**	**91**
	Michael Vick to DeSean Jackson (12/12/2010 at Cowboys)	91t
	Donovan McNabb to Terrell Owens (10/30/2005 at Broncos)	91t
	Norm Van Brocklin to T. McDonald (10/5/1958 vs. Giants)	91t
9t.	Donovan McNabb to Hank Baskett (9/7/2008 vs. Rams)	90t
	Ron Jaworski to Mike Quick (10/28/1984 vs. Cardinals)	90t

NFL Record (tied)

CONSECUTIVE COMPLETIONS

Rk	Player	Cmp
1.	Nick Foles (12/30/18 at Washington)	***25***
2.	Donovan McNabb (11/28/04 at Giants - 12/5/04 vs. Packers)	24
3.	Donovan McNabb (9/23/07 vs. Lions)	18
4.	**Jalen Hurts (10/29/23 at Washington)**	**17**
5t.	Carson Wentz (12/15/19 at Washington)	15
	Carson Wentz (10/21/18 vs. Panthers)	15
	Donovan McNabb (9/21/08 vs. Steelers)	15

NFL Record (tied) Most consecutive completions to start a game by Eagles QB

PASSING YARDS

Rk	Player	Yds
1.	Nick Foles (12/23/18 vs. Texans)	471
2.	Donovan McNabb (12/5/04 vs. Packers)	464
3.	Donovan McNabb (11/15/09 at Chargers)	450
4.	Randall Cunningham (9/17/89 at Washington)	447
5.	Bobby Thomason (11/8/53 vs. Giants)	437
6.	Sonny Jurgensen (10/29/61 at Washington)	436
7t.	Nick Foles (12/15/13 at Vikings)	428
	Michael Vick (9/15/13 vs. Chargers)	428
9.	Sonny Jurgensen (12/16/62 at Cardinals)	419
10.	Michael Vick (10/2/11 vs. 49ers)	416
11.	Nick Foles (10/26/14 at Cardinals)	411
12.	Nick Foles (11/3/13 at Raiders)	406
13.	Sonny Jurgensen (12/17/61 at Lions)	403
14.	Randall Cunningham (10/2/89 at Bears)	401
15.	Vince Young (11/27/11 vs. Patriots)	400

ATTEMPTS

Rk	Player	Att
1t.	Nick Foles (10/26/14 at Cardinals)	62
	Randall Cunningham (10/2/89 at Bears)	62
3.	Carson Wentz (12/4/16 at Bengals)	60
4.	Donovan McNabb (11/16/08 at Bengals)	58
5.	Sonny Jurgensen (9/23/62 vs. Giants)	57

COMPLETIONS

Rk	Player	Cmp
1t.	Sam Bradford (12/26/15 vs. Washington)	37
	Mark Sanchez (12/20/14 at Washington)	37
3t.	Carson Wentz (12/4/16 at Bengals)	36
	Sam Bradford (9/14/15 at Falcons)	36
	Nick Foles (10/26/14 at Cardinals)	36

COMPLETION PERCENTAGE

Rk	Player	Pct
1.	Nick Foles (12/30/18 at Washington)	84.9
2.	Nick Foles (12/22/13 vs. Bears)	84.0
3.	Rodney Peete (9/15/96 vs. Lions)	83.3
4t.	Nate Sudfeld (12/31/17 vs. Cowboys)	82.6
	Jeff Garcia (11/26/06 at Colts)	82.6

YARDS PER ATTEMPT

Rk	Player	Y/A
1.	Sonny Jurgensen (11/25/62 vs. Cowboys)	16.3
2.	Sonny Jurgensen (11/26/61 vs. Cowboys)	15.3
3.	Donovan McNabb (9/23/07 vs. Lions)	14.7
4.	Nick Foles (11/3/13 at Raiders)	14.5
5.	Randall Cunningham (10/24/94 vs. Texans)	12.9

PASSER RATING

Rk	Player	Rate
1t.	**Jalen Hurts (10/19/25 at Vikings)**	**158.3**
	Nick Foles (11/3/13 at Raiders)	158.3
	Donovan McNabb (9/23/07 vs. Lions)	158.3
4.	Donovan McNabb (10/11/09 vs. Buccaneers)	157.2
5.	Randall Cunningham (9/13/92 at Cardinals)	156.6

TOUCHDOWNS

Rk	Player	TD
1t.	Nick Foles (11/3/13 at Raiders)	***7***
	Adrian Burk (10/17/54 at Washington)	***7***
3t.	Donovan McNabb (9/18/05 vs. 49ers)	5
	Donovan McNabb (12/5/04 vs. Packers)	5
	Randall Cunningham (9/17/89 at Washington)	5
	Norm Snead (9/28/69 vs. Steelers)	5
	Sonny Jurgensen (12/16/62 at Cardinals)	5
	Sonny Jurgensen (11/26/61 vs. Cowboys)	5
	Adrian Burk (11/28/54 vs. Washington)	5

NFL Record (tied)

400+ PASSING YARDS

400+ YARD PASSING GAMES, Career

Rk	Player	Games
1.	Nick Foles (2012-14, '17-18)	4
2t.	Michael Vick (2009-13)	3
	Randall Cunningham (1985-95)	3
	Sonny Jurgensen (1957-63)	3
5.	Donovan McNabb (1999-2009)	2

Includes playoff games

400+ YARD PASSING GAMES, Season

Rk	Player	Games
1t.	Nick Foles (2013)	2
	Randall Cunningham (1989)	2
	Sonny Jurgensen (1961)	2

Regular season only

300+ PASSING YARDS

300+ YARD PASSING GAMES, Career

Rk	Player	Games
1.	Donovan McNabb (1999-2009)	30
2.	Carson Wentz (2016-20)	19
3.	**Jalen Hurts (2020-)**	**15**
4.	Randall Cunningham (1985-95)	13
5t.	Nick Foles (2012-14, '17-18)	12
	Ron Jaworski (1977-86)	12

Includes playoff games

300+ YARD PASSING GAMES, Season

Rk	Player	Games
1t.	Carson Wentz (2019)	5
	Carson Wentz (2018)	5
	Sam Bradford (2015)	5
	Donovan McNabb (2004)	5
	Sonny Jurgensen (1961)	5

Regular season only

CONSECUTIVE 300+ YARD PASSING GAMES

Rk	Player	Games
1t.	Sam Bradford (2015)	3
	Nick Foles (2014)	3
	Mark Sanchez (2014)	3
	Michael Vick (2011-12)	3
	Donovan McNabb (2005)	3

Regular season only

300+ YARD PASSING GAMES (TDs/INTs)

10/19/25	**Jalen Hurts at Vikings (W)**	**326 (3/0)**
09/22/24	**Jalen Hurts at Saints (W)**	**311 (0/1)**
12/25/23	**Jalen Hurts at Giants (W)**	**301 (1/1)**
10/29/23	**Jalen Hurts at Commanders (W)**	**319 (4/0)**
10/08/23	**Jalen Hurts vs. Rams (W)**	**303 (1/1)**
10/01/23	**Jalen Hurts vs. Commanders (W)**	**319 (2/0)**
02/12/23	***Jalen Hurts vs. Chiefs (L)***	***304 (1/0)***
12/24/22	Gardner Minshew at Cowboys (L)	355 (2/2)
12/18/22	**Jalen Hurts at Bears (W)**	**315 (0/2)**
12/4/22	**Jalen Hurts vs. Titans (W)**	**380 (3/0)**
09/25/22	**Jalen Hurts at Commanders (W)**	**340 (3/0)**
09/19/22	**Jalen Hurts vs. Vikings (W)**	**333 (1/1)**
10/03/21	**Jalen Hurts vs. Chiefs (L)**	**387 (2/0)**
09/27/21	**Jalen Hurts at Cowboys (L)**	**326 (2/2)**
12/27/20	**Jalen Hurts at Cowboys (L)**	**342 (1/2)**
12/20/20	**Jalen Hurts at Cardinals (L)**	**338 (3/0)**
10/22/20	Carson Wentz vs. Giants (W)	359 (2/1)
12/22/19	Carson Wentz vs. Cowboys (W)	319 (1/0)
12/09/19	Carson Wentz vs. Giants (W)	325 (2/0)
12/01/19	Carson Wentz at Dolphins (L)	310 (3/1)
10/13/19	Carson Wentz at Vikings (L)	306 (2/1)
09/08/19	Carson Wentz vs. Washington (W)	313 (3/0)
12/23/18	Nick Foles vs. Texans (W)	471 (4/1)
12/03/18	Carson Wentz vs. Washington (W)	306 (2/1)
11/11/18	Carson Wentz vs. Cowboys (L)	360 (2/1)
10/21/18	Carson Wentz vs. Panthers (L)	310 (2/0)
10/07/18	Carson Wentz vs. Vikings (L)	311 (2/0)
09/30/18	Carson Wentz at Titans (L)	348 (2/0)
09/16/18	Nick Foles at Buccaneers (L)	334 (1/0)
02/04/18	*Nick Foles at Patriots (W)*	*373 (3/1)*
01/21/18	*Nick Foles vs. Vikings (W)*	*352 (3/0)*
12/03/17	Carson Wentz at Seahawks (L)	348 (1/1)
10/08/17	Carson Wentz vs. Cardinals (W)	304 (4/1)
09/17/17	Carson Wentz at Chiefs (L)	333 (2/1)
09/10/17	Carson Wentz at Washington (W)	307 (2/1)
12/11/16	Carson Wentz* vs. Washington (L)	314 (1/1)
12/04/16	Carson Wentz* at Bengals (L)	308 (1/3)
11/06/16	Carson Wentz* at Giants (L)	364 (0/2)
09/25/16	Carson Wentz* vs. Steelers (W)	301 (2/0)
01/03/16	Sam Bradford at Giants (W)	320 (2/1)
12/26/15	Sam Bradford vs. Washington (L)	380 (1/0)
12/20/15	Sam Bradford vs. Cardinals (L)	361 (2/2)
10/11/15	Sam Bradford vs. Saints (W)	333 (2/2)
09/14/15	Sam Bradford at Falcons (L)	336 (1/2)
12/20/14	Mark Sanchez at Washington (L)	374 (2/1)
11/23/14	Mark Sanchez vs. Titans (W)	307 (1/2)
11/16/14	Mark Sanchez at Packers (L)	346 (2/2)
11/10/14	Mark Sanchez vs. Panthers (W)	332 (2/0)
10/26/14	Nick Foles at Cardinals (L)	411 (2/2)
09/21/14	Nick Foles vs. Washington (W)	325 (3/0)
09/15/14	Nick Foles at Colts (W)	331 (1/1)
09/07/14	Nick Foles vs. Jaguars (W)	322 (2/1)
12/15/13	Nick Foles at Vikings (L)	428 (3/1)
11/03/13	Nick Foles at Raiders (W)	406 (7/0)
09/15/13	Michael Vick vs. Chargers (L)	428 (2/0)
12/23/12	Nick Foles* vs. Washington (L)	345 (1/1)
12/09/12	Nick Foles* at Buccaneers (W)	381 (2/0)
10/14/12	Michael Vick vs. Lions (L)	311 (2/2)
09/16/12	Michael Vick vs. Ravens (W)	371 (1/2)
09/09/12	Michael Vick at Browns (W)	317 (2/4)
01/01/12	Michael Vick vs. Washington (W)	335 (3/1)
11/27/11	Vince Young vs. Patriots (L)	400 (1/1)
10/09/11	Michael Vick at Bills (L)	315 (2/4)
10/02/11	Michael Vick vs. 49ers (L)	416 (2/1)
12/02/10	Michael Vick vs. Texans (W)	302 (2/1)
11/28/10	Michael Vick at Bears (L)	333 (2/1)
11/15/10	Michael Vick at Washington (W)	333 (4/0)
10/17/10	Kevin Kolb vs. Falcons (W)	326 (3/1)
12/27/09	Donovan McNabb vs. Broncos (W)	322 (3/1)
12/20/09	Donovan McNabb vs. 49ers (W)	306 (1/2)
11/15/09	Donovan McNabb at Chargers (L)	450 (2/1)
09/27/09	Kevin Kolb vs. Chiefs (W)	327 (2/0)
09/20/09	Kevin Kolb vs. Saints (L) - first NFL start	391 (2/3)
01/18/09	*Donovan McNabb at Cardinals (L)*	*375 (3/1)*
01/04/09	*Donovan McNabb at Vikings (W)*	*300 (1/1)*
11/16/08	Donovan McNabb at Bengals (T)	339 (1/3)
11/02/08	Donovan McNabb at Seahawks (W)	349 (2/1)
09/07/08	Donovan McNabb vs. Rams (W)	361 (3/0)
12/30/07	Donovan McNabb vs. Bills (W)	345 (1/1)
11/25/07	A.J. Feeley at Patriots (L)	345 (3/3)
10/28/07	Donovan McNabb at Vikings (W)	333 (1/0)
09/23/07	Donovan McNabb vs. Lions (W)	381 (4/0)
12/31/06	A.J. Feeley vs. Falcons (W)	321 (3/0)
12/04/06	Jeff Garcia vs. Panthers (W)	312 (3/0)
10/22/06	Donovan McNabb at Buccaneers (L)	302 (3/3)
10/08/06	Donovan McNabb vs. Cowboys (W)	354 (2/0)
09/17/06	Donovan McNabb vs. Giants (L)	350 (2/0)
09/10/06	Donovan McNabb at Texans (W)	314 (3/1)
11/06/05	Donovan McNabb at Washington (L)	304 (1/1)
10/02/05	Donovan McNabb at Chiefs (W)	369 (3/1)
09/25/05	Donovan McNabb vs. Raiders (W)	365 (2/1)
09/18/05	Donovan McNabb vs. 49ers (W)	342 (5/0)
02/06/05	*Donovan McNabb vs. Patriots (L)*	*357 (3/3)*
12/05/04	Donovan McNabb vs. Packers (W)	464 (5/0)
11/15/04	Donovan McNabb at Cowboys (W)	345 (4/0)
10/24/04	Donovan McNabb at Browns (W)	376 (4/1)
09/26/04	Donovan McNabb at Lions (W)	356 (2/0)
09/12/04	Donovan McNabb vs. Giants (W)	330 (4/0)
11/16/03	Donovan McNabb vs. Giants (W)	314 (2/0)
11/02/03	Donovan McNabb at Falcons (W)	312 (1/0)
09/09/01	Donovan McNabb vs. Rams (L)	312 (2/1)
12/10/00	Donovan McNabb at Browns (W)	390 (4/0)
10/01/00	Donovan McNabb vs. Falcons (W)	311 (2/1)
11/30/97	Bobby Hoying vs. Bengals (W)	313 (4/1)
11/24/96	Ty Detmer at Cardinals (L)	322 (0/1)
11/10/96	Ty Detmer vs. Bills (L)	315 (2/1)
10/27/96	Ty Detmer vs. Panthers (W)	342 (1/1)
12/24/94	Bubby Brister at Bengals (L)	325 (1/0)
12/04/94	Randall Cunningham vs. Cowboys (L)	327 (2/1)
10/24/94	Randall Cunningham vs. Oilers (W)	310 (2/1)
09/12/94	Randall Cunningham vs. Bears (W)	311 (3/0)
09/04/94	Randall Cunningham at Giants (L)	344 (2/0)
01/03/94	Bubby Brister at 49ers (W)	350 (3/1)
09/19/93	Randall Cunningham vs. Washington (W)	360 (3/2)
12/13/92	Randall Cunningham at Seahawks (W)	365 (0/1)
11/10/91	Jim McMahon at Browns (W)	341 (3/1)
12/18/89	Randall Cunningham at Saints (L)	306 (2/2)
10/02/89	Randall Cunningham at Bears (L)	401 (1/4)
09/17/89	Randall Cunningham at Washington (W)	447 (5/1)
12/31/88	*Randall Cunningham at Bears (L)*	*407 (0/3)*
11/06/88	Randall Cunningham vs. Rams (W)	323 (3/0)
10/10/88	Randall Cunningham vs. Giants (W)	369 (3/0)
11/29/87	Randall Cunningham at Patriots (W)	314 (2/1)
10/11/87	Scott Tinsley at Cowboys (L)	338 (3/0)
12/15/85	Ron Jaworski at Chargers (L)	334 (1/3)
12/01/85	Ron Jaworski vs. Vikings (L)	320 (2/1)

300+ YARD PASSING GAMES (TDs/INTs)

11/03/85	Ron Jaworski at 49ers (L)	394 (1/3)
10/20/85	Ron Jaworski vs. Cowboys (W)	380 (1/0)
12/16/84	Joe Pisarcik at Falcons (L)	334 (1/0)
10/28/84	Ron Jaworski vs. Caridnals (L)	340 (2/3)
11/27/83	Ron Jaworski at Washington (L)	333 (3/1)
09/11/83	Ron Jaworski vs. Washington (L)	326 (1/2)
09/19/82	Ron Jaworski at Browns (W)	334 (2/1)
09/12/82	Ron Jaworski vs. Washington (L)	371 (2/0)
10/18/81	Ron Jaworski at Vikings (L)	330 (2/2)
12/21/80	Ron Jaworski at Cowboys (L)	331 (1/0)
11/09/80	Ron Jaworski at Saints (W)	323 (3/0)
12/16/73	Roman Gabriel at Washington (L)	302 (1/1)
12/02/73	Roman Gabriel at 49ers (L)	322 (2/1)
10/14/73	Roman Gabriel at Cardinals (W)	379 (3/0)
09/19/71	Pete Liske at Bengals (L)	301 (2/3)
09/28/69	Norm Snead vs. Steelers (W)	335 (5/1)
11/19/67	Norm Snead vs. Saints (W)	309 (4/2)
10/22/67	Norm Snead at Cardinals (L)	321 (2/2)
09/17/67	Norm Snead vs. Washington (W)	301 (2/0)
12/05/65	Norm Snead vs. Cowboys (L)	320 (0/1)
11/14/65	Norm Snead vs. Washington (W)	311 (0/1)
11/07/65	Norm Snead at Browns (L)	362 (3/2)
10/17/65	King Hill at Giants (L)	321 (3/4)
12/13/64	Norm Snead at Cardinals (L)	301 (3/2)
10/13/63	Sonny Jurgensen at Washington (W)	315 (4/2)
09/15/63	Sonny Jurgensen vs. Steelers (T)	322 (3/2)
12/16/62	Sonny Jurgensen at Cardinals (L)	419 (5/3)
11/25/62	Sonny Jurgensen vs. Cowboys (W)	342 (1/2)
09/23/62	Sonny Jurgensen vs. Giants (L)	396 (1/3)
12/17/61	Sonny Jurgensen at Lions (W)	403 (3/2)
12/10/61	Sonny Jurgensen vs. Giants (L)	367 (3/2)
11/26/61	Sonny Jurgensen vs. Cowboys (W)	351 (5/2)
10/29/61	Sonny Jurgensen at Washington (W)	436 (3/2)
10/01/61	Sonny Jurgensen vs. Cardinals (L)	399 (3/2)
11/16/58	Norm Van Brocklin vs. Cardinals (W)	318 (2/1)
10/01/55	Bobby Thomason vs. Washington (L)	349 (4/0)
11/28/54	Adrian Burk vs. Washington (W)	345 (5/1)
12/13/53	Bobby Thomason vs. Browns (W)	331 (3/0)
11/15/53	Bobby Thomason vs. Colts (W)	329 (3/5)
11/08/53	Bobby Thomason vs. Giants (W)	437 (4/1)
12/01/40	Davey O'Brien at Washington (L)	316 (1/0)

* Rookie | *Playoff Game*



DONOVAN McNABB



CARSON WENTZ

RUSHING YARDS

Rk	Player	G	Att	Yds	Avg	Lg	TD
1.	LeSean McCoy (2009-14)	90	1,461	6,792	4.6	66t	44
2.	Wilbert Montgomery (1977-84)	100	1,465	6,538	4.5	90t	45
3.	Brian Westbrook (2002-09)	107	1,308	5,995	4.6	71t	37
4.	Steve Van Buren (1944-51)	83	1,320	5,860	4.4	70t	69
5.	Duce Staley (1997-2003)	98	1,200	4,807	4.0	64t	22
6.	Randall Cunningham (QB) (1985-95)	122	677	4,482	6.6	52t	32
7.	Ricky Watters (1995-97)	48	975	3,794	3.9	57	31
8.	Miles Sanders (2019-22)	57	739	3,708	5.0	82t	20
9.	Timmy Brown (1960-67)	96	850	3,703	4.4	61t	29
10.	**Jalen Hurts (QB) (2020-)**	**98**	**802**	**3,661**	**4.6**	**42**	**64**
11.	Tom Woodeshick (1963-71)	111	831	3,563	4.3	57t	21
12.	**Saquon Barkley (2024-)**	**39**	**694**	**3,441**	**5.0**	**72t**	**23**
13.	Donovan McNabb (QB) (1999-2009)	148	573	3,249	5.7	54	28
14.	Tom Sullivan (1972-77)	80	871	3,135	3.6	37	17
15.	Clarence Peaks (1957-63)	83	786	2,927	3.7	57	19
16.	Keith Byars (1986-92)	105	750	2,672	3.6	52	17
17.	Billy Barnes (1957-61)	60	689	2,391	3.5	70t	20
18.	Herschel Walker (1992-94)	48	554	2,344	4.2	91t	14
19.	Anthony Toney (FB) (1986-90)	67	639	2,294	3.6	44	14
20.	Charlie Garner (1994-98)	66	495	2,261	4.6	55t	17

ATTEMPTS

Rk	Player	Att
1.	Wilbert Montgomery (1977-84)	1,465
2.	LeSean McCoy (2009-14)	1,461
3.	Steve Van Buren (1944-51)	1,320
4.	Brian Westbrook (2002-09)	1,308
5.	Duce Staley (1997-2003)	1,200
6.	Ricky Watters (1995-97)	975
7.	Tom Sullivan (1972-77)	871
8.	Timmy Brown (1960-67)	850
9.	Tom Woodeshick (1963-71)	831
10.	**Jalen Hurts (2020-)**	**802**

RUSHING AVERAGE

Rk	Player	Avg
1.	Randall Cunningham (QB) (1985-95)	6.6
2.	Donovan McNabb (QB) (1999-2009)	5.7
3t.	**Saquon Barkley (2024-)**	**5.0**
	Miles Sanders (2019-22)	5.0
5.	LeSean McCoy (2009-14)	4.7
6t.	**Jalen Hurts (QB) (2020-)**	**4.6**
	Brian Westbrook (2002-09)	4.6
	Charlie Garner (1994-98)	4.6
9t.	Correll Buckhalter (2001-08)	4.5
	Wilbert Montgomery (1977-84)	4.5

TOUCHDOWNS

Rk	Player	TD
1.	Steve Van Buren (1944-51)	69
2.	**Jalen Hurts (QB) (2020-)**	**64**
3.	Wilbert Montgomery (1977-84)	45
4.	LeSean McCoy (2009-14)	44
5.	Brian Westbrook (2002-09)	37
6.	Randall Cunningham (QB) (1985-95)	32
7.	Ricky Watters (1995-97)	31
8.	Timmy Brown (1960-67)	29
9.	Donovan McNabb (QB) (1999-2009)	28
10.	**Saquon Barkley (2024-)**	**23**



LESEAN MCCOY



STEVE VAN BUREN

RUSHING YARDS

Rk	Player	Att	Yds	Avg	Lg	TD
1.	**Saquon Barkley (2024)**	***345***	***2,005***	**5.8**	**72t**	**13**
2.	LeSean McCoy (2013)	***314***	***1,607***	5.1	57t	9
3.	Wilbert Montgomery (1979)	338	1,512	4.5	62t	9
4.	Ricky Watters (1996)	***353***	1,411	4.0	56t	13
5.	Wilbert Montgomery (1981)	286	1,402	4.9	41	8
6.	Brian Westbrook (2007)	278	1,333	4.8	36	7
7.	LeSean McCoy (2014)	312	1,319	4.2	53	5
8.	LeSean McCoy (2011)	273	1,309	4.8	60	***17***
9t.	Duce Staley (1999)	325	1,273	3.9	29	4
	Ricky Watters (1995)	337	1,273	3.8	57	11
11.	Miles Sanders (2022)	259	1,269	4.9	40t	11
12.	Wilbert Montgomery (1978)	259	1,220	4.7	47	9
13.	Brian Westbrook (2006)	240	1,217	5.1	71t	7
14.	Steve Van Buren (1949)	***263***	***1,146***	4.4	41	***11***
15.	**Saquon Barkley (2025)**	**280**	**1,140**	**4.1**	**65**	**7**
16.	Ricky Watters (1997)	285	1,110	3.9	28	7
17.	LeSean McCoy (2010)	207	1,080	5.2	62	7
18.	Herschel Walker (1992)	267	1,070	4.0	38	8
19.	Duce Staley (1998)	258	1,065	4.1	64t	5
20.	D'Andre Swift (2023)	229	1,049	4.6	43	5

Led NFL Led Conference

ATTEMPTS

Rk	Player	Att
1.	Ricky Watters (1996)	353
2.	**Saquon Barkley (2024)**	**345**
3.	Wilbert Montgomery (1979)	338
4.	Ricky Watters (1995)	337
5.	Duce Staley (1999)	325

TOUCHDOWNS

Rk	Player	TD
1.	LeSean McCoy (2011)	17
2t.	**Jalen Hurts (QB) (2023)**	**15**
	Steve Van Buren (1945)	15
4.	**Jalen Hurts (QB) (2024)**	**14**
5t.	**Saquon Barkley (2024)**	**13**
	Jalen Hurts (QB) (2022)	**13**
	Ricky Watters (1996)	13
	Steve Van Buren (1947)	13
9t.	Miles Sanders (2022)	11
	Ricky Watters (1995)	11
	Tom Sullivan (1974)	11
	Steve Van Buren (1949)	11
13t.	**Jalen Hurts (QB) (2021)**	**10**
	Steve Van Buren (1948)	10



WILBERT MONTGOMERY

LONGEST RUSHING PLAYS

Rk	Player	Yds
1.	Herschel Walker (11/27/94 at Falcons)	91t
2.	Wilbert Montgomery (12/19/82 vs. Oilers)	90t
3.	Brian Mitchell (10/1/00 vs. Falcons)	85t
4.	Miles Sanders (12/13/20 vs. Saints)	82t
5.	Swede Hanson (9/16/34 at Packers)	81t
6.	Leroy Harris (11/25/79 at Packers)	80
7.	Bosh Pritchard (10/23/49 vs. Washington)	77t
8t.	Miles Sanders (10/18/20 vs. Ravens)	74
	Miles Sanders (10/11/20 at Steelers)	74t
	Herman Hunter (11/24/85 at Cowboys)	74t

CONSECUTIVE GAMES WITH RUSHING TOUCHDOWN

Rk	Player	Games
1.	Steve Van Buren (1947)	8
2.	Ricky Watters (1995)	6
3t.	**Jalen Hurts (QB) (2024)**	**5**
	LeSean McCoy (2011)	5
	Steve Van Buren (1948)	5
6t.	**Many times, last: Jalen Hurts (QB) (2024)**	**4**



SAQUON BARKLEY

RUSHING YARDS

Rk	Player	Yds
1.	**Saquon Barkley (11/24/24 at Rams)**	**255**
2.	LeSean McCoy (12/8/13 vs. Lions)	217
3.	Steve Van Buren (11/27/49 vs. Steelers)	205
4.	Duce Staley (9/3/00 at Cowboys)	201
5.	Wilbert Montgomery (11/4/79 vs. Browns)	197
6.	Steve Van Buren (12/18/49 at Rams)	196
7.	Wilbert Montgomery (1/11/81 vs. Cowboys)	194
8.	Swede Hanson (11/6/34 vs. Reds)	190
9.	Timmy Brown (11/7/65 at Browns)	186
10.	LeSean McCoy (10/30/11 vs. Cowboys)	185

ATTEMPTS

Rk	Player	Att
1t.	Heath Sherman (10/6/91 at Buccaneers)	35
	Heath Sherman (11/12/90 vs. Washington)	35
	Steve Van Buren (11/20/49 vs. Bulldogs)	35
4.	Earnest Jackson (11/17/85 at Cardinals)	34
5t.	Brian Westbrook (12/7/08 at Giants)	33
	Ricky Watters (12/10/95 vs. Cowboys)	33
	Steve Van Buren (10/3/49 at Lions)	33



BRIAN WESTBROOK



DUCE STALEY

TOUCHDOWNS

Rk	Player	TD
1t.	**Jalen Hurts (QB) (10/27/24 at Bengals)**	**3**
	Jalen Hurts (QB) (12/18/22 at Bears)	**3**
	Jalen Hurts (QB) (11/21/21 vs. Saints)	**3**
	Boston Scott (12/29/19 at Giants)	3
	LeSean McCoy (12/18/11 vs. Jets)	3
	LeSean McCoy (9/19/10 at Lions)	3
	Charlie Garner (10/8/95 vs. Washington)	3
	Wilbert Montgomery (12/19/82 vs. Oilers)	3
	Wilbert Montgomery (10/7/79 vs. Washington)	3
	Wilbert Montgomery (9/10/78 at Washington)	3
	Tom Sullivan (10/13/74 vs. Giants)	3
	Clarence Peaks (11/16/58 vs. Cardinals)	3
	Steve Van Buren (10/17/48 at Washington)	3
	Steve Van Buren (12/14/47 vs. Packers)	3
	Steve Van Buren (12/9/45 vs. Yanks)	3

200+ RUSHING YARDS

200+ YARD RUSHING GAMES, Career

Rk	Player	Games
1t.	**Saquon Barkley (2024-)**	**1**
	LeSean McCoy (2009-14)	1
	Duce Staley (1997-2003)	1
	Steve Van Buren (1944-51)	1

100+ RUSHING YARDS

100+ YARD RUSHING GAMES, Career

Rk	Player	Games
1.	Wilbert Montgomery (1977-84)	26
2.	LeSean McCoy (2009-14)	23
3.	Brian Westbrook (2002-09)	20
4.	Steve Van Buren (1944-51)	19
5.	**Saquon Barkley (2024-)**	**18**

Includes playoff games

100+ YARD RUSHING GAMES, Season

Rk	Player	Games
1.	**Saquon Barkley (2024)**	**11**
2.	Wilbert Montgomery (1981)	8
3t.	LeSean McCoy (2013)	7
	Wilbert Montgomery (1979)	7
5t.	LeSean McCoy (2011)	6
	Brian Westbrook (2007)	6
	Brian Westbrook (2006)	6
	Ricky Watters (1996)	6
	Wilbert Montgomery (1978)	6

Regular season only

CONSECUTIVE 100+ YARD RUSHING GAMES

Rk	Player	Games
1t.	**Saquon Barkley (2024)**	**4**
	Steve Van Buren (1948)	4
3t.	Brian Westbrook (2006)	3
	Wilbert Montgomery (1981)	3
	Wilbert Montgomery (1979)	3
	Wilbert Montgomery (1978)	3

Regular season only

100+ YARD RUSHING GAMES (TDs)

01/11/26	*Saquon Barkley vs. 49ers (L)*	*106 (0)*
12/20/25	**Saquon Barkley at Commanders (W)**	**132 (1)**
12/08/25	**Saquon Barkley at Chargers (L)**	**122 (1)**
10/26/25	**Saquon Barkley vs. Giants (W)**	**150 (1)**
10/26/25	**Tank Bigsby vs. Giants (W)**	**104 (0)**
01/26/25	*Saquon Barkley vs. Commanders (W)*	*118 (3)*
01/19/25	*Saquon Barkley vs. Rams (W)*	*205 (2)*
01/12/25	*Saquon Barkley vs. Packers (W)*	*119 (0)*
12/29/24	**Saquon Barkley vs. Cowboys (W)**	**167 (0)**
12/22/24	**Saquon Barkley at Commanders (L)**	**150 (2)**
12/08/24	**Saquon Barkley vs. Panthers (W)**	**124 (0)**
12/01/24	**Saquon Barkley at Ravens (W)**	**107 (1)**
11/24/24	**Saquon Barkley at Rams (W)**	**255 (2)**
11/14/24	**Saquon Barkley vs. Commanders (W)**	**146 (2)**
11/03/24	**Saquon Barkley vs. Jaguars (W)**	**159 (1)**
10/27/24	**Saquon Barkley at Bengals (W)**	**108 (0)**
10/20/24	**Saquon Barkley at Giants (W)**	**176 (1)**
09/22/24	**Saquon Barkley at Saints (W)**	**147 (2)**
09/06/24	**Saquon Barkley vs. Packers (W)**	**109 (2)**
09/25/23	D'Andre Swift at Buccaneers (W)	130 (0)
09/14/23	D'Andre Swift vs. Vikings (W)	175 (1)
01/21/23	*Kenneth Gainwell vs. Giants (W)*	*112 (1)*
12/11/22	Miles Sanders at Giants (W)	144 (2)
11/27/22	**Jalen Hurts vs. Packers (W)**	**157 (0)**
	Miles Sanders vs. Packers (W)	143 (2)
10/02/22	Miles Sanders vs. Jaguars (W)	134 (2)
12/21/21	Miles Sanders vs. Washington (W)	131 (0)
12/05/21	Miles Sanders at Jets (W)	120 (0)
12/13/20	**Jalen Hurts* (QB) vs. Saints (W)**	**106 (0)**
	Miles Sanders vs. Saints (W)	115 (2)
10/18/20	Miles Sanders vs. Ravens (L)	118 (0)
12/15/19	Miles Sanders* at Washington (W)	122 (1)
10/01/17	LeGarrette Blount at Chargers (W)	136 (0)
12/18/16	Ryan Mathews at Ravens (L)	128 (1)
11/13/16	Ryan Mathews vs. Falcons (W)	109 (2)
10/19/15	DeMarco Murray vs. Giants (W)	112 (1)
09/27/15	Ryan Mathews at Jets (W)	108 (0)
11/27/14	LeSean McCoy at Cowboys (W)	159 (1)
11/23/14	LeSean McCoy vs. Titans (W)	130 (1)
11/02/14	LeSean McCoy at Texans (W)	117 (0)
10/12/14	LeSean McCoy vs. Giants (W)	149 (0)
12/29/13	LeSean McCoy at Cowboys (W)	131 (0)
12/22/13	Bryce Brown vs. Bears (W)	115 (1)
	LeSean McCoy vs. Bears (W)	133 (2)
12/08/13	LeSean McCoy vs. Lions (W)	217 (2)
11/10/13	LeSean McCoy at Packers (W)	155 (0)
10/13/13	LeSean McCoy at Buccaneers (W)	116 (0)
09/19/13	LeSean McCoy vs. Chiefs (L)	158 (1)
09/09/13	LeSean McCoy at Washington (W)	184 (1)
12/02/12	Bryce Brown* at Cowboys (L)	169 (2)
11/26/12	Bryce Brown* vs. Panthers (L)	178 (2)
11/05/12	LeSean McCoy at Saints (L)	119 (0)
09/30/12	LeSean McCoy vs. Giants (W)	123 (0)
09/09/12	LeSean McCoy at Browns (W)	110 (0)
12/18/11	LeSean McCoy vs. Jets (W)	102 (3)
11/20/11	LeSean McCoy at Giants (W)	113 (0)
10/30/11	LeSean McCoy vs. Cowboys (W)	185 (2)
10/16/11	LeSean McCoy at Washington (W)	126 (1)
09/25/11	LeSean McCoy vs. Giants (L)	128 (1)
09/11/11	LeSean McCoy at Rams (W)	122 (1)
12/19/10	Michael Vick (QB) at Giants (W)	130 (1)
12/12/10	LeSean McCoy at Cowboys (W)	149 (0)
11/21/10	LeSean McCoy vs. Giants (W)	111 (1)
11/15/10	Jerome Harrison at Washington (W)	109 (1)
09/19/10	LeSean McCoy at Lions (W)	120 (3)
09/12/10	Michael Vick (QB) vs. Packers (L)	103 (0)
12/07/08	Brian Westbrook at Giants (W)	131 (1)
11/27/08	Brian Westbrook vs. Cardinals (W)	110 (2)
10/26/08	Brian Westbrook vs. Falcons (W)	167 (2)
12/23/07	Brian Westbrook at Saints (W)	100 (0)
12/09/07	Brian Westbrook vs. Giants (L)	116 (0)
11/18/07	Brian Westbrook vs. Dolphins (W)	148 (0)
11/11/07	Brian Westbrook at Washington (W)	100 (1)
10/14/07	Brian Westbrook at Jets (W)	120 (0)
09/30/07	Correll Buckhalter at Giants (L)	103 (0)
09/23/07	Brian Westbrook vs. Lions (W)	110 (2)
01/13/07	*Brian Westbrook at Saints (L)*	*116 (2)*
01/07/07	*Brian Westbrook vs. Giants (W)*	*141 (1)*
12/25/06	Brian Westbrook at Cowboys (W)	122 (0)
11/26/06	Brian Westbrook at Colts (L)	124 (1)
11/19/06	Brian Westbrook vs. Titans (L)	102 (0)
11/12/06	Brian Westbrook vs. Washington (W)	113 (0)
10/22/06	Brian Westbrook at Buccaneers (L)	101 (0)
09/24/06	Brian Westbrook at 49ers (W)	117 (2)
12/11/05	Ryan Moats* vs. Giants (L) (OT)	114 (2)
11/27/05	Brian Westbrook vs. Packers (W)	120 (1)
10/03/04	Brian Westbrook at Bears (W)	119 (0)
09/12/04	Brian Westbrook vs. Giants (W)	119 (0)
01/11/04	Donovan McNabb (QB) vs. Packers (W)	107 (0)
12/07/03	Correll Buckhalter vs. Cowboys (W)	115 (1)
10/26/03	Correll Buckhalter vs. Jets (W)	100 (2)
12/08/02	Duce Staley at Seahawks (W)	100 (1)
11/17/02	Duce Staley vs. Cardinals (W)	135 (0)
10/28/02	Donovan McNabb (QB) vs. Giants (W)	107 (1)
	Duce Staley vs. Giants (W)	126 (0)
10/20/02	Duce Staley vs. Buccaneers (W)	152 (0)
10/06/02	Donovan McNabb (QB) at Jaguars (L)	100 (1)
11/18/01	Duce Staley at Cowboys (W)	102 (0)
11/11/01	Duce Staley vs. Vikings (W)	146 (1)
10/07/01	Correll Buckhalter* vs. Cardinals (L)	134 (0)
11/26/00	Donovan McNabb (QB) at Washington (W)	125 (1)
10/01/00	Brian Mitchell vs. Falcons (W)	105 (1)
09/03/00	Duce Staley at Cowboys (W)	201 (1)
11/14/99	Duce Staley vs. Washington (W)	122 (1)
11/07/99	Duce Staley at Panthers (L)	140 (1)
10/17/99	Duce Staley at Bears (W)	101 (0)
10/10/99	Duce Staley vs. Cowboys (W)	110 (0)
09/12/99	Duce Staley vs. Cardinals (L)	111 (1)
12/13/98	Duce Staley vs. Cardinals (L)	141 (1)
11/08/98	Charlie Garner vs. Lions (W)	129 (1)
12/21/97	Charlie Garner at Washington (L)	115 (2)
10/05/97	Ricky Watters vs. Washington (W)	104 (2)
09/15/97	Ricky Watters at Cowboys (L)	106 (0)
12/01/96	Ricky Watters vs. Giants (W)	104 (0)
11/03/96	Ricky Watters at Cowboys (W)	116 (1)
10/20/96	Ricky Watters vs. Dolphins (W)	173 (1)
10/13/96	Ricky Watters at Giants (W)	110 (0)
09/22/96	Ricky Watters at Falcons (W)	121 (2)
09/15/96	Ricky Watters vs. Lions (W)	153 (1)
12/10/95	Ricky Watters vs. Cowboys (W)	112 (1)
11/26/95	Ricky Watters at Washington (W)	124 (2)
10/15/95	Ricky Watters at Giants (W)	122 (1)
10/08/95	Charlie Garner vs. Washington (W)	120 (3)
	Ricky Watters vs. Washington (W)	139 (0)
10/09/94	Charlie Garner* vs. Washington (W)	122 (0)
10/02/94	Charlie Garner* at 49ers (W) - NFL debut	111 (2)

100+ YARD RUSHING GAMES (TDs)

01/03/93	*Heath Sherman at Saints (W)*	*105 (1)*
12/27/92	Herschel Walker vs. Giants (W)	104 (0)
12/13/92	Herschel Walker at Seahawks (W)	111 (1)
12/06/92	Randall Cunningham (QB) vs. Vikings (W)	121 (2)
11/22/92	Heath Sherman at Giants (W)	109 (1)
10/25/92	Herschel Walker vs. Cardinals (W)	112 (0)
09/13/92	Herschel Walker at Cardinals (W)	115 (0)
09/06/92	Herschel Walker vs. Saints (W)	112 (0)
11/23/90	Heath Sherman vs. Washington (W)	124 (0)
11/04/90	Randall Cunningham (QB) vs. Patriots (W)	124 (1)
	Heath Sherman vs. Patriots (W)	113 (0)
09/23/90	Anthony Toney at Rams (W)	103 (0)
12/27/87	Keith Byars vs. Bills (W)	102 (0)
11/29/87	Anthony Toney at Patriots (W)	123 (1)
12/07/86	Keith Byars* vs. Cardinals (T) (OT)	127 (0)
11/16/86	Randall Cunningham (QB) vs. Lions (L)	110 (0)
12/22/85	Earnest Jackson at Vikings (W)	106 (2)
11/17/85	Earnest Jackson at Cardinals (W)	162 (1)
10/13/85	Earnest Jackson vs. Cardinals (W)	103 (0)
12/09/84	Wilbert Montgomery vs. Patriots (W)	100 (1)
12/19/82	Wilbert Montgomery vs. Oilers (W)	147 (3)
12/20/81	Wilbert Montgomery vs. Cardinals (W)	108 (1)
12/06/81	Wilbert Montgomery at Washington (L)	116 (0)
11/22/81	Wilbert Montgomery vs. Giants (L)	102 (0)
11/15/81	Wilbert Montgomery vs. Colts (W)	115 (0)
11/08/81	Wilbert Montgomery at Cardinals (W)	118 (0)
10/25/81	Wilbert Montgomery vs. Buccaneers (W)	119 (1)
09/17/81	Wilbert Montgomery at Bills (W)	125 (0)
09/13/81	Wilbert Montgomery vs. Patriots (W)	137 (0)
01/11/81	*Wilbert Montgomery vs. Cowboys (W)*	*194 (1)*
09/14/80	Wilbert Montgomery at Vikings (W)	169 (2)
12/02/79	Wilbert Montgomery vs. Lions (W)	108 (1)
11/25/79	Leroy Harris at Packers (W)	137 (0)
11/18/79	Wilbert Montgomery vs. Cardinals (W)	118 (0)
11/12/79	Wilbert Montgomery at Cowboys (W)	127 (1)
11/04/79	Wilbert Montgomery vs. Browns (L)	197 (1)
10/14/79	Wilbert Montgomery at Cardinals (W)	117 (1)
10/07/79	Wilbert Montgomery vs. Washington (W)	127 (3)
09/23/79	Wilbert Montgomery at Giants (W)	126 (0)
12/17/78	Mike Hogan vs. Giants (W)	100 (0)
	Wilbert Montgomery vs. Giants (W)	130 (2)
12/03/78	Wilbert Montgomery at Vikings (L)	115 (1)
10/15/78	Wilbert Montgomery vs. Washington (W)	125 (1)
10/01/78	Wilbert Montgomery at Colts (W)	144 (1)
09/24/78	Wilbert Montgomery vs. Dolphins (W)	111 (0)
09/17/78	Wilbert Montgomery at Saints (W)	104 (0)
12/18/77	Wilbert Montgomery* vs. Jets (W)	103 (2)
10/09/77	Herb Lusk at Giants (W)	117 (2)
12/12/76	Mike Hogan* vs. Seahawks (W)	104 (0)
	Tom Sullivan vs. Seahawks (W)	121 (2)
09/27/76	Mike Hogan* vs. Washington (L) (OT)	100 (0)
11/25/73	Tom Sullivan vs. Giants (W)	156 (1)
10/07/73	Norm Bulaich at Bills (L)	104 (0)
	Tom Sullivan at Bills (L)	155 (0)
09/23/73	Tom Sullivan at Giants (T)	100 (1)
12/21/69	Cyril Pinder at 49ers (L)	128 (1)
12/07/69	Tom Woodeshick vs. Washington (L)	102 (0)
11/16/69	Tom Woodeshick vs. Rams (L)	130 (1)
12/08/68	Tom Woodeshick vs. Saints (W)	122 (1)
09/22/68	Tom Woodeshick vs. Giants (L)	129 (1)
10/29/67	Tom Woodeshick vs. Cowboys (W)	101 (1)
10/08/67	Tom Woodeshick at Falcons (W)	129 (1)
12/18/66	Tom Woodeshick at Washington (W)	105 (2)
12/04/66	Jack Concannon (QB) vs. Steelers (W)	129 (1)
10/23/66	Timmy Brown at Giants (W)	100 (0)
09/18/66	Izzy Lang vs. Falcons (W)	114 (1)
11/28/65	Timmy Brown at Cardinals (W)	180 (1)
11/07/65	Timmy Brown at Browns (L)	186 (1)
11/22/64	Earl Gros vs. Cardinals (L)	103 (0)
11/15/64	Earl Gros at Cowboys (W)	118 (0)
10/18/64	Ollie Matson at Giants (W)	100 (2)
10/11/64	Timmy Brown at Washington (L)	101 (2)
10/04/64	Timmy Brown vs. Steelers (W)	116 (0)
	Earl Gros vs. Steelers (W)	129 (0)
11/25/62	Timmy Brown vs. Cowboys (W)	107 (2)
10/23/60	Clarence Peaks at Browns (W)	102 (0)
11/01/59	Bill Barnes vs. Washington (W)	163 (1)
10/25/59	Bill Barnes at Cardinals (W)	111 (2)
11/29/53	Don Johnson* at Giants (L)	121 (1)
11/15/53	Don Johnson* vs. Colts (W)	100 (2)
12/02/51	Frank Ziegler at Washington (W)	136 (0)
11/19/50	Frank Ziegler vs. Cardinals (L)	113 (0)
11/12/50	Steve Van Buren at Washington (W)	108 (1)
10/15/50	Toy Ledbetter* at Colts (W)	107 (1)
10/07/50	Frank Ziegler vs. Rams (W)	106 (1)
12/18/49	*Steve Van Buren at Rams (W)*	*196 (0)*
11/27/49	Steve Van Buren vs. Steelers (W)	205 (0)
11/20/49	Steve Van Buren vs. Bulldogs (W)	174 (2)
10/30/49	Steve Van Buren at Steelers (W)	103 (2)
10/23/49	Bosh Pritchard vs. Washington (W0	128 (1)
10/03/49	Steve Van Buren at Lions (W)	135 (2)
11/21/48	Steve Van Buren vs. Washington (W)	171 (1)
11/14/48	Steve Van Buren vs. Yanks (W)	137 (0)
11/07/48	Steve Van Buren at Giants (W0	143 (2)
10/31/48	Steve Van Buren at Steelers (W)	109 (1)
11/02/47	Steve Van Buren at Washington (W)	138 (2)
10/19/47	Steve Van Buren at Steelers (L)	133 (0)
10/05/47	Steve Van Buren vs. Giants (W)	105 (0)
11/24/46	Steve Van Buren vs. Washington (L)	130 (0)
12/09/45	Steve Van Buren vs. Yanks (W)	100 (3)
12/02/45	Steve Van Buren at Giants (L)	100 (2)
11/18/45	Steve Van Buren vs. Steelers (W)	107 (2)
11/11/45	Steve Van Buren vs. Giants (W)	129 (2)
11/05/44	Steve Van Buren* at Tigers (W)	129 (2)
11/28/43	Jack Hinkle at Washington (W)	117 (1)
11/21/43	Jack Hinkle vs. Lions (W)	132 (1)
11/15/42	Bosh Pritchard* at Dodgers (W)	104 (0)
09/13/36	Swede Hanson vs. Giants (W)	107 (0)
11/11/34	Swede Hanson vs. Dodgers (L)	118 (0)
11/06/34	Swede Hanson vs. Reds (W)	190 (2)
09/16/34	Swede Hanson at Packers (L)	116 (1)

* Rookie | *Playoff Game*



RICKY WATTERS

RECEPTIONS

Rk	Player	G	Rec	Yds	Avg	Lg	TD
1.	Harold Carmichael (1971-83)	180	589	8,978	15.2	85t	79
2.	**Zach Ertz (TE) (2013-21, '26-)**	**126**	**582**	**6,289**	**10.8**	**60**	**38**
3.	Pete Retzlaff (TE) (1956-66)	132	452	7,412	16.4	84	47
4.	**Dallas Goedert (TE) (2018-)**	**115**	**440**	**4,984**	**11.3**	**61**	**37**
5.	Brian Westbrook (RB) (2002-09)	107	426	3,790	8.9	62	29
6.	**DeVonta Smith (2021-)**	**84**	**411**	**5,329**	**13.0**	**79t**	**33**
7.	Brent Celek (TE) (2007-17)	175	398	4,998	12.6	73	31
8.	DeSean Jackson (2008-13, '19-20)	95	379	6,512	17.2	91t	35
9.	Pete Pihos (E) (1947-55)	107	373	5,619	15.1	66t	61
10.	Keith Byars (RB) (1986-92)	105	371	3,532	9.5	60	13
11.	Mike Quick (1982-90)	101	363	6,464	17.8	99t	61
12.	Jeremy Maclin (2009-14)	75	343	4,771	13.9	83t	36
13.	A.J. Brown (2022-25)	62	339	5,034	14.8	78t	32
14.	Bobby Walston (WR/K) (1951-62)	148	311	5,363	17.2	75t	46
15.	Fred Barnett (1990-95)	81	308	4,634	15.0	95t	28
16.	LeSean McCoy (RB) (2009-14)	90	300	2,282	7.6	70	10
17.	Jason Avant (2006-13)	116	297	3,646	12.3	58	12
18.	Calvin Williams (1990-96)	93	295	3,840	13.0	80t	34
19.	Tommy McDonald (FL) (1957-63)	88	287	5,499	19.2	91t	66
20.	Duce Staley (RB) (1997-2003)	98	275	2,498	9.1	52t	10

RECEIVING YARDS

Rk	Player	Yds
1.	Harold Carmichael (1971-83)	8,978
2.	Pete Retzlaff (E) (1956-66)	7,412
3.	DeSean Jackson (2008-13, '19-20)	6,512
4.	Mike Quick (1982-90)	6,464
5.	**Zach Ertz (TE) (2013-21, '26-)**	**6,289**
6.	Pete Pihos (E) (1947-55)	5,619
7.	Tommy McDonald (FL) (1957-63)	5,499
8.	Bobby Walston (WR/K) (1951-62)	5,363
9.	**DeVonta Smith (2021-)**	**5,329**
10.	A.J. Brown (2022-25)	5,034
11.	Brent Celek (TE) (2007-17)	4,998
12.	**Dallas Goedert (TE) (2019-)**	**4,984**
13.	Jeremy Maclin (2009-14)	4,771
14.	Ben Hawkins (FL) (1966-73)	4,764
15.	Fred Barnett (1990-95)	4,634
16.	Calvin Williams (1990-96)	3,840
17.	Brian Westbrook (RB) (2002-09)	3,790
18.	Jason Avant (2006-13)	3,646
19.	Keith Byars (RB) (1986-92)	3,532
20.	Harold Jackson (1969-72)	3,493

RECEIVING AVERAGE

Rk	Player	Avg
1.	Tommy McDonald (FL) (1957-63)	19.2
2.	Ben Hawkins (FL) (1966-73)	18.3
3.	Mike Quick (1982-90)	17.8
4t.	DeSean Jackson (2008-13, '19-20)	17.2
	Bobby Walston (WR/K) (1951-62)	17.2
6.	Pete Retzlaff (E) (1956-66)	16.4
7.	Harold Jackson (1969-72)	16.3
8.	Charlie Smith (1974-81)	15.4
9.	Harold Carmichael (1971-83)	15.2
10.	A.J. Brown (2022-25)	14.8

TOUCHDOWNS

Rk	Player	TD
1.	Harold Carmichael (1971-83)	79
2.	Tommy McDonald (FL) (1957-63)	66
3t.	Mike Quick (1982-90)	61
	Pete Pihos (E) (1947-55)	61
5.	Pete Retzlaff (E) (1956-66)	47
6.	Bobby Walston (WR/K) (1951-62)	46
7.	**Zach Ertz (TE) (2013-21, '26-)**	**38**
8.	**Dallas Goedert (2018-)**	**37**
9.	Jeremy Maclin (2009-14)	36
10.	DeSean Jackson (2008-13, '19-20)	35

CONSECUTIVE GAMES WITH RECEIVING TOUCHDOWN

Rk	Player	Games
1t.	Mike Quick (1985)	6
	Pete Pihos (1947-48)	6
3t.	5x, last: DeSean Jackson (2009)	5



HAROLD CARMICHAEL



ZACH ERTZ

CAREER RECORDS – min. 400 receptions

RECEPTIONS

Rk	Player	Rec	Yds	Avg	Lg	TD
1.	**Zach Ertz (TE) (2018)**	**116**	**1,163**	**10.0**	**34**	**8**
2.	A.J. Brown (2023)	106	1,456	13.7	59	7
3.	**DeVonta Smith (2022)**	**95**	**1,196**	**12.6**	**45**	**7**
4.	Brian Westbrook (RB) (2007)	90	771	8.6	57t	5
5t.	A.J. Brown (2022)	88	1,496	17.0	78t	11
	Zach Ertz (TE) (2019)	**88**	**916**	**10.4**	**30**	**6**
	Irving Fryar (1996)	88	1,195	13.6	42	11
8.	Irving Fryar (1997)	86	1,316	15.3	72t	6
9t.	Jordan Matthews (2015)	85	997	11.7	78t	8
	Jeremy Maclin (2014)	85	1,318	15.5	72	10

Led NFL Led Conference



MIKE QUICK

RECEIVING YARDS

Rk	Player	Yds
1.	A.J. Brown (2022)	1,496
2.	A.J. Brown (2023)	1,456
3.	Mike Quick (1983)	1,409
4.	DeSean Jackson (2013)	1,332
5.	Jeremy Maclin (2014)	1,318
6.	Irving Fryar (1997)	1,316
7.	Ben Hawkins (FL) (1967)	1,265
8.	Mike Quick (1985)	1,247
9.	Terrell Owens (2004)	1,200
10.	**DeVonta Smith (2022)**	**1,196**
11.	Irving Fryar (1996)	1,195
12.	Pete Retzlaff (TE) (1965)	1,190
13.	**Zach Ertz (TE) (2018)**	**1,163**
14.	DeSean Jackson (2009)	1,156
15.	Tommy McDonald (FL) (1962)	1,146
16.	Tommy McDonald (FL) (1961)	1,144
17.	Fred Barnett (1994)	1,127
18t.	Harold Carmichael (1973)	1,116
	Harold Jackson (1969)	1,116
20.	Kevin Curtis (2007)	1,110
21.	Fred Barnett (1992)	1,083
22.	A.J. Brown (2024)	1,079
23.	Harold Carmichael (1978)	1,072
24.	**DeVonta Smith (2023)**	**1,066**
25.	DeSean Jackson (2010)	1,056

TOUCHDOWNS

Rk	Player	TD
1.	Terrell Owens (2004)	14
2t.	Mike Quick (1983)	13
	Tommy McDonald (FL) (1961)	13
	Tommy McDonald (FL) (1960)	13
5t.	**Dallas Goedert (2025)**	**11**
	A.J. Brown (2022)	11
	Irving Fryar (1996)	11
	Cris Carter (1989)	11
	Mike Quick (1987)	11
	Mike Quick (1985)	11
	Harold Carmichael (1979)	11
	Bobby Walston (WR/K) (1954)	11
	Pete Pihos (E) (1948)	11
14t.	Jeremy Maclin (2014)	10
	Jeremy Maclin (2010)	10
	Calvin Williams (1993)	10
	Ben Hawkins (FL) (1967)	10
	Pete Retzlaff (TE) (1965)	10
	Tommy McDonald (FL) (1962)	10
	Tommy McDonald (FL) (1959)	10
	Pete Pihos (E) (1954)	10
	Pete Pihos (E) (1953)	10

300-100-100 PERFORMANCES IN SAME GAME

Date	300+ Yard Passer (Yds)	100+ Yard Rusher (Yds)	100+ Yard Receiver (Yds)
9/22/24 at Saints	**Jalen Hurts** (311)	**Saquon Barkley** (147)	**Dallas Goedert** (170)
9/23/07 vs. Lions	Donovan McNabb (381)	Brian Westbrook (110)	Kevin Curtis (221) Brian Westbrook (111)
10/22/06 at Buccaneers	Donovan McNabb (302)	Brian Westbrook (101)	Brian Westbrook (113)
10/1/00 vs. Falcons	Donovan McNabb (311)	Brian Mitchell (105)	Torrance Small (122)
12/13/92 at Seahawks	Randall Cunningham (365)	Herschel Walker (111)	Fred Barnett (161)
11/29/87 at Patriots	Randall Cunningham (314)	Anthony Toney (123)	Mike Quick (121)
11/7/65 at Browns	Norm Snead (362)	Timmy Brown (186)	Pete Retzlaff (151)
11/25/62 vs. Cowboys	Sonny Jurgensen (342)	Timmy Brown (107)	Pete Retzlaff (113) Tommy McDonald (108)
11/15/53 vs. Colts	Bobby Thomason (329)	Don Johnson (100)	Pete Pihos (118) Bobby Walston (110)

RECEPTIONS

Rk	Player	Rec
1.	**Zach Ertz (TE) (12/20/14 at Washington)**	**15**
2t.	**Zach Ertz (TE) (11/11/18 vs. Cowboys)**	**14**
	Brian Westbrook (RB) (11/4/07 vs. Cowboys)	14
	Don Looney (E) (12/1/40 at Washington)	14
5t.	**Zach Ertz (TE) (1/1/17 vs. Cowboys)**	**13**
	Zach Ertz (TE) (12/26/15 vs. Washington)	**13**
	Jeremy Maclin (9/18/11 at Falcons)	13
8t.	**Zach Ertz (TE) (12/24/19 vs. Seahawks)**	**12**
	Zach Ertz (TE) (12/23/18 vs. Texans)	**12**
	Jeremy Maclin (10/26/14 at Cardinals)	12
	LeSean McCoy (RB) (10/3/10 vs. Washington)	12
	Brian Westbrook (RB) (11/19/06 vs. Titans)	12
	Keith Byars (RB) (9/30/90 vs. Colts)	12
	Keith Jackson (TE) (11/19/89 vs. Vikings)	12
	Keith Jackson (TE) (9/17/89 at Washington)	12
	John Spagnola (TE) (10/6/85 at Saints)	12
	Harold Carmichael (10/14/73 at Cardinals)	12

RECEIVING YARDS

Rk	Player	Yds
1.	Tommy McDonald (FL) (12/10/61 vs. Giants)	237
2.	Kevin Curtis (9/23/07 vs. Lions)	221
3.	DeSean Jackson (12/12/10 at Cowboys)	210
4.	Pete Retzlaff (TE) (11/14/65 vs. Washington)	204
5.	Bud Grant (E) (12/7/52 vs. Texans)	203
6.	Timmy Brown (B) (12/16/62 at Cardinals)	199
7.	Ben Hawkins (FL) (10/22/67 at Cardinals)	197
8.	DeSean Jackson (12/15/13 at Vikings)	195
9.	Harold Jackson (10/11/70 at Giants)	194
10t.	DeSean Jackson (9/15/13 vs. Chargers)	193
	Fred Barnett (9/13/92 at Cardinals)	193

TOUCHDOWNS

Rk	Player	TD
1t.	Irving Fryar (10/20/96 vs. Dolphins)	4
	Ben Hawkins (FL) (9/28/69 vs. Steelers)	4
3t.	24x, last: A.J. Brown (10/30/22 vs. Steelers)	3



DeSEAN JACKSON

200+ RECEIVING YARDS

200+ YARD RECEIVING GAMES, Career

Rk	Player	Games
1t.	DeSean Jackson (2008-13, '19-20)	1
	Kevin Curtis (2007-09)	1
	Pete Retzlaff (TE) (1956-66)	1
	Tommy McDonald (FL) (1957-63)	1
	Bud Grant (E) (1951-52)	1

150+ RECEIVING YARDS

150+ YARD RECEIVING GAMES, Career

Rk	Player	Games
1.	DeSean Jackson (2008-13, '19-20)	8
2t.	Jeremy Maclin (2009-14)	5
	Tommy McDonald (FL) (1957-63)	5
4t.	A.J. Brown (2022-25)	4
	Fred Barnett (1990-95)	4
	Ben Hawkins (FL) (1966-73)	4

100+ RECEIVING YARDS

100+ YARD RECEIVING GAMES, Career

Rk	Player	Games
1.	Pete Retzlaff (TE) (1956-66)	23
2.	A.J. Brown (2022-25)	22
3t.	DeSean Jackson (2008-13, '19-20)	21
	Mike Quick (1982-90)	21
	Harold Carmichael (1971-83)	21
6.	Tommy McDonald (FL) (1957-63)	17
7.	**DeVonta Smith (2021-)**	**16**
8.	Fred Barnett (1990-95)	15
9t.	Jeremy Maclin (2009-14)	14
	Pete Pihos (E) (1947-55)	14
11t.	Ben Hawkins (FL) (1966-73)	13
	Harold Jackson (1969-72)	13

Includes playoff games

100+ YARD RECEIVING GAMES, Season

Rk	Player	Games
1t.	A.J. Brown (2023)	7
	Terrell Owens (2004)	7
3t..	Irving Fryar (1997)	6
	Mike Quick (1983)	6
5t.	13x, last: A.J. Brown (2024)	5

Regular season only

CONSECUTIVE 100+ YARD RECEIVING GAMES

Rk	Player	Games
1.	A.J. Brown (2023)	6
2t.	Terrell Owens (2004)	5
	Harold Jackson (1971-72)	5
4.	Mike Quick (1983)	4
5t.	9x, last: A.J. Brown (2025)	3

Regular season only

100+ YARD RECEIVING GAMES (TDs)

09/20/26	**DeVonta Smith at Titans (W)**	**10, 117 (1)**
12/08/25	A.J. Brown at Chargers (L)	6, 100 (0)
11/28/25	A.J. Brown vs. Bears (L)	10, 132 (2)
11/23/25	A.J. Brown at Cowboys (L)	8, 110 (1)
10/19/25	**DeVonta Smith at Vikings (W)**	**9, 183 (1)**
	A.J. Brown at Vikings (W)	4, 121 (2)
10/09/25	**Dallas Goedert at Giants (L)**	**9, 110 (1)**
10/05/25	**DeVonta Smith vs. Broncos (L)**	**8, 114 (0)**
09/21/25	A.J. Brown vs. Rams (W)	6, 109 (1)
12/29/24	**DeVonta Smith vs. Cowboys (W)**	**6, 120 (2)**
12/15/24	A.J. Brown vs. Steelers (W)	8, 110 (1)
	DeVonta Smith vs. Steelers (W)	**11, 109 (1)**
11/24/24	A.J. Brown at Rams (W)	6, 109 (1)
11/10/24	A.J. Brown at Cowboys (W)	5, 109 (0)
10/13/24	A.J. Brown vs. Browns (W)	6, 116 (1)
09/22/24	**Dallas Goedert at Saints (W)**	**10, 170 (0)**
09/06/24	A.J. Brown vs. Packers (W)	5, 119 (1)
01/16/24	***DeVonta Smith at Buccaneers (L)***	***8, 148 (0)***
12/03/23	A.J. Brown vs. 49ers (L)	8, 114 (0)
11/26/23	**DeVonta Smith vs. Bills (W)**	**7, 106 (1)**
10/29/23	A.J. Brown at Commanders (W)	8, 130 (2)
10/22/23	A.J. Brown vs. Dolphins (W)	10, 137 (1)
10/15/23	A.J. Brown at Jets (L)	7, 131 (0)
10/08/23	A.J. Brown at Rams (W)	6, 127 (0)
	Dallas Goedert at Rams (W)	**8, 117 (1)**
10/01/23	A.J. Brown vs. Commanders (W)	9, 175 (2)
09/25/23	A.J. Brown at Buccaneers (W)	9, 131 (0)
09/14/23	**DeVonta Smith vs. Vikings (W)**	**4, 131 (1)**
02/12/23	***DeVonta Smith vs. Chiefs (L)***	***7, 100 (0)***
01/01/23	**DeVonta Smith vs. Saints (L)**	**9, 115 (0)**
12/24/22	**DeVonta Smith at Cowboys (L)**	**8, 113 (2)**
	A.J. Brown at Cowboys (L)	6, 103 (0)
12/18/22	A.J. Brown at Bears (W)	9, 181 (0)
	DeVonta Smith at Bears (W)	**5, 126 (0)**
12/04/22	A.J. Brown vs. Titans (W)	8, 119 (2)
	DeVonta Smith vs. Titans (W)	**5, 102 (1)**
11/03/22	**Dallas Goedert at Texans (W)**	**8, 100 (1)**
10/30/22	A.J. Brown vs. Steelers (W)	6, 156 (3)
09/25/22	**DeVonta Smith at Commanders (W)**	**8, 169 (1)**
09/11/22	A.J. Brown at Lions (W)	10, 155 (0)
12/21/21	**Dallas Goedert vs. Washington (W)**	**7, 135 (0)**
12/05/21	**Dallas Goedert at Jets (W)**	**6, 105 (2)**
11/07/21	**DeVonta Smith vs. Chargers (L)**	**5, 116 (1)**
10/03/21	**DeVonta Smith vs. Chiefs (L)**	**7, 122 (0)**
09/19/21	Quez Watkins vs. 49ers (L)	2, 117 (0)
10/11/20	Travis Fulgham at Steelers (L)	10, 152 (1)
09/13/20	**Dallas Goedert (TE) at Washington (L)**	**8, 101 (1)**
12/01/19	Alshon Jeffery at Dolphins (L)	9, 137 (1)
11/03/19	**Zach Ertz (TE) vs. Bears (W)**	**9, 103 (1)**
09/15/19	Nelson Agholor at Falcons (L)	8, 107 (1)
09/08/19	DeSean Jackson vs. Washington (W)	8, 154 (2)
12/23/18	Nelson Agholor vs. Texans (W)	5, 116 (1)
	Zach Ertz (TE) vs. Texans (W)	**12, 110 (2)**
12/16/18	Alshon Jeffery at Rams (W)	8, 160 (0)
11/11/18	**Zach Ertz (TE) vs. Cowboys (L)**	**14, 145 (2)**
10/21/18	**Zach Ertz (TE) vs. Panthers (L)**	**9, 138 (0)**
10/07/18	**Zach Ertz (TE) vs. Vikings (L)**	**10, 110 (1)**
09/30/18	**Zach Ertz (TE) at Titans (L)**	**10, 112 (0)**
	Alshon Jeffery at Titans (L)	8, 105 (1)
02/04/18	*Corey Clement* (RB) at Patriots (W)*	*4, 100 (1)*
12/10/17	Torrey Smith at Rams (W)	6, 100 (0)
12/03/17	Nelson Agholor at Seahawks (L)	7, 141 (1)
11/26/17	**Zach Ertz (TE) vs. Bears (W)**	**10, 103 (1)**
01/01/17	**Zach Ertz (TE) vs. Cowboys (W)**	**13, 139 (2)**
12/11/16	**Zach Ertz (TE) vs. Washington (L)**	**10, 112 (0)**
09/25/16	Darren Sproles (RB) vs. Steelers (W)	6, 128 (1)
09/11/16	Jordan Matthews vs. Browns (W)	7, 114 (1)
01/03/16	**Zach Ertz (TE) at Giants (W)**	**9, 152 (0)**
12/26/15	**Zach Ertz (TE) vs. Washington (L)**	**13, 122 (0)**
	Jordan Matthews vs. Washington (L)	6, 104 (1)
12/20/15	Jordan Matthews vs. Cardinals (L)	8, 159 (1)
11/15/15	Brent Celek (TE) vs. Dolphins (L)	4, 134 (0)
11/08/15	Jordan Matthews at Cowboys (W)	9, 133 (1)
09/14/15	Jordan Matthews at Falcons (L)	10, 102 (0)
12/28/14	Jordan Matthews* at Giants (W)	8, 105 (1)
12/20/14	**Zach Ertz (TE) at Washington (L)**	**15, 115 (0)**
11/27/14	Jeremy Maclin at Cowboys (W)	8, 108 (0)
11/16/14	Jordan Matthews* at Packers (L)	5, 107 (1)
11/10/14	Brent Celek (TE) vs. Panthers (W)	5, 116 (0)
	Jordan Matthews* vs. Panthers (W)	7, 138 (2)
11/02/14	Jeremy Maclin at Texans (W)	6, 158 (2)
10/26/14	Jeremy Maclin at Cardinals (L)	12, 187 (2)
09/21/14	Jeremy Maclin vs. Washington (W)	8, 154 (1)
09/15/14	Darren Sproles (RB) at Colts (W)	7, 152 (0)
12/15/13	DeSean Jackson at Vikings (L)	10, 195 (1)
11/10/13	Riley Cooper at Packers (W)	3, 102 (2)
11/03/13	Riley Cooper at Raiders (W)	5, 139 (3)
	DeSean Jackson at Raiders (W)	5, 150 (1)
10/13/13	Riley Cooper at Buccaneers (W)	4, 120 (1)
10/06/13	DeSean Jackson at Giants (W)	7, 132 (1)
09/15/13	DeSean Jackson vs. Chargers (L)	9, 193 (1)
	LeSean McCoy (RB) vs. Chargers (L)	5, 114 (0)
09/09/13	DeSean Jackson at Washington (W)	7, 104 (1)
12/23/12	Jeremy Maclin vs. Washington (L)	8, 116 (1)
12/09/12	Jason Avant at Buccaneers (W)	7, 133 (0)
	Jeremy Maclin at Buccaneers (W)	9, 104 (1)
11/05/12	DeSean Jackson at Saints (L)	3, 100 (1)
10/14/12	Jeremy Maclin vs. Lions (L)	6, 130 (1)
09/16/12	Brent Celek (TE) vs. Ravens (W)	8, 157 (0)
	DeSean Jackson vs. Ravens (W)	7, 114 (0)
01/01/12	Jeremy Maclin vs. Washington (W)	8, 105 (0)
12/18/11	Brent Celek (TE) vs. Jets (W)	5, 156 (1)
11/27/11	Jason Avant vs. Patriots (L)	8, 110 (1)
10/16/11	Jeremy Maclin at Washington (W)	5, 101 (0)
10/09/11	Jason Avant at Bills (L)	9, 139 (0)
10/02/11	DeSean Jackson vs. 49ers (L)	6, 171 (0)
09/18/11	Jeremy Maclin at Falcons (L)	13, 171 (2)
09/11/11	DeSean Jackson at Rams (W)	6, 102 (1)
12/12/10	DeSean Jackson at Cowboys (W)	4, 210 (1)
11/21/10	Jeremy Maclin vs. Giants (W)	9, 120 (0)
11/07/10	DeSean Jackson vs. Colts (W)	7, 109 (1)
10/17/10	Jeremy Maclin vs. Falcons (W)	7, 159 (2)
10/03/10	LeSean McCoy (RB) vs. Washington (L)	12, 110 (0)
09/26/10	DeSean Jackson at Jaguars (W)	5, 153 (1)
09/19/10	DeSean Jackson at Lions (W)	4, 135 (1)
01/09/10	*Jeremy Maclin* at Cowboys (L)*	*7, 146 (1)*
12/27/09	Brent Celek (TE) vs. Broncos (W)	4, 121 (1)
12/20/09	DeSean Jackson vs. 49ers (W)	6, 140 (1)
12/13/09	DeSean Jackson at Giants (W)	6, 178 (1)
11/22/09	DeSean Jackson at Bears (W)	8, 107 (1)
11/15/09	Jason Avant at Chargers (L)	8, 156 (0)
10/11/09	Jeremy Maclin* vs. Buccaneers (W)	6, 142 (2)
09/27/09	Brent Celek (TE) vs. Chiefs (W)	8, 104 (1)
	DeSean Jackson vs. Chiefs (W)	6, 149 (1)
09/20/09	Brent Celek (TE) vs. Saints (L)	8, 104 (0)
	DeSean Jackson vs. Saints (L)	4, 101 (1)

100+ YARD RECEIVING GAMES (TDs)

01/18/09	*Kevin Curtis at Cardinals (L)*	*4, 122 (0)*
12/15/08	Jason Avant vs. Browns (W)	5, 101 (0)
11/02/08	Brent Celek (TE) at Seahawks (W)	6, 131 (0)
09/15/08	DeSean Jackson* at Cowboys (L)	6, 110 (0)
09/07/08	Hank Baskett vs. Rams (W)	2, 102 (1)
	DeSean Jackson* vs. Rams (W) - NFL debut	6, 106 (0)
	Greg Lewis vs. Rams (W)	5, 104 (0)
12/02/07	Kevin Curtis vs. Seahawks (L)	6, 111 (1)
10/28/07	Reggie Brown at Vikings (W)	8, 105 (0)
10/14/07	Kevin Curtis at Jets (W)	5, 121 (1)
09/23/07	Kevin Curtis vs. Lions (W)	11, 221 (3)
	Brian Westbrook (RB) vs. Lions (W)	5, 111 (1)
01/13/07	*Donté Stallworth at Saints (L)*	*3, 100 (1)*
12/31/06	Hank Baskett* vs. Falcons (W)	7, 177 (1)
12/04/06	Donté Stallworth vs. Panthers (W)	4, 111 (1)
11/12/06	Donté Stallworth vs. Washington (W)	6, 139 (1)
10/22/06	Brian Westbrook (RB) at Buccaneers (L)	7, 113 (1)
10/15/06	Reggie Brown at Saints (W)	6, 121 (1)
10/08/06	Hank Baskett* vs. Cowboys (W)	3, 112 (1)
09/24/06	Reggie Brown at 49ers (W)	5, 106 (0)
09/17/06	L.J. Smith (TE) vs. Giants (L) (OT)	7, 111 (0)
09/10/06	Donté Stallworth at Texans (W)	6, 141 (1)
10/30/05	Terrell Owens at Broncos (L)	3, 154 (1)
10/02/05	Terrell Owens at Chiefs (W)	11, 171 (1)
09/25/05	Brian Westbrook (RB) vs. Raiders (W)	6, 140 (1)
09/18/05	Terrell Owens vs. 49ers (W)	5, 143 (2)
	L.J. Smith (TE) vs. 49ers (W)	9, 119 (1)
09/12/05	Terrell Owens at Falcons (L)	7, 112 (0)
02/06/05	*Terrell Owens vs. Patriots (L)*	*9, 122 (0)*
12/05/04	Terrell Owens vs. Packers (W)	8, 161 (1)
	Brian Westbrook (RB) vs. Packers (W)	11, 156 (3)
11/21/04	Todd Pinkston vs. Washington (W)	5, 106 (0)
11/15/04	Terrell Owens at Cowboys (W)	6, 134 (3)
10/31/04	Terrell Owens vs. Ravens (W)	8, 101 (1)
10/24/04	Terrell Owens at Browns (W) (OT)	4, 109 (2)
	Todd Pinkston at Browns (W) (OT)	6, 100 (0)
10/17/04	Terrell Owens vs. Panthers (W)	4, 123 (0)
10/03/04	Terrell Owens at Bears (W)	8, 110 (1)
09/26/04	Terrell Owens at Lions (W)	6, 107 (1)
12/21/03	Todd Pinkston vs. 49ers (L) (OT)	5, 121 (1)
09/22/02	Antonio Freeman vs. Cowboys (W)	6, 118 (1)
09/16/02	James Thrash at Washington (W)	6, 107 (1)
12/30/01	James Thrash vs. Giants (W)	7, 143 (1)
12/22/01	Duce Staley (RB) at 49ers (L)	9, 103 (0)
09/23/01	James Thrash at Seahawks (W)	10, 165 (2)
12/10/00	Chad Lewis (TE) at Browns (W)	5, 100 (0)
10/01/00	Torrance Small vs. Falcons (W)	4, 122 (1)
10/31/99	Torrance Small vs. Giants (L) (OT)	4, 119 (1)
11/30/97	Irving Fryar vs. Bengals (W)	7, 122 (0)
11/23/97	Irving Fryar vs. Steelers (W)	7, 116 (1)
11/10/97	Irving Fryar vs. 49ers (L)	9, 138 (0)
10/12/97	Irving Fryar at Jaguars (L)	10, 124 (3)
09/28/97	Irving Fryar at Vikings (L)	9, 120 (1)
09/07/97	Irving Fryar vs. Packers (W)	8, 125 (0)
08/31/97	Michael Timpson at Giants (L)	9, 125 (0)
11/24/96	Irving Fryar at Cardinals (L)	7, 131 (0)
11/17/96	Chris T. Jones vs. Washington (L)	7, 103 (1)
11/03/96	Irving Fryar at Cowboys (W)	9, 120 (1)
10/27/96	Irving Fryar vs. Panthers (W)	7, 143 (0)
10/20/96	Irving Fryar vs. Dolphins (W)	8, 116 (4)
09/15/96	Chris T. Jones vs. Lions (W)	9, 121 (1)
12/30/95	*Fred Barnett vs. Lions (W)*	*8, 109 (1)*
12/17/95	Calvin Williams vs. Cardinals (W)	7, 105 (1)
11/12/95	Fred Barnett vs. Broncos (W)	7, 105 (0)
12/24/94	Calvin Williams at Bengals (L)	6, 122 (0)
11/06/94	Fred Barnett vs. Cardinals (W)	11, 173 (2)
10/24/94	Fred Barnett vs. Oilers (W)	5, 187 (1)
10/02/94	Calvin Williams at 49ers (W)	9, 122 (0)
09/12/94	Fred Barnett vs. Bears (W)	8, 102 (0)
01/03/94	James Joseph (RB) at 49ers (W) (OT)	6, 109 (0)
12/19/93	Calvin Williams at Colts (W)	6, 105 (1)
12/12/93	Herschel Walker (RB) vs. Bills (L)	11, 109 (0)
11/28/93	Herschel Walker (RB) at Washington (W)	10, 103 (0)
09/19/93	Calvin Williams vs. Washington (W)	8, 181 (3)
01/03/93	*Fred Barnett at Saints (W)*	*4, 102 (2)*
12/13/92	Fred Barnett at Seahawks (W) (OT)	9, 161 (0)
09/20/92	Fred Barnett vs. Broncos (W)	5, 102 (1)
	Calvin Williams vs. Broncos (W)	5, 108 (2)
09/13/92	Fred Barnett at Cardinals (W)	8, 193 (2)
11/17/91	Fred Barnett vs. Bengals (W)	6, 108 (0)
11/10/91	Fred Barnett at Browns (W)	8, 146 (1)
09/22/91	Roy Green vs. Steelers (W)	6, 114 (0)
09/15/91	Fred Barnett at Cowboys (W)	7, 111 (1)
09/01/91	Keith Byars (RB) at Packers (W)	8, 111 (1)
01/05/91	*Keith Jackson (TE) vs. Washington (L)*	*5, 116 (0)*
12/16/90	Fred Barnett* vs. Packers (W)	5, 108 (0)
12/02/90	Fred Barnett* at Bills (L)	2, 112 (1)
11/25/90	Keith Byars (RB) vs. Giants (W)	8, 128 (0)
10/15/90	Fred Barnett* vs. Vikings (W)	4, 114 (1)
09/30/90	Keith Byars (RB) vs. Colts (L)	12, 133 (0)
12/18/89	Keith Byars (RB) at Saints (L)	6, 109 (0)
10/02/89	Cris Carter at Bears (L)	8, 113 (0)
09/17/89	Keith Byars (RB) at Washington (W)	8, 130 (0)
	Keith Jackson (TE) at Washington (W)	12, 126 (3)
09/10/89	Mike Quick vs. Seahawks (W)	6, 140 (1)
12/31/88	*Keith Byars (RB) at Bears (L)*	*9, 103 (0)*
	Keith Jackson (TE) at Bears (L)*	*7, 142 (0)*
10/10/88	Cris Carter vs. Giants (W)	5, 162 (1)
09/18/88	Mike Quick at Washington (L)	4, 105 (1)
12/20/87	Mike Quick at Jets (W)	6, 148 (2)
11/29/87	Mike Quick at Patriots (W) (OT)	5, 121 (2)
10/18/87	Otis Grant at Packers (L) (OT)	7, 135 (0)
10/11/87	Kevin Bowman at Cowboys (L)	5, 123 (1)
12/07/86	Mike Quick vs. Cardinals (T) (OT)	5, 127 (0)
11/30/86	Mike Quick at Raiders (W) (OT)	8, 145 (3)
09/21/86	Kenny Jackson vs. Broncos (L)	5, 127 (1)
12/01/85	Mike Quick vs. Vikings (L)	8, 127 (1)
11/10/85	Mike Quick vs. Falcons (W)	3, 145 (1)
11/03/85	Mike Quick at 49ers (L)	6, 146 (1)
10/27/85	Mike Quick vs. Bills (W)	8, 117 (1)
10/20/85	Kenny Jackson vs. Cowboys (W)	6, 134 (1)
10/13/85	Herman Hunter* (RB) vs. Cardinals (W)	6, 120 (1)
10/06/85	John Spagnola (TE) at Saints (L)	12, 124 (2)
12/16/84	Mike Quick at Falcons (L)	7, 135 (1)
12/02/84	John Spagnola (TE) vs. Cowboys (L)	11, 114 (0)
11/25/84	Mike Quick at Cardinals (L)	8, 107 (1)
11/04/84	Mike Quick at Lions (T) (OT)	5, 110 (1)
10/28/84	Mike Quick vs. Cardinals (L)	6, 170 (1)
09/02/84	Mike Quick at Giants (L)	8, 147 (1)
12/18/83	Harold Carmichael at Cardinals (L)	5, 102 (0)
11/27/83	Melvin Hoover at Washington (L)	4, 128 (0)
	Mike Quick at Washington (L)	5, 104 (2)
11/06/83	Mike Quick vs. Cowboys (L)	7, 120 (1)
10/02/83	Mike Quick at Falcons (W)	4, 122 (1)
09/25/83	Mike Quick vs. Cardinals (L)	6, 133 (0)
09/18/83	Mike Quick at Broncos (W)	6, 152 (1)

100+ YARD RECEIVING GAMES (TDs)

09/11/83	Harold Carmichael vs. Washington (L)	9, 108 (0)
	Mike Quick vs. Washington (L)	4, 106 (1)
11/28/82	Harold Carmichael at Washington (L)	6, 109 (1)
09/19/82	Harold Carmichael at Browns (W)	6, 100 (0)
11/08/81	Harold Carmichael at Cardinals (W)	5, 103 (2)
11/01/81	Harold Carmichael vs. Cowboys (L)	5, 151 (1)
10/18/81	Harold Carmichael at Vikings (L)	8, 109 (1)
	Wilbert Montgomery (RB) at Vikings (L)	10, 143 (1)
12/14/80	Charlie Smith vs. Cardinals (W)	7, 134 (0)
11/09/80	Charlie Smith at Saints (W)	9, 137 (0)
11/02/80	Charlie Smith at Seahawks (W)	5, 109 (1)
09/28/80	Harold Carmichael at Cardinals (L)	5, 108 (0)
09/07/80	Harold Carmichael vs. Broncos (W)	3, 135 (1)
12/23/79	*Harold Carmichael vs. Bears (W)*	*6, 111 (2)*
09/10/79	Harold Carmichael vs. Falcons (L)	9, 127 (0)
12/24/78	*Charlie Smith at Falcons (L)*	*7, 108 (0)*
12/03/78	Harold Carmichael at Vikings (L)	4, 115 (2)
11/19/78	Harold Carmichael at Giants (W)	5, 105 (0)
10/29/78	Harold Carmichael vs. Cardinals (L)	7, 126 (1)
10/22/78	Keith Krepfle (TE) at Cowboys (L)	4, 100 (1)
10/30/77	Harold Carmichael at Washington (L)	4, 116 (1)
11/09/75	Charlie Smith vs. Cardinals (L)	7, 102 (0)
12/08/74	Charle Young (TE) at Giants (W)	9, 103 (1)
11/17/74	Charle Young (TE) vs. Cardinals (L)	7, 101 (0)
12/16/73	Harold Carmichael at Washington (L)	4, 111 (0)
	Charle Young* (TE) at Washington (L)	5, 104 (1)
12/09/73	Harold Carmichael vs. Jets (W)	5, 146 (1)
12/02/73	Charle Young* (TE) at 49ers (L)	6, 112 (1)
11/18/73	Charle Young* (TE) at Cowboys (L)	4, 113 (1)
11/11/73	Harold Carmichael vs. Falcons (L)	6, 105 (1)
11/04/73	Charle Young* (TE) vs. Patriots (W)	8, 108 (2)
10/14/73	Harold Carmichael at Cardinals (W)	12, 187 (2)
09/30/73	Norm Bulaich vs. Washington (L)	6, 109 (1)
09/23/73	Harold Carmichael at Giants (T)	5, 103 (1)
12/17/72	Harold Carmichael at Cardinals (L)	5, 100 (1)
11/26/72	Harold Jackson at Giants (L)	5, 152 (1)
10/02/72	Harold Jackson vs. Giants (L)	9, 138 (0)
09/24/72	Harold Jackson vs. Browns (L)	7, 131 (1)
09/17/72	Harold Jackson at Cowboys (L)	9, 161 (0)
12/19/71	Harold Jackson at Giants (W)	7, 145 (1)
12/12/71	Harold Jackson vs. Cardinals (W)	4, 109 (1)
11/28/71	Ben Hawkins vs. Washington (L)	7, 126 (0)
11/21/71	Harold Jackson at Cardinals (W)	8, 117 (1)
09/19/71	Ben Hawkins at Bengals (L)	7, 118 (2)
11/01/70	Ben Hawkins at Cowboys (L)	2, 105 (1)
10/11/70	Harold Jackson at Giants (L)	7, 194 (2)
12/07/69	Ben Hawkins vs. Washington (L)	4, 112 (0)
11/30/69	Gary Ballman at Saints (L)	4, 119 (1)
11/23/69	Harold Jackson at Cardinals (W)	8, 127 (0)
11/09/69	Harold Jackson at Washington (T)	8, 112 (0)
10/26/69	Harold Jackson vs. Saints (W)	6, 105 (0)
10/19/69	Harold Jackson at Cowboys (L)	3, 107 (1)
10/13/69	Harold Jackson at Colts (L)	8, 138 (1)
10/05/69	Gary Ballman vs. Cowboys (L)	5, 108 (0)
09/28/69	Ben Hawkins vs. Steelers (W)	7, 145 (4)
11/10/68	Fred Hill (TE) vs. Washington (L)	9, 114 (0)
10/27/68	Ben Hawkins at Steelers (L)	7, 108 (0)
10/06/68	Ben Hawkins at Washington (L)	6, 105 (1)
09/29/68	Ben Hawkins vs. Cowboys (L)	6, 103 (0)
12/03/67	Ben Hawkins at Washington (T)	5, 151 (2)
10/22/67	Ben Hawkins at Cardinals (L)	6, 197 (1)
10/15/67	Ben Hawkins vs. 49ers (L)	6, 150 (1)
10/01/67	Ben Hawkins vs. Steelers (W)	8, 187 (2)
09/17/67	Gary Ballman vs. Washington (W)	4, 105 (2)
	Ben Hawkins vs. Washington (W)	5, 100 (0)
09/25/66	Pete Retzlaff (TE) vs. Giants (W)	5, 120 (1)
12/05/65	Ray Poage vs. Cowboys (L)	5, 142 (1)
	Pete Retzlaff (TE) vs. Cowboys (L)	6, 118 (0)
11/28/65	Pete Retzlaff (TE) at Cardinals (W)	9, 148 (3)
11/14/65	Pete Retzlaff (TE) vs. Washington (W)	7, 204 (0)
11/07/65	Pete Retzlaff (TE) at Browns (L)	7, 151 (3)
10/17/65	Pete Retzlaff (TE) at Giants (L)	6, 133 (1)
09/26/65	Timmy Brown (RB) vs. Giants (L)	8, 106 (0)
09/19/65	Timmy Brown (RB) vs. Cardinals (W)	7, 129 (1)
12/13/64	Pete Retzlaff (TE) at Cardinals (L)	6, 106 (1)
11/29/64	Pete Retzlaff (TE) at Browns (L)	5, 100 (1)
11/08/64	Pete Retzlaff (TE) at Rams (L)	6, 105 (0)
10/25/64	Bill Mack at Steelers (W)	3, 104 (1)
10/04/64	Timmy Brown (RB) vs. Steelers (W)	2, 110 (2)
09/20/64	Pete Retzlaff (TE) vs. 49ers (L)	8, 121 (1)
09/13/64	Pete Retzlaff (TE) vs. Giants (W)	6, 139 (1)
10/13/63	Tommy McDonald at Washington (W)	8, 139 (2)
10/06/63	Pete Retzlaff (TE) vs. Cowboys (W)	4, 107 (0)
09/15/63	Tommy McDonald vs. Steelers (T)	7, 179 (2)
12/16/62	Timmy Brown (RB) at Cardinals (L)	5, 199 (2)
	Tommy McDonald at Cardinals (L)	4, 162 (3)
12/09/62	Pete Retzlaff (TE) vs. Steelers (L)	7, 122 (2)
12/02/62	Pete Retzlaff (TE) at Washington (W)	8, 135 (1)
11/25/62	Tommy McDonald vs. Cowboys (W)	3, 108 (1)
	Pete Retzlaff (TE) vs. Cowboys (W)	4, 113 (0)
10/28/62	Timmy Brown (RB) at Vikings (L)	5, 174 (1)
10/21/62	Howard Cassady vs. Washington (L)	8, 133 (2)
10/14/62	Tommy McDonald at Cowboys (L)	7, 131 (0)
09/30/62	Tommy McDonald vs. Browns (W)	6, 140 (1)
09/23/62	Timmy Brown (RB) vs. Giants (L)	9, 160 (1)
09/16/62	Pete Retzlaff (TE) vs. Cardinals (L)	4, 126 (0)



PETE RETZLAFF



TOMMY McDONALD

100+ YARD RECEIVING GAMES (TDs)

12/17/61	Pete Retzlaff (TE) at Lions (W)	9, 105 (1)
12/10/61	Tommy McDonald vs. Giants (L)	7, 237 (2)
11/26/61	Tommy McDonald vs. Cowboys (W)	5, 131 (3)
11/05/61	Tommy McDonald vs. Bears (W)	6, 109 (1)
10/29/61	Tommy McDonald at Washington (W)	7, 141 (1)
	Pete Retzlaff (TE) at Washington (W)	7, 125 (2)
10/01/61	Tommy McDonald vs. Cardinals (L)	11, 187 (0)
	Bobby Walston vs. Cardinals (L)	2, 127 (0)
12/18/60	Timmy Brown (RB) at Washington (W)	5, 128 (1)
	Tommy McDonald at Washington (W)	2, 116 (2)
	Pete Retzlaff (TE) at Washington (W)	5, 110 (1)
12/11/60	Timmy Brown (RB) at Steelers (L)	3, 112 (1)
12/04/60	Pete Retzlaff (TE) at Cardinals (W)	5, 123 (1)
11/20/60	Bobby Walston at Giants (W)	6, 119 (0)
11/06/60	Tommy McDonald vs. Steelers (W)	8, 141 (3)
10/09/60	Pete Retzlaff (TE) vs. Cardinals (W)	7, 132 (2)
12/06/59	Tommy McDonald at Washington (W)	9, 153 (3)
11/15/59	Pete Retzlaff (TE) vs. Cardinals (W)	5, 137 (1)
10/25/59	Tommy McDonald at Cardinals (W)	3, 122 (2)
10/04/59	Tommy McDonald vs. Giants (W)	6, 133 (3)
12/14/58	Tommy McDonald at Washington (L)	4, 148 (0)
11/16/58	Bill Barnes (RB) vs. Cardinals (W)	7, 109 (0)
10/26/58	Pete Retzlaff (TE) at Packers (L)	6, 121 (0)
10/14/56	Bobby Walston at Steelers (W)	4, 108 (1)
09/30/56	Bobby Walston at Rams (L)	5, 115 (0)
12/11/55	Pete Pihos at Bears (L)	11, 114 (0)
12/04/55	Pete Pihos vs. Cardinals (W)	10, 127 (1)
11/27/55	Pete Pihos vs. Rams (L)	6, 103 (1)
11/13/55	Bill Stribling vs. Browns (W)	6, 123 (2)
11/06/55	Pete Pihos at Washington (W)	8, 119 (1)
12/12/54	Pete Pihos vs. Giants (W0	8, 119 (1)
11/28/54	Jerry Williams (RB) vs. Washington (W0	6, 163 (1)
11/07/54	Dom Moselle (RB) vs. Cardinals (W)	7, 100 (1)
10/23/54	Pete Pihos at Steelers (L)	7, 111 (1)
10/17/54	Pete Pihos at Washington (W)	9, 132 (3)
10/03/54	Bobby Walston at Cardinals (W)	5, 110 (3)
	Jerry Williams (RB) at Cardinals (W)	5, 166 (1)
11/21/53	Pete Pihos vs. Cardinals (W)	7, 113 (0)
11/15/53	Pete Pihos vs. Colts (W)	7, 118 (1)
	Bobby Walston vs. Colts (W)	7, 110 (0)
11/08/53	Pete Pihos vs. Giants (W)	7, 145 (2)
	Bobby Walston vs. Giants (W)	8, 176 (2)
10/25/53	Pete Pihos at Cardinals (W)	8, 156 (1)
10/10/53	Bobby Walston at Browns (L)	4, 110 (0)
12/07/52	Bud Grant vs. Texans (W)	11, 203 (2)
11/30/52	Bud Grant at Cardinals (L)	8, 186 (1)
11/23/52	Bobby Walston at Browns (W)	4, 121 (1)
10/12/52	Bud Grant vs. Steelers (W)	5, 111 (1)
09/28/52	Bud Grant at Steelers (W)	4, 135 (1)
10/21/51	Bobby Walston* at Giants (L)	6, 118 (2)
10/22/50	Jack Ferrante at Steelers (W)	5, 118 (0)
10/15/50	Jack Ferrante at Colts (W)	6, 103 (0)
10/07/50	Jack Ferrante vs. Rams (W)	4, 101 (2)
11/13/49	Clyde Scott* (RB) at Washington (W)	4, 127 (1)
12/12/48	Jack Ferrante vs. Lions (W)	7, 184 (3)
11/28/48	Pete Pihos vs. Steelers (W)	7, 112 (1)
11/07/48	Pete Pihos at Giants (W)	5, 128 (2)
12/14/47	Pete Pihos* vs. Packers (W)	4, 108 (1)
11/11/45	Jack Ferrante vs. Giants (W)	5, 135 (2)
10/28/45	Jack Ferrante vs. Rams (W)	5, 101 (1)
12/05/43	Tony Bova vs. Packers (L)	3, 106 (2)
11/01/42	Fred Meyer* at Washington (L)	4, 119 (0)
12/01/40	Don Looney* at Washington (L)	14, 180 (0)
10/26/40	Lester McDonald vs. Dodgers (L)	6, 102 (0)
09/22/40	Don Looney* at Rams (L)	8, 129 (2)
09/15/40	Don Looney* at Packers (L)	8, 115 (1)
11/19/39	Herschel Ramsey at Bears (L)	8, 131 (1)
09/11/38	Joe Carter vs. Washington (L)	6, 116 (2)
11/14/37	Joe Carter at Packers (L)	6, 139 (1)

* Rookie | *Playoff Game*

NFL RECORDS HELD BY EAGLES

MOST TOUCHDOWN PASSES, Game

7 Nick Foles (11/3/13 at Raiders) and Adrian Burk (10/17/54 at Washington); *tied with Drew Brees, Saints (2015), Peyton Manning, Broncos (2013), Joe Kapp, Vikings (1969), Y.A. Tittle, Giants (1962), George Blanda, Houson Oilers (1961) and Sid Luckman, Bears (1943)*

MOST CONSECUTIVE COMPLETIONS

25 Nick Foles (12/30/18 at Washington); *tied with Philip Rivers, Chargers (25 vs. Cardinals, 2018) and Ryan Tannehill, Dolphins (7 at Texans, 2015)*

LONGEST TOUCHDOWN PASS

99t Ron Jaworski to Mike Quick (11/10/85 vs. Falcons) (OT); *tied with many others*

MOST INTERCEPTIONS RETURNED FOR TD, Season

4 Eric Allen, 1993; *tied with Jim Kearney, Chiefs (1972) and Ken Houston, Houston Oilers (1971)*

MOST INTERCEPTIONS, Game

4 Russ Craft (9/24/50 at Chi. Cardinals); *tied with 17 others*

MOST KICKOFF RETURN TOUCHDOWNS, Game

2 Timmy Brown (11/6/66 vs. Cowboys), 93 and 90 yards; *tied with Josh Cribbs, Browns (2009), Andre Davis, Texans (2007), Devin Hester, Bears (2006), Chad Morton, Jets (2002), Tyrone Hughes, Saints (1994), Ron Brown, Rams (1985) and Travis Williams, Packers (1967)*

MOST 50+ YARD TOUCHDOWNS, Season

8 DeSean Jackson (2009); *tied with Devin Hester, Bears (2007) and Elroy "Crazy Legs" Hirsch, Rams (1951)*



A.J. BROWN

SCRIMMAGE YARDS CAREER

Rk	Player	G	Touches	Yds	Avg	Yds/G	TD
1.	Brian Westbrook (RB) (2002-09)	107	1,734	9,785	5.6	91.4	66
2.	LeSean McCoy (RB) (2009-14)	90	1,761	9,074	5.2	100.8	54
3.	Harold Carmichael (WR) (1971-83)	180	598	9,042	15.1	50.2	79
4.	Wilbert Montgomery (RB) (1977-84)	100	1,731	8,985	5.2	89.9	57
5.	Pete Retzlaff (TE) (1956-66)	132	458	7,408	16.2	56.1	47
6.	Duce Staley (RB) (1997-2003)	98	1,475	7,305	5.0	74.5	32
7.	Timmy Brown (B) (1960-67)	96	1,081	7,049	6.5	73.4	55
8.	DeSean Jackson (WR) (2008-13, '19-20)	95	437	6,897	15.8	72.6	38
9.	Mike Quick (WR) (1982-90)	101	364	6,459	17.7	64.0	61
10.	Steve Van Buren (B) (1944-51)	83	1,365	6,383	4.7	76.9	72
11.	Zach Ertz (TE) (2013-21)	123	579	6,267	10.8	51.0	38
12.	Keith Byars (RB) (1986-92)	105	1,121	6,204	5.5	59.1	30
13.	Pete Pihos (E) (1947-55)	107	382	5,615	14.7	52.5	61
14.	Tommy McDonald (FL) (1957-63)	88	304	5,521	18.2	62.7	66
15.	Bobby Walston (WR/K) (1951-62)	148	315	5,375	17.1	36.3	46
16.	Ricky Watters (RB) (1995-97)	48	1,136	5,112	4.5	106.5	32
17.	Brent Celek (TE) (2007-17)	175	398	4,998	12.6	28.6	31
18.	Jeremy Maclin (WR) (2009-14)	75	349	4,801	13.8	64.0	36
19.	Ben Hawkins (FL) (1966-73)	102	271	4,772	17.6	46.8	32
20.	Tom Woodeshick (B) (1963-71)	111	956	4,736	5.0	42.7	27

TOUCHES CAREER

Rk	Player	Touches
1.	LeSean McCoy (2009-14)	1,761
2.	Brian Westbrook (2002-09)	1,734
3.	Wilbert Montgomery (1977-84)	1,731
4.	Duce Staley (1997-2003)	1,475
5.	Steve Van Buren (B) (1944-51)	1,365

YARDS/TOUCH CAREER

Rk	Player	Avg
1.	Timmy Brown (B) (1960-67)	6.5
2.	Brian Westbrook (2002-09)	5.6
3.	Keith Byars (1986-92)	5.5
4t.	**Saquon Barkley (2024-)**	**5.2**
	Wilbert Montgomery (1977-84)	5.2
	LeSean McCoy (2009-14)	5.2

SCRIMMAGE YARDS SEASON

Rk	Player	Touches	Yds	Avg	Yds/G	TD
1.	**Saquon Barkley (2024)**	**378**	**2,283**	**6.0**	**142.7**	**15**
2.	LeSean McCoy (2013)	366	2,146	5.9	134.1	11
3.	Brian Westbrook (2007)	368	2,104	5.7	140.3	12
4.	Wilbert Montgomery (1979)	379	2,006	5.3	125.4	14
5.	Wilbert Montgomery (1981)	335	1,923	5.7	128.2	10
6.	Brian Westbrook (2006)	317	1,916	6.0	127.7	11
7.	Ricky Watters (1996)	404	1,855	4.6	115.9	13
8.	Ricky Watters (1995)	399	1,707	4.3	106.7	12
9.	LeSean McCoy (2010)	285	1,672	5.9	111.5	9
10.	LeSean McCoy (2011)	321	1,624	5.1	108.3	20

TOUCHES SEASON

Rk	Player	Touches
1.	Ricky Watters (1996)	404
2.	Ricky Watters (1995)	399
3.	Wilbert Montgomery (1979)	379
4.	**Saquon Barkley (2024)**	**378**
5.	Brian Westbrook (2007)	368

YARDS/TOUCH SEASON

Rk	Player	Avg
1t.	Timmy Brown (1965)	7.4
	Timmy Brown (1962)	7.4
3.	Herschel Walker (1994)	6.3
4.	Steve Van Buren (1945)	6.2
5.	**Saquon Barkley (2024)**	**6.0**

SCRIMMAGE YARDS GAME

Rk	Player	Yds
1.	**Saquon Barkley (11/24/24 at Rams)**	**302**
2.	Duce Staley (9/3/00 at Cowboys)	262
3.	Timmy Brown (12/16/62 at Cardinals)	249
4t.	Wilbert Montgomery (11/4/79 vs. Browns)	237
	Tommy McDonald (12/10/61 vs. Giants)	237

TOUCHES GAME

Rk	Player	Touches
1t.	Brian Westbrook (12/7/08 at Giants)	39
	Ricky Watters (12/10/95 vs. Cowboys)	39
	Heath Sherman (11/12/90 vs. Washington)	39
4.	Heath Sherman (10/6/91 at Buccaneers)	37
5.	Ricky Watters (10/8/95 vs. Washington) (OT)	36

CAREER RECORDS – min. 750 touches

SEASON RECORDS – min. 150 touches

SACKS CAREER

Rk	Player	Sacks
1.	Reggie White (DE) (1985-92)	124.0
2.	Trent Cole (DE/LB) (2005-14)	85.5
3.	Brandon Graham (DE) (2010-25)	79.5
4.	Clyde Simmons (DE) (1986-93)	76.0
5.	Fletcher Cox (DT) (2012-23)	70.0
6.	Hugh Douglas (DE) (1998-2002, '04)	54.5
7.	Greg Brown (DE) (1982-86)	50.5
8.	Josh Sweat (DE) (2018-24)	43.0
9.	Andy Harmon (DT) (1991-97)	39.5
10.	Seth Joyner (LB) (1986-93)	37.0
11.	William Fuller (DE) (1994-96)	35.5
12.	Dennis Harrison (DE) (1978-84)	34.0
13.	William Thomas (LB) (1991-99)	33.0
14.	Ken Clarke (DT) (1982-87)	32.5
15.	Corey Simon (DT) (2000-04)	32.0
16t.	Connor Barwin (DE/LB) (2013-16)	31.5
	Juqua Parker (DE) (2005-11)	31.5
	Mike Mamula (DE) (1995-2000)	31.5
19.	Vinny Curry (DE) (2012-17, '19-20)	30.0
20.	Jerome Brown (DT) (1987-91)	29.5

Note: Only includes figures since 1982 (when sacks became an official NFL statistic)

SACKS SEASON

Rk	Player	Sacks
1.	Reggie White (DE) (1987)	21.0
2.	Clyde Simmons (DE) (1992)	19.0
3t.	Jason Babin (DE) (2011)	18.0
	Reggie White (DE) (1988)	18.0
	Reggie White (DE) (1986)	18.0
6t.	Haason Reddick (DE) (2022)	16.0
	Greg Brown (DE) (1984)	16.0
8.	Clyde Simmons (DE) (1989)	15.5
9t.	Hugh Douglas (DE) (2000)	15.0
	Reggie White (DE) (1991)	15.0

SACKS GAME

Rk	Player	Sacks
1t.	Hugh Douglas (DE) (10/18/98 at Chargers)	4.5
	Clyde Simmons (DE) (9/15/91 at Cowboys)	4.5
3t.	Reggie White (DE) (9/25/88 at Vikings)	4.0
	Reggie White (DE) (11/30/86 at L.A. Raiders)	4.0
	Reggie White (DE) (11/2/86 at StL Cardinals)	4.0
	Garry Cobb (LB) (10/5/86 at Falcons)	4.0
	Greg Brown (DE) (12/16/84 at Falcons)	4.0



REGGIE WHITE

GAMES WITH 3.0 SACKS

3.0-SACK GAMES, Career

Rk	Player	Games
1.	Reggie White (1985-92)	9
2.	Clyde Simmons (1986-93)	4
3t.	Trent Cole (2005-14)	3
	Jason Babin (2009, '11-12)	3
5t.	Fletcher Cox (2012-23)	2
	Brandon Graham (2010-25)	2
	Several others tied	2

Includes playoff games

3.0-SACK GAMES, Season

Rk	Player	Games
1t.	Jason Babin (2011)	3
	Reggie White (1986)	3
3t.	Connor Barwin (2014)	2
	Clyde Simmons (1992)	2
	Dennis Harrison (1983)	2

Regular season only

GAMES WITH MULTIPLE SACKS

MULTI-SACK GAMES, Career

Rk	Player	Games
1.	Reggie White (1985-92)	38
2.	Clyde Simmons (1986-93)	22
3.	Trent Cole (2005-14)	20
4.	Brandon Graham (2010-25)	18
5.	Hugh Douglas (1998-2002, '04)	13

Includes playoff games

MULTI-SACK GAMES, Season

Rk	Player	Games
1.	Reggie White (1987)	9
2.	Clyde Simmons (1992)	7
3t.	Jason Babin (2011)	6
	Reggie White (1988)	6
5t.	Haason Reddick (2022)	5
	Hugh Douglas (2000)	5
	Clyde Simmons (1991)	5

Regular season only

CONSECUTIVE MULTI-SACK GAMES

Rk	Player	Games
1.	Reggie White (1987)	4
2t.	Haason Reddick (2022)	3
	Jason Babin (2011)	3
	William Fuller (1995)	3
	Andy Harmon (1995)	3
	Reggie White (1986)	3
	Dennis Harrison (1982)	3

CONSECUTIVE GAMES WITH A SACK

Rk	Player	Games
1t.	Haason Reddick (2022)	8
	Reggie White (1987-88)	8
	Reggie White (1986-87)	8
4t.	William Fuller (1994)	7
	Dennis Harrison (1982)	7
6.	Clyde Simmons (1992)	6

MULTI-SACK GAMES (SINCE 1982)

11/08/26	**Zack Baun vs. Giants (L)**	**2.0**
10/11/26	**Jalen Carter at Jaguars (L)**	**2.0**
12/28/25	**Jalyx Hunt at Bills (W)**	**2.0**
12/14/25	Brandon Graham vs. Raiders (W)	2.0
12/08/25	**Jalyx Hunt at Chargers (L)**	**2.5**
	Jordan Davis at Chargers (L)	**1.5**
	Byron Young at Chargers (L)	**1.5**
02/09/25	*Josh Sweat vs. Chiefs (W)*	*2.5*
	Milton Williams vs. Chiefs (W)	*2.0*
01/19/25	***Jalen Carter vs. Rams (W)***	***2.0***
01/12/25	***Nolan Smith vs. Packers (W)***	***2.0***
11/24/24	Milton Williams at Rams (W)	2.0
11/03/24	Josh Sweat vs. Jaguars (W)	2.0
10/20/24	**Jalen Carter at Giants (W)**	**2.0**
	Nakobe Dean at Giants (W)	2.0
09/06/24	**Zack Baun vs. Packers (W)**	**2.0**
12/10/23	Haason Reddick at Cowboys (L)	2.0
12/03/23	Fletcher Cox vs. 49ers (L)	1.5
11/05/23	Brandon Graham vs. Cowboys (W)	1.5
10/22/23	Josh Sweat vs. Dolphins (W)	2.0
10/15/23	Haason Reddick at Jets (L)	2.5
10/08/23	**Jalen Carter at Rams (W)**	**2.0**
	Haason Reddick at Rams (W)	2.0
10/01/23	Nicholas Morrow vs. Commanders (W)	3.0
01/29/23	*Haason Reddick vs. 49ers (W)*	*2.0*
01/21/23	*Haason Reddick vs. Giants (W)*	*1.5*
	Josh Sweat vs. Giants (W)	*1.5*
01/01/23	Brandon Graham vs. Saints (L)	2.0
	Haason Reddick vs. Saints (L)	2.0
12/24/22	Haason Reddick at Cowboys (L)	2.0
	Josh Sweat at Cowboys (L)	1.5
12/18/22	Javon Hargrave at Bears (W)	2.0
	Haason Reddick at Bears (W)	2.0
	Josh Sweat at Bears (W)	2.0
12/11/22	Brandon Graham at Giants (W)	3.0
12/04/22	Josh Sweat vs. Titans (W)	2.0
11/03/22	Javon Hargrave at Texans (W)	3.0
10/30/22	Javon Hargrave vs. Steelers (W)	2.0
10/02/22	Haason Reddick vs. Jaguars (W)	2.0
09/25/22	Brandon Graham at Commanders (W)	2.5
	Fletcher Cox at Commanders (W)	1.5
	Haason Reddick at Commanders (W)	1.5
	Josh Sweat at Commanders (W)	1.5
01/16/22	*Ryan Kerrigan at Buccaneers (L)*	*1.5*
01/02/22	Josh Sweat at Washington (W)	1.5
12/21/21	Fletcher Cox vs. Washington (W)	2.0
12/05/21	Josh Sweat at Jets (W)	1.5
10/31/21	Josh Sweat at Lions (W)	2.0
09/27/21	Javon Hargrave at Cowboys (L)	2.0
09/12/21	Javon Hargrave at Falcons (W)	2.0
12/13/20	Javon Hargrave vs. Saints (W)	2.0
	Josh Sweat vs. Saints (W)	2.0
10/18/20	Brandon Graham vs. Ravens (L)	2.0
09/27/20	Derek Barnett vs. Bengals (T)	2.0
	Brandon Graham vs. Bengals (T)	2.0
	Jalen Mills vs. Bengals (T)	1.5
12/29/19	Derek Barnett at Giants (W)	2.0
12/09/19	Vinny Curry vs. Giants (W)	2.0
11/24/19	Brandon Graham vs. Seahawks (L)	1.5
	Malcolm Jenkins vs. Seahawks (L)	2.0
10/27/19	Fletcher Cox at Bills (W)	1.5
10/06/19	Brandon Graham vs. Jets (W)	3.0
	Orlando Scandrick vs. Jets (W)	2.0
12/30/18	Fletcher Cox at Washington (W)	3.0
12/23/18	Chris Long vs. Texans (W)	2.0
12/09/18	Michael Bennett at Cowboys (L)	1.5
	Fletcher Cox at Cowboys (L)	1.5
11/11/18	Michael Bennett vs. Cowboys (L)	2.0
	Brandon Graham vs. Cowboys (L)	1.5
10/28/18	Jordan Hicks at Jaguars (W)	1.5
	Chris Long at Jaguars (W)	2.0
09/23/18	Derek Barnett vs. Colts (W)	1.5
09/06/18	Fletcher Cox vs. Falcons (W)	1.5
	Jordan Hicks vs. Falcons (W)	1.5
12/03/17	Brandon Graham at Seahawks (L)	1.5
11/19/17	Derek Barnett* at Cowboys (W)	2.0
10/23/17	Derek Barnett* vs. Washington (W)	2.0
09/10/17	Brandon Graham at Washington (W)	2.0
12/11/16	Fletcher Cox vs. Washington (L)	1.5
09/25/16	Fletcher Cox vs. Steelers (W)	2.0
12/26/15	Fletcher Cox vs. Washington (L)	2.0
12/06/15	Connor Barwin at Patriots (W)	2.0
	Brandon Graham at Patriots (W)	2.0
11/26/15	Vinny Curry at Lions (L)	2.0
11/08/15	Brandon Graham at Cowboys (W)	2.0
10/11/15	Fletcher Cox vs. Saints (W)	3.0
11/23/14	Connor Barwin vs. Titans (W)	2.0
	Trent Cole vs. Titans (W)	2.0
11/10/14	Connor Barwin vs. Panthers (W)	3.5
	Brandon Graham vs. Panthers (W)	1.5
10/12/14	Connor Barwin vs. Giants (W)	3.0
	Vinny Curry vs. Giants (W)	2.0
10/05/14	Connor Barwin vs. Rams (W)	2.0
12/22/13	Trent Cole vs. Bears (W)	3.0
	Mychal Kendricks vs. Bears (W)	2.0
12/01/13	Trent Cole vs. Cardinals (W)	2.0
	Brandon Graham vs. Cardinals (W)	2.0
11/17/13	Trent Cole vs. Washington (W)	2.0
12/13/12	Fletcher Cox* vs. Bengals (L)	1.5
	Brandon Graham vs. Bengals (L)	2.5
12/02/12	Brandon Graham at Cowboys (L)	1.5
09/23/12	Jason Babin at Cardinals (L)	1.5
12/18/11	Jason Babin vs. Jets (W)	3.0
12/11/11	Jason Babin at Dolphins (W)	3.0
	Trent Cole at Dolphins (W)	3.0
12/01/11	Jason Babin at Seahawks (L)	2.0
10/30/11	Jason Babin vs. Cowboys (W)	2.0
10/02/11	Jason Babin vs. 49ers (L)	3.0
09/18/11	Cullen Jenkins at Falcons (L)	2.0
09/11/11	Jason Babin at Rams (W)	2.0
11/28/10	Trent Cole at Bears (L)	2.0
10/17/10	Trent Cole vs. Falcons (W)	2.0
09/26/10	Trent Cole at Jaguars (W)	2.0
	Trevor Laws at Jaguars (W)	2.0
09/12/10	Juqua Parker vs. Packers (L)	2.0
12/20/09	Trent Cole vs. 49ers (W)	2.0
12/13/09	Darren Howard at Giants (W)	2.0
10/26/09	Trent Cole at Washington (W)	2.0
09/13/09	Darren Howard at Panthers (W)	2.0
12/28/08	Chris Clemons vs. Cowboys (W)	2.0
11/16/08	Trent Cole at Bengals (T)	2.0
	Darren Howard at Bengals (T)	2.0
11/02/08	Darren Howard at Seahawks (W)	1.5
09/21/08	Omar Gaither vs. Steelers (W)	1.5
	Darren Howard vs. Steelers (W)	2.0
	Juqua Parker vs. Steelers (W)	2.5

MULTI-SACK GAMES (SINCE 1982)

12/09/07	Trent Cole vs. Giants (L)	2.0
10/28/07	Trent Cole at Vikings (W)	2.0
09/23/07	Brodrick Bunkley vs. Lions (W)	2.0
	Trent Cole vs. Lions (W)	3.5
	Juqua Parker vs. Lions (W)	2.0
09/09/07	Trent Cole at Packers (L)	1.5
01/13/07	*Darwin Walker at Saints (L)*	*2.0*
12/31/06	Matt McCoy vs. Falcons (W)	2.0
	Juqua Parker vs. Falcons (W)	2.0
11/19/06	Trent Cole vs. Titans (L)	1.5
10/08/06	Darren Howard vs. Cowboys (W)	2.0
	Darwin Walker vs. Cowboys (W)	3.0
09/17/06	Trent Cole vs. Giants (L)	2.0
	Jevon Kearse vs. Giants (L)	2.5
	Mike Patterson vs. Giants (L)	1.5
09/10/06	Trent Cole at Texans (W)	2.0
11/20/05	Trent Cole* at Giants (L)	2.0
	Jevon Kearse at Giants (L)	2.5
11/14/05	Trent Cole* vs. Cowboys (L)	2.0
09/12/05	Brian Dawkins at Falcons (L)	1.5
	Darwin Walker at Falcons (L)	1.5
01/23/05	*Derrick Burgess vs. Falcons (W)*	*2.0*
12/05/04	Corey Simon vs. Packers (W)	2.0
	Darwin Walker vs. Packers (W)	2.0
11/28/04	Corey Simon at Giants (W)	2.0
11/07/04	Sam Rayburn at Steelers (L)	2.0
10/31/04	Jevon Kearse vs. Ravens (W)	2.0
09/26/04	Jevon Kearse at Lions (W)	3.0
11/16/03	Darwin Walker vs. Giants (W)	1.5
12/21/02	N.D. Kalu at Cowboys (W)	2.0
12/08/02	Brandon Whiting at Seahawks (W)	2.0
12/01/02	Hugh Douglas vs. Rams (W)	2.0
	N.D. Kalu vs. Rams (W)	3.0
11/03/02	Hugh Douglas at Bears (W)	2.0
10/20/02	Carlos Emmons vs. Buccaneers (W)	2.0
12/09/01	Derrick Burgess at Chargers (W)	2.0
11/29/01	Corey Simon at Chiefs (W)	2.0
11/25/01	Corey Simon vs. Washington (L)	2.0
11/18/01	Troy Vincent at Cowboys (W)	1.5
11/11/01	Hugh Douglas vs. Vikings (W)	2.5
11/04/01	Hugh Douglas vs. Cardinals (W)	2.0
09/23/01	Brandon Whiting at Seahawks (W)	2.0
12/31/00	*Hugh Douglas vs. Buccaneers (W)*	*2.0*
11/19/00	Brian Dawkins vs. Cardinals (W)	2.0
	Corey Simon* vs. Cardinals (W)	1.5
	Jeremiah Trotter vs. Cardinals (W)	2.0
11/05/00	Brandon Whiting vs. Cowboys (W)	1.5
10/22/00	Hugh Douglas vs. Bears (W)	1.5
10/08/00	Hugh Douglas vs. Washington (L)	2.0
09/24/00	Corey Simon* at Saints (W)	2.0
09/17/00	Hugh Douglas at Packers (L)	2.5
09/03/00	Hugh Douglas at Cowboys (W)	2.0
01/02/00	Tyrone Williams vs. Rams (W)	2.0
12/19/99	Mike Mamula vs. Patriots (W)	3.0
10/31/99	Greg Jefferson vs. Giants (L)	1.5
11/22/98	Bill Johnson at Giants (L)	1.5
11/15/98	Hugh Douglas at Washington (L)	1.5
11/08/98	Hugh Douglas vs. Lions (W)	2.5
10/18/98	Hugh Douglas at Chargers (L)	4.5
10/11/98	Hugh Douglas vs. Washington (W)	1.5
	Hollis Thomas vs. Washington (W)	2.0
	Al Wallace vs. Washington (W)	1.5
12/14/97	Greg Jefferson at Falcons (L)	2.0
11/02/97	Hollis Thomas at Cardinals (L)	1.5
10/26/97	Rhett Hall vs. Cowboys (W)	3.5
	William Thomas vs. Cowboys (W)	2.0
09/15/97	Bobby Taylor at Cowboys (L)	2.0
12/22/96	William Fuller vs. Cardinals (W)	3.0
12/01/96	William Fuller vs. Giants (W)	2.0
11/24/96	William Thomas at Cardinals (L)	2.0
10/13/96	William Fuller at Giants (W)	2.0
	Rhett Hall at Giants (W)	1.5
	Mike Mamula at Giants (W)	2.5
	William Thomas at Giants (W)	1.5
09/22/96	William Fuller at Falcons (W)	2.0
09/01/96	Mike Mamula at Washington (W)	2.0
12/17/95	William Fuller vs. Cardinals (L)	2.0
12/10/95	William Fuller vs. Cowboys (W)	1.5
12/03/95	William Fuller at Seahawks (L)	2.0
	Kevin Johnson at Seahawks (L)	2.0
11/19/95	Andy Harmon vs. Giants (W)	2.0
	Mike Mamula vs. Giants (W)	3.0
10/29/95	William Fuller vs. Rams (W)	2.0
	Andy Harmon vs. Rams (W)	2.0
10/15/95	Andy Harmon at Giants (W)	2.0
	Kevin Johnson at Giants (W)	2.0
10/08/95	Andy Harmon vs. Washington (W)	3.0
10/01/95	Mike Mamula at Saints (W)	2.0
12/18/94	Mike Flores vs. Giants (L)	2.0
12/04/94	William Fuller at Cowboys (L)	1.5
11/06/94	Andy Harmon vs. Cardinals (W)	2.0
10/24/94	William Thomas vs. Oilers (W)	2.0
09/18/94	Bill Romanowski vs. Packers (W)	1.5
09/12/94	William Fuller vs. Bears (W)	2.0
01/03/94	Andy Harmon vs. 49ers (W)	3.0
12/26/93	Clyde Simmons vs. Saints (W)	2.0
12/06/93	Andy Harmon at Cowboys (L)	2.5
11/28/93	Mike Flores at Washington (W)	2.0
10/31/93	Andy Harmon vs. Cowboys (L)	2.0
09/19/93	Clyde Simmons vs. Washington (W)	2.0
12/27/92	Clyde Simmons vs. Giants (W)	1.5
12/13/92	Clyde Simmons at Seahawks (W)	2.0
	Reggie White at Seahawks (W)	2.0
12/06/92	Andy Harmon vs. Vikings (W)	2.5
11/29/92	Mike Pitts at 49ers (L)	2.0
11/22/92	Clyde Simmons at Giants (W)	3.0
	Reggie White at Giants (W)	3.5
11/08/92	Clyde Simmons vs. Raiders (W)	1.5
	Reggie White vs. Raiders (W)	1.5
10/11/92	Clyde Simmons at Chiefs (L)	2.0
10/05/92	Reggie White vs. Cowboys (W)	2.0
09/20/92	Clyde Simmons vs. Broncos (W)	1.5
09/13/92	Clyde Simmons at Cardinals (W)	3.0
12/22/91	Reggie White vs. Washington (W)	2.0
12/08/91	Clyde Simmons at Giants (W)	2.0
12/02/91	Seth Joyner at Oilers (W)	2.0
11/17/91	Clyde Simmons vs. Bengals (W)	2.0
	Reggie White vs. Bengals (W)	2.0
11/04/91	Clyde Simmons vs. Giants (W)	1.5
	Reggie White vs. Giants (W)	1.5
10/06/91	Wes Hopkins at Buccaneers (L)	2.0
09/22/91	Clyde Simmons vs. Steelers (W)	2.0
09/15/91	Jerome Brown at Cowboys (W)	2.5
	Mike Golic at Cowboys (W)	2.0
	Clyde Simmons at Cowboys (W)	4.5
09/01/91	Reggie White at Packers (W)	3.0

MULTI-SACK GAMES (SINCE 1982)

12/29/90	Seth Joyner at Cardinals (W)	2.0
12/16/90	Clyde Simmons vs. Packers (W)	1.5
	Reggie White vs. Packers (W)	1.5
11/18/90	Clyde Simmons at Falcons (W)	2.0
11/12/90	Reggie White vs. Washington (W)	2.0
11/04/90	Seth Joyner vs. Patriots (W)	2.0
10/15/90	Jessie Small vs. Vikings (W)	2.0
09/30/90	Reggie White vs. Colts (L)	3.0
09/16/90	Mike Pitts vs. Cardinals (L)	2.0
	Reggie White vs. Cardinals (L)	2.0
12/18/89	Jerome Brown at Saints (L)	2.0
10/29/89	Clyde Simmons at Broncos (W)	3.5
	Reggie White at Broncos (W)	1.5
10/22/89	Seth Joyner vs. Raiders (W)	2.0
10/15/89	Jerome Brown at Cardinals (W)	2.5
10/08/89	Reggie White vs. Giants (W)	2.0
09/24/89	Mike Pitts vs. 49ers (L)	2.0
	Clyde Simmons vs. 49ers (L)	2.0
	Reggie White vs. 49ers (L)	2.5
09/17/89	Jerome Brown at Washington (W)	2.0
09/10/89	Clyde Simmons vs. Seahawks (W)	2.0
12/18/88	Reggie White at Cowboys (W)	2.0
12/10/88	Reggie White at Cardinals (W)	2.0
11/27/88	Clyde Simmons vs. Cardinals (W)	2.5
11/06/88	Reggie White vs. Rams (W)	2.0
10/30/88	Reggie White vs. Falcons (L)	2.0
10/10/88	Reggie White vs. Giants (W)	2.5
10/02/88	Clyde Simmons vs. Oilers (W)	2.0
09/25/88	Reggie White at Vikings (L)	4.0
12/27/87	Reggie White vs. Bills (W)	2.0
12/20/87	Reggie White at Jets (W)	2.0
12/06/87	Reggie White at Giants (L)	2.0
11/29/87	Mike Pitts at Patriots (W)	2.0
	Reggie White at Patriots (W)	2.0
11/22/87	Reggie White vs. Rams (L)	2.0
11/15/87	Reggie White vs. Giants (L)	3.0
11/01/87	Jerome Brown at Rams (W)	2.0
	Reggie White at Rams (W)	2.0
10/25/87	Reggie White vs. Cowboys (W)	2.5
10/18/87	Ray Phillips at Packers (L)	1.5
	Fred Smalls at Packers (L)	2.5
09/20/87	Clyde Simmons vs. Saints (W)	1.5
	Reggie White vs. Saints (W)	1.5
12/14/86	Reggie White at Cowboys (W)	3.0
12/07/86	Reggie White vs. Rams (T)	2.0
11/30/86	Reggie White at Raiders (W)	4.0
11/23/86	Ken Clarke at Seahawks (L)	2.0
11/09/86	Greg Brown vs. Giants (L)	2.0
11/02/86	Reggie White at Rams (L)	4.0
10/05/86	Garry Cobb at Falcons (W)	4.0
09/07/86	Ken Clarke at Washington (L)	2.0
12/22/85	Garry Cobb at Vikings (W)	2.0
	Reggie White at Vikings (W)	2.0
	Reggie Wilkes at Vikings (W)	2.0
12/08/85	Ray Ellis vs. Washington (L)	2.0
11/17/85	Reggie White at Rams (W)	3.0
11/10/85	Ken Clarke vs. Falcons (W)	2.0
	Reggie White vs. Falcons (W)	2.0
10/13/85	Greg Brown vs. Rams (W)	3.0
10/06/85	Greg Brown at Saints (L)	1.5
	Ken Clarke at Saints (L)	1.5
09/29/85	Ken Clarke vs. Giants (L)	1.5
	Reggie White vs. Giants (L)	2.5
12/16/84	Greg Brown at Falcons (L)	4.0
	Ken Clarke at Falcons (L)	2.0
	Byron Darby at Falcons (L)	2.0
12/09/84	Byron Darby vs. Patriots (W)	1.5
	Dennis Harrison vs. Patriots (W)	1.5
12/02/84	Greg Brown vs. Cowboys (L)	1.5
11/25/84	Dennis Harrison at Rams (L)	1.5
11/04/84	Ken Clarke at Lions (T)	3.0
10/21/84	Greg Brown vs. Giants (W)	1.5
	Dennis Harrison vs. Giants (W)	2.0
10/14/84	Ken Clarke vs. Colts (W)	2.0
	Dennis Harrison vs. Colts (W)	2.0
09/30/84	Greg Brown at Washington (L)	2.0
12/18/83	Greg Brown at Rams (L)	2.5
11/20/83	Greg Brown vs. Giants (L)	2.0
11/13/83	Dennis Harrison at Bears (L)	3.0
10/09/83	Dennis Harrison at Giants (W)	2.0
10/02/83	Dennis Harrison at Falcons (W)	3.0
09/25/83	Carl Hairston at Rams (L)	2.0
	Joel Williams at Rams (L)	1.5
12/26/82	Greg Brown at Cowboys (W)	2.0
	Dennis Harrison at Cowboys (W)	1.5
12/19/82	Carl Hairston vs. Oilers (W)	2.0
12/11/82	Dennis Harrison at Giants (L)	2.0
12/05/82	Dennis Harrison vs. Rams (L)	2.0
11/28/82	Dennis Harrison at Washington (L)	2.0

* Rookie | *Playoff Game*



TRENT COLE



BRANDON GRAHAM

INTERCEPTIONS CAREER

Rk	Player	INT	Yds	Avg	Lg	TD
1t.	Brian Dawkins (1996-2008)	34	515	15.1	67t	2
	Eric Allen (1988-94)	34	482	14.2	94t	5
	Bill Bradley (1969-76)	34	536	15.8	56t	1
4.	Herman Edwards (1977-85)	33	98	3.0	25	1
5.	Wes Hopkins (1983-93)	30	241	8.0	33	1
6.	Don Burroughs (1960-64)	29	351	12.1	46	0
7.	Troy Vincent (1996-2003)	28	341	12.2	90t	1
8t.	Joe Scarpati (1964-69)	24	402	16.8	67t	3
	Ernie Steele (1942-48)	24	404	16.8	62	0
10t.	Asante Samuel (2008-11)	23	304	13.2	50t	2
	Roynell Young (1980-88)	23	106	4.6	33	0

INTERCEPTION RETURN YARDS CAREER

Rk	Player	Yds
1.	Bill Bradley (1969-76)	536
2.	Brian Dawkins (1996-2008)	515
3.	Eric Allen (1988-94)	482
4.	Lito Sheppard (2002-08)	460
5.	Ernie Steele (1942-48)	404

INTERCEPTIONS RETURNED FOR TDs CAREER

Rk	Player	TD
1.	Eric Allen (1988-94)	5
2.	Malcolm Jenkins (2014-19)	4
3t.	Sheldon Brown (2002-09)	3
	Lito Sheppard (2002-08)	3
	Joe Scarpati (1964-69)	3

INTERCEPTIONS SEASON

Rk	Player	INT	Yds	Avg	Lg	TD
1.	Bill Bradley (1971)	11	248	22.5	51	0
2t.	Asante Samuel (2009)	9	117	13.0	37	0
	Bill Bradley (1972)	9	73	8.1	21	0
	Don Burroughs (1960)	9	124	13.8	46	0
	Ed "Bibbles" Bawel (1955)	9	168	18.7	42t	2
6t.	Eric Allen (1989)	8	38	4.8	18	0
	Terry Hoage (1988)	8	116	14.5	38	0
	Joe Scarpati (1966)	8	182	22.8	32	0
	Bob Hudson (1954)	8	89	11.1	32	0
	Tom Brookshier (1953)	8	41	5.1	22	0
	Ed "Bibbles" Bawel (1952)	8	121	15.1	35	0

INTERCEPTION RETURN YARDS SEASON

Rk	Player	Yds
1.	Bill Bradley (1971)	248
2.	Eric Allen (1993)	201
3.	Joe Scarpati (1966)	182
4.	Lito Sheppard (2004)	172
5.	Ed "Bibbles" Bawel (1955)	168

INTERCEPTIONS RETURNED FOR TDs SEASON

Rk	Player	TD
1.	Eric Allen (1993)	***4***
2t.	Malcolm Jenkins (2016)	2
	Lito Sheppard (2004)	2
	Seth Joyner (1992)	2
	Ed "Bibbles" Bawel (1955)	2

NFL Record



BRIAN DAWKINS



ERIC ALLEN

INTERCEPTIONS GAME

Rk	Player	INT
1.	Russ Craft (9/24/50 at Chi. Cardinals)	4
2t.	Kurt Coleman (10/16/11 at Washington)	3
	Joe Scarpati (10/23/66 at Giants)	3
	Jim Nettles (12/12/65 at Steelers)	3
	Nate Ramsey (11/28/65 at StL Cardinals)	3
	Don Burroughs (12/3/61 at Steelers)	3
	Chuck Weber (9/30/60 at Cowboys)	3
	Joe Sutton (9/24/50 at Chi. Cardinals)	3
	Gil Steinke (11/10/46 at Giants)	3
	Roy Zimmerman (12/9/45 vs. Boston Yanks)	3
	Roy Zimmerman (12/10/44 vs. Cleveland Rams)	3

NFL Record

INTERCEPTION YARDS GAME

Rk	Player	Yds
1.	Frank LeMaster (12/21/75 at Washington)	114
2.	Lito Sheppard (10/8/06 vs. Cowboys)	102
3.	Lito Sheppard (11/15/04 at Cowboys)	101
4t.	Sydney Brown (12/31/23 vs. Cardinals)	99
	Malcolm Jenkins (12/6/15 at Patriots)	99
	Jerry Norton (10/5/57 vs. Giants)	99

INTERCEPTION RETURNED FOR TD GAME

Rk	Player	TD
1.	Eric Allen (12/26/93 vs. Saints)	2



BILL BRADLEY

GAMES WITH 3 INTERCEPTIONS

3-INT GAMES, Career

Rk	Player	Games
1t.	Kurt Coleman (2010-13)	1
	Nate Ramsey (1963-72)	1
	Joe Scarpati (1964-69)	1
	Jim Nettles (1965-68)	1
	Don Burroughs (1960-64)	1
	Chuck Weber (1959-61)	1

Includes playoff games

GAMES WITH MULTIPLE INTERCEPTIONS

MULTI-INT GAMES, Career

Rk	Player	Games
1.	Bill Bradley (1969-76)	7
2t.	Herman Edwards (1977-85)	5
	Don Burroughs (1960-64)	5
4t.	Asante Samuel (2008-11)	4
	Eric Allen (1988-94)	4
	Wes Hopkins (1983-93)	4
	Joe Scarpati (1964-69)	4

Includes playoff games

MULTI-INT GAMES, Season

Rk	Player	Games
1.	Bill Bradley (1971)	4
2t.	8x, last: Asante Samuel (2010)	2

Regular season only

CONSECUTIVE MULTI-INT GAMES

Rk	Player	Games
1.	Bill Bradley (1971)	2

CONSECUTIVE GAMES WITH INT-TD

Rk	Player	Games
1.	Eric Allen (1993)	2

LONGEST INTERCEPTION RETURNS

Rk	Player	Yds
1.	James Willis intercepted pass 4 yards deep in the end zone and returned it 14 yards before lateraling to Troy Vincent, who ran 90 yards for a TD (11/3/96 at Cowboys - QB Troy Aikman)	104t
2.	Lito Sheppard (10/8/06 vs. Cowboys - QB Drew Bledsoe)	102t
3.	Lito Sheppard (11/15/04 at Cowboys - QB Vinny Testaverde)	101t
4t.	Sydney Brown (12/31/23 vs. Cardinals - QB Kyler Murray)	99t
	Malcolm Jenkins (12/6/15 at Patriots - QB Tom Brady)	99t
	Jerry Norton (10/5/57 vs. Giants - QB Charlie Conerly, deflected off goal post)	99t
7t.	Eric Allen (10/3/93 at Jets - QB Boomer Esiason)	94t
	Irv Cross (10/25/64 at Steelers - QB Terry Nofsinger)	94t
9.	Jack Hinkle (10/9/43 vs. Giants - QB Tuffy Leemans)	91

MULTI-INTERCEPTION GAMES (SINCE 1960)

01/11/26	***Quinyon Mitchell vs. 49ers (L)***	***2***
12/29/24	C.J. Gardner-Johnson vs. Cowboys (W)	2
10/16/22	C.J. Gardner-Johnson vs. Cowboys (W)	2
09/19/22	Darius Slay (CB) vs. Vikings (W)	2
10/10/21	Darius Slay (CB) at Panthers (W)	2
01/01/17	Jordan Hicks (LB) vs. Cowboys (W)	2
12/22/16	Malcolm Jenkins vs. Giants (W)	2
09/09/12	Kurt Coleman at Browns (W)	2
	Dominique Rodgers-Cromartie at Browns (W)	2
10/16/11	Kurt Coleman at Washington (W)	3
11/21/10	Asante Samuel vs. Giants (W)	2
11/15/10	Dimitri Patterson at Washington (W)	2
11/07/10	Asante Samuel vs. Colts (W)	2
11/29/09	Asante Samuel vs. Washington (W)	2
10/11/09	Asante Samuel vs. Buccaneers (W)	2
09/13/09	Sheldon Brown at Panthers (W)	2
10/08/06	Lito Sheppard vs. Cowboys (W)	2
10/02/05	Sheldon Brown at Chiefs (W)	2
10/17/04	Lito Sheppard vs. Panthers (W)	2
12/08/02	Bobby Taylor at Seahawks (W)	2
01/12/02	*Damon Moore vs. Buccaneers (W)*	*2*
12/16/01	Brian Dawkins at Washington (W)	2
09/24/00	Troy Vincent at Saints (W)	2
12/19/99	Troy Vincent vs. Patriots (W)	2
12/14/96	Michael Zordich at Jets (W)	2
09/22/96	William Thomas at Falcons (W)	2
12/17/95	William Thomas vs. Cardinals (W)	2
10/15/95	William Thomas at Giants (W)	2
12/26/93	Eric Allen vs. Saints (W)	2
10/17/93	Mark McMillian at Giants (L)	2
01/03/93	*Eric Allen at Saints (W)*	*2*
11/08/92	Eric Allen vs. Raiders (W)	2
11/17/91	Wes Hopkins vs. Bengals (W)	2
09/15/91	Rich Miano at Cowboys (W)	2
12/23/90	Eric Allen vs. Cowboys (W)	2
12/18/88	Wes Hopkins at Cowboys (W)	2
11/20/88	Terry Hoage at Giants (W)	2
09/04/88	Terry Hoage at Buccaneers (W)	2
09/20/87	Elbert Foules vs. Saints (W)	2
12/21/86	Roynell Young vs. Washington (L)	2
09/14/86	Andre Waters at Bears (L)	2
10/20/85	Wes Hopkins vs. Cowboys (W)	2
12/02/84	Wes Hopkins vs. Cowboys (L)	2
12/19/82	Roynell Young vs. Oilers (W)	2
12/20/81	Herman Edwards vs. Rams (W)	2
09/17/81	Brenard Wilson at Bills (W)	2
01/03/81	*Herman Edwards vs. Vikings (W)*	*2*
	Roynell Young vs. Vikings (W)	*2*
09/22/80	Herman Edwards vs. Giants (W)	2
11/04/79	Herman Edwards vs. Browns (L)	2
10/14/79	Randy Logan at Rams (W)	2
12/17/78	Herman Edwards vs. Giants (W)	2
09/17/78	Deac Sanders at Saints (W)	2
12/04/77	Randy Logan at Cowboys (L)	2
11/06/77	Deac Sanders vs. Saints (W)	2
10/09/77	Deac Sanders at Giants (W)	2
12/21/75	Frank LeMaster at Washington (W)	2
	Artimus Parker at Washington (W)	2
11/30/75	Bill Bergey vs. 49ers (W)	2
10/05/75	Bill Bradley vs. Washington (W)	2
11/05/72	Bill Bradley vs. Rams (T)	2
10/08/72	Bill Bradley at Washington (L)	2
12/12/71	Leroy Keyes vs. Rams (W)	2
11/21/71	Bill Bradley at Rams (W)	2
11/07/71	Bill Bradley at Washington (T)	2
10/31/71	Bill Bradley vs. Broncos (W)	2
09/26/71	Bill Bradley vs. Cowboys (L)	2
11/08/70	Adrian Young vs. Dolphins (W)	2
12/21/69	Joe Scarpati at 49ers (L)	2
10/13/69	Nate Ramsey at Colts (L)	2
11/17/68	Al Nelson at Giants (L)	2
10/29/67	Ron Medved vs. Cowboys (W)	2
10/23/66	Joe Scarpati at Giants (W)	3
09/18/66	Joe Scarpati vs. Falcons (W)	2
12/12/65	Jim Nettles at Steelers (W)	3
	Joe Scarpati at Steelers (W)	2
11/28/65	Nate Ramsey at Rams (W)	3
	Al Nelson at Rams (W)	2
12/13/64	Nate Ramsey at Rams (L)	2
12/01/63	Dave Lloyd at Steelers (T)	2
10/13/63	Don Burroughs at Washington (W)	2
12/09/62	Ben Scotti vs. Steelers (L)	2
10/06/62	Don Burroughs at Steelers (L)	2
12/03/61	Chuck Bednarik at Steelers (W)	2
	Don Burroughs at Steelers (W)	3
11/27/60	Don Burroughs vs. Giants (W)	2
10/16/60	Gene Johnson vs. Lions (W)	2
10/09/60	Don Burroughs vs. Rams (W)	2
09/30/60	Chuck Weber at Cowboys (W)	3

* Rookie | *Playoff Game*



HERMAN EDWARDS

GROSS AVERAGE CAREER

Rk	Player	Punts	Yds	Gross	Net	In20	Lg	Blk
1.	**Braden Mann (2023-)**	**219**	**10,743**	**49.1**	**42.5**	**77**	**86**	**1**
2.	Cameron Johnston (2018-20)	203	9,547	47.0	41.8	78	68	0
3.	Donnie Jones (2013-17)	374	16,971	45.4	40.5	138	72	4
4.	Arryn Siposs (2021-23)	107	4,768	44.6	39.3	35	68	1
5.	Joe Muha (1946-50)	179	7,688	43.0	---	---	82	2

NET AVERAGE CAREER

Rk	Player	Punts	Yds	Gross	Net	In20	Lg	Blk
1.	**Braden Mann (2023-)**	**219**	**10,743**	**49.1**	**42.5**	**77**	**86**	**1**
2.	Cameron Johnston (2018-20)	203	9,547	47.0	41.8	78	68	0
3.	Donnie Jones (2013-17)	374	16,971	45.4	40.5	138	72	4
4.	Arryn Siposs (2021-23)	107	4,768	44.6	39.3	35	68	1
5.	Sav Rocca (2007-10)	299	12,817	42.9	37.6	102	65	1

PUNTS CAREER

Rk	Player	Punts
1.	Adrian Burk (1951-56)	393
2.	Sean Landeta (1999-2002, '05)	376
3.	Tom Hutton (1995-98)	349
4.	John Teltschik (1986-89)	345
5.	Max Runager (1979-83, '89)	332

PUNTS INSIDE 20 CAREER

Rk	Player	In20
1.	Donnie Jones (2013-17)	138
2.	Jeff Feagles (1990-93)	106
3.	Sav Rocca (2007-10)	102
4.	Sean Landeta (1999-2002, '05)	96
5.	Dirk Johnson (2003-06)	79

GROSS AVERAGE SEASON

Rk	Player	Punts	Yds	Gross	Net	In20	Lg	Blk
1.	**Braden Mann (2025)**	**72**	**3,591**	**49.9**	**43.1**	**20**	**70**	**0**
2.	**Braden Mann (2023)**	**44**	**2,190**	**49.8**	**43.9**	**15**	**63**	**0**
3.	**Braden Mann (2024)**	**54**	**2,633**	**48.8**	**42.1**	**20**	**70**	**1**
4.	Cameron Johnston (2018)	61	2,937	48.2	42.7	24	68	0
5.	**Braden Mann (2026)**	**49**	**2,329**	**47.5**	**41.3**	**22**	**86**	**0**

NET AVERAGE SEASON

Rk	Player	Punts	Yds	Gross	Net	In20	Lg	Blk
1.	**Braden Mann (2023)**	**44**	**2,190**	**49.8**	**43.9**	**15**	**63**	**0**
2.	**Braden Mann (2025)**	**72**	**3,591**	**49.9**	**43.1**	**20**	**70**	**0**
3.	Cameron Johnston (2018)	61	2,937	48.2	42.7	24	68	0
4.	Cameron Johnston (2019)	71	3,292	46.4	42.3	28	61	0
5.	**Braden Mann (2024)**	**54**	**2,633**	**48.8**	**42.1**	**20**	**70**	**1**

Led NFL **Note:** Net average and inside-the-20 became official NFL statistics in 1976

PUNTS SEASON

Rk	Player	Punts
1.	John Teltschik (1986)	108
2.	Sean Landeta (1999)	107
3.	Tom Hutton (1998)	104
4.	John Teltschik (1988)	98
5.	Sean Landeta (2001)	97

PUNTS INSIDE 20 SEASON

Rk	Player	In20
1.	Donnie Jones (2014)	34
2.	Donnie Jones (2013)	33
3.	Jeff Feagles (1993)	31
4t.	Donnie Jones (2015)	29
	Jeff Feagles (1991)	29

LONGEST PUNTS

Rk	Player	Yds
1.	Randall Cunningham (12/3/89 at Giants)	91
2.	**Braden Mann (11/8/26 vs. Giants)**	**86**
3.	Joe Muha (10/10/48 vs. Giants)	82
4t.	Randall Cunningham (10/16/94 at Cowboys)	80
	King Hill (11/11/62 vs. Packers)	80

GROSS AVERAGE GAME

Rk	Player	Gross
1.	Cameron Johnston (9/20/20 vs. Rams)	60.5
2t.	**Braden Mann (12/31/23 vs. Cardinals)**	**58.5**
	Braden Mann (10/29/23 at Commanders)	**58.5**

NET AVERAGE GAME

Rk	Player	Net
1.	**Braden Mann (10/26/25 vs. Giants)**	**57.0**
2.	Arryn Siposs (11/27/22 vs. Packers)	52.0
3.	Donnie Jones (11/17/13 vs. Washington)	50.7

CAREER RECORDS – min. 100 punts

SEASON RECORDS – min. 40 punts

KICKOFF RETURN AVERAGE CAREER

Rk	Player	KOR	Yds	Avg	Lg	TD
1.	Josh Huff (2014-16)	42	1,165	27.7	107t	2
2.	Steve Van Buren (1944-51)	76	2,030	26.7	98t	3
3.	Irv Cross (1961-69)	28	745	26.6	74	0
4.	Timmy Brown (1960-67)	169	4,483	26.5	105t	5
5.	**Will Shipley (2024-)**	**41**	**1,084**	**26.4**	**41**	**0**
6.	Al Nelson (1965-73)	101	2,625	26.0	78	0
7.	Wilbert Montgomery (1977-84)	32	814	25.4	99t	1
8.	Quintin Demps (2008-09)	58	1,469	25.3	100t	1
9.	Brian Mitchell (2000-02)	131	3,311	25.3	94t	2
10.	Allen Rossum (1998-99)	98	2,427	24.8	89t	1

KICKOFF RETURNS CAREER

Rk	Player	KOR
1.	Timmy Brown (1960-67)	169
2.	Brian Mitchell (2000-02)	131
3.	Al Nelson (1965-73)	101
4.	Allen Rossum (1998-99)	98
5.	Larry Marshall (1974-77)	88

KICKOFF RETURN YARDS CAREER

Rk	Player	Yds
1.	Timmy Brown (1960-67)	4,483
2.	Brian Mitchell (2000-02)	3,311
3.	Al Nelson (1965-73)	2,625
4.	Allen Rossum (1998-99)	2,427
5.	Larry Marshall (1974-77)	2,075

KICKOFF RETURN TDs CAREER

Rk	Player	TD
1.	Timmy Brown (1960-67)	5
2t.	Derrick Witherspoon (1995-97)	3
	Steve Van Buren (1944-51)	3
4t.	Josh Huff (2014-16)	2
	Brian Mitchell (2000-02)	2

KICKOFF RETURN AVERAGE SEASON

Rk	Player	KOR	Yds	Avg	Lg	TD
1.	Al Nelson (1972)	25	728	29.1	78	0
2.	Steve Van Buren (1945)	13	373	***28.7***	***98t***	***1***
3.	Timmy Brown (1963)	33	945	28.6	100t	1
4.	Timmy Brown (1966)	20	562	28.1	93t	***2***
5.	Timmy Brown (1961)	***29***	***811***	28.0	***105t***	1
6.	Timmy Brown (1962)	30	831	27.7	99t	***1***
7.	Herschel Walker (1994)	21	581	27.7	94t	1
8.	Don Stevens (1952)	16	433	27.1	51	0
9.	Brian Mitchell (2002)	43	1,162	27.0	57	0
10.	Wilbert Montgomery (1977)	23	619	26.9	99t	1

Led NFL Led Conference

KICKOFF RETURNS SEASON

Rk	Player	KOR
1.	Allen Rossum (1999)	54
2.	Derrick Witherspoon (1996)	53
3.	Quintin Demps (2008)	52
4.	Herman Hunter (1985)	48
5t.	Brian Mitchell (2000)	47
	Duce Staley (1997)	47

KICKOFF RETURN YARDS SEASON

Rk	Player	Yds
1.	Allen Rossum (1999)	1,347
2.	Quintin Demps (2008)	1,314
3.	Derrick Witherspoon (1996)	1,271
4.	Brian Mitchell (2002)	1,162
5.	Duce Staley (1997)	1,139

KICKOFF RETURN TDs SEASON

Rk	Player	TD
1.	Derrick Witherspoon (1996)	2
	Timmy Brown (1966)	2

LONGEST KICKOFF RETURNS

Rk	Player	Yds
1.	Josh Huff (11/23/2014 vs. Titans)	107t
2.	Timmy Brown (9/17/1961 vs. Browns)	105t
3.	Russ Craft (10/7/1950 vs. Rams)	103t
4.	Chris Polk (9/21/2014 vs. Washington)	102t
5t.	Quintin Demps (11/23/2008 at Ravens)	100t
	Timmy Brown (9/22/1963 vs. Cardinals)	100t
	Dave Smukler (11/13/1938 at Brooklyn Dodgers)	100t

KICKOFF RETURNS GAME

Rk	Player	KOR
1t.	Quintin Demps (11/9/08 vs. Giants)	8
	Allen Rossum (11/21/99 vs. Colts)	8
	Derrick Witherspoon (11/24/96 at Cardinals)	8

KICKOFF RETURN YARDS GAME

Rk	Player	Yds
1.	Derrick Witherspoon (11/24/96 at Cardinals)	253
2.	Timmy Brown (11/6/66 vs. Cowboys)	247
3.	Allen Rossum (11/14/99 vs. Washington)	222

KICKOFF RETURN TDs GAME

Rk	Player	TD
1.	Timmy Brown (11/6/66 vs. Cowboys)	***2***

NFL Record

CAREER RECORDS – min. 25 returns

SEASON RECORDS – min. 1.25 returns/game

PUNT RETURN AVERAGE CAREER

Rk	Player	PR	FC	Yds	Avg	Lg	TD
1.	Ernie Steele (1942-48)	44	---	737	16.8	80t	1
2.	Steve Van Buren (1944-51)	34	---	473	13.9	55t	2
3.	Pat McHugh (1947-51)	31	---	402	13.0	69t	1
4.	Brian Westbrook (2002-09)	39	21	498	12.8	84t	2
5t.	Brian Mitchell (2000-02)	117	66	1,369	11.7	76t	2
	Darren Sproles (2014-19)	116	68	1,355	11.7	89t	4
7.	**Britain Covey (2022-)**	**93**	**56**	**1,072**	**11.5**	**54**	**0**
8.	Frank Reagan (1949-51)	27	---	304	11.3	42	1
9t.	Bosh Pritchard (1942, '47-51)	91	---	975	10.7	55t	1
	Vai Sikahema (1992-93)	73	30	778	10.7	87t	1

PUNT RETURNS CAREER

Rk	Player	PR
1.	Wally Henry (1977-82)	148
2.	DeSean Jackson (2008-13, '19-20)	132
3t.	Brian Mitchell (2000-02)	117
	John Sciarra (1978-83)	117
5.	Darren Sproles (2014-19)	116

PUNT RETURN YARDS CAREER

Rk	Player	Yds
1.	Brian Mitchell (2000-02)	1,369
2.	Darren Sproles (2014-19)	1,355
3.	DeSean Jackson (2008-13, '19-20)	1,296
4.	Wally Henry (1977-82)	1,231
5.	Larry Marshall (1974-77)	1,086

PUNT RETURN TDs CAREER

Rk	Player	TD
1t.	DeSean Jackson (2008-13, '19-20)	4
	Darren Sproles (2014-19)	4
3t.	Brian Westbrook (2002-09)	2
	Brian Mitchell (2000-02)	2
	Steve Van Buren (1944-51)	2

PUNT RETURN AVERAGE SEASON

Rk	Player	PR	FC	Yds	Avg	Lg	TD
1t.	Steve Van Buren (1944)	15	---	230	***15.3***	55	***1***
	Brian Westbrook (2003)	20	16	306	15.3	84t	***2***
3.	DeSean Jackson (2009)	29	15	***441***	***15.2***	***85t***	***2***
4.	**Britain Covey (2023)**	**29**	**18**	**417**	**14.4**	**54**	**0**
5.	Alvin Haymond (1968)	15	6	201	13.4	54t	1
6.	Darren Sproles (2016)	17	13	224	13.2	66	0
7.	Darren Sproles (2014)	***39***	16	***506***	***13.0***	82t	***2***
8.	Reno Mahe (2005)	21	9	269	***12.8***	44	0
9.	Frank Reagan (1949)	21	---	266	12.7	42	1
10.	Kelvin Martin (1995)	17	10	214	12.6	38	0

Led NFL Led Conference

PUNT RETURNS SEASON

Rk	Player	PR
1.	Wally Henry (1981)	54
2.	Rod Harris (1991)	53
3.	DeSean Jackson (2008)	50
4t.	Brian Mitchell (2002)	46
	Larry Marshall (1977)	46

PUNT RETURN YARDS SEASON

Rk	Player	Yds
1.	Brian Mitchell (2002)	567
2.	Darren Sproles (2014)	506
3.	Vai Sikahema (1992)	503
4.	Larry Marshall (1977)	489
5.	Brian Mitchell (2001)	467

PUNT RETURN TDs SEASON

Rk	Player	TD
1t.	Darren Sproles (2015)	2
	Darren Sproles (2014)	2
	DeSean Jackson (2009)	2
	Brian Westbrook (2003)	2

LONGEST PUNT RETURNS

Rk	Player	Yds
1.	Damaris Johnson (12/2/2012 at Cowboys)	98t
2.	Darren Sproles (9/27/2015 at Jets)	89t
3.	Vai Sikahema (11/22/1992 at Giants)	87t
4.	DeSean Jackson (9/13/2009 at Panthers)	85t
5.	Brian Westbrook (10/19/2003 at Giants)	84t
6.	Darren Sproles (12/6/2015 at Patriots)	83t
7.	Darren Sproles (9/28/2014 at 49ers)	82t
8t.	Brian Westbrook (12/21/2003 vs. 49ers)	81t
	Tommy McDonald (10/4/1959 vs. Giants)	81t
10.	Ernie Steele (10/25/1942 at Bears) (lateral)	80t

PUNT RETURNS GAME

Rk	Player	PR
1.	Larry Marshall (9/18/77 vs. Buccaneers)	9
2t.	DeSean Jackson (9/7/08 vs. Rams)	8
	Evan Cooper (10/26/86 vs. Chargers)	8
	Vai Sikahema (12/13/92 at Seahawks)	8

PUNT RETURN YARDS GAME

Rk	Player	Yds
1.	Alvin Haymond (10/6/68 at Washington)	140
2.	Darren Sproles (12/6/15 at Patriots)	115
3.	Vai Sikahema (11/22/92 at Giants)	111
4.	**Britain Covey (12/4/22 vs. Titans)**	**105**

CAREER RECORDS – min. 20 returns

SEASON RECORDS – min. 15 returns

INTERCEPTIONS RETURNED FOR TOUCHDOWNS (YARDS)

10/19/25	**Jalyx Hunt at Vikings (W)**	**42**
02/09/25	***Cooper DeJean vs. Chiefs (W)***	***38***
12/29/24	C.J. Gardner-Johnson vs. Cowboys (W)	69
12/31/23	Sydney Brown vs. Cardinals (L)	99
09/10/23	Darius Slay at Patriots (W)	70
12/24/22	Josh Sweat at Cowboys (L)	42
09/11/22	James Bradberry at Lions (W)	27
12/26/21	Alex Singleton vs. Giants (W)	29
11/21/21	Darius Slay vs. Saints (W)	51
10/04/20	Alex Singleton at 49ers (W)	30
10/06/19	Nathan Gerry vs. Jets (W)	51
01/21/18	*Patrick Robinson vs. Vikings (W)*	*50*
10/29/17	Jalen Mills vs. 49ers (W)	37
12/22/16	Malcolm Jenkins vs. Giants (W)	34
12/11/16	Leodis McKelvin vs. Washington (L)	29
10/16/16	Malcolm Jenkins at Washington (L)	64
12/06/15	Malcolm Jenkins at Patriots (W)	99
11/08/15	Jordan Hicks* at Cowboys (W)	67
10/19/15	Nolan Carroll vs. Giants (W)	17
11/10/14	Bradley Fletcher vs. Panthers (W)	34
09/28/14	Malcolm Jenkins at 49ers (L)	53
12/22/13	Brandon Boykin vs. Bears (W)	54
11/13/11	Asante Samuel vs. Cardinals (L)	20
11/15/10	Dimitri Patterson at Washington (W)	40
12/06/09	Sheldon Brown at Falcons (W)	83
10/26/09	Will Witherspoon at Washington (W)	9
01/04/09	*Asante Samuel at Vikings (W)*	*44*
12/15/08	Asante Samuel vs. Browns (W)	50
10/12/08	Juqua Parker at 49ers (W)	55
12/17/06	Trent Cole at Giants (W)	19
12/10/06	Michael Lewis at Washington (W)	84
11/12/06	Sheldon Brown vs. Washington (W)	70
10/08/06	Lito Sheppard vs. Cowboys (W)	102
10/02/05	Sheldon Brown at Chiefs (W)	40
11/15/04	Lito Sheppard at Cowboys (W)	101
10/17/04	Lito Sheppard vs. Panthers (W)	64
10/05/03	ND Kalu vs. Washington (W)	15
01/11/03	*Bobby Taylor vs. Falcons (W)*	*39*
12/21/02	Shawn Barber at Cowboys (W)	80
12/01/02	Bobby Taylor vs Rams (W)	23
01/12/02	*Damon Moore vs. Buccaneers (W)*	*59*
11/18/01	William Hampton at Cowboys (W)	33
	Jeremiah Trotter at Cowboys (W)	50
11/19/00	Mike Caldwell vs. Cardinals (W)	26
09/03/00	Jeremiah Trotter at Cowboys (W)	27
01/02/00	Al Harris vs. Rams (W)	17
	Mike Mamula vs. Rams (W)	41
11/21/99	Brandon Whiting vs. Colts (L)	22
10/24/99	Brian Dawkins at Dolphins (L)	67
10/03/99	Bobby Taylor at Giants (L)	18
12/07/97	Brian Dawkins vs. Giants (L)	64
11/03/96	Troy Vincent at Cowboys (W) (lateral)	90
12/30/95	*William Thomas vs. Lions (W)*	*30*
	Barry Wilburn vs. Lions (W)	*24*
09/10/95	William Thomas at Cardinals (W)	37
12/24/94	Mike Zordich at Bengals (L)	18
10/30/94	Greg Jackson at Washington (W)	55
12/26/93	Eric Allen vs. Saints (W)	33
	Eric Allen vs. Saints (W)	25
10/03/93	Eric Allen at Jets (W)	94
09/19/93	Eric Allen vs. Washington (W)	29
01/03/93	*Eric Allen at Saints (W)*	*18*
12/06/92	Seth Joyner vs. Vikings (W)	24
11/22/92	Seth Joyner at Giants (W)	43
12/22/91	Otis Smith vs. Washington (W)	74
12/23/90	Eric Allen vs. Cowboys (W)	35
11/25/90	Byron Evans vs. Giants (W)	23
11/12/90	William Frizzell vs. Washington (W)	30
12/03/89	Clyde Simmons at Giants (W)	60
09/10/89	Eric Everett vs. Seahawks (W)	30
10/27/85	Wes Hopkins vs. Bills (W)	24
09/29/85	Herman Edwards vs. Giants (L)	3
12/19/82	Richard Blackmore vs. Oilers (W)	20
12/17/78	Frank LeMaster vs. Giants (W)	9
10/15/78	John Sanders vs. Washington (W)	19
12/21/75	Joe Lavender at Washington (W)	36
	Frank LeMaster at Washington (W)	89
09/29/74	Joe Lavender vs. Baltimore Colts (W)	37
12/09/73	John Outlaw vs. Jets (W)	45
12/19/71	Al Nelson at Giants (W)	19
10/19/69	Bill Bradley* at Cowboys (L)	56
10/13/69	Nate Ramsey at Baltimore Colts (L)	26
09/21/69	Joe Scarpati vs. Browns (L)	34
12/10/67	Joe Scarpati at Cowboys (L)	67
10/08/67	Don Hultz at Falcons (W)	16
11/20/66	Jim Nettles at 49ers (W)	34
12/12/65	Maxie Baughan at Steelers (W)	33
	Jim Nettles* at Steelers (W)	56
	George Tarasovic at Steelers (W)	40
12/06/64	Joe Scarpati* vs. Cowboys (W)	24
10/25/64	Irv Cross at Steelers (W)	94
11/10/63	Lee Roy Caffey* at Giants (L)	87
10/13/57	Jimmy Harris* at Browns (L)	65
10/05/57	Jerry Norton vs. Giants (L)	99
10/14/56	Eddie Bell at Steelers (W)	28
11/13/55	Bibbles Bawel vs. Browns (W)	40
10/15/55	Bibbles Bawel at Steelers (L)	42
12/12/54	Jerry Norton* vs. Giants (W)	69
11/15/53	Chuck Bednarik vs. Baltimore Colts (W)	26
12/14/52	Mike Jarmoluk at Washington (L)	45
12/07/52	Vic Sears vs. Dallas Texans (W)	9
11/02/52	Russ Craft at Packers (L)	32
10/29/50	Joe Muha vs. Washington (W)	19
10/22/50	Norm Willey* at Steelers (W)	41
09/24/50	Frank Reagan at Chicago Cardinals (W) (lateral)	46
12/04/49	Joe Muha at Giants (W)	28
11/20/49	Pat McHugh vs. NY Bulldogs (W)	21
11/10/46	Gil Steinke at Giants (L)	52
12/03/44	Vic Lindskog* vs. Brooklyn Tigers (W)	65
11/26/44	Tom Miller vs. Bears (L)	35
11/19/44	Jack Hinkle at Washington (W)	50
11/07/43	Larry Cabrelli vs. Washington (T)	24
10/31/43	Ben Kish vs. Chicago Cardinals (W)	86
09/16/38	Jay Arnold at Pittsburgh Pirates (W)	22
10/10/37	Maurice Harper* at Washington (W)	20
11/06/34	Swede Hanson vs. Cincinnati Reds (W)	---
11/26/33	Lee Woodruff vs. Cincinnati Reds (W)	55

* Rookie | *Playoff Game*



MALCOLM JENKINS

FUMBLE RECOVERY TOUCHDOWNS (YARDS)

12/10/23	**Jalen Carter at Cowboys (L)**	**42**
11/14/21	Darius Slay at Broncos (W)	83
10/31/21	Darius Slay at Lions (W)	33
11/01/20	Rodney McLeod vs. Cowboys (W)	53
10/18/20	J.J. Arcega-Whiteside vs. Ravens (L)	0
12/15/19	Nigel Bradham at Washington (W)	48
10/06/19	Orlando Scandrick vs. Jets (W)	44
12/25/17	Derek Barnett* vs. Raiders (W)	23
12/10/17	Brandon Graham at Rams (W)	16
11/26/17	Nelson Agholor vs. Bears (W)	0
11/19/17	Nigel Bradham at Cowboys (W)	37
09/10/17	Fletcher Cox at Washington (W)	20
01/03/16	Walter Thurmond at Giants (W)	83
10/05/14	Cedric Thornton vs. Rams (W)	0
09/07/14	Fletcher Cox vs. Jaguars (W)	17
10/27/13	Najee Goode vs. Giants (L)	2
12/18/11	Juqua Parker vs. Jets (W)	47
11/07/11	Brian Rolle vs. Bears (L)	22
09/11/11	Juqua Parker at Rams (W)	56
10/10/10	Quintin Mikell at 49ers (W)	52
12/13/09	Sheldon Brown at Giants (W)	60
09/13/09	Victor Abiamiri at Panthers (W)	2
12/28/08	Chris Clemons vs. Cowboys (W)	73
	Joselio Hanson vs. Cowboys (W)	96
09/15/08	Chris Gocong at Cowboys (L)	0
12/30/07	Kevin Curtis vs. Bills (W)	0
12/23/07	Kevin Curtis at Saints (W)	0
09/24/06	Mike Patterson at 49ers (W)	98
10/09/05	Sheldon Brown at Cowboys (L)	80
01/16/05	*Freddie Mitchell vs. Vikings (W)*	*0*
12/15/02	Carlos Emmons vs. Washington (W)	44
12/09/01	Brian Dawkins vs. Chargers (W)	49
09/30/01	Damon Moore vs. Cowboys (W)	10
09/15/97	William Thomas at Cowboys (L)	37
12/22/96	Mike Mamula vs. Cardinals (W)	4
10/13/96	William Thomas at Giants (W)	23
09/30/96	Rhett Hall vs. Cowboys (L)	32
12/24/95	Jerome Henderson at Bears (L)	0
10/29/95	Kevin Johnson vs. St. Louis Rams (W)	37
10/15/95	Mike Zordich at Giants (W)	58
09/24/95	Greg Jackson at Raiders (L)	45
01/03/94	Byron Evans at 49ers (W)	30
09/13/92	Reggie White at Phoenix Cardinals (W)	37
11/24/91	Seth Joyner at Phoenix Cardinals (W)	34
	Clyde Simmons at Phoenix Cardinals (W)	0
10/06/91	Seth Joyner at Buccaneers (L)	0
11/12/90	Clyde Simmons vs. Washington (W)	18
12/03/89	Andre Waters at Giants (W)	3
11/20/88	Cris Carter at Giants (W)	0
09/20/87	Seth Joyner vs. Saints (W)	18
09/13/87	Reggie White at Washington (L)	70
12/15/85	Dave Little at Chargers (L)	0
12/26/82	Greg Brown at Cowboys (W)	0
10/11/81	Frank LeMaster at Saints (W)	47
09/27/81	Greg Brown* vs. Washington (W)	7
11/16/80	Jerry Robinson at Washington (W)	59
11/19/78	Herman Edwards at Giants (W)	26
12/01/74	Will Wynn vs. Packers (W)	87
10/06/74	Bill Dunstan at Chargers (W)	46
09/23/74	Joe Lavender vs. Cowboys (W)	96
11/04/73	Will Wynn* vs. Patriots (W)	24
11/21/71	Ben Hawkins at St. Louis Cardinals (W)	5
	Steve Smith at St. Louis Cardinals (W)	5
11/15/70	Steve Preece vs. Falcons (T)	21
12/18/66	Harold Wells at Washington (W)	60
10/10/65	George Tarasovic at Cowboys (W)	62
11/22/64	Mike Morgan* vs. St. Louis Cardinals (L)	0
11/27/60	J.D. Smith vs. Giants (W)	0
11/20/60	Jimmy Carr at Giants (W)	38
12/13/59	Don Owens vs. Browns (L)	3
11/22/59	Jerry Huth vs. Los Angeles Rams (W)	0
10/04/59	Chuck Weber vs. Giants (W)	0
12/12/54	Norm Willey vs. Giants (W)	0
10/25/53	Tom Scott* at Chicago Cardinals (W)	0
12/07/52	Ebert Van Buren vs. Dallas Texans (W)	0
11/16/52	Pete Pihos vs. Chicago Cardinals (W)	12
11/09/52	Mike Jarmoluk vs. Washington (W)	16
11/04/51	Gerry Cowhig at Steelers (W)	25
10/29/50	John Green vs. Washington (W)	2
11/06/49	Russ Craft vs. Los Angeles Rams (W)	21
10/31/48	Bosh Pritchard at Steelers (W)	18
10/05/47	Joe Muha vs. Giants (W)	2
10/08/44	Jack Banta vs. Washington (T)	0
10/31/43	Jack Hinkle vs. Chicago Cardinals (W)	0
10/24/43	Al Wukits* at Giants (L)	2
11/01/42	Rupert Pate at Washington (L)	53
09/20/42	Vic Sears at Cleveland Rams (L)	25
09/15/40	Don Looney* at Packers (L)	44
10/15/39	Theodore Schmitt at Giants (L)	63
09/25/38	Joe Carter vs. Giants (W)	92
	Bob Pylman* vs. Giants (W)	88
09/16/38	Jay Arnold at Pittsburgh Pirates (W)	18
10/31/37	Joe Pilconis at Pittsburgh Pirates (L)	22

* Rookie | *Playoff Game*

LONGEST FUMBLE RECOVERY TOUCHDOWN

Rk	Player	Yds
1.	Mike Patterson (9/24/06 at 49ers)	98t
2t.	Joselio Hanson (12/28/08 vs. Cowboys)	96t
	Joe Lavender (9/23/74 vs. Cowboys)	96t
4.	Joe Carter (9/25/38 vs. Giants)	92t
5.	Boby Pylman (9/25/38 vs. Giants)	88t
6.	Will Wynn (12/1/74 vs. Packers)	87t
7t.	Darius Slay (11/14/21 at Broncos)	83t
	Walter Thurmond (1/3/16 at Giants)	83t
9.	Sheldon Brown (10/9/05 at Cowboys)	80t
10.	Chris Clemons (12/28/08 vs. Cowboys)	73t

FUMBLE RECOVERY TOUCHDOWNS CAREER

Rk	Player	TD
1t.	Fletcher Cox (2012-)	3
	Seth Joyner (1986-93)	3
2t.	10x, last: Darius Slay (2020-25)	2

FUMBLE RECOVERY TOUCHDOWNS SEASON

Rk	Player	TD
1t.	Darius Slay (2021)	2
	Juqua Parker (2011)	2
	Kevin Curtis (2007)	2
	Seth Joyner (1991)	2

KICKOFF RETURN TOUCHDOWNS (YARDS)

10/23/16	Josh Huff vs. Vikings (W)	98
10/16/16	Wendell Smallwood* at Washington (L)	86
11/23/14	Josh Huff* vs. Titans (W)	107
09/21/14	Chris Polk vs. Washington (W)	102
11/23/08	Quintin Demps* at Ravens (L)	100
11/04/01	Brian Mitchell at Cardinals (W)	94
10/01/00	Brian Mitchell vs. Falcons (W)	89
11/14/99	Allen Rossum vs. Washington (W)	89
11/02/97	Willie Clark at Cardinals (L)	39
11/24/96	Derrick Witherspoon at Cardinals (L)	95
09/22/96	Derrick Witherspoon at Falcons (W)	97
12/17/95	Derrick Witherspoon vs. Cardinals (W)	86
12/24/94	Herschel Walker at Bengals (L)	94
11/18/84	Andre Waters* vs. Washington (W)	89
12/02/79	Billy Campfield vs. Lions (W)	92
12/11/77	Wilbert Montgomery* vs. Giants (W)	99
09/22/68	Alvin Haymond vs. Giants (L)	98
11/06/66	Timmy Brown vs. Cowboys (W)	93
	Timmy Brown vs. Cowboys (W)	90
09/22/63	Timmy Brown vs. Cardinals (L)	100
12/02/62	Timmy Brown at Washington (W)	99
09/17/61	Timmy Brown vs. Browns (W)	105
09/24/55	Jerry Norton vs. Giants (W)	96
10/07/50	Russ Craft vs. Rams (W)	103
09/28/47	Steve Van Buren vs. Washington (W)	95
12/02/45	Steve Van Buren at Giants (L)	98
11/12/44	Steve Van Buren* vs. Giants (T)	97
11/01/42	Bosh Pritchard* at Washington (L)	97
11/13/38	Dave Smukler at Brooklyn Dodgers (L)	100

* Rookie | *Playoff Game*

BLOCKED PUNTS RETURNED FOR TDs (YARDS)

09/28/25	Sydney Brown at Buccaneers (W)	35
12/06/15	Najee Goode at Patriots (W)	24
12/28/14	Trey Burton* at Giants (W)	27
10/05/14	Chris Maragos vs. Rams (W)	10
09/28/14	Brad Smith at 49ers (L)	0
11/22/92	Ken Rose at Giants (W)	3
09/02/84	Rich Kraynak at Giants (L)	8
10/31/71	Bill Hobbs vs. Broncos (W)	0
12/20/70	Mike Dirks vs. Steelers (W)	0
11/12/67	Jim Nettles at Rams (L)	0
12/18/49	*Leo Skladany* at Rams (W)*	*2*
11/02/47	Pete Pihos at Washington (W)	26
11/03/46	Augie Lio vs. Giants (W)	0

* Rookie | *Playoff Game*

MISSED FGs RETURNED FOR TDs (YARDS)

09/26/71	Al Nelson vs. Cowboys (L)	101
12/11/66	Al Nelson vs. Browns (W)	100
09/16/62	Timmy Brown vs. Cardinals (L)	99

BLOCKED FGs RETURNED FOR TDs (YARDS)

09/21/25	**Jordan Davis vs. Rams (W)**	**61**
10/23/05	Matt Ware vs. Chargers (W)	65
11/20/88	Clyde Simmons at Giants (W)	15

PUNT RETURN TOUCHDOWNS (YARDS)

12/06/20	Jalen Reagor at Packers (L)	73
12/06/15	Darren Sproles at Patriots (W)	83
09/27/15	Darren Sproles at Jets (W)	89
11/10/14	Darren Sproles vs. Panthers (W)	65
09/28/14	Darren Sproles at 49ers (L)	82
12/02/12	Damaris Johnson* at Cowboys (L)	98
12/19/10	DeSean Jackson at Giants (W)	65
12/13/09	DeSean Jackson at Giants (W)	72
09/13/09	DeSean Jackson at Panthers (W)	85
10/05/08	DeSean Jackson* vs. Washington (L)	68
12/21/03	Brian Westbrook vs. 49ers (L)	81
10/19/03	Brian Westbrook at Giants (W)	84
11/25/02	Brian Mitchell at 49ers (W)	76
09/24/00	Brian Mitchell at Saints (W)	72
11/22/92	Vai Sikahema at Giants (W)	87
11/30/86	Greg Garrity at Raiders (W)	76
09/03/78	Wally Henry vs. Rams (L)	57
10/06/68	Alvin Haymond at Washington (L)	54
11/06/66	Aaron Martin vs. Cowboys (W)	67
12/19/65	Bob Shann* vs. Lions (L)	63
12/03/61	Timmy Brown at Steelers (W)	66
10/11/59	Art Powell* vs. Steelers (W)	58
10/04/59	Tommy McDonald vs. Giants (W)	81
11/09/52	Don Stevens* vs. Washington (W)	56
10/26/52	Bibbles Bawel* at Giants (W)	52
12/04/49	Frank Reagan at Giants (W)	41
10/30/49	Clyde Scott* at Steelers (W)	70
10/31/48	Bosh Pritchard at Steelers (W)	55
12/21/47	*Bosh Pritchard at Steelers (W)*	*79*
11/23/47	Pat McHugh* at Boston Yanks (L)	69
11/02/47	Pete Pihos* at Washington (W)	26
12/08/46	Steve Van Buren at Boston Yanks (W)	50
10/22/44	Steve Van Buren* vs. Boston Yanks (W)	55
10/25/42	Ernie Steele* at Bears (L) (lateral)	80
10/18/36	Stumpy Thomason at Boston (L)	15

* Rookie | *Playoff Game*



DARREN SPROLES



NICK FOLES



JALEN HURTS

STARTING QUARTERBACK RECORDS (SINCE 1956)

2026	**Jalen Hurts**	**2-3**
	Tanner McKee	**0-3**
	Joe Milton	**0-1**
2025	**Jalen Hurts**	**11-5**
	Tanner McKee	**0-1**
2024	**Jalen Hurts**	**12-2**
	Tanner McKee	**1-0**
	Kenny Pickett	1-1
2023	**Jalen Hurts**	**11-6**
2022	**Jalen Hurts**	**14-1**
	Gardner Minshew	0-2
2021	**Jalen Hurts**	**8-7**
	Gardner Minshew	1-1
2020	Carson Wentz	3-8-1
	Jalen Hurts	**1-3**
2019	Carson Wentz	9-7
2018	Carson Wentz	5-6
	Nick Foles	4-1
2017	Carson Wentz	11-2
	Nick Foles	2-1
2016	Carson Wentz	7-9
2015	Sam Bradford	7-7
	Mark Sanchez	0-2
2014	Nick Foles	6-2
	Mark Sanchez	4-4
2013	Michael Vick	2-4
	Nick Foles	8-2
2012	Michael Vick	3-7
	Nick Foles	1-5
2011	Michael Vick	7-6
	Vince Young	1-2
2010	Michael Vick	8-3
	Kevin Kolb	2-3
2009	Donovan McNabb	10-4
	Kevin Kolb	1-1
2008	Donovan McNabb	9-6-1
2007	Donovan McNabb	8-6
	A.J. Feeley	0-2
2006	Donovan McNabb	5-5
	Jeff Garcia	5-1
2005	Donovan McNabb	4-5
	Mike McMahon	2-5
2004	Donovan McNabb	13-2
	Koy Detmer	0-1
2003	Donovan McNabb	12-4
2002	Donovan McNabb	7-3
	A.J. Feeley	4-1
	Koy Detmer	1-0
2001	Donovan McNabb	11-5
2000	Donovan McNabb	11-5
1999	Doug Pederson	2-7
	Donovan McNabb	2-4
	Koy Detmer	1-0
1998	Bobby Hoying	1-6
	Koy Detmer	1-4
	Rodney Peete	1-3
1997	Ty Detmer	2-5
	Bobby Hoying	2-3-1
	Rodney Peete	2-1
1996	Ty Detmer	7-4
	Rodney Peete	3-2
1995	Rodney Peete	9-3
	Randall Cunningham	1-3
1994	Randall Cunningham	7-7
	Bubby Brister	0-2
1993	Bubby Brister	4-4
	Randall Cunningham	4-0
	Ken O'Brien	0-4
1992	Randall Cunningham	10-5
	Jim McMahon	1-0
1991	Jim McMahon	8-3
	Randall Cunningham	1-0
	Jeff Kemp	1-1
	Brad Goebel	0-2
1990	Randall Cunningham	10-6
1989	Randall Cunningham	11-5
1988	Randall Cunningham	10-6
1987	Randall Cunningham	7-5
	Scott Tinsley	0-3
1986	Ron Jaworski	3-6
	Randall Cunningham	1-3-1
	Matt Cavanaugh	1-1
1985	Ron Jaworski	6-6
	Randall Cunningham	1-3
1984	Ron Jaworski	5-7-1
	Joe Pisarcik	1-2
1983	Ron Jaworski	5-11
1982	Ron Jaworski	3-6
1981	Ron Jaworski	10-6
1980	Ron Jaworski	12-4
1979	Ron Jaworski	11-5
1978	Ron Jaworski	9-7
1977	Ron Jaworski	5-9
1976	Mike Boryla	3-7
	Roman Gabriel	1-3
1975	Roman Gabriel	2-7
	Mike Boryla	2-3
1974	Roman Gabriel	4-7
	Mike Boryla	3-0
1973	Roman Gabriel	5-8-1
1972	John Reaves	0-7
	Pete Liske	2-4-1
1971	Pete Liske	5-5
	Rick Arrington	1-2-1
1970	Norm Snead	3-9-1
	Rick Arrington	0-1
1969	Norm Snead	4-8-1
	George Mira	0-1
1968	Norm Snead	2-9
	King Hill	0-2
	John Huarte	0-1
1967	Norm Snead	6-7-1
1966	Norm Snead	5-5
	King Hill	2-0
	Jack Concannon	2-0
1965	Norm Snead	4-5
	King Hill	1-4
1964	Norm Snead	4-6
	King Hill	1-1
	Jack Concannon	1-1
1963	Sonny Jurgensen	2-6-1
	King Hill	0-4-1
1962	Sonny Jurgensen	3-9-1
	King Hill	0-1
1961	Sonny Jurgensen	10-4
1960	Norm Van Brocklin	10-2
1959	Norm Van Brocklin	7-5
1958	Norm Van Brocklin	2-9-1
1957	Bobby Thomason	2-5
	Sonny Jurgensen	2-3
1956	Bobby Thomason	3-5-1
	Adrian Burk	0-3

PASSING

ATTEMPTS

1.	Carson Wentz (2016)	607
2.	Nick Foles (2012)	265
3.	John Reaves (1972)	224
4.	Donovan McNabb (1999)	216
5.	Davey O'Brien (1939)	201
6.	**Jalen Hurts (2020)**	**148**
7.	Mike Boryla (1974)	102
8.	Foster Watkins (1940)	85
9.	Randall Cunningham (1985)	81
10t.	Rick Arrington (1970)	73
	Red Kirkman (1933)	73

COMPLETIONS

1.	Carson Wentz (2016)	379
2.	Nick Foles (2012)	161
3.	John Reaves (1972)	108
4.	Donovan McNabb (1999)	106
5.	Davey O'Brien (1939)	99
6.	**Jalen Hurts (2020)**	**77**
7.	Mike Boryla (1974)	60
8.	Rick Arrington (1970)	37
9.	Randall Cunningham (1985)	34
10.	Sonny Jurgensen (1957)	33

PASSING YARDS

1.	Carson Wentz (2016)	3,782
2.	Nick Foles (2012)	1,699
3.	John Reaves (1972)	1,508
4.	Davey O'Brien (1939)	1,324
5.	**Jalen Hurts (2020)**	**1,061**
6.	Donovan McNabb (1999)	948
7.	Mike Boryla (1974)	580
8.	Foster Watkins (1940)	565
9.	Randall Cunningham (1985)	548
10.	Sonny Jurgensen (1957)	470

TOUCHDOWNS

1.	Carson Wentz (2016)	16
2.	Donovan McNabb (1999)	8
3.	John Reaves (1972)	7
4t.	**Jalen Hurts (2020)**	**6**
	Nick Foles (2012)	6
	Davey O'Brien (1939)	6
7t.	Mike Boryla (1974)	5
	Sonny Jurgensen (1957)	5

COMPLETION PERCENTAGE

1.	Carson Wentz (2016)	62.4
2.	Nick Foles (2012)	60.8
3.	Mike Boryla (1974)	58.8
4.	**Jalen Hurts (2020)**	**52.0**
5.	Davey O'Brien (1939)	49.3

(min. 75 attempts)

PASSER RATING

1.	Carson Wentz (2016)	79.3
2.	Nick Foles (2012)	79.1
3.	Mike Boryla (1974)	78.9
4.	**Jalen Hurts (2020)**	**77.6**
5.	Donovan McNabb (1999)	60.1

(min. 75 attempts)

RUSHING

ATTEMPTS

1.	Po James (FB) (1972)	182
2.	Miles Sanders (2019)	179
3.	Keith Byars (FB) (1986)	177
4.	Lee Bouggess (FB) (1970)	159
5.	LeSean McCoy (2009)	155
6.	Billy Barnes (1957)	143
7.	James Joseph (1991)	135
8.	Correll Buckhalter (2001)	129
9.	Clarence Peaks (1957)	125
10.	Mike Hogan (1976)	123

RUSHING YARDS

1.	Miles Sanders (2019)	818
2.	LeSean McCoy (2009)	637
3.	Correll Buckhalter (2001)	586
4.	Keith Byars (FB) (1986)	577
5.	Po James (FB) (1972)	565
6.	Bryce Brown (2012)	564
7.	Mike Hogan (FB) (1976)	561
8.	Billy Barnes (1957)	529
9.	Josh Adams (2018)	511
10.	Clarence Peaks (1957)	495

TOUCHDOWNS

1t.	Kenneth Gainwell (2021)	5
	Don Johnson (1953)	5
	Steve Van Buren (1944)	5
4t.	Corey Clement (2017)	4
	Bryce Brown (2012)	4
	LeSean McCoy (2009)	4
	Ken Keller (1956)	4
	Mel Bleeker (1944)	4
	Jim Castiglia (FB) (1941)	4

RECEIVING

RECEPTIONS

1.	Keith Jackson (TE) (1988)	81
2.	Jordan Matthews (2014)	67
3.	**DeVonta Smith (2021)**	**64**
4.	DeSean Jackson (2008)	62
5.	Don Looney (E) (1940)	58
6.	Jeremy Maclin (2009)	56
7.	Charle Young (TE) (1973)	55
8t.	Miles Sanders (RB) (2019)	50
	Lee Bouggess (RB) (1970)	50
10.	Reggie Brown (2005)	43

RECEIVING YARDS

1.	**DeVonta Smith (2021)**	**916**
2.	DeSean Jackson (2008)	912
3.	Jordan Matthews (2014)	872
4.	Keith Jackson (TE) (1988)	869
5.	Charle Young (TE) (1973)	854
6.	Jeremy Maclin (2009)	773
7.	Fred Barnett (1990)	721
8.	Don Looney (E) (1940)	707
9.	Calvin Williams (1990)	602
10.	Reggie Brown (2005)	571

TOUCHDOWNS

1.	Calvin Williams (1990)	9
2t.	Jordan Matthews (2014)	8
	Fred Barnett (1990)	8
	Bobby Walston (E) (1951)	8
5.	Pete Pihos (E) (1947)	7
6t.	Keith Jackson (TE) (1988)	6
	Charle Young (TE) (1973)	6
8t.	**DeVonta Smith (2021)**	**5**
	Hal Giancanelli (B) (1953)	5

TOTAL OFFENSE

SCRIMMAGE YARDS

1.	Miles Sanders (RB) (2019)	1,327
2.	DeSean Jackson (WR) (2008)	1,008
3.	LeSean McCoy (RB) (2009)	945
4.	**DeVonta Smith (WR) (2021)**	**916**
5.	Charle Young (TE) (1973)	878
6.	Jordan Matthews (WR) (2014)	872
7.	Keith Jackson (TE) (1988)	869
8.	Lee Bouggess (RB) (1970)	802
9.	Jeremy Maclin (WR) (2009)	766
10.	Billy Barnes (RB) (1957)	741

TOUCHDOWNS

1.	Calvin Williams (WR) (1990)	9
2t.	Jordan Matthews (WR) (2014)	8
	Fred Barnett (WR) (1990)	8
	Bobby Walston (E) (1951)	8
	Pete Pihos (E) (1947)	8
	Mel Bleeker (RB) (1944)	8
7t.	Charle Young (TE) (1973)	7
	Don Johnson (RB) (1953)	7
	Steve Van Buren (RB) (1944)	7
10t.	Kenneth Gainwell (RB) (2021)	6
	Miles Sanders (RB) (2019)	6
	Corey Clement (RB) (2017)	6
	Keith Jackson (TE) (1988)	6
	Hal Giancanelli (B) (1953)	6



DEVONTA SMITH

SACKS

SACKS (SINCE 1982)

1.	Corey Simon (DT) (2000)	9.5
2t.	**Jalen Carter (DE) (2023)**	**6.0**
	Derrick Burgess (DE) (2001)	6.0
4t.	Fletcher Cox (DT) (2012)	5.5
	Mike Mamula (DE) (1995)	5.5
6t.	Derek Barnett (DE) (2017)	5.0
	Trent Cole (DE) (2005)	5.0
8.	Jerome Brown (DT) (1987)	4.0
9.	Mike Patterson (DT) (2005)	3.5
10.	Brandon Graham (DE) (2010)	3.0

INTERCEPTIONS

INTERCEPTIONS (SINCE 1940)

1t.	Tom Brookshier (DB) (1953)	8
	Ed "Bibbles" Bawel (B) (1952)	8
3.	Herman Edwards (DB) (1977)	6
4t.	Eric Allen (DB) (1988)	5
	Randy Logan (S) (1973)	5
	Jerry Norton (DB) (1954)	5
	Steve Van Buren (B) (1944)	5
8t.	Roynell Young (CB) (1980)	4
	Brenard Wilson (S) (1979)	4

KICKING

POINTS

1.	Cody Parkey (2014)	150
2.	Alex Henery (2011)	118
3.	Paul McFadden (1984)	116
4.	**Jake Elliott (2017)**	**110**
5.	Tony Franklin (1979)	105

FIELD GOALS

1.	Cody Parkey (2014)	32
2.	Paul McFadden (1984)	30
3.	**Jake Elliott (2017)**	**26**
4.	Alex Henery (2011)	24
5.	Tony Franklin (1979)	23

FIELD GOAL ATTEMPTS

1.	Paul McFadden (1984)	37
2.	Cody Parkey (2014)	36
3t.	**Jake Elliott (2017)**	**31**
	Tony Franklin (1979)	31
5.	Alex Henery (2011)	27

FIELD GOAL PERCENTAGE

1t.	Cody Parkey (2014)	88.9
	Alex Henery (2011)	88.9
3.	**Jake Elliott (2017)**	**83.7**
4.	Paul McFadden (1984)	81.1
5.	Tony Franklin (1979)	74.2

(min. 16 FG attempts)

PUNTING

PUNTS

1.	John Teltschik (1986)	108
2.	Tom Hutton (1995)	85
3.	Merritt Kersey (1974)	82
4t.	Max Runager (1979)	74
	Bill Bradley (1969)	74

PUNTING YARDS

1.	John Teltschik (1986)	4,493
2.	Tom Hutton (1995)	3,682
3.	Sav Rocca (2007)	3,066
4.	Merritt Kersey (1974)	2,959
5.	Bill Bradley (1969)	2,942

GROSS AVERAGE

1.	Tom Hutton (1995)	43.32]
2.	Chas Henry (2011)	42.88
3.	Sav Rocca (2007)	42.00
4.	John Teltschik (1986)	41.60
5.	Bill Bradley (1969)	39.76

(min. 2.5 punts/game)

KICKOFF RETURNS

KICKOFF RETURNS

1.	Quintin Demps (2008)	52
2.	Herman Hunter (1985)	48
3.	Duce Staley (1997)	47
4.	Brandon Boykin (2012)	45
5.	Allen Rossum (1998)	44
6.	J.R. Reed (2004)	33
7t.	Jorrick Calvin (2010)	32
	Billy Walik (1970)	32
9.	Dion Lewis (2011)	31
10t.	Ted Dean (1960)	26
	Al Nelson (1965)	26

KICKOFF RETURN YARDS

1.	Quintin Demps (2008)	1,314
2.	Duce Staley (1997)	1,139
3.	Allen Rossum (1998)	1,080
4.	Herman Hunter (1985)	1,047
5.	Brandon Boykin (2012)	1,037
6.	Billy Walik (1970)	805
7.	J.R. Reed (2004)	761
8.	Jorrick Calvin (2010)	692
9.	Al Nelson (1965)	683
10.	Dion Lewis (2011)	669

KICKOFF RETURN AVERAGE (SINCE 1941)

1.	Josh Huff (2014)	29.6
2.	Tommy McDonald (1957)	27.6
3.	Israel Lang (1964)	27.1
4.	Art Powell (1959)	27.1
5.	Don Stevens (1952)	27.1
6.	Wilbert Montgomery (1977)	26.9
7.	Al Nelson (1965)	26.3
8.	Quintin Demps (2008)	25.3
9.	Billy Walik (1970)	25.2
10.	Allen Rossum (1998)	24.6

(min. 10 returns)

PUNT RETURNS

PUNT RETURNS

1.	DeSean Jackson (2008)	50
2.	Evan Cooper (1984)	40
3.	Ed "Bibbles" Bawel (1952)	34
4.	Bill Bradley (1969)	28
5t.	Damaris Johnson (2012)	26
	Tommy McDonald (1957)	26
7.	Allen Rossum (1998)	22
8.	Jerry Norton (1954)	21
9t.	Bobby Morse (1987)	20
	Billy Walik (1970)	20

PUNT RETURN YARDS

1.	DeSean Jackson (2008)	440
2.	Damaris Johnson (2012)	291
3.	Ed "Bibbles" Bawel (1952)	261
4.	Evan Cooper (1984)	250
5.	Steve Van Buren (1944)	230
6.	Dexter Wynn (2004)	194
7.	Allen Rossum (1998)	187
8.	Ernie Steele (1942)	184
9.	Bill Bradley (1969)	181
10.	Don Stevens (1952)	172

PUNT RETURN AVERAGE (SINCE 1941)

1.	Pat McHugh (1947)	15.7
2.	Steve Van Buren (1944)	15.3
3.	Damaris Johnson (2012)	11.2
4.	Dexter Wynn (2004)	10.8
5.	Don Stevens (1952)	10.8
6.	Jorrick Calvin (2010)	10.4
7t.	Ken Keller (1956)	9.7
	Bosh Pritchard (1942)	9.7
9.	DeSean Jackson (2008)	8.8
10.	Allen Rossum (1998)	8.5

(min. 10 returns)



COREY SIMON

PASSING YARDS

Rk	Player	Yds
1.	Nick Foles (12/9/2012 at Buccaneers)	381
2.	Carson Wentz (11/6/2016 at Giants)	364
3.	Nick Foles (12/23/2012 vs. Washington)	345
4.	**Jalen Hurts (12/27/2020 at Cowboys)**	**342**
5.	**Jalen Hurts (12/20/2020 at Cardinals)**	**338**
6.	Carson Wentz (12/11/2016 vs. Washington)	314
7.	Carson Wentz (12/4/2016 at Bengals)	308
8.	Carson Wentz (9/25/2016 vs. Steelers)	301

COMPLETIONS

Rk	Player	Cmp
1.	Carson Wentz (12/4/2016 at Bengals)	36
2t.	Carson Wentz (12/11/2016 vs. Washington)	32
	Carson Wentz (10/30/2016 at Cowboys)	32
	Nick Foles (12/23/2012 vs. Washington)	32
	Nick Foles (12/9/2012 at Buccaneers)	32

PASSING TOUCHDOWNS

Rk	Player	TD
1t.	**Jalen Hurts (12/20/2020 at Cardinals)**	**3**
	Donovan McNabb (1/2/2000 vs. Rams)	3
	Sonny Jurgensen (11/24/1957 vs. Washington)	3

RUSHING YARDS

Rk	Player	Yds
1.	Bryce Brown (11/26/12 vs. Panthers)	178
2.	Bryce Brown (12/2/12 at Cowboys)	169
3.	Correll Buckhalter (10/7/01 vs. Cardinals)	134
4.	Steve Van Buren (11/5/44 at Brooklyn Tigers)	129
5.	Keith Byars (12/7/86 vs. Cardinals)	127
6t.	Miles Sanders (12/15/19 at Washington)	122
	Charlie Garner (10/9/94 vs. Washington)	122
8.	Don Johnson (11/29/53 at Giants)	121
9.	Ryan Moats (12/11/05 vs. Giants)	114
10.	Charlie Garner (10/2/94 at 49ers)	111

RECEIVING YARDS

Rk	Player	Yds
1.	Don Looney (12/1/40 at Washington)	180
2.	Hank Baskett (12/31/06 vs. Falcons)	177
3.	Jeremy Maclin (1/9/10 at Cowboys) (NFC WC)	146
4t.	Jeremy Maclin (10/11/09 vs. Buccaneers)	142
	Keith Jackson (12/31/88 at Bears) (NFC D)	142
6.	Jordan Matthews (11/10/14 vs. Panthers)	138
7.	Don Looney (9/22/40 at Cleveland Rams)	129
8.	Clyde Scott (11/13/49 at Washington)	127
9.	**DeVonta Smith (10/3/21 vs. Chiefs)**	**122**
10.	Herman Hunter (10/13/85 vs. L.A. Rams)	120
11.	Fred Meyer (11/1/42 at Washington)	119
12.	Bobby Walston (10/21/51 at Giants)	118
13.	**DeVonta Smith (11/7/21 vs. Chargers)**	**116**
14.	Don Looney (9/15/40 at Packers)	115

LONGEST RUSHING TOUCHDOWN

Rk	Player	Yds
1.	Herman Hunter (11/24/1985 at Cowboys)	74t
2.	John Brewer (10/4/1952 vs. Giants)	71t
3t.	Steve Van Buren (11/5/1944 at Brooklyn Tigers)	70t
	John Kusko (11/22/1936 vs. Bears)	70t
5t.	LeSean McCoy (11/1/2009 vs. Giants)	66t
	Don Johnson (11/15/1953 vs. Colts)	66t
7t.	Miles Sanders (10/27/19 at Bills)	65t
	Bryce Brown (12/26/2012 vs. Panthers)	65t
9.	Don Johnson (11/29/1953 at Giants)	63t
10.	Ryan Moats (12/18/2005 at Rams)	59t

LONGEST RECEIVING TOUCHDOWN

Rk	Player	Yds
1.	Fred Barnett (12/2/1990 at Bills)	95t
2.	Hank Baskett (12/31/2006 vs. Falcons)	89t
3.	Hank Baskett (10/8/2006 vs. Cowboys)	87t
4.	Kenny Jackson (10/21/1984 vs. Giants)	83t
5.	Charle Young (11/18/1973 at Cowboys)	80t
6.	Mel Bleeker (10/22/1944 vs. Boston Yanks)	75t
7.	Glen Young (11/6/1983 vs. Cowboys)	71t
8.	Clyde Scott (11/13/1949 at Washington)	70t

LONGEST KICKOFF RETURN

Rk	Player	Yds
1.	Josh Huff (11/23/14 vs. Titans)	107t
2.	Quintin Demps (11/23/08 at Ravens)	100t
3.	Wilbert Montgomery (12/11/77 vs. Giants)	99t
4t.	Steve Van Buren (11/12/44 vs. Giants)	97t
	Bosh Pritchard (11/1/42 at Washington)	97t
6.	Art Powell (10/4/59 vs. Giants)	95
7.	Andre Waters (11/18/84 vs. Washington)	89t
8.	Wendell Smallwood (10/16/16 at Washington)	86t
9.	Billy Walik (10/25/70 at Packers)	82
10.	Jim Castiglia (10/19/41 vs. Washington)	72

LONGEST PUNT RETURN

Rk	Player	Yds
1.	Damaris Johnson (12/2/12 at Cowboys)	98t
2.	Jalen Reagor (12/6/20 at Packers)	73t
3.	Clyde Scott (10/30/49 at Steelers)	70t
4.	Pat McHugh (11/23/47 at Boston Yanks)	69t
5.	DeSean Jackson (10/5/08 vs. Washington)	68t
6.	Bob Shann (12/19/65 vs. Lions)	63t
7.	Ernie Steele (10/11/42 at Giants)	62
8.	DeSean Jackson (9/7/08 vs. Rams)	60
9.	Art Powell (10/11/59 vs. Steelers)	58t
10.	Don Stevens (11/9/52 vs. Washington)	56t2

SCORING

MOST TOUCHDOWNS
5 James Stewart, Jaguars (10/12/97 at Jax.) (all rushing)
4 8x, last: Chase Claypool, Steelers (10/11/20 at Pit.)

MOST FIELD GOALS
5 9x, last: Cameron Dicker, Chargers (12/8/25 at LAC, 5 att)

LONGEST FIELD GOAL
65 Chase McLaughlin, Buccaneers (9/28/25 at TB)
63 Brett Maher, Cowboys (10/20/19 at Dal.)
62 Brett Maher, Cowboys (12/9/18 at Dal.)
62 Matt Bryant, Buccaneers (10/22/06 at TB)
61 Joey Slye, Commanders (10/29/23 at Was.)
60 Brandon Aubrey, Cowboys (12/10/23 at Dal.)

PASSING

MOST ATTEMPTS
63 Eli Manning, Giants (12/22/16 at Phi.)
58 Ryan Fitzpatrick, Jets (9/27/15 at NYJ)
57 Eli Manning, Giants (12/17/17 at NYG))
56 Tom Brady, Patriots (12/6/15 at NE)
56 Fran Tarkenton, Vikings (12/3/78 at Min.)

MOST COMPLETIONS
42 Dak Prescott, Cowboys (12/9/18 at Dal.)
39, Sam Howell, Commanders (10/29/23 at Was.)
38 Eli Manning, Giants (12/22/16 at Phi.)
37 Eli Manning, Giants (12/17/17 at NYG)
37 Daunte Culpepper, Vikings (9/20/04 at Phi.)

MOST PASSING YARDS
455 Dak Prescott (12/9/18 at Dal.)
446 Jon Kitna, Lions (9/23/07 at Phi.)
434 Eli Manning, Giants (12/17/17 at NYG)
429 Eli Manning, Giants (9/28/14 at NYG)
428 Joe Montana, 49ers (9/24/89 at Phi.)

MOST TOUCHDOWNS
5 13x, last: Jayden Daniels, Commanders (12/22/24 at Was.)

LONGEST PASSING PLAY
96 Bill Kilmer to Walter Roberts, Saints (11/19/67 at Phi.)
93t Neil Lomax to Ernie Jones, Cardinals (12/10/88 at Pho.)
91t Jon Kitna to Roy Williams, Lions (9/23/07 at Phi.)
90t Seneca Wallace to Koren Robinson (11/2/08 at Sea.)
90t Virgil Carter to Speedy Thomas, Bengals (9/19/71 at Cin.)

RUSHING

MOST ATTEMPTS
43 Butch Woolfolk, Giants (11/20/83 at Phi.)

MOST RUSHING YARDS
237 Emmitt Smith, Cowboys (10/31/93 at Phi.) 30 att.
237 Jim Brown, Browns (11/19/61 at Cle.) 34 att.
235 Doug Martin, Buccaneers (11/22/15 vs. TB) 27 att.
223 Jim Brown, Browns (11/3/63 at Phi.) 28 att.
221 Gerald Riggs, Washington (9/17/89 at Was.) 29 att.

MOST TOUCHDOWNS
5 James Stewart, Jaguars (10/12/97 at Jax.)
4 3x, last: Joseph Addai, Colts (11/26/06 at Ind.)

LONGEST RUN FROM SCRIMMAGE
90t Adrian Peterson, Washington (12/3/18 at Phi.)
87t John Henry Johnson, Steelers (12/11/60 at Pit.)
85t Reggie Brooks, Washington (9/19/93 at Phi.)
84t Herschel Walker, Cowboys (12/14/86 at Dal.)
84 Doug Martin, Buccaneers (11/22/15 at Phi.)

RECEIVING

MOST RECEPTIONS
15 George Kittle, 49ers (10/4/20 at SF)
13 Wes Welker, Patriots (11/25/07 at NE)
13 Terrell Owens, 49ers (11/25/02 at SF)

MOST RECEIVING YARDS
225 Kenny Britt, Titans (10/24/10 at Ten.) 7 rec.
217 Amari Cooper, Cowboys (12/9/18 at Dal.) 10 rec.
213 Tony Hill, Cowboys (11/12/79 at Dal.) 7 rec.
212 Hugh Taylor, Washington (9/28/47 at Phi.) 8 rec.
204 Roy Williams, Lions (9/23/07 at Phi.) 9 rec.

MOST TOUCHDOWNS
3 22x, last: Tyreek Hill, Chiefs (10/3/21 vs. KC)

INTERCEPTIONS

MOST INTERCEPTIONS
3 14x, last: Lofa Tatupu, Seahawks (12/2/07 at Phi.)

LONGEST INTERCEPTION RETURN
107t Ed Reed, Ravens (11/23/08 at Bal.)
100t Mike Gaechter, Cowboys (10/14/62 at Dal.)
99t Patrick Robinson, Saints (11/5/12 at NO)
98 Brandon McDonald (12/15/08 vs. Cle.)
97t Darren Sharper, Saints (9/20/09 at Phi.)

MISCELLANEOUS

MOST PUNTS
14 Sammy Baugh, Washington (11/5/39 at Was.)

LONGEST PUNT
85 Sammy Baugh, Washington (12/1/40 at Was.)

LONGEST KICKOFF RETURN
105t Trindon Holliday, Broncos (9/29/13 at Den.)
104t Buddy Young, Colts (11/15/53 at Phi.)
103t George Hoey, Cardinals (11/21/71 at StL)
102t Larry Jones, Washington (11/24/74 at Was.)
101t Wallace Francis, Bills (10/7/73 at Buf.)
101t Amos March, Cowboys (10/14/62 at Dal.)

LONGEST PUNT RETURN
90t Adam Jones, Titans (11/19/06 at Phi.)
90t Jacquez Green, Washington (9/16/02 at Was.)
88t Andre Coleman, Chargers (9/17/95 at Phi.)
88t George Grosvenor, Cardinals (11/8/36 at Chi.)
87t Ted Ginn Jr., Dolphins (11/18/07 at Phi.)

LONGEST FUMBLE RETURN
93t James Sanders, Cardinals (9/23/12 at Arz.)
74t Bull Karcis, Giants (10/16/38 at NYG)
69t DeMarcus Ware, Cowboys (10/8/06 at Phi.)
65t Willie Teal, Vikings (12/1/85 at Phi.)
64t Linval Joseph, Vikings (10/7/18 at Phi.)

LONGEST RETURN WITH INTERCEPTED LATERAL
93t Dick Poillon, Washington (11/21/48 at Phi.)

Best Season, Win Percentage
1949 Won 11, Lost 1 (.917)

Best Season, Win Total
2024 14 wins, 3 losses
2022 14 wins, 3 losses

Worst Season
1936 Won 1, Lost 11 (.083)

Longest Winning Streak
10 (10/13/24 - 12/15/24)
9 (9/24/17 - 11/26/17)
9 (10/19/03 - 12/15/03)
9 (9/30/60 - 12/4/60)

Longest Home Winning Streak
13 (12/14/47 - 12/11/49)

Longest Home Losing Streak
10 (10/14/12 - 10/27/13)

Longest Road Winning Streak
9 (10/19/03 - 10/24/04)
9 (11/12/00 - 12/16/01)

Longest Road Losing Streak
12 (12/14/97 - 10/3/99)
12 (10/15/39 - 12/1/40)

Longest Losing Streak
14 (9/20/36 - 9/21/37)

Consecutive Wins - Start of Season
8 in 2022

Consecutive Wins - End of Season
8 in 1949 (Reg. Season)

Consecutive Losses - Start of Season
11 in 1968

Consecutive Losses - End of Season
11 in 1936

Total Shutouts by Eagles
38 last vs. LV, 12/14/25

Most Shutouts in a Season
4 in 1934 and 1948

Consecutive Games Scored Points
120 (11/18/62 - 10/3/71)

Consecutive Games Scored TD
92 (10/2/77 - 10/16/83)

Largest Comeback Victory
28-24 vs. Chicago Cardinals at Metropolitan Stadium, October 25, 1959 (came back from 24-0 deficit in 3rd qtr.)
28-24 vs. Washington at Griffith Stadium, October 27, 1946 (came back from 24-0 deficit at halftime)

Largest Comeback vs. Eagles
23-28 vs. Minnesota Vikings at Veterans Stadium, December 1, 1985 (came back from 23-0 deficit in 4th qtr.)

SCORING

MOST POINTS SCORED
477 (2022, 17 games)
474 (2014, 16 games)
463 (2024, 17 games)
457 (2017, 16 games)
444 (2021, 17 games)

FEWEST SCORED
51 (1936, 12 games)
60 (1935, 11 games)
77 (1933, 9 games)

MOST ALLOWED
444 (2012, 16 games)
430 (2015, 16 games)
428 (2023, 17 games)
418 (2020, 16 games)
409 (1967, 14 games)

FEWEST ALLOWED
85 (1934, 11 games)
131 (1944, 10 games)
133 (1945, 10 games)

TOUCHDOWNS

MOST SCORED
59 (2022, 17 games)
54 (2024, 17 games)
54 (2014, 16 games)
53 (2017, 16 games)
53 (2013, 16 games)

FEWEST SCORED
6 (1936, 12 games)

MOST ALLOWED
52 (2012, 16 games)
52 (1967, 14 games)
51 (2023, 17 games)
50 (2015, 16 games)
48 (2020, 16 games)
48 (2014, 16 games)

FEWEST ALLOWED
10 (1934, 11 games)
17 (1950, 12 games)
17 (1949, 12 games)
18 (1945, 10 games)

MOST BY RUSHING
32 (2022, 17 games)
29 (2024, 17 games)
26 (1945, 10 games)
25 (2021, 17 games)
25 (1949, 12 games)

MOST BY PASSING
38 (2017, 16 games)
34 (1990, 16 games)
34 (1961, 14 games)
33 (1954, 12 games)

KICKING

MOST FIELD GOALS MADE
35 (2016, 16 games)
33 (2008, 16 games)
32 (2014, 16 games)
32 (2010, 16 games)
32 (2009, 16 games)

MOST PATS MADE
54 (2014, 16 games)
51 (2022, 17 games)
50 (1948, 12 games)
48 (2006, 16 games)
48 (1980, 16 games)

TOTAL NET YARDS

MOST GAINED
6,676 (2013, 16 games)
6,614 (2022, 17 games)
6,386 (2011, 16 games)
6,348 (2014, 16 games)
6,242 (2024, 17 games)

PASSING

MOST ATTEMPTS
623 (2015, 16 games)
621 (2014, 16 games)
620 (2005, 16 games)
618 (2012, 16 games)
613 (2019, 16 games)

MOST COMPLETIONS
422 (2018, 16 games)
405 (2015, 16 games)
391 (2019, 16 games)
384 (2014, 16 games)
380 (2016, 16 games)

MOST YARDS GAINED (GROSS)
6,565 (2024, 17 games)
5,486 (2025, 17 games)
4,581 (2014, 16 games)
4,524 (2018, 16 games)
4,406 (2013, 16 games)

RUSHING

MOST ATTEMPTS
632 (1949, 12 games)
621 (2024, 17 games)
587 (1978, 16 games)
581 (1950, 12 games)

MOST YARDS GAINED
3,048 (2024, 17 games)
2,715 (2021, 17 games)
2,607 (1949, 12 games)
2,566 (2013, 16 games)
2,556 (1990, 16 games)

FIRST DOWNS

MOST FIRST DOWNS
385 (2022, 17 games)
377 (2023, 17 games)
360 (2024, 17 games)
356 (2014, 16 games)
356 (2011, 16 games)

MOST BY RUSHING
164 (2024, 17 games)
163 (2021, 17 games)
161 (2022, 17 games)
157 (1981, 16 games)
149 (2023, 17 games)

MOST BY PASSING
221 (2018, 16 games)
218 (2014, 16 games)
215 (2019, 16 games)
204 (2008, 16 games)
203 (1997, 16 games)

MOST BY PENALTY
45 (2020, 16 games)
41 (2003, 16 games)
37 (2017, 16 games)
36 (2015, 16 games)
35 (2019, 16 games)

SACKS

MOST SACKS MADE
70 (2022, 17 games)
62 (1989, 16 games)
60 (1984, 16 games)
57 (1987, 15 games)
56 (2002, 16 games)
55 (1992, 16 games)
55 (1991, 16 games)

MOST SACKS ALLOWED
104 (1986, 16 games)
72 (1987, 15 games)
65 (2020, 16 games)
64 (1997, 16 games)
64 (1992, 16 games)

FEWEST SACKS ALLOWED
22 (1981, 16 games)
23 (2008, 16 games)
23 (1970, 14 games)
26 (1971, 14 games)
26 (1968, 14 games)

INTERCEPTIONS

MOST THROWN
36 (1936, 12 games)
34 (1933, 9 games)
31 (1963, 14 games)
31 (1962, 14 games)
31 (1953, 12 games)

MOST INTERCEPTED
33 (1944, 10 games)
32 (1988, 16 games)
31 (1950, 12 games)
30 (1960, 12 games)
30 (1989, 16 games)

FUMBLES

OPP. FUMBLES RECOVERED
27 (1987, 15 games)
26 (1989, 16 games)
25 (1971, 14 games)
22 (1991, 16 games)
22 (2002, 16 games)
22 (1954, 12 games)

PENALTIES

MOST PENALTIES
138 (1994, 16 games)
134 (2005, 16 games)
129 (2010, 16 games)
124 (2004, 16 games)
120 (1990, 16 games)

MOST YARDS PENALIZED
1,130 (2005, 16 games)
1,107 (1994, 16 games)
1,101 (2010, 16 games)
1,073 (2025, 17 games)
995 (2014, 16 games)

SCORING

MOST SCORED
64 vs. Cincinnati Reds, 11/6/34
59 at Washington, 11/15/10
56 vs. Detroit Lions, 9/23/07
56 at Chicago Cardinals, 10/25/53
56 vs. Los Angeles Rams, 10/7/50

MOST ALLOWED
62 at Giants, 11/26/72
56 at Cowboys, 10/9/66
56 at Giants, 10/15/33

MOST, BOTH TEAMS
87 Eagles 59, Washington 28, (at Was.) 11/15/10
87 Eagles 45, Washington 42, (at Phil.) 9/28/47
86 Eagles, 44, Bengals 42, (at Phil.) 11/30/97

FEWEST, BOTH TEAMS
0 Eagles 0, Brooklyn Dodgers 0, (at Phil.), 10/1/39

MOST, BOTH TEAMS — ONE QUARTER
47 Eagles 20, Cardinals 27, (at StL), 12/13/64

MOST SCORED IN 1ST QUARTER
28 at Washington, 11/15/10
27 at Steelers, 12/12/65
26 vs. Cincinnati Reds, 11/6/34
24 at Falcons, 10/8/67

MOST ALLOWED IN 1ST QUARTER
28 at Broncos, 10/4/98
28 at Cowboys, 10/19/69
24 at Bills, 12/2/90
21 8x, last: at Broncos, 9/29/13

MOST SCORED BOTH TEAMS IN 1ST QUARTER
35 at Saints, 12/23/07, (E-21, S-14)
35 at Cowboys, 10/19/69, (E-7, C-28)
28 5x, last: at Commanders, 12/22/24, (E-21, C-7)

MOST SCORED IN 2ND QUARTER
31 vs. Lions, 12/30/95
28 vs. Panthers, 9/13/09
28 vs. Packers, 12/5/04
28 at Cowboys, 11/15/04
28 vs. Saints, 11/19/67

MOST ALLOWED IN 2ND QUARTER
28 vs. Bears, 10/4/87
28 vs. St. Louis Cardinals, 10/18/70
28 vs. Packers, 11/11/62
28 at Bears, 10/17/43

MOST SCORED BOTH TEAMS IN 2ND QUARTER
47 at St. Louis Cardinals, 12/13/64, (E-20, C-27)
42 at Cowboys, 11/15/04, (E-28, D-14)
42 at Washington, 11/27/83, (E-21, W-21)
38 at St.Louis Cardinals, 12/16/62, (E-21, C-17)

MOST SCORED IN 1ST HALF
45 at Washington, 11/15/10
42 vs. Lions, 9/23/07
38 vs. Lions, 12/30/95
35 3x, last: vs. Packers, 12/5/04

MOST ALLOWED IN 1ST HALF
42 at Cowboys, 10/19/69
38 at Giants, 11/26/72
35 6x, last: at Giants, 12/30/12

MOST SCORED BOTH TEAMS IN 1ST HALF
63 vs. Lions, 9/23/07, (E-42, D-21)
59 at Washington, 11/15/10, (E-45, R-14)
59 at St. Louis Cardinals, 12/16/62, (E-28, C-31)
57 at St. Louis Cardinals, 12/13/64, (E-27, C-30)
54 at Cowboys, 9/15/08, (E-30, D-24)

MOST SCORED IN 3RD QUARTER
21 at Lions, 10/31/21
21 vs. Steelers, 9/25/16
21 at Raiders, 11/3/13
21 at Falcons, 9/18/11
21 vs. Washington, 11/12/90
21 vs. Patriots, 11/4/73
21 at Washington, 12/3/67
21 vs. Chi. Cardinals (at Minneapolis), 10/25/59
21 vs. NY Giants, 10/4/59
21 vs. Washington, 11/28/54
21 vs. NY Bulldogs, 11/20/49

MOST ALLOWED IN 3RD QUARTER
28 vs. Washington, 10/1/55
23 at Giants, 10/21/51

MOST SCORED BOTH TEAMS IN 3RD QUARTER
42 vs. Washington, 10/1/55, (E-14, R-28)
35 at Washington, 12/3/67, (E-21, R-14)
34 at Washington, 11/1/42, (E-14, R-20)

MOST SCORED IN 4TH QUARTER
28 at NY Giants, 12/19/10
28 vs. Lions, 12/8/13
26 at Saints, 1/3/93
24 vs. Baltimore Colts, 11/15/53
23 at 49ers, 10/12/08

MOST ALLOWED IN 4TH QUARTER
28 vs. 49ers, 9/24/89
28 vs. Vikings, 12/1/85
28 vs. Chicago Cardinals, 12/7/47
28 vs. Bears, 11/30/41

MOST SCORED BOTH TEAMS IN 4TH QUARTER
42 vs. Chicago Cardinals, 12/7/47, (E-14, C-28)
38 vs. 49ers, 9/24/89, (E-10, S-28)
37 vs. NY Giants, 9/27/17, (E-13, G-24)
37 at Arizona Cardinals, 11/24/96, (E-17, A-20)

MOST SCORED IN 2ND HALF
35 at NY Giants, 12/19/10
35 at St. Louis Cardinals, 11/8/81
34 vs. Jaguars, 9/7/14
34 vs. Lions, 12/8/13
32 3x, last: vs. Falcons, 10/1/00

MOST ALLOWED IN 2ND HALF
49 vs. Bears, 11/30/41
42 vs. Chicago Cardinals, 12/7/47
34 at Oakland Raiders, 10/17/71
31 7x, last: at Broncos 9/29/13

MOST SCORED BOTH TEAMS IN 2ND HALF
56 vs. Chicago Cardinals, 12/7/1947, (E-14, C-42)
52 at Vikings, 12/15/2013, (E-21, V-31)
52 vs. Washington, 10/1/1955, (E-21, R-31)
50 vs. Lions, 12/30/1995, (E-20, D-30)
49 vs. Bears, 11/30/1941, (E-0, B-49)
49 vs. Washington, 9/28/47, (E-21, R-28)

MOST DECISIVE VICTORY
- 64 Eagles 64, Cincinnati Reds 0, 11/6/34
- 45 3x, last: vs. Boston Yanks (E-45, Y-0), 11/14/48

MOST DECISIVE LOSS
- 56 Giants 56, Eagles 0, 10/15/33
- 52 Giants 62, Eagles 10, 11/26/72

TOUCHDOWNS

MOST SCORED
- 10 vs. Cincinnati Reds, 11/6/34
- 8 at Washington, 11/15/10
- 8 vs. Lions, 9/23/07
- 8 at Cardinals, 10/25/53
- 8 vs. Rams, 10/7/50

MOST ALLOWED
- 8 3x, last: at Giants, 11/26/72

MOST SCORED BY RUSHING
- 5 at Cowboys, 10/22/61
- 5 vs. Washington, 10/23/49
- 5 at Washington, 10/17/48
- 5 vs. Boston Yanks, 12/9/45

MOST ALLOWED BY RUSHING
- 6 vs. Packers, 11/11/62

MOST BY PASSING
- 7 at Raiders, 11/3/13
- 7 at Washington, 10/17/54

MOST ALLOWED BY PASSING
- 5 15x, last: at Commanders, 12/22/24

KICKING

MOST FIELD GOALS MADE
- 6 at Oilers, 11/12/72
- 5 6x, last: vs. Giants, 1/8/23

MOST FIELD GOALS ALLOWED
- 5 9x, last: at Chargers, 12/8/25

TOTAL YARDS

MOST YARDS GAINED
- 592 at Washington, 11/15/10 (332 passing, 260 rushing)
- 583 vs. 49ers, 9/18/05 (443 passing, 140 rushing)
- 582 at Browns, 11/7/65 (352 passing, 230 rushing)
- 575 vs. Washington, 11/21/48 (199 passing, 376 rushing)
- 574 vs. Colts, 11/15/81 (339 passing, 235 rushing)

FEWEST YARDS GAINED
- 23 at Lions, 9/20/35
- 54 vs. Packers, 11/11/62

MOST YARDS ALLOWED
- 652 at Cowboys, 10/9/66 (440 passing, 212 rushing)

FEWEST YARDS ALLOWED
- 29 vs. Brooklyn Dodgers, 12/3/44

PASSING

MOST ATTEMPTS
- 62 at Cardinals, 10/26/14
- 62 at Bears, 10/2/89
- 61 vs. Titans, 11/19/06
- 60 at Bengals, 12/4/16
- 60 at Washington, 12/1/40

FEWEST ATTEMPTS
- 3 vs. Steelers, 12/1/46

MOST ATTEMPTS ALLOWED
- 63 vs. Giants, 12/22/16
- 63 at 49ers, 11/25/02
- 58 at Jets, 9/27/15
- 57 at Giants, 12/17/17
- 57 at Patriots, 12/6/15

FEWEST ATTEMPTS ALLOWED
- 0 at Browns, 12/3/50
- 1 at NY Bulldogs, 9/22/49; at Cardinals, 11/8/36

MOST COMPLETIONS
- 37 vs. Washington, 12/26/15
- 37 at Washington, 12/20/14
- 36 at Bengals, 12/4/16
- 36 at Falcons, 9/14/15
- 36 at Cardinals, 10/26/14

FEWEST COMPLETIONS
- 0 at Boston, 10/18/36

MOST COMPLETIONS ALLOWED
- 42 at Cowboys, 12/9/18
- 39 at Commanders, 10/29/23
- 38 vs. Giants, 12/22/16
- 37 at Giants, 12/17/17
- 37 vs. Vikings, 9/20/04

FEWEST COMPLETIONS ALLOWED
- 0 at Browns, 12/3/50
- 0 vs. NY Bulldogs, 9/22/49
- 0 at Chicago Cardinals, 11/8/36
- 0 vs. Brooklyn Dodgers, 11/29/36
- 0 vs. Cincinnati Reds, 11/6/34

MOST YARDS GAINED (GROSS)
- 516 vs. Packers (11/27/22)
- 496 vs. Vikings (9/19/22)
- 486 vs. Giants (11/8/53)
- 483 at Saints (9/22/24)
- 478 at Buccaneers (9/25/23)

FEWEST YARDS GAINED (GROSS)
- 0 at Boston, 10/18/36

MOST YARDS ALLOWED (GROSS)
- 512 vs. Bills (11/26/23)
- 481 at Commanders (10/29/23)
- 479 at Cowboys (11/23/25)
- 462 at Cowboys (12/24/22)
- 460 vs. 49ers (12/3/23)

FEWEST YARDS ALLOWED (GROSS)
- 0 4x, last: at Browns, 12/3/50

RUSHING

MOST ATTEMPTS
- 64 at Washington, 12/2/51
- 64 at Baltimore Colts, 10/15/50
- 64 vs. Los Angeles Rams, 11/6/49
- 64 at Washington, 11/28/43

MOST ATTEMPTS ALLOWED
- 67 at Lions, 9/20/35

MOST YARDS GAINED
- 376 vs. Washington, 11/21/48

FEWEST YARDS GAINED
- -36 at Bears, 11/19/39
- -23 vs. Lions, 11/17/40

MOST YARDS ALLOWED
- 370 at Lions, 9/20/35

FEWEST YARDS ALLOWED
-33 vs. Brooklyn Dodgers, 10/2/43
-26 at Boston Yanks, 12/8/46
6 vs. Chicago Bears, 11/26/17
10 vs. Boston Yanks, 10/22/44
13 vs. Brooklyn Tigers, 12/3/44

FIRST DOWNS

MOST FIRST DOWNS
34 vs. Saints 10/11/15
34 vs. Colts, 11/15/81
33 vs. Vikings, 11/11/01
32 vs. Cardinals, 11/27/08; at Washington, 9/17/89; at Chicago Cardinals, 10/25/53; and at Washington, 12/2/51

MOST FIRST DOWNS ALLOWED
37 vs. Packers, 11/11/62

FEWEST FIRST DOWNS ALLOWED
1 at NY Bulldogs, 9/22/49; vs. Brooklyn Dodgers, 10/1/39; at Browns, 12/3/50
2 vs. Brooklyn Dodgers, 11/11/34

MOST BY PASSING
24 at Washington, 9/17/89
22 at Washington, 12/20/14
22 at Chargers, 11/15/09
22 at Chiefs, 10/2/05

MOST ALLOWED BY PASSING
23 at Cowboys, 12/9/18
22 vs. Chargers, 9/15/13
22 at Cardinals, 12/13/64

FEWEST ALLOWED BY PASSING
0 8x, last: at Browns, 12/3/50

MOST BY RUSHING
25 at Washington, 12/2/51

MOST ALLOWED BY RUSHING
21 vs. Packers, 11/11/62 and vs. Browns, 12/13/59

FEWEST ALLOWED BY RUSHING
0 9x, last: vs. Minnesota, 9/14/23

MOST BY PENALTY
8 at Bears, 11/3/02
8 vs. Lions, 12/2/79

MOST ALLOWED BY PENALTY
8 at Packers 9/26/19

PENALTIES

MOST PENALTIES
19 vs. Oilers, 10/2/88
16 at Seahawks, 12/13/92
16 at Giants, 12/3/89

FEWEST PENALTIES
0 18x, last: vs. Dolphins, 10/22/23

MOST PENALTIES BY OPPONENT
22 vs. Bears, 11/26/44

FEWEST PENALTIES BY OPPONENT
0 Many times, last: at Jets, 10/14/07

MOST YARDS PENALIZED
191 at Seahawks, 12/13/92
171 vs. Saints, 11/23/03

FEWEST YARDS PENALIZED
0 19x, last: vs. Giants, 1/5/25

MOST YARDS OPPONENT PENALIZED
170 vs. Bears, 11/26/44

FEWEST YARDS OPPONENT PENALIZED
0 Many times, last: at Jets, 10/14/07

MOST PENALTIES, BOTH TEAMS
31 Eagles 19, Houston Oilers 12 (at Phil.), 10/2/88
28 Eagles 13, St. Louis Rams 15 (at StL), 12/18/05

FEWEST PENALTIES, BOTH TEAMS
1 Eagles 1, Brooklyn Dodgers 0 (at Phil.), 10/1/39
1 Eagles 1, Chicago Cardinals 0 (at Chi.), 11/10/35
1 Eagles 1, Brooklyn Dodgers 0 (at Phil.), 11/11/34

MOST YARDS PENALIZED, BOTH TEAMS
272 Eagles 171, Saints 101 (at Phil.), 11/23/03
262 Eagles 157, Chicago Cardinals 105 (at Chi.), 11/30/52

FEWEST YARDS PENALIZED, BOTH TEAMS
5 Eagles 5, Pittsburgh Steelers 0 (at Phil.), 10/24/65
5 Eagles 5, Brooklyn Dodgers 0 (at Phil.), 10/1/39
5 Eagles 5, Chicago Cardinals 0 (at Chi.), 11/10/35
5 Eagles 5, Brooklyn Dodgers 0 (at Phil.), 11/11/34

FUMBLES

MOST COMMITTED
10 vs. Giants, 10/9/43

MOST LOST
6 at Washington, 11/6/55
6 at Boston Yanks, 12/8/46
6 vs. Steelers, 10/7/34

MOST COMMITTED BY OPPONENT
8 vs. Packers, 12/1/74
7 6x, last: at Giants, 12/28/02

MOST FUMBLES LOST BY OPPONENT
6 at Giants, 11/17/68
6 vs. NY Bulldogs, 11/20/49
5 6x, last: last at Oilers, 12/2/91

INTERCEPTIONS

MOST THROWN
7 vs. Cowboys, 9/26/71
7 at Boston, 11/3/35
6 6x, last: vs. Cardinals, 10/21/56

MOST INTERCEPTED
9 at Steelers, 12/12/65
8 at Cardinals, 9/24/50
7 at Washington, 12/21/75

TOTAL TURNOVERS

MOST COMMITTED
9 at Bears, 10/12/47

MOST FORCED BY DEFENSE
12 at Steelers, 12/12/65 (9 INTs, 3 fumble rec.)
12 at Cardinals, 9/24/50 (8 INTs, 4 fumble rec.)

PUNTS

MOST PUNTS

15	at Giants, 12/6/87
12	vs. Giants, 12/12/54. at Packers, 11/2/52
	vs. Washington, 10/4/42

FEWEST PUNTS

0	6x, last: at Cowboys, 12/24/22

KICKOFF RETURNS

MOST KICKOFF RETURNS

9	at Giants, 11/26/72
9	at Giants, 11/10/46

MOST KICKOFF RETURNS ALLOWED

9	6x, last: vs. Cardinals, 11/27/08

MOST YARDS KICKOFF RETURNS

261	vs. Cowboys, 11/6/66
253	at Cardinals, 11/24/96
235	vs. Cardinals, 9/19/65

MOST YARDS KICKOFF RETURNS BY OPPONENT

256	at Browns, 11/7/65

PUNT RETURNS

MOST PUNT RETURNS

12	at Browns, 12/3/50

MOST PUNT RETURNS BY OPPONENT

9	5x, last: at Cardinals, 12/24/05

MOST YARDS PUNT RETURNS

148	at Boston Yanks, 12/8/46

MOST YARDS PUNT RETURNS ALLOWED

147	vs. Cardinals, 10/2/66

SACKS

MOST SACKS RECORDED

11	at Cowboys, 9/15/91
10	vs. Jets, 10/6/19
10	vs. Lions, 9/23/07
9	at Commanders, 9/25/22
9	vs. Panthers, 11/10/14
9	at Dolphins, 12/11/11
9	vs. Steelers, 9/21/08
9	at Falcons, 12/16/84

MOST SACKS ALLOWED

12	at Giants, 9/30/07
11	vs. Bears, 10/4/87
11	at Raiders, 11/30/86
11	vs. Lions, 11/16/86
11	at Cardinals, 12/18/83

EAGLES HIGHS			CATEGORY	EAGLES LOWS		
64	vs. Cin.	11/06/34	POINTS	0	vs. Dal.	12/31/17
10	vs. Cin.	11/06/34	TOUCHDOWNS	0	vs. Dal.	12/31/17
5	(4x) last at Dal.	10/22/61	RUSHING TDS	0	vs. LAR	10/04/26
7	(2x) last at Oak.	11/03/13	PASSING TDS	0	vs. NYG	11/08/26
7	(2x) last at Hou.	11/12/72	FIELD GOALS ATTEMPTED	0	vs. Dal.	10/26/26
6	at Hou.	11/12/72	FIELD GOALS MADE	0	vs. Dal.	10/26/26
34	(2x) last vs. NO	10/11/15	TOTAL FIRST DOWNS	2	(5x) last vs. Was.	10/24/37
25	at Was.	12/02/51	RUSHING FIRST DOWNS	0	(7x) last at Dal.	10/09/05
24	at Was.	09/17/89	PASSING FIRST DOWNS	0	(2x) last vs. NYG	10/05/57
592	at Was.	11/15/10	TOTAL NET YARDS	23	at Det.	09/20/35
64	(4x) last at Was.	12/02/51	RUSHING ATTEMPTS	9	(4x) last at Dal.	10/09/05
376	vs. Was.	11/21/48	NET YARDS RUSHING	-36	at Chi.	11/19/39
462	vs. Hou.	12/23/18	NET YARDS PASSING	-13	vs. NYG	12/11/77
12	at NYG	09/30/07	QB SACKS ALLOWED	0	vs. Chi.	11/28/25
486	vs. NYG	11/08/53	GROSS YARDS PASSING	0	at Boston	10/18/36
62	(2x) last at Ari.	10/26/14	PASS ATTEMPTS	3	vs. Pit.	12/01/46
37	(2x) last vs. Was.	12/26/15	PASS COMPLETIONS	0	at Boston	10/18/36
7	(2x) last vs. Dal.	09/26/71	INTERCEPTIONS THROWN	0	vs. NYG	11/08/26
9	at Chi.	10/12/47	TOTAL TURNOVERS	0	vs. Car.	10/18/26
10	vs. NYG	10/09/43	FUMBLES BY	0	vs. Dal.	10/26/26
6	(3x) last at Was.	11/06/55	FUMBLES LOST	0	vs. Dal.	10/26/26
15	at NYG	12/06/87	PUNTS	0	at Dal.	12/24/22
60.5	vs. LAR	09/20/20	PUNTING AVERAGE	0.0	at Dal.	12/24/22
19	vs. Hou.	10/02/88	PENALTIES	0	(18x) last vs. Mia.	10/22/23
191	at Sea.	12/13/92	YARDS PENALIZED	0	(19x) last vs. NYG	01/05/25

OPPONENTS HIGHS			CATEGORY	OPPONENTS LOWS		
62	at NYG	11/26/72	POINTS	0	vs. LV	12/14/25
8	(3x) last at NYG	11/26/72	TOUCHDOWNS	0	vs. LV	12/14/25
6	vs. GB	11/11/62	RUSHING TDS	0	vs. NYG	11/08/26
5	(15x) last at Was.	12/22/24	PASSING TDS	0	vs. LAR	10/04/26
7	at NO	11/30/69	FIELD GOALS ATTEMPTED	0	at Buf.	12/28/25
5	(9x) last at LAC	12/08/25	FIELD GOALS MADE	0	at Buf.	12/28/25
37	vs. GB	11/11/62	TOTAL FIRST DOWNS	1	(3x) last at Cle.	12/03/50
21	(2x) last vs. GB	11/11/62	RUSHING FIRST DOWNS	0	(9x) last vs. Min.	09/14/23
23	at Dal.	12/09/18	PASSING FIRST DOWNS	0	(8x) last at Cle.	12/03/50
652	at Dal.	10/09/66	TOTAL NET YARDS	29	vs. Brooklyn	12/03/44
67	at Det.	09/20/35	RUSHING ATTEMPTS	9	vs. Min.	09/14/23
370	at Det.	09/20/35	NET YARDS RUSHING	-33	vs. Brooklyn	10/02/43
440	at Dal.	10/09/66	NET YARDS PASSING	0	at Cle.	12/03/50
11	at Dal.	09/15/91	QB SACKS ALLOWED	0	vs. Dal.	10/26/26
455	at Dal.	12/09/18	GROSS YARDS PASSING	0	(4x) last at Cle.	12/03/50
63	(2x) last vs. NYG	12/22/16	PASS ATTEMPTS	0	at Cle.	12/03/50
42	at Dal.	12/09/18	PASS COMPLETIONS	0	(5x) last at Cle.	12/03/50
9	at Pit.	12/12/65	INTERCEPTIONS THROWN	0	vs. NYG	11/08/26
12	(2x) last at Pit.	12/12/65	TOTAL TURNOVERS	0	vs. Dal.	10/26/26
8	vs. GB	12/01/74	FUMBLES BY	0	vs. Dal.	10/26/26
6	(2x) last at NYG	11/17/68	FUMBLES LOST	0	vs. Dal.	10/26/26
15	at Was.	11/05/39	PUNTS	0	at Cin.	10/27/24
69.0	at Was.	12/27/03	PUNTING AVERAGE	0.0	at Cin.	10/27/24
22	vs. Chi.	11/26/44	PENALTIES	0	(11x) last at NYJ	10/14/07
170	vs. Chi.	11/26/44	YARDS PENALIZED	0	(11x) last at NYJ	10/14/07

GAMES PLAYED

Rk	Player	Games (Starts)
1.	David Akers (K) (1999-2010)	19 (0)
2.	Brian Dawkins (S) (1996-2008)	18 (18)
3t.	Jon Runyan (T) (2000-08)	17 (17)
	Tra Thomas (T) (1998-2008)	17 (17)
5t.	**Jake Elliott (K) (2017-)**	**16 (16)**
	Donovan McNabb (QB) (1999-2009)	16 (16)
7.	**Lane Johnson (T) (2013-)**	**15 (15)**
8t.	**Dallas Goedert (TE) (2018-)**	**13 (11)**
	Brandon Graham (DE) (2010-25)	13 (6)
	Sheldon Brown (CB) (2002-09)	13 (10)
	Koy Detmer (QB) (1998-2006)	13 (0)
12t.	Fletcher Cox (DT) (2012-23)	12 (12)
	Jason Kelce (C) (2011-23)	12 (12)
	Quintin Mikell (S) (2003-10)	12 (5)
	Mike Bartrum (LS/TE) (2000-06)	12 (0)
	Todd Pinkston (WR) (2000-04)	12 (10)
	Corey Simon (DT) (2000-04)	12 (12)
	Bobby Taylor (CB) (1995-2003)	12 (12)
	Darwin Walker (DT) (2001-06)	12 (9)

SCORING

MOST POINTS, Career

134	David Akers (19 games)
121	**Jake Elliott (16 games)**
60	**Jalen Hurts (10 games)**
36	**Dallas Goedert (13 games)**
36	Brian Westbrook (11 games)
36	Harold Carmichael (7 games)
36	Tony Franklin (6 games)
36	Wilbert Montgomery (7 games)

MOST POINTS, Game

20	**Jalen Hurts (2/12/23 vs. Chiefs) SB57**
18	**Saquon Barkley (1/26/25 vs. Commanders) NFC-C**
18	**Jalen Hurts (1/26/25 vs. Commanders) NFC-C**
16	**2x, last: Jake Elliott (2/9/25 vs. Chiefs) SB59**
15	David Akers (1/19/02 at Bears) NFC-D
14	David Akers (1/4/09 at Vikings) NFC-WC
12	**13x, last: Dallas Goedert (1/11/26 vs. 49ers) NFC-WC**

MOST TOUCHDOWNS, Career

10	**Jalen Hurts (10 games)**
6	**Dallas Goedert (13 games)**
6	Brian Westbrook (11 games)
6	Harold Carmichael (7 games)
6	Wilbert Montgomery (7 games)
5	Duce Staley (7 games)
4	Donovan McNabb (16 games)
3	**Saquon Barkley (5 games)**, A.J. Brown (8 games), LeGarrette Blount (3 games), Brent Celek (9 games), Alshon Jeffery (5 games), Chad Lewis (11 games), Fred Barnett (5 games), Steve Van Buren (4 games)

MOST TOUCHDOWNS, Game

3	**3x, last: Saquon Barkley & Jalen Hurts (1/26/25 vs. Commanders) NFC-C**
2	**13x, last: Dallas Goedert (1/11/26 vs. 49ers) NFC-WC**

MOST POINTS AFTER TOUCHDOWN, Career

41	David Akers (19 games)
37	**Jake Elliott (16 games)**

MOST POINTS AFTER TOUCHDOWN, Game

7	**2x, last: Jake Elliott (1/26/25 vs. Commanders) NFC-C**
5	**2x, last: Jake Elliott (1/21/23 vs. Giants) NFC-D**
4	**5x, last: Jake Elliott (2/9/25 vs. Chiefs) SB59**

MOST FIELD GOALS, Career

31	David Akers (19 games)
28	**Jake Elliott (16 games)**
7	Tony Franklin (6 games)
5	Roger Ruzek (4 games)

MOST FIELD GOALS, Game

4	**Jake Elliott (2/9/25 vs. Chiefs) SB59**
4	David Akers (1/4/09 at Vikings) NFC-WC
4	David Akers (1/19/02 at Bears) NFC-D
4	Luis Zendejas (12/31/88 at Bears) NFC-D
3	**Jake Elliott (1/19/25 vs. Rams) NFC-D**
3	**Jake Elliott (1/12/25 vs. Packers) NFC-WC**
3	**Jake Elliott (1/5/20 vs. Seahawks) NFC-WC**
3	**Jake Elliott (2/4/18 vs. Patriots) SB52**
3	**Jake Elliott (1/13/18 vs. Falcons) NFC-D**
3	David Akers (1/11/09 at Giants) NFC-D
3	David Akers (1/7/07 vs. Giants) NFC-WC
3	Gary Anderson (12/30/95 vs. Lions) NFC-WC

LONGEST FIELD GOALS

53	**Jake Elliott (1/13/18 vs. Falcons) NFC-D**
51	David Akers (1/4/09 at Vikings) NFC-WC
50	**Jake Elliott (2/9/25 vs. Chiefs) SB59**
48	**2x: Jake Elliott (2/9/25 vs. Chiefs) SB59**
48	David Akers (1/7/07 vs. Giants) NFC-WC
47	**Jake Elliott (1/15/24 at Buccaneers) NFC-WC**
46	**Jake Elliott (1/5/20 vs. Seahawks) NFC-WC**
46	**Jake Elliott (2/4/18 vs. Patriots) SB52**
46	David Akers (1/27/02 at Rams) NFC-C
46	David Akers (1/19/02 at Bears) NFC-D
45	David Akers (1/18/09 at Cardinals) NFC-C
45	David Akers (1/4/09 at Vikings) NFC-WC

PASSING

MOST PASSES ATTEMPTED, Career

577	Donovan McNabb (16 games)
291	**Jalen Hurts (10 games)**
226	Ron Jaworski (7 games)
214	Randall Cunningham (7 games)

MOST PASSES ATTEMPTED, Game

54	Randall Cunningham (12/31/88 at Bears) NFC-D
51	Donovan McNabb (2/6/05 vs. Patriots) SB39
49	Donovan McNabb (1/19/03 vs. Buccaneers) NFC-C
47	Donovan McNabb (1/18/09 at Cardinals) NFC-C

MOST PASSES COMPLETED, Career

341	Donovan McNabb (16 games)
191	**Jalen Hurts (10 games)**
143	Nick Foles (6 games)
113	Randall Cunningham (7 games)
103	Ron Jaworski (7 games)

MOST PASSES COMPLETED, Game

30	Donovan McNabb (2/6/05 vs. Patriots) SB39
28	Nick Foles (2/4/18 vs. Patriots) SB52
28	Donovan McNabb (1/18/09 at Cardinals) NFC-C
27	**Jalen Hurts (2/12/23 vs. Chiefs) SB57**
27	Randall Cunningham (12/31/88 at Bears) NFC-D
27	Tommy Thompson (12/28/47 at Chicago Cardinals) NFL-C

MOST YARDS GAINED, Career

3,752	Donovan McNabb (16 games)
1,981	**Jalen Hurts (10 games)**
1,633	Nick Foles (6 games)
1,390	Randall Cunningham (7 games)

MOST YARDS GAINED, Game

407 Randall Cunningham (12/31/88 at Bears) NFC-D
375 Donovan McNabb (1/18/09 at Cardinals) NFC-C
373 Nick Foles (2/4/18 vs. Patriots) SB52
357 Donovan McNabb (2/6/05 vs. Patriots) SB39
352 Nick Foles (1/21/18 vs. Vikings) NFC-C

MOST TOUCHDOWN PASSES, Career

24 Donovan McNabb (16 games)
11 Jalen Hurts (10 games)
11 Nick Foles (6 games)
9 Ron Jaworski (7 games)
4 Tommy Thompson (4 games)

MOST TOUCHDOWN PASSES, Game

3 Nick Foles (2/4/18 vs. Patriots) SB52
3 Nick Foles (1/21/18 vs. Vikings) NFC-C
3 Donovan McNabb (1/18/09 at Cardinals) NFC-C
3 Donovan McNabb (2/6/05 vs. Patriots) SB39
3 Rodney Peete (12/30/95 vs. Lions) NFC-WC
3 Ron Jaworski (12/23/79 vs. Bears) NFC-WC

LONGEST PASS PLAY

76t Michael Vick to Jeremy Maclin (1/9/10 at Cowboys) NFC-WC
75t Jeff Garcia to Donté Stallworth (1/13/07 at Saints) NFC-D
71t Donovan McNabb to Brian Westbrook (1/4/09 at Vikings) NFC-WC
66 Randall Cunningham to Keith Jackson (1/5/91 vs. Washington) NFC-WC
65 Randall Cunningham to Keith Jackson (12/31/88 at Bears) NFC-D

RUSHING

MOST ATTEMPTS, Career

141 Wilbert Montgomery (7 games)
129 Brian Westbrook (11 games)
117 Saquon Barkley (5 games)
93 Duce Staley (7 games)
93 Steve Van Buren (4 games)

MOST ATTEMPTS, Game

31 Steve Van Buren (12/18/49 at LA Rams) NFL-C
26 6x, last: Saquon Barkley (1/11/26 vs. 49ers) NFC-WC
25 2x, last: Saquon Barkley (2/9/25 vs. Chiefs) SB59
22 Chris Warren (12/31/00 vs. Buccaneers) NFC-WC

LONGEST RUN FROM SCRIMMAGE

78t Saquon Barkley (1/19/25 vs. Rams) NFC-D
62t Brian Westbrook (1/13/07 at Saints) NFC-D
60t Saquon Barkley (1/26/25 vs. Commanders) NFC-C
55 Wilbert Montgomery (1/11/81 vs. Cowboys) NFC-C
49t Brian Westbrook (1/7/07 vs. Giants) NFC-WC
49 Steve Van Buren (12/18/49 at LA Rams) NFL-C

MOST YARDS GAINED, Career

605 Saquon Barkley (5 games)
591 Brian Westbrook (11 games)
518 Wilbert Montgomery (7 games)
422 Donovan McNabb (16 games)
384 Duce Staley (7 games)

MOST YARDS GAINED, Game (includes all 100-yard performances)

205 Saquon Barkley (1/19/25 vs. Rams) NFC-D
196 Steve Van Buren (12/18/49 at LA Rams) NFL-C
194 Wilbert Montgomery (1/11/81 vs. Cowboys) NFC-C
141 Brian Westbrook (1/7/07 vs. Giants) NFC-WC
119 Saquon Barkley (1/12/25 vs. Packers) NFC-WC
118 Saquon Barkley (1/26/25 vs. Commanders) NFC-C
112 Kenneth Gainwell (1/21/23 vs. Giants) NFC-D
116 Brian Westbrook (1/13/07 at Saints) NFC-D
107 Donovan McNabb (1/11/04 vs. Packers) NFC-D
106 Saquon Barkley (1/11/26 vs. 49ers) NFC-WC
105 Heath Sherman (1/3/93 at Saints) NFC-WC

MOST TOUCHDOWNS RUSHING, Career

10 Jalen Hurts (10 games)
6 Wilbert Montgomery (7 games)
5 Saquon Barkley (5 games)
4 Donovan McNabb (16 games)
3 Boston Scott (8 games)
3 LeGarrette Blount (3 games)
3 Brian Westbrook (11 games)
2 Miles Sanders (4 games)
2 Steve Van Buren (4 games)
2 Duce Staley (7 games)

MOST TOUCHDOWNS, Game

3 3x, last: Saquon Barkley & Jalen Hurts (1/26/25 vs. Commanders) NFC-C
2 Saquon Barkley (1/19/25 vs. Rams) NFC-D
2 Miles Sanders (1/29/23 vs. 49ers) NFC-C
2 Brian Westbrook (1/13/07 at Saints) NFC-D
2 Wilbert Montgomery (12/27/81 vs. Giants) NFC-WC
2 Wilbert Montgomery (1/3/81 vs. Vikings) NFC-D

RECEIVING

MOST RECEPTIONS, Career

56 Dallas Goedert (13 games)
51 DeVonta Smith (10 games)
38 Chad Lewis (11 games)
35 Duce Staley (7 games)
33 Zach Ertz (7 games)
33 Brian Westbrook (11 games)
32 Todd Pinkston (12 games)

MOST RECEPTIONS, Game

10 Brent Celek (1/18/09 at Cardinals) NFC-C
9 Nelson Agholor (2/4/18 vs. Patriots) SB52
9 Terrell Owens (2/6/05 vs. Patriots) SB39
9 Keith Byars (12/31/89 vs. LA Rams) NFC-WC and (12/31/88 at Bears) NFC-D
8 DeVonta Smith (1/11/26 vs. 49ers) NFC-WC
8 DeVonta Smith (1/15/24 at Buccaneers) NFC-WC
8 Zach Ertz (1/21/18 vs. Vikings) NFC-C
8 Duce Staley (1/27/02 at Rams) NFC-C
8 Fred Barnett (12/30/95 vs. Lions) NFC-WC
8 Jack Ferrante (12/28/47 at Chicago Cardinals) NFL-C

MOST YARDS GAINED, Career

665 DeVonta Smith (10 games)
595 Dallas Goedert (13 games)
465 Harold Carmichael (7 games)
433 Todd Pinkston (12 games)
409 Chad Lewis (11 games)
364 Alshon Jeffery (5 games)
360 Zach Ertz (7 games)
334 Brian Westbrook (11 games)

MOST YARDS GAINED, Game (includes all 100-yard performances)

148 DeVonta Smith (1/15/24 at Buccaneers) NFC-WC
146 Jeremy Maclin (1/9/10 at Cowboys) NFC WC
142 Keith Jackson (12/31/88 at Bears) NFC-D
122 Kevin Curtis (1/18/09 at Cardinals) NFC-C
122 Terrell Owens (2/6/05 vs. Patriots) SB39
116 Keith Jackson (1/5/91 vs. Washington) NFC-WC
111 Harold Carmichael (12/23/79 vs. Bears) NFC-WC
100 DeVonta Smith (2/12/23 vs. Chiefs) SB57
100 Corey Clement (2/4/18 vs. Patriots) SB52

MOST TOUCHDOWNS, Career

6 Harold Carmichael (7 games)
5 Dallas Goedert (13 games)
3 A.J. Brown (8 games)
3 Alshon Jeffery (5 games)
3 Brent Celek (9 games)
3 Brian Westbrook (11 games)
3 Fred Barnett (5 games)
3 Chad Lewis (11 games)
3 Duce Staley (7 games)

MOST TOUCHDOWNS, Game

2 Alshon Jeffery (1/21/18 vs. Vikings) NFC-C
2 Brent Celek (1/18/09 at Cardinals) NFC-C
2 Chad Lewis (1/23/05 vs. Falcons) NFC-C
2 Fred Barnett (1/3/93 at Saints) NFC-WC
2 Harold Carmichael (12/23/79 vs. Bears) NFC-WC

INTERCEPTIONS

MOST INTERCEPTIONS, Career

5 Herman Edwards (7 games)
4 Quinyon Mitchell (5 games)
4 Brian Dawkins (18 games)
3 Damon Moore (5 games), Eric Allen (5 games), Seth Joyner (5 games), Roynell Young (5 games)

MOST INTERCEPTIONS, Game

2 Quinyon Mitchell (1/11/26 vs. 49ers) NFC-WC
2 Damon Moore (1/12/02 vs. Buccaneers) NFC-WC
2 Eric Allen (1/3/93 at Saints) NFC-WC
2 Herman Edwards (1/3/81 vs. Vikings) NFC-D
2 Roynell Young (1/3/81 vs. Vikings) NFC-D

LONGEST INTERCEPTION RETURN

59t Damon Moore (1/12/02 vs. Buccaneers) NFC-WC
50t Patrick Robinson (1/21/18 vs. Vikings) NFC-C
44t Asante Samuel (1/4/09 at Vikings) NFC-WC
39t Bobby Taylor (1/11/03 vs. Falcons) NFC-D
38 Cooper DeJean (2/9/25 vs. Chiefs) SB59
37 Jerry Robinson (12/29/79 at Buccaneers) NFC-D

MOST INTERCEPTION RETURN YARDS, Career

77 Damon Moore (5 games)
75 Brian Dawkins (18 games)
69 Asante Samuel (5 games)

MOST INTERCEPTION RETURN YARDS, Game

59 Damon Moore (1/12/02 vs. Buccaneers) NFC-WC
50 Patrick Robinson (1/21/18 vs. Vikings) NFC-C
44 Asante Samuel (1/4/09 at Vikings) NFC-WC
38 Cooper DeJean (2/9/25 vs. Chiefs) SB59
39 Bobby Taylor (1/11/03 vs. Falcons) NFC-D

SACKS

MOST SACKS, Career

5.5 Brandon Graham (12 games)
5.0 Josh Sweat (9 games)
4.5 Nolan Smith (6 games)
4.0 Derrick Burgess (6 games)
4.0 Hugh Douglas (10 games)
4.0 Reggie White (5 games)

MOST SACKS, Game

2.5 Josh Sweat (2/9/25 vs. Chiefs) SB59
2.0 Milton Williams (2/9/25 vs. Chiefs) SB59
2.0 Jalen Carter (1/19/25 vs. Rams) NFC-D
2.0 Nolan Smith (1/12/25 vs. Packers) NFC-WC
2.0 Haason Reddick (1/29/23 vs. 49ers) NFC-C
2.0 Darwin Walker (1/13/07 at Saints) NFC-D
2.0 Derrick Burgess (1/23/05 vs. Falcons) NFC-C
2.0 Hugh Douglas (12/31/00 vs. Buccaneers) NFC-WC

KICKOFF RETURNS

MOST KICKOFF RETURNS, Career

22 Brian Mitchell (7 games)
11 Billy Campfield (7 games)

MOST KICKOFF RETURNS, Game

6 Brian Mitchell (1/27/02 at StL Rams) NFC-C
5 7x, last: Brad Smith (1/4/14 vs. Saints) NFC-WC

MOST YARDS, Career

522 Brian Mitchell (7 games)
201 Billy Campfield (7 games)

MOST YARDS, Game

128 Brian Mitchell (1/27/02 at StL Rams) NFC-C
125 3x, last: James Thrash (1/11/04 vs. Packers) NFC-D

LONGEST KICKOFF RETURN

70 Brian Mitchell (1/19/03 vs. Buccaneers) NFC-C
58 Ted Dean (12/26/60 vs. Packers) NFL-C

PUNT RETURNS

MOST PUNT RETURNS, Career

16 Brian Mitchell (7 games)
13 John Sciarra (7 games)

MOST PUNT RETURNS, Game

6 John Sciarra (1/11/81 vs. Cowboys) NFC-C
5 2x, last: Jalen Reagor (1/16/22 at Buccaneers) NFC-WC
4 7x, last: Reno Mahe (1/11/04 vs. Packers) NFC-D

MOST YARDS ON PUNT RETURNS, Career

174 DeSean Jackson (6 games)
135 Brian Mitchell (7 games)
130 John Sciarra (7 games)

MOST YARDS ON PUNT RETURNS, Game

109 DeSean Jackson (1/4/09 at Vikings) NFC-WC
101 Bosh Pritchard (12/21/47 at Steelers) NFL-D
69 John Sciarra (1/11/81 vs. Cowboys) NFC-C

LONGEST PUNT RETURN

79t Bosh Pritchard (12/21/47 at Steelers) NFL-D
62 DeSean Jackson (1/4/09 at Vikings) NFC-WC
34 Wally Henry (12/23/79 vs. Bears) NFC-WC

SCORING

MOST POINTS, Game

58	vs. Lions (12/30/95) NFC-WC
55	vs. Commanders (1/26/25) NFC-C
41	vs. Patriots (2/4/18) SB52
40	vs. Chiefs (2/9/25) SB59
38	vs. Giants (1/21/23) NFC-D
38	vs. Vikings (1/21/18) NFC-C

MOST POINTS, BOTH TEAMS, Game

95	vs. Lions (12/30/95) NFC-WC; Eagles 58, Lions 37
78	vs. Commanders (1/26/25) NFC-C; Eagles 55, Commanders 23
74	vs. Patriots (2/4/18) SB52; Eagles 41, Patriots 33
73	vs. Chiefs (2/12/23) SB57; Eagles 35, Chiefs 38
62	vs. Chiefs (2/9/25) SB59; Eagles 40, Chiefs 22

FEWEST POINTS, BOTH TEAMS, Game

7	vs. Chicago Cardinals (12/19/48) NFL-C; Eagles 7, Cardinals 0
14	at 49ers (12/29/96) NFC-WC; 49ers 14, Eagles 0
14	at LA Rams (12/18/49) NFL-C; Eagles 14, Rams 0

LARGEST MARGIN OF VICTORY, Game

32	vs. Commanders (1/26/25) NFC-C; Eagles 55, Commanders 23
31	2x, last: vs. Giants (1/21/23) NFC-D; Eagles 38, Giants 7
24	vs. 49ers (1/29/23) NFC-C; Eagles 31, 49ers 7
22	vs. Buccaneers (1/12/02) NFC-WC; Eagles 31, Buccaneers 9
21	2x, last: vs. Lions (12/30/95) NFC-WC; Eagles 58, Lions 37

TOUCHDOWNS

MOST TOUCHDOWNS, Game

8	vs. Commanders (1/26/25) NFC-C
7	vs. Lions (12/30/95) NFC-WC
5	vs. Giants (1/21/23) NFC-D
5	vs. Patriots (2/4/18) SB52
5	vs. Vikings (1/21/18) NFC-C

MOST TOUCHDOWNS, BOTH TEAMS, Game

12	vs. Lions (12/30/95) NFC-WC; Eagles 7, Lions 5
10	vs. Commanders (1/26/25) NFC-C; Eagles 8, Commanders 2
9	vs. Patriots (2/4/18) SB52; Eagles 5, Patriots 4
8	vs. Chiefs (2/12/23) SB57; Eagles 4, Chiefs 4
7	3x, last: at Cardinals (1/18/09) NFC-C; Cardinals 4, Eagles 3

FEWEST TOUCHDOWNS, BOTH TEAMS, Game

1	vs. Chicago Cardinals (12/19/48) NFL-C; Eagles 1, Cardinals 0
2	9x, last: vs. Seahawks (1/5/20) NFC-WC; Eagles 0, Seahawks 2

FIELD GOALS

MOST FIELD GOALS, Game

4	vs. Chiefs (2/9/25) SB59
4	at Vikings (1/4/09) NFC-WC
4	at Bears (1/19/02) NFC-D
4	at Bears (12/31/88) NFC-D

MOST FIELD GOALS, BOTH TEAMS, Game

6	at Giants (1/11/09) NFC-D
6	at Bears (12/31/88) NFC-D; Eagles 4, Bears 2
5	vs. Rams (1/19/25) NFC-D; Eagles 3, Rams 2
5	vs. Patriots (2/4/18) SB52; Eagles 3, Patriots 2
5	vs. Saints (1/4/14) NFC-WC; Eagles 1, Saints 4
5	vs. Giants (1/7/07) NFC-WC; Eagles 3, Giants 2
5	at Bears (1/19/02) NFC-D; Eagles 4, Bears 1

MOST FIELD GOALS ATTEMPTED, Game

5	at Bears (12/31/88) NFC-D
4	vs. Chiefs (2/9/25) SB59
4	at Vikings (1/4/09) NFC-WC
4	at Bears (1/19/02) NFC-D
4	vs. Lions (12/30/95) NFC-WC

MOST FGS ATTEMPTED, BOTH TEAMS, Game

9	at Bears (12/31/88) NFC-D; Eagles 5, Bears 4
8	at Giants (1/11/09) NFC-D; Eagles 3, Giants 5
6	vs. Patriots (2/4/18) SB52; Eagles 3, Patriots 3
6	vs. Saints (1/4/14) NFC-WC; Eagles 2, Saints 4
6	vs. Falcons (1/11/03) NFC-D; Eagles 3, Falcons 3

TOTAL NET YARDS

MOST YARDS GAINED, Game

538	vs. Patriots (2/4/18) SB52
459	vs. Commanders (1/26/25) NFC-C
456	vs. Vikings (1/21/18) NFC-C
454	at Cardinals (1/18/09) NFC-C
452	vs. Lions (12/30/95) NFC-WC

FEWEST YARDS GAINED, Game

178	at Cowboys (1/10/93) NFC-D
186	at Giants (1/7/01) NFC-D

PASSING

MOST ATTEMPTS, Game

55	at Bears (12/31/88) NFC-D
51	vs. Patriots (2/6/05) SB39

FEWEST ATTEMPTS, Game

9	at LA Rams (12/18/49) NFL-C
12	vs. Chicago Cardinals (12/19/48) NFL-C

MOST COMPLETIONS, Game

30	vs. Patriots (2/6/05) SB39
29	vs. Patriots (2/4/18) SB52
28	at Cardinals (1/18/09) NFC-C
27	vs. Chiefs (2/12/23) SB57
27	at Bears (12/31/88) NFC-C
27	at Chicago Cardinals (12/28/47) NFL-C

FEWEST COMPLETIONS, Game

2	vs. Chicago Cardinals (12/19/48) NFL-C
5	at LA Rams (12/18/49) NFL-C

MOST YARDS GAINED, Game

378	at Bears (12/31/88) NFC-D
374	vs. Patriots (2/4/18) SB52
357	at Cardinals (1/18/09) NFC-C

FEWEST YARDS GAINED, Game

7	vs. Chicago Cardinals (12/19/48) NFL-C
68	at LA Rams (12/18/49) NFL-C

MOST TIMES SACKED, Game

8	vs. Packers (1/11/04) NFC-D
7	vs. Rams (1/19/25) NFC-D
7	vs. Seahawks (1/5/20) NFC-WC

MOST TOUCHDOWNS, Game

4	vs. Patriots (2/4/18) SB52
3	vs. Vikings (1/21/18) NFC-C
3	at Cardinals (1/18/09) NFC-C
3	vs. Patriots (2/6/05) SB39
3	vs. Lions (12/30/95) NFC-WC
3	vs. Bears (12/23/79) NFC-WC

RUSHING

MOST ATTEMPTS, Game

61	at LA Rams (12/18/49) NFL-C
57	vs. Chicago Cardinals (12/19/48) NFL-C
52	at Steelers (12/21/47) NFL-D

FEWEST ATTEMPTS, Game
- 13 at Cowboys (1/9/10) NFC-WC
- 14 at Giants (1/7/01) NFC-D
- 15 at Buccaneers (1/15/24) NFC-WC
- 16 at Bears (12/31/88) NFC-D
- 16 at Saints (1/13/19) NFC-D

MOST YARDS GAINED, Game
- 285 vs. Rams (1/19/25) NFC-D
- 274 at LA Rams (12/18/49) NFL-C
- 268 vs. Giants (1/21/23) NFC-D
- 263 vs. Cowboys (1/11/81) NFC-C
- 229 vs. Commanders (1/26/25) NFC-C

FEWEST YARDS GAINED, Game
- 42 at Buccaneers (1/15/24) NFC-WC
- 42 at Bears (1/6/19) NFC-WC
- 45 vs. Patriots (2/6/05) SB39

MOST TOUCHDOWNS, Game
- 7 vs. Commanders (1/26/25) NFC-C
- 4 vs. 49ers (1/29/23) NFC-C
- 3 vs. Rams (1/19/25) NFC-D
- 3 vs. Chiefs (2/12/23) SB57
- 3 vs. Giants (1/21/23) NFC-D
- 3 vs. Vikings (1/3/81) NFC-D

FIRST DOWNS

MOST FIRST DOWNS, Game
- 28 vs. Commanders (1/26/25) NFC-C
- 27 vs. Vikings (1/21/18) NFC-C
- 26 vs. Giants (1/21/23) NFC-D
- 25 vs. Chiefs (2/12/23) SB57
- 25 vs. 49ers (1/29/23) NFC-C
- 25 vs. Patriots (2/4/18) SB52
- 24 vs. Patriots (2/6/05) SB39
- 24 vs. Vikings (1/3/81) NFL-D

FEWEST FIRST DOWNS, Game
- 11 at Giants (1/7/01) NFC-D
- 12 at Cowboys (1/10/93) NFC-D

MOST FIRST DOWNS, BOTH TEAMS, Game
- 54 vs. Patriots (2/4/18) SB52; Patriots 29, Eagles 25
- 50 vs. Commanders (1/26/25) NFC-C; Eagles 28, Commanders 22
- 49 vs. Vikings (1/21/18) NFC-C; Eagles 27, Vikings 22
- 48 vs. Lions (12/30/95) NFC-WC; Lions 26, Eagles 22
- 46 vs. Chiefs (2/12/23) SB57; Eagles 25, Chiefs 21

FEWEST FIRST DOWNS, BOTH TEAMS, Game
- 24 3x, last: at LA Rams (12/18/49) NFL-C; Eagles 17, Rams 7

MOST FIRST DOWNS, RUSHING, Game
- 17 vs. Giants (1/21/23) NFC-D
- 16 vs. Chicago Cardinals (12/19/48) NFL-C
- 13 2x, last: vs. Commanders (1/26/25) NFC-C

FEWEST FIRST DOWNS, RUSHING, Game
- 0 at Cowboys (1/9/10) NFC-WC
- 1 at Bears (12/31/88) NFC-D
- 2 3x, last: at Saints (1/13/19) NFC-D

MOST FIRST DOWNS, PASSING, Game
- 21 at Bears (12/31/88) NFC-D
- 19 vs. Patriots (2/4/18) SB52
- 19 vs. Vikings (1/21/18) NFC-C
- 18 vs. Patriots (2/6/05) SB39

FEWEST FIRST DOWNS, PASSING, Game
- 0 vs. Chicago Cardinals (12/19/48) NFL-C
- 4 at LA Rams (12/18/49) NFL-C

PENALTIES

MOST PENALTIES, Game
- 9 at Cowboys (1/9/10) NFC-WC
- 8 4x, last: vs. Chiefs (2/9/25) SB59

FEWEST PENALTIES, Game
- 0 vs. Packers (12/26/60) NFL-C
- 2 at StL Rams (1/27/02) NFC-C
- 2 vs. Buccaneers (12/31/00) NFC-WC

MOST YARDS PENALIZED, Game
- 116 at Cowboys (1/9/10) NFC-WC
- 80 vs. Lions (12/30/95) NFC-WC
- 77 vs. Giants (1/7/07) NFC-WC
- 76 at Cowboys (1/10/93) NFC-D

FEWEST YARDS PENALIZED, Game
- 0 vs. Packers (12/26/60) NFL-C
- 14 vs. Rams (1/19/25) NFC-D
- 15 at StL Rams (1/27/02) NFC-C

INTERCEPTIONS

MOST INTERCEPTIONS BY, Game
- 6 vs. Lions (12/30/95) NFC-WC
- 5 vs. Vikings (1/3/81) NFC-D
- 4 vs. Buccaneers (1/12/02) NFC-WC

FUMBLES

MOST FUMBLES, Game
- 6 vs. LA Rams (12/31/89) NFC-WC
- 5 vs. Giants (12/27/81) NFC-WC

MOST FUMBLES LOST, Game
- 3 at Cowboys (1/9/10) NFC-WC
- 2 12x, last: vs. Falcons (1/13/18) NFC-D

MOST FUMBLES COMMITTED BY OPPONENT, Game
- 5 vs. Cowboys (1/11/81) NFC-C
- 4 vs. Packers (1/9/11) NFC-WC
- 3 9x, last: vs. Commanders (1/26/25) NFC-C

MOST FUMBLES LOST BY OPPONENT
- 3 6x, last: vs. Commanders (1/26/25) NFC-C

TURNOVERS

MOST TURNOVERS, Game
- 4 4x, last at Dallas (1/9/10) NFC-WC

FEWEST TURNOVERS, Game
- 0 13x, last: vs. 49ers (1/11/26) NFC-WC

PUNTING

MOST PUNTS, Game
- 9 2x, last: vs. LA Rams (12/31/89) NFC-WC

FEWEST PUNTS, Game
- 1 vs. Patriots (2/4/18) SB52
- 1 at Cardinals (1/18/09) NFC-C
- 2 3x, last: vs. Chiefs (2/9/25) SB59
- 3 5x, last: vs. Giants (1/21/23) NFC-D

HIGHEST AVERAGE, PUNTING, Game
- 58.0 at Cardinals (1/18/09) NFC-C
- 52.0 vs. 49ers (1/11/26) NFC-WC
- 51.2 at Saints (1/3/93) NFC-WC
- 50.6 at Cowboys (1/9/10) NFC-WC
- 49.8 vs. Rams (1/19/25) NFC-D
- 48.8 vs. Saints (1/4/14) NFC-WC

LOWEST AVERAGE, PUNTING, Game
- 32.5 at Bears (12/31/88) NFC-D