



# WEEKLY RELEASE WEEK 14



1933



1960




1981

WILD CARD  
GAME



1985



2000

DIVISIONAL PLAYOFF  
GAME



2007





NEW YORK  
**GIANTS AT EAGLES**  
DEC. 9, 2019 · LINCOLN FINANCIAL FIELD



FEEL THE PRIDE

# NEW YORK GIANTS 2019 SCHEDULE

## PRESEASON SCHEDULE

DATE	OPPONENT	STADIUM	RESULT	NETWORK	RADIO
Thursday, Aug. 8	New York Jets	MetLife Stadium	W 31-22		WFAN AM
Friday, Aug. 16	Chicago Bears	MetLife Stadium	W 32-13		WFAN AM
Thursday, Aug. 22	Cincinnati Bengals	Paul Brown Stadium	W 25-23		WFAN AM
Thursday, Aug. 29	New England Patriots	Gillette Stadium	W 31-29		WFAN FM/AM

## REGULAR SEASON SCHEDULE

DATE	OPPONENT	STADIUM	TIME / RESULT	NETWORK	RADIO
Sunday, Sept. 8	Dallas Cowboys	AT&T Stadium	L 35-17	<b>FOX</b>	WFAN AM
Sunday, Sept. 15	Buffalo Bills	MetLife Stadium	L 28-14		WFAN AM
Sunday, Sept. 22	Tampa Bay Buccaneers	Raymond James Stadium	W 32-31	<b>FOX</b>	WFAN AM
Sunday, Sept. 29	Washington Redskins	MetLife Stadium	W 24-3	<b>FOX</b>	WFAN AM
Sunday, Oct. 6	Minnesota Vikings	MetLife Stadium	L 28-10	<b>FOX</b>	WFAN FM/AM
Thursday, Oct. 10	New England Patriots	Gillette Stadium	L 35-14	<b>FOX</b>	WFAN FM/AM
Sunday, Oct. 20	Arizona Cardinals	MetLife Stadium	L 27-21	<b>FOX</b>	WFAN FM/AM
Sunday, Oct. 27	Detroit Lions	Ford Field	L 31-26	<b>FOX</b>	WFAN FM/AM
Monday, Nov. 4	Dallas Cowboys	MetLife Stadium	L 37-18		WFAN FM/AM
Sunday, Nov. 10	New York Jets	MetLife Stadium	L 34-27	<b>FOX</b>	WFAN FM/AM
Sunday, Nov. 24	Chicago Bears	Soldier Field	L 19-14	<b>FOX</b>	WFAN FM/AM
Sunday, Dec. 1	Green Bay Packers	MetLife Stadium	L 31-13	<b>FOX</b>	WFAN FM/AM
Monday, Dec. 9	Philadelphia Eagles	Lincoln Financial Field	8:15pm		WFAN FM/AM
Sunday, Dec. 15	Miami Dolphins	MetLife Stadium	1:00pm*		WFAN FM/AM
Sunday, Dec. 22	Washington Redskins	FedEx Field	1:00pm*	<b>FOX</b>	WFAN FM/AM
Sunday, Dec. 29	Philadelphia Eagles	MetLife Stadium	1:00pm*	<b>FOX</b>	WFAN FM/AM

HOME GAME

\*FLEX SCHEDULE ELIGIBLE // ALL TIMES ARE EASTERN



NEW YORK  
**GIANTS**

2-10

AT

PHILADELPHIA  
**EAGLES**

5-7

MONDAY, DECEMBER 9, 2019

8:15 PM ET

LINCOLN FINANCIAL FIELD

PHILADELPHIA, PA

ESPN

### GIANTS AT EAGLES

The New York Giants travel to Philadelphia to play the Eagles on Monday Night Football on Dec. 9. Kickoff is 8:15pm in Lincoln Financial Field.

This week's game marks the 169<sup>th</sup> regular-season meeting and 9<sup>th</sup> Monday Night Football meeting between the two teams. A win on Monday would improve the Giants all-time record against the Eagles to 84-83-2. A victory would also improve the Giants' road record vs. Philadelphia to 38-45-1.

The teams last met on Nov. 25, 2018, when the Eagles beat the Giants, 25-22, in Lincoln Financial Field.

### MONDAY NIGHT FOOTBALL RECORD

Monday Night Games: 66

Overall Record: 25-40-1

Home Record: 9-11

Away Record: 16-29-1

First Game: Eagles 23 vs. Giants 20 (11/23/1970)

Last Game: Cowboys 37 at Giants 18 (11/04/2019)

Giants Shutouts: 0

Opponent Shutouts: 3; Cardinals 28 vs. Giants 0 (10/31/1977), Redskins 27 vs. Giants 0 (9/17/1979), Cowboys 35 at Giants 0 (9/4/1995)

Giants-Eagles Monday Night Football Games: 8

Overall Record: 1-7

Home Record: 0-1

Away Record: 1-6

First Game: Eagles 23 vs. Giants 20 (11/23/1970)

Last Game: Eagles 27 vs. Giants 7 (10/19/2015)

Giants Shutouts: 0

Eagles Shutouts: 0



### GIANT SPOTLIGHT: DL DALVIN TOMLINSON

#### MOST MEMORABLE SPORTS MOMENT

Probably when I played football for Henry County High School. We were playing Stockbridge High School in the Homecoming game. The game went into overtime and I stripped the ball for a 99-yard touchdown.

As a defensive lineman, that's pretty memorable.

#### SPECIAL SKILLS

I really like to draw. In the offseason I have more time, so I draw a lot during those months.

#### FAVORITE QUOTE

"Life is too short not to have fun."

#### PREGAME RITUALS

I always try to eat chicken and rice as my pregame meal. Unless we have an early game, then I'll eat bacon and eggs.



### GIANTS-EAGLES SERIES BREAKDOWN

Series Meetings: 168

Giants' Overall Record: 83-83-2

Home: 46-38-1

Away: 37-45-1

First Game: Giants 56 vs. Eagles 0 (10/15/1933)

Last Game: Eagles 25 vs. Giants 22 (11/25/2018)

Giants Shutouts: 11; Last: Giants 20 vs. Eagles 0 (11/22/1998)

Eagles Shutouts: 6; Last: Eagles 27 vs. Giants 0 (10/12/2014)

Giants Total Points: 3,241

Eagles Total Points: 3,209

Most Points, Giants: 62; Giants 62 vs. Eagles 10 (11/26/1972)

Most Points, Eagles: 49; Eagles vs. Giants 21 (10/04/1959)

Most Points, Both Teams: 83; Eagles 45 at Giants 38 (12/13/2009)

Fewest Points, Both Teams: 6; Eagles 6 vs. Giants 0 (12/02/1934)

### 2019 NFC EAST STANDINGS

TEAM	RECORD	HOME	AWAY	PCT.
Dallas Cowboys	6-6	3-3	3-3	.500
Philadelphia Eagles	5-7	3-3	2-4	.417
Washington Redskins	3-9	1-5	2-4	.250
New York Giants	2-10	1-5	1-5	.167

### BIG BLUE BREAKDOWN

In Week 13 vs. Green Bay, Saquon Barkley increased his career receiving yardage to 1,012. He is one of three running backs to have 1,000 yards rushing and 1,000 yards receiving since 2018 (Christian McCaffrey and Alvin Kamara).

1,012

42.8

Riley Dixon's 42.8-yard net punting average is ranked 5<sup>th</sup> in the NFL.

50

Sterling Shepard will play in his 50<sup>th</sup> career game on Monday. In 49 career games, Shepard has totaled 223 receptions, 2,608 receiving yards and 16 touchdowns.

10

Jones' 10-game streak with a touchdown pass is the longest by a Giants quarterback since Eli Manning threw a scoring pass in 10 consecutive games spanning the 2015-16 seasons and is tied for the fifth-longest streak in franchise history.

5

Darius Slayton has scored 5 touchdowns this season, which is tied for 2<sup>nd</sup> in the NFL among rookie wide receivers.



# BROADCAST AND MEDIA INFORMATION

## THIS WEEK'S SCHEDULE

4 WEDNESDAY	5 THURSDAY	6 FRIDAY	7 SATURDAY	8 SUNDAY	9 MONDAY
<b>10:35am-12:00pm</b> Practice  <b>12:05pm</b> Head Coach Pat Shurmur Available  <b>12:15-1:00pm</b> Player Interviews	<b>10:42am-12:35pm</b> Practice  <b>11:55am</b> Eagles Head Coach Doug Pederson Conference Call  <b>12:40pm</b> Head Coach Pat Shurmur Available  <b>12:55-1:40pm</b> Player Interviews	<b>10:42am-12:35pm</b> Practice  <b>12:40pm</b> Def. Coordinator James Bettcher & Off. Coordinator Mike Shula Available  <b>12:55-1:40pm</b> Player Interviews  <b>1:45pm</b> Special Teams Coordinator Thomas McGaughey Available	<b>10:00am</b> Select Assistant Coaches Available  <b>10:35am-12:15pm</b> Practice  <b>12:15pm</b> Head Coach Pat Shurmur Available  <b>12:25-1:10pm</b> Player Interviews	<b>NO AVAILABILITY</b> Travel to Philadelphia	<b>8:15pm</b> NYG at PHI

## BROADCAST INFORMATION

**TELEVISION:** ESPN

**Play-by-Play:** Joe Tessitore

**Analyst:** Booger McFarland

**Sideline:** Lisa Salters

**RADIO:** WESTWOOD ONE SPORTS

**Announcers:** Kevin Harlan & Kurt Warner

**Sideline:** Ross Tucker

**Pregame & Halftime:** Jim Gray

**GIANTS RADIO:** WFAN 660 AM/101.9 FM

**Play-by-Play:** Bob Papa

**Analyst:** Carl Banks

**Sideline:** Howard Cross

**Pregame:** Lance Medow, Jeff Feagles, Paul Dottino & John Schmeelk

**Postgame:** Lance Medow, Jeff Feagles & John Schmeelk

The Giants pregame show will begin at 6:45pm on WFAN 660 AM and 101.9 FM. The postgame show can be heard immediately after the game on WFAN 660 AM and 101.9 FM.

**GIANTS POSTGAME LIVE:** MSG NETWORKS

**Host:** Madelyn Burke

**Analysts:** David Diehl & Amani Toomer

**Reports from Philadelphia:** Bob Papa, Carl Banks, Howard Cross & Paul Dottino

"Giants Postgame Live, presented by Mercedes," is the official one-hour postgame show that will air immediately following every regular season and playoff game.

## PRONUNCIATIONS

Javarious-Buck <b>ALLEN</b>	juh-VAR-us
<b>SAQUON</b> Barkley	SAY-quaan
Antoine <b>BETHEA</b>	buh-THAY
<b>DEONE</b> Bucannon	day-own
Jon <b>HALAPIO</b>	Hala-PEE-o
Spencer <b>PULLEY</b>	PULL-ee
Alex <b>TANNEY</b>	TAN-ee
Josiah <b>TAUAEFA</b>	Tawa-effa
Oshane <b>XIMINES</b>	ZIM-en-ess

## GIANTS ON THE WEB

Giants.com is the only place to watch live broadcasts of Head Coach Pat Shurmur's press conferences, player spotlight features and more.

**APP:** Download the FREE Giants Mobile App to get Giants news on the go 24/7! Signup for the Giants.com E-Newsletter, which features weekly game preview information at [Giants.com/Newsletter](https://giants.com/Newsletter).

## GIANTS ON SOCIAL

**Twitter:** @Giants

**Snapchat:** @NewYorkGiants

**Facebook:** @NewYorkGiants

**Instagram:** @NYGiants

**Youtube:** @NewYorkGiantsFootball1925

## MEDIA GUIDE

The electronic version of the Giants 2019 Media guide is available online, please visit: <https://giants.1rmg.com/>



## 2019 TEAM CAPTAINS



# TEAM CAPTAINS 2019

**DEFENSE**  
**ALEC OGLETREE**  
**ANTOINE BETHEA**



**OFFENSE**  
**ELI MANNING**  
**SAQUON BARKLEY**  
**NATE SOLDER**

**SPECIAL TEAMS**  
**ZAK DEOSSIE**  
**MICHAEL THOMAS**

**GIANTS ANNOUNCE CAPTAINS FOR 2019 SEASON**

The Giants players have selected seven captains for the 2019 season:

**OFFENSE:** Eli Manning, Nate Solder and Saquon Barkley

**DEFENSE:** Alec Ogletree and Antoine Bethea

**SPECIAL TEAMS:** Zak DeOssie and Michael Thomas

This is Manning's 13th consecutive season and DeOssie's ninth as captains. Solder, Ogletree and Thomas were captains last year, their first with the team. Bethea is in his first season with the Giants, and Barkley was selected in his second pro season.

"The players voted on who they want to be their captains, and I am in total agreement with them," Shurmur said. "They chose wisely. This is our official leadership, but there are many players on the team who have shown the ability to lead in their own way."



## MY CAUSE MY CLEATS



NFL players across the league will wear their hearts on their cleats for the fourth-straight year of the **My Cause My Cleats** campaign in Week 14 of the 2019 season.

More than 900 players are planning to showcase their causes on-field during **My Cause My Cleats** games this season. Selected causes represent hundreds of different charitable organizations with varying focuses. Out of the total, 24 percent of participating players will represent causes related to health and wellness, 18 percent place emphasis on cancer awareness and prevention, while 17 percent of player causes are youth-focused. Players will share images of their cleats and the stories behind them on social media, using the hashtag #MyCauseMyCleats.

Players will have the opportunity to raise funds for the causes of their choosing by auctioning their cleats at NFL Auction; 100% of funds raised will be donated to a 501(c)(3) of his choice. Fans may bid on game-issued player cleats at [NFL.com/Auction](https://www.nfl.com/auction) and help players raise funds for their chosen causes.

Saquon Barkley and Golden Tate are two of 36 Giants who are participating in this year's campaign. Barkley said, "I have chosen 22Q because it hits directly home with me. My niece, Myra, has this rare genetic disease and I want to help bring awareness for everyone that is affected by it."

Tate is raising awareness for his personal foundation, the Golden Future Foundation. He said, "The whole goal of the Golden Future Foundation is to enrich the lives of our current military and veterans along with their families. They have sacrificed a great deal for our freedom and we want to do what we can to support them."

**Saquon Barkley**, 22Q

**Sam Beal**, Alzheimers Association, ACS

**Antoine Bethea**, Safe Coverage Foundation

**Lorenzo Carter**, American Cancer Society

**Sean Chandler**, Institute of Community Living

**Cody Core**, Brain Aneurism Foundation

**Riley Dixon**, Uplifting Athletes

**Rhett Ellison**, Project KIND

**Evan Ingram**, Special Olympics New Jersey & ALS

**Wayne Gallman**, Single Parent Foundation

**Markus Golden**, Sickle Cell Foundation

**Jon Halapio**, Friends of Tonga

**Grant Haley**, American Liver Foundation, PCS

**Antonio Hamilton**, ALITE Foundation

**Will Hernandez**, El Paso Victims Education Fund

**B.J. Hill**, Kingdom Citizens Outreach Ministries

**Janoris Jenkins**, Jackrabbitt Foundation

**Cody Latimer**, Kiel Colon Cancer Foundation

**Dexter Lawrence**, Jayde Dionne Parker Scholarship Fund

**Julian Love**, Andrew Weishar Foundation

**Eli Manning**, Tackle Kids Cancer

**Kareem Martin**, American Diabetes Association & Lupus Foundation of America

**David Mayo**, Salute to Service

**Chris Peace**, My Sister's Place

**Eli Penny**, American Cancer Society & My Sister's Place

**Jabrill Peppers**, East Orange Recreation

**Aldrick Rosas**, Boys and Girls Club of Clifton

**Chad Slade**, American Heart Association & MS

**Darius Clayton**, American Cancer Society

**Eric Smith**, Autism Speaks

**Nate Solder**, Compassion International

**Alex Tanney**, Tackle MS with Alex Tanney

**Golden Tate**, Golden Future Foundation

**Michael Thomas**, Michael Thomas Dreambuilders Foundation

**Dalvin Tomlinson**, Kate's Club

**Oshane Ximines**, My Sister's Place





## BIG BLUE IN THE COMMUNITY

### DALVIN TOMLINSON NOMINATED FOR ART ROONEY SPORTSMANSHIP AWARD



Defensive lineman **Dalvin Tomlinson** is the Giants' nominee for the 2019 Art Rooney Sportsmanship Award.

The award, established in 2014, is given annually by the NFL in recognition of outstanding sportsmanship on the playing field. The winner is determined by a vote of NFL players.

The award is presented each year to an NFL player "who demonstrates the qualities of outstanding sportsmanship on the playing field, including fair play, respect for opponents and integrity in competition." It is named in honor of the late founding owner of the Pittsburgh Steelers and Pro Football Hall of Famer Art Rooney, Sr.

The first five winners of the award were Larry Fitzgerald, Charles Woodson, Frank Gore, Luke Kuechly and Drew Brees.

"I've always looked up to players like that," Tomlinson said.



"It means more to me because it's the way your peers look at you, it also shows you have some type of leadership role within your peers and they look at you in a certain way. It's always positive."

Originally a second-round (55th pick overall) draft choice by the Giants in 2017, Tomlinson has never missed a start in his NFL career. He has 140 career tackles, 3.5 sacks and 10 tackles for loss. In 2017, Tomlinson was the first Giants rookie defensive lineman to start 16 games since Barry Cofield in 2006. He was selected to the Pro Football Writers All-Rookie team after a standout career at Alabama, where he won two national championships.

"Sportsmanship has always been important just through high school and college, it's how I've always played," said Tomlinson, a Georgia native. "I just want to put my hand in the dirt and have fun out there."



# 2019 WHAT TO WATCH FOR

## GIANTS

- Look to improve to 719-631-33 all-time.
- Look to improve to 147-134-2 all-time in the month of December.
- Look to improve to 84-83-2 all-time vs. Philadelphia.
- Look to improve to 12-9 at Philadelphia the month of December.
- Aim for 7th consecutive game with 100 yards rushing at Philadelphia in the month of December.
- Aim for the 3rd consecutive game with at least 125 yards rushing vs. Philadelphia.
- Aim for 5th consecutive game with at least 1.0 sack vs. Philadelphia.

## QB DANIEL JONES

- Aims for 11th consecutive game with at least 1 passing touchdown. Jones' 18 touchdown passes ranks 1st among rookie quarterbacks. Jones has thrown at least one touchdown pass in each of his first 10 career starts, the fourth-longest streak among quarterbacks who started their careers since the 1970 merger. Jones' 10-game streak is a record for a Giants rookie quarterback. The mark was held for 71 years by Charlie Conerly, who threw touchdown passes in nine consecutive games in his rookie season in 1948.
- Aims for 6th out of 7 games with at least 200 yards passing. Jones' 240 yards increased his season total to 2,374, a Giants rookie record. The old mark of 2,175 was set by Conerly in 1948. Jones had previously set the franchise rookie records for pass attempts (he now has 370) and completions (207).
- Aims for 7th consecutive game with at least 20 completions. In Week 10 vs. the Jets, Jones increased his season total to a Giants rookie-record 187 completions, surpassing the former mark of 162, set by Charlie Conerly in 1948.
- Needs 5 touchdown passes (18) to surpass Conerly (22) for most touchdown passes by a rookie in team history.

## RB SAQUON BARKLEY

- Aims for 3rd consecutive game with at least 100 yards rushing vs. Philadelphia.
- Aims for 3rd consecutive game with at least one rushing touchdown vs. Philadelphia.
- Aims for 3rd consecutive game with at least 7 receptions vs. Philadelphia.
- Aims for 3rd consecutive game vs. Philadelphia with at least 100 scrimmage yards. In Week 13, Barkley increased his scrimmage yardage total to 2,863 which ranks 3rd in the NFL among running backs since 2018.
- Aims for 26th consecutive game with at least 1 reception. Barkley's 129 receptions since 2018 rank 4th in the NFL among running backs.
- Aims for 2nd consecutive season with at least 1,000 rushing yards.
- Aims for 2nd consecutive season with at least 90 receptions.
- Aims for 2nd consecutive season with at least 10 rushing touchdowns.
- Needs 165 scrimmage yards (835) to reach 1,000 for the 2nd consecutive season.
- Needs 149 rushing yards (1,851) to reach 2,000 for his career.
- Needs 2 touchdowns (18) to reach 20 for his career.

## WR GOLDEN TATE III

- Aims for 4th consecutive game with at least 3 receptions vs. Philadelphia.
- Aims for 84th consecutive game vs. an NFC opponent with at least 1 reception. In 105 career games vs. NFC opponents, Tate has 475 receptions.
- Aims for 112th consecutive game with a reception. Tate's 647 receptions since 2010 rank 5th among active wide receivers.
- Aims for 6th consecutive season with at least 70 receptions.
- Aims for 7th consecutive season with at least 700 yards receiving.
- Aims for 8th consecutive season with at least 700 scrimmage yards.
- Needs 53 receptions (647) to reach 700 for his career.
- Needs 3 touchdown receptions (4) to tie his career-high of 7, which was set in 2012.

## TE EVAN ENGRAM

- Aims for 26th consecutive game vs. an NFC opponent with at least 1 reception.
- Aims for 30th consecutive game with at least 1 reception. Engram's 153 receptions since 2017 rank 5th in the NFL among tight ends.
- Aims for 3rd consecutive season with at least 500 scrimmage yards.
- Aims for 3rd consecutive season with at least 45 receptions.
- Aims for 3rd consecutive season with at least 500 yards receiving.
- Aims for 3rd consecutive season averaging at least 11.0 per reception.
- Needs 3 touchdown receptions (12) to reach 15 for his career.

## WR STERLING SHEPARD

- Aims for 7th consecutive game vs. Philadelphia with at least 3 receptions.
- Aims for 38th consecutive game with at least one reception.
- Aims for 19th consecutive division game with at least one reception. In 18 career matchups vs. NFC East opponents, Shepard has 84 career receptions.

## WR DARIUS SLAYTON

- Aims for 11th consecutive game with a reception.

## LB ALEC OGLETREE

- Aims for 4th consecutive season with at least 90 tackles.
- Aims for 4th consecutive season with at least 8 passes defended.
- Aims for 2nd consecutive season with at least 2 interceptions. In Week 12 at Chicago, Ogletree increased his career total to 12, which ranks 2nd in the NFL (Luke Kuechly - 16) since 2013 among linebackers.
- Needs 2.5 sacks (7.5) to reach 10 for his career.

## CB JANDORIS "JACKRABBIT" JENKINS

- Needs one interception to reach new career-high. With an interception in Week 8, Jenkins tied his career high of 4 in one season, which was set in 2012. Jenkins is tied for 2nd in the NFL with 4 interceptions.

## LB MARKUS GOLDEN

- Aims for 9th out of 12 games with at least a half-sack. Golden leads the Giants with 7.5 sacks this season.



## LAST MEETING

### EAGLES 25, GIANTS 22

NOVEMBER 25, 2018 -- LINCOLN FINANCIAL FIELD



### TEAM STATISTICS

GIANTS		EAGLES
18	FIRST DOWNS	19
402	NET YARDS GAINED	341
18-126	RUSHES / YARDS	29-127
276	NET YARDS PASSING	214
26/37/1	COMP / ATT / INT	20/28/0
2-21	SACKED / YDS LOST	3-22
11-91	PENALTIES / YDS	7-46
27:22	TIME OF POSSESSION	32:38
5-12	3RD DOWN EFFICIENCY	3-11
1	TURNOVERS	0
1	RED ZONE TOUCHDOWNS	2

### GIANTS INDIVIDUAL STATISTICS

#### RUSHING

Saquon Barkley 13-101-1TD, Wayne Gallman Jr. 5-25

#### RECEIVING

Saquon Barkley 7-41-1TD, Odell Beckham Jr. 5-85, Rhett Ellison 4-77, Sterling Shepard 4-37, Bennie Fowler 2-23, Wayne Gallman Jr. 2--2, Russell Shepard 1-29, Eli Penny 1-7

#### PASSING

Eli Manning 26-297-1TD-1INT

#### SACKS

Tae Davis 1-7, Alec Ogletree 1-8, Mario Edwards Jr. 1-7

#### FIELD GOALS

Aldrick Rosas 3/3

### SCORING RECAP

	1ST	2ND	3RD	4TH	F
NYG	9	10	0	3	22
PHI	0	11	3	11	25

1

NYG- Saquon Barkley 13-yard pass from Eli Manning (6-0)

NYG- Aldrick Rosas 25-yard field goal (9-0)

2

NYG- Aldrick Rosas 51-yard field goal (12-0)

PHI- Jake Elliott 42-yard field goal (12-3)

NYG- Saquon Barkley 51-yard run (19-3)

PHI- Zach Ertz 15-yard pass from Carson Wentz (19-11)

3

PHI- Jake Elliott 28-yard field goal (19-14)

4

PHI- Josh Adams 1-yard run (19-22)

NYG- Aldrick Rosas 29-yard field goal (22-22)

PHI- Jake Elliott 43-yard field goal (22-25)

### NOTABLE MOMENTS

- **Eli Manning** started his 225<sup>th</sup> regular-season game to become just the fifth quarterback in NFL history to start at least 225 games for one franchise.

- **Saquon Barkley** rushed for 101 yards on 13 carries. This 100-yard rushing game was Barkley's fourth of the season, a record for a Giants rookie.

- **Barkley** became the first Giants rookie with back-to-back 100-yard games since Eddie Price accomplished the feat in 1950.

- **Barkley's** receiving touchdown was his fourth of the season, tying the Giants' record for a rookie running back set by David Meggett in 1989.

- **Barkley** increased his yards from scrimmage total to 1,410 (829 rushing, 581 receiving). That is also a Giants rookie record. Beckham had held the mark with 1,340 yards from scrimmage in 2014.

### EAGLES INDIVIDUAL STATISTICS

#### RUSHING

Josh Adams 22-84-1TD, Corey Clement 5-45, Carson Wentz 2--2

#### RECEIVING

Zach Ertz 7-91-1TD, Golden Tate 4-30, Alshon Jeffery 3-39, Dallas Goedert 3-33, Corey Clement 2-31, Nelson Agholor 1-12

#### PASSING

Carson Wentz 28-236-1TD

#### SACKS

Michael Bennett 1-11, Chris Long 1-10

#### FIELD GOALS

Jake Elliott 3/3



# 2019 STATS MATCH-UP

## NEW YORK GIANTS

	Giants	Opponents
Points Scored	230	339
First Downs	229	244
3rd Down Conversions	59-159	62-153
Offensive Yards	3,800	4,474
Net Rushing Yards	1,146	1,371
Net Passing Yards	2,654	3,103
Field Goals	10	20
Touchdowns	29	40
Rushing TDs	6	13
Passing TDs	20	22
PR/KR TDs	0	0
Punt Return Avg.	11.9	5.8
KO Return Avg.	22.9	16.6
Sacks	26	35

Scoring	Aldrick Rosas	52
Pass Attempts	Daniel Jones	370
Pass Completions	Daniel Jones	228
Completion Pct.	Eli Manning	62.9
Passing Yards	Daniel Jones	2,374
Passing TDs	Daniel Jones	18
Rushing Yards	Saquon Barkley	544
Rushing TDs	Barkley/Jones/Gallman	2
Avg. Yards-Per-Rush	Daniel Jones*	6.2
Receptions	Evan Engram	44
Receiving Yards	Darius Slayton	505
Receiving TDs	Darius Slayton	5
Avg. Yards-Per-Rec	Cody Latimer	13.9
Tackles	Antoine Bethea	80
Sacks	Markus Golden	7.5
Interceptions	Janoris Jenkins	4
Punt Returns	Golden Tate III	6
Punt Return Avg.	Jabrill Peppers	12.3
KO Returns	Cody Latimer	17
KO Return Avg.	Corey Ballentine	25.6
Punts	Riley Dixon	46
Punting Avg.	Riley Dixon	47.0

\*with more than 5 attempts

Total Offense	25 <sup>th</sup> , 316.7
Passing Offense	20 <sup>th</sup> , 221.2
Rushing Offense	23 <sup>rd</sup> , 95.5
Scoring Offense	25 <sup>th</sup> , 19.2
Third Down Offense	18 <sup>th</sup> , 37.1%
Total Defense	26 <sup>th</sup> , 372.8
Passing Defense	25 <sup>th</sup> , 258.6
Rushing Defense	21 <sup>st</sup> , 114.3
Scoring Defense	29 <sup>th</sup> , 28.2
Third Down Defense	22 <sup>nd</sup> , 40.5%
Takeaways	t-17 <sup>th</sup> , 14
Giveaways	t-31 <sup>st</sup> , 28

## PHILADELPHIA EAGLES

	Eagles	Opponents
Points Scored	274	284
First Downs	252	224
3rd Down Conversions	74-163	56-153
Offensive Yards	4,108	3,992
Net Rushing Yards	1,425	1,092
Net Passing Yards	2,683	2,900
Field Goals	17	16
Touchdowns	32	34
Rushing TDs	10	11
Passing TDs	20	22
PR/KR TDs	0	1
Punt Return Avg.	6.3	6.8
KO Return Avg.	22.1	23.4
Sacks	34	30

Scoring	Jake Elliott	74
Pass Attempts	Carson Wentz	434
Pass Completions	Carson Wentz	271
Completion Pct.	Carson Wentz	62.4
Passing Yards	Carson Wentz	2,840
Passing TDs	Carson Wentz	20
Rushing Yards	Jordan Howard	525
Rushing TDs	Jordan Howard	6
Avg. Yards-Per-Rush	Miles Sanders	4.5
Receptions	Zach Ertz	70
Receiving Yards	Zach Ertz	736
Receiving TDs	Jeffery/Goedert	4
Avg. Yards-Per-Rec	Alshon Jeffery*	11.4
Tackles	Rodney McLeod	61
Sacks	Brandon Graham	7.5
Interceptions	Gerry/McLeod/Darby	2
Punt Returns	Boston Scott	6
Punt Return Avg.	Boston Scott	7.2
KO Returns	Miles Sanders	14
KO Return Avg.	Miles Sanders	22.4
Punts	Cameron Johnston	49
Punting Avg.	Cameron Johnston	46.9

\*with more than 10 receptions

Total Defense	14 <sup>th</sup> , 332.7
Passing Defense	18 <sup>th</sup> , 241.7
Rushing Defense	4 <sup>th</sup> , 91.0
Scoring Defense	20 <sup>th</sup> , 23.7
Third Down Defense	13 <sup>th</sup> , 36.6%
Total Offense	20 <sup>th</sup> , 342.3
Passing Offense	18 <sup>th</sup> , 223.6
Rushing Offense	13 <sup>th</sup> , 118.8
Scoring Offense	16 <sup>th</sup> , 22.8
Third Down Offense	6 <sup>th</sup> , 45.4%
Giveaways	t-25 <sup>th</sup> , 21
Takeaways	t-12 <sup>th</sup> , 16





### PAT SHURMUR

HEAD COACH

**2nd** YEAR WITH GIANTS

**21st** YEAR IN NFL

Shurmur joined the Giants after a two-year stint with the Minnesota Vikings, including the last 27 games as offensive coordinator. In 2017, he was named the NFL Assistant Coach of the Year by the Pro Football Writers Association.

**2018 SEASON:** Led the Giants to a 5-11 season. The Giants ranked 2nd in kickoff return yards (1097), 5th in total tackles (1101), 6th in field goals made (32), 7th in total interceptions (16), and 9th in receiving yards (4405).



### MIKE SHULA

OFFENSIVE COORDINATOR

**2nd** YEAR WITH GIANTS

**28th** YEAR IN NFL

A 32-year coaching veteran, Shula is in his 28th season as an NFL assistant, he also served four years as the head coach of the University of Alabama (2003-2006).

**2018 SEASON:** In Shula's first season as the Giants' offensive coordinator, the Giants scored 369 points (246 the previous season). The 123-point increase was the Giants' largest from one season to the next in 85 years.



### JAMES BETTCHER

DEFENSIVE COORDINATOR

**2nd** YEAR WITH GIANTS

**8th** YEAR IN NFL

**2018 SEASON:** In Bettcher's first year with the team in 2018, the defense improved across the board in the NFL rankings in yardage allowed, including total yards (31st to 24th), rushing yards (27th to 20th), and passing yards (31st to 23rd). The unit also registered 30 sacks, three more than the previous season, and the Giants' 21 takeaways and 16 interceptions were also higher than the team's 2018 totals.



### THOMAS MCGAUGHEY

SPECIAL TEAMS COORDINATOR

**6th** YEAR WITH GIANTS

**13th** YEAR IN NFL

**2018 SEASON:** In McGaughey's first season leading the Giants' special teams, Aldrick Rosas had one of the finest seasons by a kicker in Giants history, making 32 of 33 field goal attempts and 31 of 32 extra point ties. Rosas' .970 field goal percentage was a Giants record. Punter Riley Dixon also set a franchise record with a 41.8-yard net average on 71 punts. The Giants finished 2nd in the NFL in kickoff coverage (20.4 yd avg).



## COACHES CAPSULE



**HENRY  
BAKER**

ASSISTANT DEFENSIVE BACKS


**1st** YEAR WITH THE GIANTS  
**1st** YEAR IN THE NFL



**ANTHONY  
BLEVINS**

ASSISTANT SPECIAL TEAMS

**2nd** YEAR WITH THE GIANTS  
**7th** YEAR IN THE NFL



**BOBBY  
BLICK**

DEFENSIVE ASSISTANT


**3rd** YEAR WITH THE GIANTS  
**3rd** YEAR IN THE NFL



**JOE  
DANOS**

PERFORMANCE MANAGER

**7th** YEAR WITH THE GIANTS  
**7th** YEAR IN THE NFL



**MIKE  
DAWSON**

OUTSIDE LINEBACKERS

**1st** YEAR WITH THE GIANTS  
**4th** YEAR IN THE NFL



**GARY  
EMANUEL**

DEFENSIVE LINE

**2nd** YEAR WITH THE GIANTS  
**10th** YEAR IN THE NFL



**HAL  
HUNTER**

OFFENSIVE LINE

**2nd** YEAR WITH THE GIANTS  
**13th** YEAR IN THE NFL



**CRAIG  
JOHNSON**

RUNNING BACKS

**6th** YEAR WITH THE GIANTS  
**20th** YEAR IN THE NFL



**BILL  
MCGOVERN**

INSIDE LINEBACKERS

**4th** YEAR WITH THE GIANTS  
**7th** YEAR IN THE NFL



**PRATIK  
PATEL**

DIRECTOR OF PERFORMANCE NUTRITION /  
ASSISTANT STRENGTH AND CONDITIONING

**3rd** YEAR WITH THE GIANTS  
**3rd** YEAR IN THE NFL



**TOM  
QUINN**

ASSISTANT SPECIAL TEAMS

**14th** YEAR WITH THE GIANTS  
**14th** YEAR IN THE NFL



**RYAN  
ROEDER**

OFFENSIVE ASSISTANT

**7th** YEAR WITH THE GIANTS  
**7th** YEAR IN THE NFL



**THOMAS  
STALLWORTH**

ASSISTANT STRENGTH &  
CONDITIONING

**2nd** YEAR WITH THE GIANTS  
**2nd** YEAR IN THE NFL



**TYKE  
TOLBERT**

WIDE RECEIVERS

**2nd** YEAR WITH THE GIANTS  
**16th** YEAR IN THE NFL






## COACHES CAPSULE



### LUNDA WELLS

TIGHT ENDS

**8th** YEAR WITH THE GIANTS  
**8th** YEAR IN THE NFL



### AARON WELLMAN

STRENGTH AND CONDITIONING

**4th** YEAR WITH THE GIANTS  
**4th** YEAR IN THE NFL



### BEN WILKERSON

ASSISTANT OFFENSIVE LINE

**2nd** YEAR WITH THE GIANTS  
**5th** YEAR IN THE NFL



### EVERETT WITHERS

DEFENSIVE BACKS

**1st** YEAR WITH THE GIANTS  
**8th** YEAR IN THE NFL



New York Giants Coaching Staff from the 1958 season (standing L to R):  
Ken Kavanaugh, John Dell Isola, Tom Landry. Kneeling Vince Lombardi and Jim Lee Howell.

# ROSTER NOTES

## GIANTS CONNECTIONS TO PENNSYLVANIA

GIANTS PLAYER	HOMETOWN/COLLEGE
RB Saquon Barkley	Coplay, PA Penn State (2016-18)
CB Grant Haley	Penn State (2014-17)

## GIANTS STAFF CONNECTION

Bill McGovern, Linebackers	University of Pennsylvania - Freshmen (1985) University of Pittsburgh - Defensive Backs (1997-99)
Hal Hunter, Offensive Line	Indiana Univ. of Pennsylvania - Offensive Line (1986)
Ryan Roeder, Offensive Assistant	Temple - Graduate Assistant (2006-08)
Gary Emanuel, Defensive Line	West Chester University - Defensive Line (1985-86)
Henry Baker, Asst. Defensive Backs	East Stroudsburg - Defensive Backs (2010)

## EAGLES CONNECTIONS TO NY/NJ

EAGLES PLAYER	HOMETOWN
CB Rasul Douglas	East Orange, NJ
S Malcolm Jenkins	Piscataway, NJ
LS Rick Lovato	Middletown, NJ

## EAGLES STAFF CONNECTION

Howie Roseman, Executive Vice President/ General Manager	Brooklyn, NY
Jake Rosenberg, VP of Football Administration	Monmouth County, NJ
Jeff Stoutland, Off. Line/Run Game Coord.	Syracuse - Tight Ends Assistant (1997-98), Offensive Line (1999)
Matthew Harper, Assistant Wide Receivers	Secaucus, NJ

## GIANTS CONNECTIONS TO EAGLES

GIANTS PLAYER	YEARS / NOTES
WR Golden Tate III	Played for the Eagles for part of the 2018 season after being acquired via trade on Oct. 30, 2018.

## GIANTS STAFF CONNECTION

Pat Shurmur, Head Coach	Tight Ends/Offensive Line (1999-01), Quarterbacks (2002-03), Offensive Coordinator (2013-15), Interim Head Coach (2015)
Mike Dawson, Outside Linebackers	Defensive Quality Control (2013), Assistant Defensive Line (2014-15)
Bill McGovern, Linebackers	Outside Linebackers (2013-15)

## EAGLES CONNECTIONS TO GIANTS

EAGLES STAFF	CONNECTION
G.J. Kinne, Offensive Special Projects	Member of practice squad for one season (2015).

## COLLEGE CONNECTIONS

GIANTS	EAGLES
RB Javarius-Buck Allen (2012-14) DL Leonard Williams (2012-14)	 WR Nelson Agholor (2012-14)
G Nick Gates (2015-17)	 LB Nathan Gerry (2013-16)
RB Wayne Gallman (2014-16) DL Dexter Lawrence II (2016-18)	 DT Albert Huggins (2015-18)
WR Sterling Shepard (2012-15)	 T Lane Johnson (2009-12)
S Michael Thomas (2008-11) TE Kaden Smith (2016-18)	 TE Zach Ertz (2010-12) WR J.J. Arcega-Whiteside (2016-18) C/G Nate Herbig (2016-18)
WR Cody Latimer (2011-13)	 QB Nate Sudfeld (2012-15) RB Jordan Howard (2013-15)
CB Grant Haley (2014-17) RB Saquon Barkley (2015-17)	 DE Shareef Miller (2016-18) RB Miles Sanders (2016-18)

## ROSTER FACTS

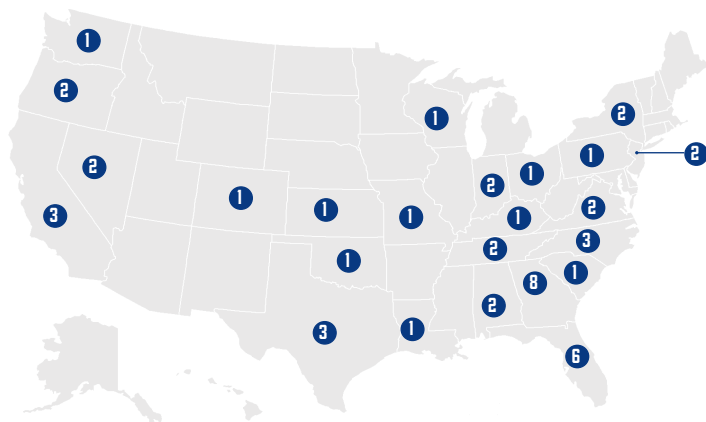
<b>OLDEST GIANTS PLAYER:</b>	Eli Manning, 38
<b>YOUNGEST GIANTS PLAYER:</b>	Julian Love, 21
<b>HEAVIEST GIANTS PLAYER:</b>	Dexter Lawrence II, 342
<b>LIGHTEST GIANTS PLAYER:</b>	DeAndre Baker, 189
<b>TALLEST GIANTS PLAYER:</b>	Nate Solder, 6-9
<b>SHORTEST GIANTS PLAYER:</b>	Grant Haley, 5-9
<b>MOST SEASON WITH GIANTS:</b>	Eli Manning, 16
<b>MOST NFL SEASONS:</b>	Eli Manning, 16
<b>COLLEGE WITH THE MOST GIANTS:</b>	University of Georgia, 3 University of Mississippi, 3 University of Southern California, 3
<b>DRAFTED BY GIANTS:</b>	21
<b>SUPER BOWL RINGS:</b>	QB Eli Manning (2)* T Nate Solder (2) WR Golden Tate III (1) S Antoine Bethea (1) WR Cody Latimer (1)  * with the Giants





# GIANTS STATE OF MIND

**HOMETOWN HEROES:** The Giants players represent 24 states. Below is a breakdown.



## ALABAMA [2]

Cody Core - Auburn  
Chad Slade - Moody

## CALIFORNIA [3]

Rhett Ellison - Mountain View  
Eli Penny - Norwalk  
Aldrick Rosas - Orland

## COLORADO [1]

Nate Solder - Denver

## FLORIDA [6]

Javorius-Buck Allen - Tallahassee  
DeAndre Baker - Miami  
Jon Halapio - St. Petersburg  
Janoris Jenkins - Pahokee  
RJ McIntosh - Fort Lauderdale  
Leonard Williams - Daytona Beach

## GEORGIA [8]

Lorenzo Carter - Norcross  
Evan Engram - Powder Springs  
Wayne Gallman Jr. - Loganville  
Grant Haley - Atlanta  
Alec Ogletree - Newman  
Darius Slayton - Norcross  
Eric Smith - Decatur  
Dalvin Tomlinson - McDonogh

## ILLINOIS [2]

Julian Love - Westchester  
Alex Tanney - Lexington

## KANSAS [1]

Corey Ballentine - Topeka

## KENTUCKY [1]

Colin Holba - Louisville

## LOUISIANA [1]

Eli Manning - New Orleans

## MISSOURI [1]

Markus Golden - St. Louis

## NEVADA [2]

Nick Gates - Las Vegas  
Will Hernandez - Las Vegas

## NEW JERSEY [2]

Jabrill Peppers - East Orange  
Scott Simonson - Middletown

## NEW YORK [2]

Riley Dixon - Oneida  
Oshane Ximines - Queens

## NORTH CAROLINA [3]

B.J. Hill - Oakboro  
Daniel Jones - Charlotte  
Dexter Lawrence II - Wake Forest

## OHIO [1]

Cody Latimer - Dayton

## OKLAHOMA [1]

Sterling Shepard - Oklahoma City

## OREGON [2]

David Mayo - St. Helen  
Mike Remmers - Portland

## PENNSYLVANIA [1]

Saquon Barkley - Coplay

## SOUTH CAROLINA [1]

Antonio Hamilton - Johnston

## TENNESSEE [2]

Spencer Pulley - Memphis  
Golden Tate III - Hendersonville

## TEXAS [3]

Josiah Tavaeafa - Corinth  
Michael Thomas - Houston  
Kaden Smith - Flower Mound

## VIRGINIA [2]

Antoine Bethea - Newport News  
Chris Peace - Newport News

## WASHINGTON [1]

Devante Downs - Mountlake Terrace

## WISCONSIN [1]

Kevin Zeitler - Waukesha

## RECORD SETTING ROOKIE

Through Daniel Jones' first 10 starts, he is first or second in every major single-season passing category among Giants rookies.

### Most Attempts in Franchise History

1. DANIEL JONES (2019)	370
2. CHARLIE CONERLY (1948)	299
3. PHIL SIMMS (1979)	265
4. ELI MANNING (2004)	197
5. GARY WOOD (1964)	143

### Most Completions In Franchise History

1. DANIEL JONES (2019)	228
2. CHARLIE CONERLY (1948)	162
3. PHIL SIMMS (1979)	134
4. ELI MANNING (2004)	95
5. GARY WOOD (1964)	66

### Most TD Passes in Franchise History

1. CHARLIE CONERLY (1948)	22
2. DANIEL JONES (2019)	18
3. PHIL SIMMS (1979)	13
4. HARRY NEWMAN (1933)	11
5. TOM KENNEDY (1966)	7

### Most Passing Yards in Franchise History

1. DANIEL JONES (2019)	2,374
2. CHARLIE CONERLY (1948)	2,175
3. PHIL SIMMS (1979)	1,743
4. ELI MANNING (2004)	1,043
5. HARRY NEWMAN (1933)	973

## AIR MILES

Since his first start in Week 3 at Tampa Bay, Jones has passed for more yards than any other rookie quarterback.

### Most Passing Yards (Rookie Quarterbacks) (Week 3 - Week 13)

Player	Passing Yards
1. DANIEL JONES*	2,357
2. KYLER MURRAY	2,209
3. GARDNER MINSHAW II	1,944
4. DWAYNE HASKINS JR.	801
6. RYAN FINLEY	474
6. DREW LOCK	134

\* JONES THREW FOR 17 YARDS IN WEEK 1 AT DALLAS

## 6 POINT PLAY

In Week 13 vs Green Bay, Jones threw 1 touchdown pass increasing his total to 18 for the season. The chart below shows where he ranks among all quarterbacks in the NFC since Week 3.

### Most TD Passes (NFC) (Week 3- Week 13)

Player	Touchdowns
T1. KIRK COUSINS	21
T1. RUSSELL WILSON	21
3. JAMEIS WINSTON	20
4. AARON RODGERS	19
5. DANIEL JONES	18

Jones ranks first among all rookie quarterbacks since his first career start in Week 3 at Tampa Bay.

### Most TD Passes (Rookie Quarterbacks) (Week 3 - Week 13)

Player	Touchdowns
1. DANIEL JONES	18
2. KYLER MURRAY	12
3. GARDNER MINSHAW II	11
T4. DWAYNE HASKINS JR.	2
T4. RYAN FINLEY	2
T4. DREW LOCK	2

## STAYING AGGRESSIVE

Jones' 75-yard touchdown pass to Evan Engram in Week 3 was one of the longest touchdown passes this season. Below is where he ranks in the NFC this season.

### Longest Touchdown Completions (NFC) (2019 Season)

Player	Longest TD Comp.
1. KYLER MURRAY	88 YARDS
T2. DANIEL JONES	75 YARDS
T2. DAVID BLOUGH	75 YARDS
4. AARON RODGERS	74 YARDS
5. JAMEIS WINSTON	71 YARDS

## STAYING HOT

Jones has thrown a touchdown pass in every one of his 10 starts this season. His streak is the fourth longest to start a career in the Super Bowl Era.

### Most Consecutive Starts with a TD Pass (Super Bowl Era)

Player	Year(s)	Streak
1. KURT WARNER	1999-00	23
2. BAKER MAYFIELD	2018-19	17
3. BRAD JOHNSON	1996-97	15
4. DANIEL JONES*	2019	10

\* GIANTS ROOKIE QUARTERBACK RECORD

## DUAL THREAT

Jones has tallied 236 rushing yards since his Week 3 debut. The chart below shows where he ranks in rushing yards among quarterbacks since Week 3.

### Most Rushing Yards (Quarterbacks) (Week 3- Week 13)

Player	Team	Yards
1. LAMAR JACKSON	BAL	851
2. KYLER MURRAY	ARI	429
3. JOSH ALLEN	BUF	371
4. DESHAUN WATSON	HOU	255
5. RUSSELL WILSON	SEA	254
6. <b>DANIEL JONES</b>	<b>NYG</b>	<b>236</b>
7. JAMEIS WINSTON	TB	198
8. GARDNER MINSHAW II	JAX	181
9. CARSON WENTZ	PHI	180
10. PATRICK MAHOMES	KC	165

## STANDING ABOVE THE REST

Jones passed for the most yards of any rookie first-round draft pick in their first career start in the last 3 seasons. The chart below shows how Jones' debut stacks up against all other quarterbacks drafted in the first round in the last 3 years.

DATE	NAME	ATT/CMP	YDS	TD	OPP	RES
11/03/2019	DWAYNE HASKINS JR. (WAS)	22 15	144	0	AT BUF	L
09/22/2019	<b>DANIEL JONES (NYG)</b>	<b>36 23</b>	<b>336</b>	<b>2</b>	<b>AT TB</b>	<b>W</b>
09/08/2019	KYLER MURRAY (ARI)	29 54	308	2	DET	T
11/18/2018	LAMAR JACKSON (BAL)	19 13	150	0	CIN	W
09/30/2018	JOSH ROSEN (ARI)	15 27	180	1	SEA	L
09/30/2018	BAKER MAYFIELD (CLE)	41 21	295	2	AT OAK	L
09/16/2018	JOSH ALLEN (BUF)	33 18	245	1	LAC	L
09/10/2018	SAM DARNOLD (NYJ)	21 16	198	2	AT DET	W
12/31/2017	PATRICK MAHOMES (KC)	35 22	284	0	AT DEN	W
10/09/2017	MITCHELL TRUBISKY (CHI)	25 12	128	1	MIN	L
09/14/2017	DESHAUN WATSON (HOU)	24 15	125	0	AT CIN	W

## DEBUT FOR THE AGES

Jones became the 14th quarterback to make his first NFL start in a Giants uniform since the 1970 merger. The chart below shows how each quarterback fared in their debut.

Date	Name	ATT/CMP	YDS	TD	OPP	RES
09/22/2019	<b>DANIEL JONES</b>	<b>36 23</b>	<b>336</b>	<b>2</b>	<b>AT TB</b>	<b>W</b>
11/21/2004	ELI MANNING	37 17	162	1	ATL	L
12/14/2003	JESSE PALMER	26 15	140	1	AT NO	L
10/12/1997	DANNY KANELL	28 13	198	1	AT ARI	W
09/04/1994	DAVE BROWN	20 10	171	1	PHI	W
11/26/1992	KENT GRAHAM	28 12	151	0	AT DAL	L
11/27/1988	JEFF HOSTETLER	10 5	128	1	AT NO	W
10/11/1987	MIKE BUSCH	41 14	183	1	WAS	L
10/05/1987	JIM CROCCICCHIA	15 6	89	1	SF	L
12/07/1980	SCOTT BRUNNER	18 8	161	2	AT SEA	W
10/07/1979	PHIL SIMMS	12 6	37	0	TB	W
12/10/1978	RANDY DEAN	14 8	24	1	STL	W
10/09/1977	JOE PISARCIC	38 12	193	1	PHI	L
09/18/1977	JERRY GOLSTEIN	14 7	123	1	WAS	W

## FOUR THE RECORD

In Week 10 at the Jets, Jones threw 4 touchdown passes for the second time in three weeks. He is the only rookie quarterback in Giants history to twice throw 4 touchdown passes in a game in a season.

### Rookie Quarterbacks w/ 4 TD passes in one game (Giants History)


Date	Name	Opp.
10/27/2019	<b>DANIEL JONES</b>	<b>DETROIT LIONS</b>
11/10/2019	<b>DANIEL JONES</b>	<b>NEW YORK JETS</b>
12/11/1966	TOM KENNEDY	PITTSBURGH STEELERS
10/17/1958	CHARLIE CONERLY	CHICAGO CARDINALS

## CAN'T COUNT HIM OUT

In his first career start at Tampa Bay on Sept. 22, 2019, Daniel Jones threw for 336 yards and accounted for 4 touchdowns, leading the Giants to a 32-31 comeback win over the Buccaneers. Overcoming a 28-10 halftime deficit, it was the Giants' first victory when trailing by 18 or more points since Nov. 15, 1970, when they fell behind Washington, 33-14, but scored 21 unanswered points in the fourth quarter to win, 35-33.

### Largest Comeback Victories in Giants History

Date	Opponent	Deficit	Final
12/02/1945	PHILADELPHIA EAGLES	21	28-21
10/30/1949	CHICAGO CARDINALS	21	41-38
11/19/1950	BALTIMORE COLTS	20	55-20
09/15/1963	BALTIMORE COLTS	18	37-28
11/15/1970	WASHINGTON REDSKINS	19	35-33
09/22/2019	<b>TAMPA BAY BUCCANEERS</b>	<b>18</b>	<b>32-31</b>



Jones scores game winning touchdown in Week 3 at Tampa Bay.

## KEEP IT 100

The NFL is celebrating it's 100th season in 2019. In honor of this celebration here are some of Manning's career milestones involving 100.

### CAREER MILESTONES

#### 100TH TOUCHDOWN PASS

- SEPTEMBER 20TH, 2009 AT DALLAS. 22 YARD PASS TO MARIO MANNINGHAM. GIANTS WON 33-31

#### 100TH CAREER START

- DECEMBER 13, 2010 AT MINNESOTA. GIANTS WON 21-3

#### 100TH CAREER VICTORY

- A 27-23 HOME WIN OVER THE BALTIMORE RAVENS ON OCTOBER 16TH, 2016.

## ALWAYS AVAILABLE

Manning played in his 217th game as a Giant on Sept. 9, 2018 against Jacksonville, passing Michael Strahan for the most regular season games played in Giants history. The chart below shows the top five players for most regular season games played as a Giant:

### Most Regular Season Games Played for the Giants (All-Time)

Player	Games	Years
1. ELI MANNING	234	2004-PRESENT
2. MICHAEL STRAHAN	216	1999-2007
3. HOWARD CROSS	207	1989-2001
4. GEORGE MARTIN	201	1975-1988
5. ZAK DEOSSIE	199	2007-2019

## SWEET 16

The 2019 season is Manning's 16th season with the Giants. He is now the longest-tenured player in team history, breaking what had been a four-way tie with Mel Hein, Phil Simms, and Hall of Famer Michael Strahan.

Player	No.
1. ELI MANNING (2004-PRESENT)	16
2. MEL HEIN (1931-45)	15
3. PHIL SIMMS (1979-93)	15
4. MICHAEL STRAHAN (1993-07)	15

## LEADER IN THE CLUBHOUSE

Manning owns the Giants franchise records in all of the major passing categories. The charts below show the top Giants quarterbacks in attempts, completions, passing yards, touchdowns, and most 300-yard games.

### Most Attempts in Franchise History

1. ELI MANNING	8,061
2. PHIL SIMMS	4,647
3. CHARLIE CONERLY	2,833
4. KERRY COLLINS	2,473
5. FRAN TARKENTON	1,898

### Most Completions in Franchise history

1. ELI MANNING	4,860
2. PHIL SIMMS	2,576
3. KERRY COLLINS	1,447
4. CHARLIE CONERLY	1,418
5. FRAN TARKENTON	1,069

### Most Passing Yards in Franchise History

1. ELI MANNING	56,537
2. PHIL SIMMS	33,462
3. CHARLIE CONERLY	19,488
4. KERRY COLLINS	16,875
5. FRAN TARKENTON	13,905

### Most TD Passes in Franchise History

1. ELI MANNING	362
2. PHIL SIMMS	199
3. CHARLIE CONERLY	173
4. FRAN TARKENTON	103
5. Y.A. TITTLE	96

### Most 300-yard games in Franchise History

1. ELI MANNING	51
2. PHIL SIMMS	21
3. KERRY COLLINS	17
4. Y.A. TITTLE	9



In his start against Dallas, Manning became first player to play 16 seasons with the Giants.



## THE GOLD CLUB

Manning has surpassed 55,000 career passing yards in his career. He is one of eight quarterbacks to accomplish this feat. He joins his brother, Peyton, as well as Brett Favre, Drew Brees, Tom Brady, Dan Marino and Ben Roethlisberger in the 55,000 club. The chart below shows where Manning ranks among players who have thrown for over 50,000 yards:

Player	No.
1. DREW BREES*	76,228
2. TOM BRADY*	73,782
3. PEYTON MANNING	71,940
4. BRETT FAVRE	71,838
5. DAN MARINO	61,361
6. PHILIP RIVERS*	58,090
7. BEN ROETHLISBERGER*	56,545
8. <b>ELI MANNING*</b>	<b>56,537</b>
9. JOHN ELWAY	51,475

\*Active

## THE COMEBACK KID

Manning is 5th in NFL history with 37 game-winning drives (4th on the active list). Since 2015, Manning ranks third with ten 4th-quarter comebacks. Below is a chart that shows where Manning ranks on the all-time and active lists for 4th-quarter comebacks by a quarterback.

### Most Game-Winning Drives in Regular Season (NFL History)

Player	4QC	Years
1. DREW BREES*	49	2001-PRESENT
2. PEYTON MANNING	45	1998-2015
3. TOM BRADY*	44	2000-PRESENT
4. BEN ROETHLISBERGER*	43	2004-PRESENT
5. <b>ELI MANNING*</b>	<b>37</b>	<b>2004-PRESENT</b>
T6. DAN MARINO	36	1983-1999
T6. MATT RYAN	36	2008-PRESENT
T7. JOHN ELWAY	35	1983-1998
T7. CARSON PALMER	35	2003-2017
10. JOE MONTANA	31	1979-1994

\*active

### MOST GAME-WINNING DRIVES IN REGULAR SEASON (ACTIVE PLAYERS)

Player	Team	4QC
1. DREW BREES	SD/NO	49
2. TOM BRADY	NE	44
3. BEN ROETHLISBERGER	PIT	43
4. <b>ELI MANNING</b>	<b>NYG</b>	<b>37</b>
5. MATT RYAN	ATL	36

## THE BEST OF THE BEST

In Week 2 of the 2019 season vs Buffalo, Manning threw one touchdown pass, increasing his total to 362 career touchdown passes, which places him 8th on the all-time list.

### NFL's Career Passing TD Leaders

Player	TDs
1. PEYTON MANNING	539
2. TOM BRADY*	535
3. DREW BREES*	532
4. BRETT FAVRE	508
5. DAN MARINO	420
6. PHILIP RIVERS*	391
7. BEN ROETHLISBERGER*	363
8. <b>ELI MANNING*</b>	<b>362</b>
9. AARON RODGERS*	360
10. FRAN TARKENTON	342

\*Active

### NFL's Active Passing TD Leaders

Player	TDs
1. TOM BRADY	535
2. DREW BREES	532
3. PHILIP RIVERS	391
4. BEN ROETHLISBERGER	363
5. <b>ELI MANNING</b>	<b>362</b>
6. AARON RODGERS	360
7. MATT RYAN	315
8. MATTHEW STAFFORD	256
9. RUSSELL WILSON	222
10. JOE FLACCO	218

## ONE OF THE FEW

-One of 32 different starting quarterbacks to win a Super Bowl and 1 of 2 Mannings. Peyton won titles with the Colts in 2006 and the Broncos in 2015. The Mannings were the 18th set of brothers to play in the Super Bowl and the 1st pair of brothers to play quarterback.

-One of 21 quarterbacks to win a Super Bowl without losing one.

-One of 12 quarterbacks to win at least 2 Super Bowls.

-One of 9 quarterbacks taken with the 1st overall selection in the NFL Draft to start a Super Bowl.

- One of 4 players in NFL history to win two Super Bowl MVP's.

## GAME-WINNING DRIVES

### MANNING'S 37 GAME-WINNING DRIVES - REGULAR SEASON

Victories in which he has rallied the Giants from a fourth-quarter deficit or tie to win.

DATE	OPP.	SCORE OF DRIVE	START FINAL SCORE	START TIME	END TIME	SCORING PLAY	P	Y	T
1/2/05	vs. Dallas	21-24	28-24	1:49	0:11	Barber 3-yd TD run	6	66	1:38
10/23/05	vs. Denver	10-23	24-23	3:29	0:05	Manning 2-yd TD pass to Toomer	15	83	3:24
12/11/05	at Philadelphia	23-23	26-23 (OT)	5:38	3:55	Feely 36-yd FG	4	9	1:43
9/17/06	vs. Philadelphia	7-24	30-24 (OT)	9:55	3:11	Manning 31-yd TD pass to Burress	13	85	6:44
11/5/06	vs. Houston	7-10	14-10	12:41	7:49	Manning 3-yd TD pass to Shockey	11	67	4:52
9/23/07	vs. Washington	10-17	24-17	7:33	5:32	Manning 33-yd TD pass to Burress	4	44	2:01
10/7/07	vs. Jets	21-24	35-24	12:23	7:52	Manning 53-yd TD pass to Burress	8	98	7:08
12/2/07	at Chicago	7-16	21-16	4:55	1:33	Droughns 2-yd TD run	9	77	3:22
9/21/08	vs. Cincinnati	16-20	26-23(OT)	10:28	8:39	Carney 22-yd FG	8	62	1:49
10/26/08	at Pittsburgh	9-14	21-14	6:48	3:07	Manning 2-yd TD pass to Boss	7	53	3:41
12/21/08	vs. Carolina	20-28	34-28 (OT)	12:20	9:57	Jacobs 2-yd TD run	6	87	2:23
9/20/09	at Dallas	30-31	33-31	3:40	0:00	Tynes 37-yd FG	11	56	3:40
11/22/09	vs. Atlanta	31-31	34-31 (OT)	15:00	11:06	Tynes 36-yd FG	8	49	3:54
11/28/10	vs. Jacksonville	17-20	24-20	5:55	3:15	Manning 32-yd TD pass to Boss	6	69	2:40
9/25/11	at Philadelphia	14-16	29-16	11:37	8:07	Manning 28-yd TD pass to Cruz	7	54	3:30
10/2/11	at Arizona	17-27	31-27	5:16	2:39	TD passes to Ballard + Nicks	2	48	0:31
10/16/11	vs. Buffalo	24-24	27-24	4:02	1:32	Tynes 23-yd FG	9	76	2:30
10/30/11	vs. Miami	13-17	20-17	8:28	5:58	Manning 25-yd TD pass to Cruz	6	53	2:30
11/6/11	at New England	17-20	24-20	1:36	0:15	Manning 1-yd TD pass to Ballard	8	80	1:21
12/11/11	at Dallas	22-34	37-34	5:41	0:46	Jacobs 1-yd TD run	6	58	1:26
9/16/12	vs. Tampa Bay	34-34	41-34	1:58	0:31	Brown 2-yd TD run	4	80	1:27
10/21/12	vs. Washington	20-23	27-23	1:32	1:13	Manning 75-yd TD pass to Cruz	2	77	0:19
10/28/12	at Dallas	23-24	29-24	6:40	3:31	Tynes 31-yd FG	6	26	3:09
12/1/13	at Washington	14-17	24-17	0:54 (3rd)	14:26	Brown 1-TD run	4	46	1:28
12/22/13	at Detroit	20-20	23-20	12:44 (OT)	7:32	Brown 45-yd FG	11	45	7:28
10/5/14	vs. Atlanta	10-20	30-20	0:24 (3rd)	10:02	Manning 15-yd TD pass to Beckham	11	64	5:22
10/11/15	vs. San Francisco	23-27	30-27	1:45	0:21	Manning 12-yd TD pass to Donnell	8	82	1:24
12/15/15	at Miami	24-24	31-24	11:58	11:28	Manning 84-yd TD pass to Beckham	2	96	0:45
09/11/16	at Dallas	19-13	20-19	10:12	6:13	Manning 3-yard TD pass to Cruz	9	59	3:59
9/18/16	vs. New Orleans	13-13	16-13	2:54	0:00	Brown 23-yard FG	11	70	2:54
10/16/16	vs. Baltimore	20-23	27-23	2:04	0:40	Manning 66-yard TD pass to Beckham	4	75	1:24
10/26/16	at Los Angeles*	10-10	17-10	12:06	9:27	Jennings 1-yd TD run	6	35	2:43
11/14/16	vs. Cincinnati	14-20	21-20	1:56	14:05	Manning 3-yd TD pass to Shepard	7	47	2:51
01/01/17	at Washington	10-10	19-10	6:01	2:17	Gould 40-yd FG	8	58	3:49
11/19/17	vs. Kansas City	9-9	12-9 (OT)	5:54	1:57	Rosas 23-yd FG	10	77	4:00
11/12/18	at San Francisco	20-23	27-23	2:46	0:53	Manning 3-yd TD pass to Shepard	9	75	1:53
12/2/18	vs. Chicago	27-27	30-27 (OT)	5:57	4:03	Rosas 44-yd FG	8	49	1:53

### MANNING'S 5 GAME-WINNING DRIVES - POSTSEASON

Victories in which he has rallied the Giants from a fourth-quarter deficit or tie to win.

DATE	OPP.	SCORE OF DRIVE	START FINAL SCORE	START TIME	END TIME	SCORING PLAY	P	Y	T
1/13/08	at Dallas	14-17	21-17	0:53 (3rd)	13:29	Jacobs 1-yd TD run	6	37	1:31
1/20/08	at Green Bay	20-20	23-20 (OT)	14:04	12:25	Tynes 47-yd FG	4	5	2:35
2/3/08	at New England	10-14	17-14	2:42	0:35	Manning 13-yd TD pass to Burress	12	83	2:07
1/22/12	at San Francisco	17-17	20-17(OT)	9:32	7:06	Tynes 31-yard FG	5	11	2:26
2/5/12	vs. New England	14-17	21-17	3:46	0:57	Bradshaw 6-yd TD run	9	88	2:49

# SAQUON BARKLEY NOTES

## KEEP IT 100

In 25 career games, Saquon Barkley has reached 100 yards rushing 9 times. He is already in the top 8 in team history in games with 100 rushing yards or more. The chart below shows where he ranks.

### Most 100-yard Rushing Games (Giants History)

Player	Years	100+ yds
1. TIKI BARBER	1997-06	38
2. JOE MORRIS	1982-89	19
3. RODNEY HAMPTON	1990-97	17
4. BRANDON JACOBS	2005-11, 13	13
5. AHMAD BRADSHAW	2007-12	12
6. EDDIE PRICE	1950-55	11
7. RON JOHNSON	1970-75	10
8. SAQUON BARKLEY	2018-19	9

## HANDS LIKE GLUE

Through Week 13 of the 2019 season, Barkley has been one of the most productive running backs in the NFL catching the football. Below is where ranks in receptions and receiving yards since 2018.

### Most Receptions (Running Backs) (2018-Present)

Player	Receptions
1. CHRISTIAN McCaffrey	182
2. ALVIN KAMARA	145
3. JAMES WHITE	144
4. SAQUON BARKLEY	129
5. TARIK COHEN	125
6. EZEKIEL ELLIOTT	116
7. AUSTIN EKELER	108
8. NYHEIM HINES	97
9. JALEN RICHARD	94
10. KENYAN DRAKE	93

### Most Receiving Yards (Running Backs) (2018-Present)

Player	Rec. Yards
1. CHRISTIAN McCaffrey	1,511
2. JAMES WHITE	1,263
3. ALVIN KAMARA	1,153
4. AUSTIN EKELER	1,122
5. TARIK COHEN	1,031
6. SAQUON BARKLEY	1,012
7. EZEKIEL ELLIOTT	893
8. JALEN RICHARD	830
9. DALVIN COOK	795
10. DAVID JOHNSON	778

## SAY SAY 2K

Barkley finished the 2018 season with 2,028 scrimmage yards. He is one of three rookie running backs to eclipse 2,000 scrimmage yards in NFL history. The charts below show where he ranks as a rookie and where he stacks up in scrimmage yards since 2018.

### Rookie Running Backs Over 2,000 Scrimmage Yards (NFL History)

Player	Rush.	Rec.	Scrim.Yards
1. ERIC DICKERSON (1983)	1,808	404	2,212
2. EDGERIN JAMES (1981)	1,553	586	2,139
3. SAQUON BARKLEY (2018)	1,307	721	2,028

### Most Scrimmage Yards (2018-Present)

Player	Rush.	Rec.	Scrim.Yards
1. CHRISITAN McCaffrey	2,265	1,511	3,776
2. EZEKIEL ELLIOTT	2,424	893	3,317
3. SAQUON BARKLEY*	1,851	1,012	2,863
4. ALVIN KAMARA	1,470	1,153	2,623
5. TODD GURLEY II	1,893	714	2,607
6. NICK CHUBB	2,171	394	2,565
7. CHRIS CARSON	2,132	390	2,522
8. DERRICK HENRY	2,199	299	2,498
9. DALVIN COOK	1,661	795	2,456
10. JOE MIXON	1,811	486	2,297

\* SINCE 2018, BARKLEY IS 1 OF 3 RUNNING BACKS IN THE NFL TO RUSH FOR 1,000 YARDS AND HAVE 1,000 RECEIVING YARDS

## NO STRANGER TO THE ENDOZONE

Since the start of the 2018 season, Barkley has 18 total touchdowns. Below is where he ranks in the NFC among running backs.

### Most Total Touchdowns (NFC Running Backs) (2018-Present)

Player	Rush.	Rec.	Total
1. TODD GURLEY	25	5	30
2. CHRISTIAN McCaffrey	19	10	29
3. AARON JONES	19	4	23
4. ALVIN KAMARA	15	5	20
5. SAQUON BARKLEY	13	5	18
6. EZEKIEL ELLIOTT	13	4	17
7. TEVIN COLEMAN	10	6	16
7. JORDAN HOWARD	15	1	16
7. CHRIS CARSON	14	2	16
7. DALVIN COOK	14	2	16
11. DAVID JOHNSON	9	6	15

## EVAN ALMIGHTY

Evan Engram eclipsed 100 receiving yards for the first time in his career in Week 1 at Dallas. He did so again in Week 3 at Tampa Bay. Below are his top 10 yardage performances since entering the league in 2017.

Date	Opp.	Rec	Yds	TD
1. 09/09/19	DAL	11	116	1
2. 09/22/19	TB	6	113	1*
3. 12/03/17	OAK	7	99	1
4. 12/17/17	PHI	8	87	0
5. 12/23/18	IND	6	87	0
6. 10/15/17	DEN	5	82	1
7. 12/30/18	DAL	5	81	1
8. 12/09/18	WAS	3	77	0
9. 12/16/18	TEN	8	75	0
10. 11/05/17	LAR	4	70	1

\*75-yard touchdown reception is the longest reception by a tight end in Giants history.

## EASY E

Through Week 13, Engram is in the top 10 among NFL tight ends in receptions and receiving yards. Below are his rankings in these categories.

### Most Receptions (NFL) (Tight Ends)

Player	Team	Rec.
1. ZACH ERTZ	PHI	70
2. TRAVIS KELCE	KC	68
3. DARREN WALLER	OAK	56
4. AUSTIN HOOPER	ATL	56
5. GEORGE KITTLE	SF	54
6. MARK ANDREWS	BAL	53
T7. GREG OLSEN	CAR	45
T7.. JASON WITTEN	DAL	45
9. EVAN ENGRAM	NYG	44
10. HUNTER HENRY	LAC	41

### Most Receiving Yards (NFL) (Tight Ends)

Player	Team	Yards
1. TRAVIS KELCE	KC	923
2. DARREN WALLER	OAK	807
3. ZACH ERTZ	PHI	736
4. MARK ANDREWS	BAL	693
5. GEORGE KITTLE	SF	687
6. AUSTIN HOOPER	ATL	608
7. GREG OLSEN	CAR	552
8. HUNTER HENRY	LAC	497
9. EVAN ENGRAM	NYG	467
10. JARED COOK	NO	459

## ENGRAM IN THE ENDOZONE

Engram has scored 12 touchdowns in 34 career games. Below is where he ranks in the NFC in touchdowns among tight ends since entering the league in 2017.

### Most Touchdowns (NFC Tight Ends) (2017-Present)

Player	Team	Touchdowns
1. ZACH ERTZ	PHI	19
2. KYLE RUDOLPH	MIN	18
3. JIMMY GRAHAM	SEA/GB	15
4. CAMERON BRATE	TB	14
5. AUSTIN HOOPER	ATL	13
T6. EVAN ENGRAM	NYG	12
T6. O.J. HOWARD	TB	12
8. TREY BURTON	CHI/PHI	11
9. GEORGE KITTLE	SF	10
T10. DALLAS GOEDERT	PHI	9
T10. JASON WITTEN	DAL	9

## RECEIVING LEADERS

Since 2017, Engram is among the leaders in receptions for tight ends. The chart below shows where his 153 receptions rank since his rookie year.

### Most Receptions (Tight Ends) (2017-Present)

Player	Rec
1. ZACH ERTZ	260
2. TRAVIS KELCE	254
3. GEORGE KITTLE	185
4. AUSTIN HOOPER	176
T5. JARED COOK	154
T5. KYLE RUDOLPH	154
7. EVAN ENGRAM	153
8. ERIC EBON	150
9. JACK DOYLE	142
10. JIMMY GRAHAM	141

## DOUBLE E

Engram had a season high 84 yards after catch in Week 3 at Tampa Bay. In 2019, he has racked up 252 yards after catch. The chart below shows where he ranks among tight ends this season.

### Most Yards After Catch (NFL) (Tight Ends)

Player	Team	YAC
1. DARREN WALLER	OAK	415
2. GEORGE KITTLE	SF	367
3. TRAVIS KELCE	KC	310
4. DALLAS GOEDERT	PHI	257
5. EVAN ENGRAM	NYG	252

## HEAD OF HIS CLASS

Of the 33 wide receivers selected in the 2016 NFL Draft, Sterling Shepard ranks in the top five in receptions and touchdown receptions. The charts below show where Shepard stacks up in those categories among fourth-year receivers:

### Most Career Receptions (Fourth-Year WRs)

Player	Team	Rec.
1. MICHAEL THOMAS	NO	431
2. TYREEK HILL	KC	261
3. <b>STERLING SHEPARD</b>	<b>NYG</b>	<b>223</b>
4. TYLER BOYD	CIN	220
5. WILL FULLER V	HOU	149

### Most Career TD Receptions (Fourth-Year WRs)

Player	Team	TD
1. TYREEK HILL	KC	30
2. MICHAEL THOMAS	NO	29
T3. <b>STERLING SHEPARD</b>	<b>NYG</b>	<b>16</b>
T3. WILL FULLER V	HOU	16
5. TYLER BOYD	CIN	12

## LEADING MAN

Shepard is the Giants' longest tenured wide receiver. Below are some of his best games since entering the league in 2016.

Date	Opp.	Rec	YDS	TD
09/22/19	TB	7	100	1
12/23/18	IND	6	113	0
10/22/18	ATL	5	167	0
09/30/18	NO	10	77	1
12/17/17	PHI	11	139	1
11/12/17	SF	11	142	0
09/24/17	PHI	7	133	1
09/18/16	NO	8	117	0
09/11/16*	DAL	3	43	1

\*FIRST CAREER NFL GAME

## BIG PLAY SLAY

Since Week 5, rookie wide receiver Darius Slayton has 5 touchdown receptions. The chart below shows where ranks in touchdown catches in the NFC since Week 5.

### Touchdown Receptions (NFC) (Since Week 5)

Player	Touchdowns
1. MARVIN JONES JR.	7
T2. <b>DARIUS SLAYTON</b>	<b>5</b>
T2. MICHAEL THOMAS	5
T2. CHRIS GODWIN	5
T2. ALLEN ROBINSON	5
T2. KENNY GOLLADAY	5
T7. 7 PLAYERS TIED	4

## MOVIN ON UP

The chart below shows where Slayton's 5 touchdown receptions rank among rookies in franchise history:

### Most Single-Season Receiving Touchdowns (Giants Rookie)

Player	Rec. TDs
1. ODELL BECKHAM JR. (2014)	12
2. BILL SWIACKI (1948)	10
T3. STERLING SHEPARD (2016)	8
T3. KEN MACAFEE (1954)	8
5. BOBBY JOHNSON (1984)	7
6. HAKEEM NICKS (2009)	6
7. EVAN ENGRAM (2017)	6
8. <b>DARIUS SLAYTON (2019)</b>	<b>5</b>
9. SAQUON BARKLEY (2018)	4

## GOLDEN STANDARD

Since 2014, Golden Tate III leads the NFL in yards after catch.

### Most Yards After Catch in the NFL (2014-Present)

Player	YAC
1. <b>GOLDEN TATE III</b>	<b>3,195</b>
2. TRAVIS KELCE	3,024
3. JULIO JONES	2,847
4. JARVIS LANDRY	2,805
5. LE'VEON BELL	2,743
6. JAMES WHITE	2,333
7. RANDALL COBB	2,327
8. ODELL BECKHAM JR.	2,264
9. DEMARYIUS THOMAS	2,244
10. THEO RIDDICK	2,200

## SHOWTIME TATE

Since the start of the 2014 season, Tate III has 482 receptions. Below is where he ranks among active players in the NFC since 2014.

### Most Receptions (NFC) (2014-Present)

Player	Rec
1. JULIO JONES	588
2. LARRY FITZGERALD	518
3. <b>GOLDEN TATE III</b>	<b>482</b>
4. ZACH ERTZ	471
5. MIKE EVANS	461
6. MICHAEL THOMAS	431
7. DAVANTE ADAMS	400
8. ODELL BECKHAM JR.	390
9. RANDALL COBB	376
10. ALSHON JEFFERY	356



# JANORIS "JACKRABBIT" JENKINS NOTES

## KEEP IT

In 2019, cornerback Janoris Jenkins has a team high 14 passes defended. Since entering the league in 2012, he has 104 passes defended. The charts below show where he ranks in the NFC since 2012 and where he stacks up this season.

### Most Passes Defended (NFC) (2012-Present)

Player	Passes Def.
<b>1. JANORIS JENKINS</b>	<b>104</b>
2. DARIUS SLAY	100
3. RICHARD SHERMAN	96
4. ROBERT ALFORD	85
T5. JOSH NORMAN	80
T5. DESMOND TRUFANT	80
T7. XAVIER RHODES	72
T7. KYLE FULLER	72
9. PRINCE AMUKAMARA	69
10. TRUMAINE JOHNSON	67

### Most Passes Defended (NFC) (2019 Season)

Player	Team	Passes Def.
<b>T1. JANORIS JENKINS</b>	<b>NYG</b>	<b>14</b>
T1. CARLTON DAVIS	TB	14
T1. JAIRE ALEXANDER	GB	14
T4. JUSTIN COLEMAN	DET	13
T4. JAMEL DEAN	TB	13
T4. SHAQUIL GRIFFIN	SEA	13
T4. KEVIN KING	GB	13
T8. ERICK KENDRICKS	MIN	12
T8. MARCUS WILLIAMS	NO	12
10. MARSHON LATTIMORE	NO	11

## RABBIT SEASON

Of Jenkins' 22 career interceptions since his rookie season in 2012, he has returned seven for touchdowns, which leads the NFL. Jenkins also has 531 interception yards within the same time span. The chart below shows the NFL leaders in interception yards and touchdowns since Jenkins entered the league in 2012.

### Most Interception Yards & TDs (2012-Present)

Player	INT Yards	INT TDs
<b>T1. JANORIS JENKINS</b>	<b>531</b>	<b>7</b>
T1. AQIB TALIB	475	7
3. MARCUS PETERS	797	6
4. MALCOLM JENKINS	379	5

\*ACTIVE PLAYERS

## DOWN THE RABBIT HOLE

Through Week 13, Jenkins' 4 interceptions in 2019 and 22 for his career. Below is where he ranks in the NFC since being drafted in the second round of the 2012 NFL Draft.

### Most Interceptions (NFC) (2012-Present)

Player	Interceptions
1. RICHARD SHERMAN	31
<b>T2. JANORIS JENKINS*</b>	<b>22</b>
T2. PATRICK PETERSON	22
T4. HARRISON SMITH	21
T4. EARL THOMAS III	21
T6. GLOVER QUIN	19
T6. DARIUS SLAY	19
T7. KYLE FULLER	18

\*4 INTERCEPTIONS IN 2019 LEADS THE NFC

## RETURN MAN GETS PAID

In Week 5 at New England, Jenkins returned an interception 62 yards. Through Week 11, it is the longest interception return in the NFC this season.

### Longest Interception Return (NFC) (2019 season)

Player	Team	INT long
<b>1. JANORIS JENKINS</b>	<b>NYG</b>	<b>62</b>
2. HA HA CLINTON DIX	CHI	59
3. JUSTIN COLEMAN	DET	55
4. NATHAN GERRY	PHI	51
5. K'WAUN WILLIAMS	SF	49

## JACKRABBIT JENKINS

Jenkins has returned his 4 interceptions in 2019 for a total of 84 yards. The chart below shows where he ranks in interception return yards in the NFC this season.

### Most Interception Yards (NFC) (2019 season)

Player	Team	INT yards
1. HA HA CLINTON DIX	CHI	96
<b>2. JANORIS JENKINS</b>	<b>NYG</b>	<b>84</b>
3. ROSS COCKRELL	CAR	70
4. RICHARD SHERMAN	SF	65
5. JORDAN HICKS	ARI	64

## LIVING IN THE BACKFIELD

LB Markus Golden had a season high 3 tackles for loss at Chicago in Week 12. The chart below shows where he ranks in the NFC in tackles for loss among linebackers.

### Most Tackles For Loss (NFC) (Linebackers)

Team	TFL
1. SHAQUIL BARRETT	13
2. DANTE FOWLER JR.	12
3. ZA'DARIUS SMITH	11
<b>4. MARKUS GOLDEN</b>	<b>10</b>
T5. PRESTON SMITH	9
T5. SHAQ THOMPSON	9
T7. 6 TIED	8

## AS GOOD AS GOLD

In Week 12 at Chicago, Golden had 1 sack increasing his total to a team leading 7.5 on the season. The chart below shows where he ranks among linebackers in the NFC this season.

### Most Sacks (NFC) (Linebackers)

Player	Sacks
1. SHAQUIL BARRETT	14.5
2. CHANDLER JONES	13
3. PRESTON SMITH	10.5
4. ZA'DARIUS SMITH	10
5. CLAY MATTHEWS	8
<b>T6. MARKUS GOLDEN</b>	<b>7.5</b>
T6. DANTE FOWLER JR.	7.5
8. KHALIL MACK	6.5
9. DEVON KENNARD	6
T10. 3 TIED	5.5

## IN GOOD COMPANY

DL Dalvin Tomlinson has started 44 consecutive games since his rookie year in 2017. His current streak is the longest on the team. He is also one of just four players from his draft class to start all 44 regular season games since 2017.

### Most Consecutive Starts (2017 Draft Class)

Player	Team
<b>DL DALVIN TOMLINSON</b>	<b>NYG</b>
S JAMAL ADAMS	NYJ
OT GARRET BOLLES	DEN
CB TRE'DAVIOUS WHITE	BUF

## SAFETY NETS

Both Antoine Bethea and Jabrill Peppers have been tackling machines in the Giants secondary. Below is where they both rank in the NFL in total tackles among safeties.

### Most Tackles in NFC (Safeties) (2019 Season)

Player	Team	Total Tackles
1. BUDDA BAKER	ARI	110
2. LONDON COLLINS	WAS	102
3. ERIC REID	CAR	95
4. ERIC WEDDLE	LAR	82
<b>5. ANTOINE BETHEA</b>	<b>NYG</b>	<b>80</b>
<b>6. JABRILL PEPPERS</b>	<b>NYG</b>	<b>76</b>
7. VONN BELL	NO	74
8. TAYLOR RAPP	LAR	72
9. HARRISON SMITH	MIN	71
10. TRACY WALKER	DET	69

## A TREE IN THE MIDDLE

Alec Ogletree posted 95-plus tackles in four of his first five NFL seasons. He had his most productive season as a professional in 2017, when he led the Rams defense with 171 tackles. Since 2014, he ranks fifth among NFC linebackers in total tackles.

### Most Tackles since 2014 (NFC) (Linebackers)

Player	Team	Total Tackles
1. BOBBY WAGNER	SEA	771
2. LUKE KUECHLY	CAR	731
3. LAVONTE DAVID	TB	691
4. K.J. WRIGHT	SEA	583
<b>5. ALEC OGLETREE</b>	<b>LAR/NYG</b>	<b>540</b>

## IN'TREE'CEPTION

In Week 12 at Chicago, Ogletree had his first interception of the season and the 12th of his career. The chart below shows the NFL leaders in interceptions among linebackers since he entered the league in 2013.

### Most Interceptions Since 2013 (Linebackers)

Player	INTs
1. LUKE KUECHLY	16
<b>2. ALEC OGLETREE</b>	<b>12</b>
T3. KIKO ALONSO	10
T3. C.J. MOSLEY	10
T3. JAMIE COLLINS SR.	10
T3. LAVONTE DAVID	10
7. THOMAS DAVIS SR.	9

## IN ROSAS WE TRUST

Since entering the league in 2017, Aldrick Rosas has converted 7 of 8 attempts from 50 yards or more. Below is where he ranks in FG percentage of 50+ yards field goals among active kickers since 2017.

### Highest FG Pct. on 50+ Yard Field Goals (2017-Present)

Player	FG Percentage
1. JOSH LAMBO	87.5%(7/8)
<b>2. ALDRICK ROSAS</b>	<b>87.5%(7/8)</b>
3. CHRIS BOSWELL	85.7%(6/7)
4. MATT GAY	80.0%(4/5)
5. GREG ZURLEIN	77.8%(14/18)
6. JUSTIN TUCKER	73.3%(11/15)
7. MATT PRATER	69.6%(16/23)

## FOOTING THE BILL

Rosas' franchise record 57-yard field in 2018 put him third in Giants history with seven field goals from 50 yards or more. He needs three more 50+ yard kicks to pass Joe Danelo for the most in team history.

### Most 50+ Yard Field Goals Made in (Giants History)

Player	50+Yard FGs
1. JOE DANALO (1976-82)	9
2. JOSH BROWN (2013-15)	8
<b>3. ALDRICK ROSAS (2017-Present)*</b>	<b>7</b>
4. BRAD DALUISSO (1993-00)	6
5. LAWRENCE TYNES (2007-12)	5

\*ACTIVE

## FLIPPING THE FIELD

Through Week 13, Riley Dixon has a net punting average of 42.8 yards. Below is where he ranks in the NFL in 2019.

### Net Punting Avg. (2019 Season)

Player	Team	Net Avg.
1. TRESS WAY	WAS	44.4
2. LOGAN COOKE	JAX	43.7
3. BRETT KERN	TEN	43.3
<b>T4. RILEY DIXON</b>	<b>NYG</b>	<b>42.8</b>
T4. BRITTON COLQUITT	MIN	42.8
T4. THOMAS MORESTEAD	NO	42.8
T7. CAMERON JOHNSTON	PHI	42.5
T7. ANDY LEE	ARI	42.5
T9. MITCH WISHNOWSKY	SF	42.2
T9. RIGOBERTO SANCHEZ	IND	42.2

## NO RETURN ZONE

Through Week 13, punt returners are averaging 5.8 yards per return on Dixon's punts. The chart below shows where he ranks in the NFC.

### Avg. Punt Return Yds. Against (NFC) (2019 Season)

Player	Team	Avg. Punt Ret Yds
1. SAM MARTIN	DET	2.4
2. MITCH WISHNOWSKY	SF	4.1
<b>3. RILEY DIXON</b>	<b>NYG</b>	<b>5.8</b>
4. ANDY LEE	ARI	5.9
5. MICHAEL DICKSON	SEA	6.7
T6. THOMAS MORESTEAD	NO	6.8
T6. CAMERON JOHNSTON	PHI	6.8
8. PAT O'DONNELL	CHI	7.0
9. BRITTON COLQUITT	MIN	7.1
10. MICHAEL PALARDY	CAR	7.9

## PINNING THEM DEEP

Through Week 13, Dixon has had pinpoint accuracy. He has pinned 20 punts inside the opponents' 20 yard line. Below is where he ranks in the NFC.

### Punts Inside 20 (NFC) (2019 Season)

Player	Team	Inside 20
1. MICHAEL DICKSON	SEA	26
T2. SAM MARTIN	DET	24
T2. THOMAS MORESTEAD	NO	24
4. TRESS WAY	WAS	22
5. JK SCOTT	GB	21
<b>6. RILEY DIXON</b>	<b>NYG</b>	<b>20</b>
7. PAT O'DONNELL	CHI	19
8. MICHAEL PALARDY	CAR	18

## CRACKING THE CODE

In Week 9 vs. Dallas, Cody Latimer finished the game with 181 kickoff return yards, the most in a single game this season. The chart below shows where his single-game performances stacks up in the NFC this season.

### Kick Off Return Yards (Single Game) (NFC)

Player	Team	Ret Yds.
<b>1. CODY LATIMER</b>	<b>NYG</b>	<b>181</b>
2. CORDARRELLE PATTERSON	CHI	163
3. STEVEN SIMS JR.	WAS	143
4. STEVEN SIMS JR.	WAS	124
<b>5. CODY LATIMER</b>	<b>NYG</b>	<b>116</b>
T6. DEONTE HARRIS	NO	109
T6. CORDARRELLE PATTERSON	CHI	109
T8. STEVEN SIMS JR.	WAS	102
T8. DARIUS SLAYTON	NYG	102
10. CORDARRELLE PATTERSON	CHI	101

# ROSTER BREAKDOWN





# 2019 NEW YORK GIANTS ALPHABETICAL ROSTER

(as of Dec. 4, 2019)

NO.	LAST	FIRST	POS.	HT.	WT.	AGE	EXP.	COLLEGE	HOMETOWN	HOW ACQUIRED
37	Allen	Javorius-Buck	RB	6-0	218	28	5	USC	Tallahassee, FL	FA-'19
27	Baker	DeAndre	CB	5-11	189	22	R	Georgia	Miami, FL	D1-'19
25	Ballentine	Corey	CB	6-0	191	23	R	Washburn	Topeka, KS	D6-'19
26	Barkley	Saquon	RB	6-0	232	22	2	Penn State	Coplay, PA	D1-'18
23	Beal	Sam	CB	6-1	192	23	2	Western Michigan	Grand Rapids, MI	SD3-'18
41	Bethea	Antoine	S	5-11	201	35	14	Howard	Newport News, VA	FA-'19
29	Bucannon	Deone	LB	6-1	211	27	6	Washington State	Fairfield, CA	FA-'19
59	Carter	Lorenzo	LB	6-5	255	23	2	Georgia	Norcross, GA	D3-'18
17	Core	Cody	WR	6-3	205	25	4	Ole Miss	Auburn, AL	FA-'19
9	Dixon	Riley	P	6-5	226	26	4	Syracuse	Oneida, NY	T(DEN)-'18
52	Downs	Devante	LB	6-2	252	24	2	California	Mountlake Terrace, WA	FA-'19
85	Ellison	Rhett	TE	6-5	255	31	8	USC	Mountain View, CA	FA-'17
88	Engram	Evan	TE	6-3	240	25	3	Ole Miss	Powder Springs, GA	D1-'17
22	Gallman Jr.	Wayne	RB	6-0	216	25	3	Clemson	Loganville, GA	D4-'17
65	Gates	Nick	G	6-6	318	23	2	Nebraska	Las Vegas, NV	FA-'19
44	Golden	Marius	LB	6-3	259	28	5	Missouri	St. Louis, MO	FA-'19
75	Halapio	Jon	C	6-4	315	28	3	Florida	St. Petersburg, FL	FA-'16
34	Haley	Grant	CB	5-9	191	23	2	Penn State	Atlanta, GA	FA-'18
30	Hamilton	Antonio	CB	6-0	195	26	4	South Carolina State	Johnston, SC	FA-'18
71	Hernandez	Will	G	6-3	332	24	2	UTEP	Las Vegas, NV	D2-'18
95	Hill	B.J.	DL	6-3	310	24	2	N.C. State	Oakboro, NC	D3-'18
69	Holba	Colin	LS	6-4	255	25	3	Louisville	Louisville, KY	FA-'19
20	Jenkins	Janoris	CB	5-10	190	31	8	North Alabama	Pahokee, FL	FA-'16
8	Jones	Daniel	QB	6-5	220	22	R	Duke	Charlotte, NC	D1-'19
12	Latimer	Cody	WR	6-3	222	27	6	Indiana	Dayton, OH	FA-'18
97	Lawrence II	Dexter	DL	6-4	342	21	R	Clemson	Wake Forest, NC	D1-'19
24	Love	Julian	CB	5-11	195	21	R	Notre Dame	Westchester, IL	D4-'19
10	Manning	Eli	QB	6-5	218	38	16	Ole Miss	New Orleans, LA	T(SD)-'04
55	Mayo	David	LB	6-2	240	26	5	Texas State	Scappoose, OR	FA-'19
90	McIntosh	RJ	DL	6-5	293	23	2	Miami (FL)	Fort Lauderdale, FL	D5-'18
47	Ogletree	Alec	LB	6-3	250	28	7	Georgia	Newman, GA	T(LAR)-'18
43	Peace	Chris	LB	6-2	238	23	R	Virginia	Newport News, VA	FA-'19
39	Penny	Eli	RB	6-1	250	26	3	Idaho	Norwalk, CA	FA-'18
21	Peppers	Jabrill	S	5-11	215	24	3	Michigan	East Orange, NJ	T(CLE)-'19
77	Pulley	Spencer	C	6-4	309	26	4	Vanderbilt	Memphis, TN	FA-'18
74	Remmers	Mike	T	6-5	308	30	7	Oregon State	Portland, OR	FA-'19
2	Rosas	Aldrick	K	6-3	233	24	3	Southern Oregon	Orland, CA	FA-'17
18	Scott	Da'Mari	WR	6-0	205	24	1	Fresno State	Muskegon Heights, MI	FA-'19
87	Shepard	Sterling	WR	5-10	196	26	4	Oklahoma	Oklahoma City, OK	D2-'16
83	Simonson	Scott	TE	6-5	261	27	6	Assumption	Middletown, NJ	FA-'19
62	Slade	Chad	G	6-5	315	27	2	Auburn	Moody, AL	FA-'19
86	Slayton	Darius	WR	6-1	194	22	R	Auburn	Norcross, GA	D5-'19
79	Smith	Eric	T	6-4	308	24	2	Virginia	Atlanta, GA	FA-'19
82	Smith	Kaden	TE	6-5	249	22	R	Stanford	Flower Mound, TX	FA-'19
76	Solder	Nate	T	6-9	316	31	9	Colorado	Denver, CO	FA-'18
3	Tanne	Alex	QB	6-3	208	32	4	Monmouth (IL)	Lexington, IL	FA-'18
15	Tate III	Golden	WR	5-11	191	31	10	Notre Dame	Hendersonville, TN	FA-'19
48	Tauaefa	Josiah	LB	6-1	232	22	R	Texas-San Antonio	Corinth, TX	FA-'19
31	Thomas	Michael	S	5-10	195	29	6	Stanford	Houston, TX	FA-'18
94	Tomlinson	Dalvin	DL	6-3	319	25	3	Alabama	McDonogh, GA	D2-'17
99	Williams	Leonard	DL	6-5	302	25	5	USC	Daytona Beach, FL	T(NYJ)-'19
53	Ximines	Oshane	LB	6-4	254	22	R	Old Dominion	Queens, NY	D3-'19
70	Zeitler	Kevin	G	6-4	330	29	8	Wisconsin	Waukesha, WI	T(CLE)-'19





## 2019 NEW YORK GIANTS ALPHABETICAL ROSTER

### Practice Squad

80	Bachman	Alex	WR	6-0	190	23	R	Wake Forest	Westlake Village, CA	FA-'19
35	Baity Jr.	Derrick	CB	6-3	188	22	R	Kentucky	Tampa Bay, FL	FA-'19
67	Brown	Evan	G	6-3	316	23	2	SMU	Dallas, TX	FA-'18
36	Chandler	Sean	S	5-11	202	23	2	Temple	Camden, NJ	FA-'19
89	Dickerson	Garrett	TE	6-3	252	23	2	Northwestern	Oradell, NJ	FA-'19
28	Hilliman	Jon	RB	6-0	226	24	R	Rutgers	Plainfield, NJ	FA-'19
84	Sills	David	WR	6-3	211	23	R	West Virginia	Bear, DE	FA-'19
91	Slayton	Chris	DL	6-4	307	23	R	Syracuse	University Park, IL	D7-'19
13	White Jr.	Reggie	WR	6-2	212	23	R	Monmouth	Randallstown, MD	FA-'19

### Reserve/Injured

78	Asafo-Adjei	George	T	6-5	320	22	R	Kentucky	West Chester, OH	D7-'19
19	Coleman	Corey	WR	5-11	185	25	4	Baylor	Dallas, TX	FA-'18
57	Connelly	Ryan	LB	6-2	236	23	R	Wisconsin	Eden Prairie, MN	D5-'19
51	DeOssie	Zak	LS	6-4	248	35	13	Brown	No. Andover, MA	D4-'07
6	Etta-Tawo	Amba	WR	6-1	208	25	1	Syracuse	Powder Springs, GA	FA-'19
49	Harvey	Nate	LB	5-11	237	22	R	East Carolina	Knightdale, NC	FA-'19
96	Martin	Kareem	LB	6-6	262	27	6	North Carolina	Roanoke Rapids, NC	FA-'18
46	McLaurin	Mark	LB	6-2	214	22	R	Mississippi State	Collins, MS	FA-'19
49	Searight	Isaiah	TE	6-4	250	22	R	Fordham	Tinton Falls, NJ	FA-'19
81	Shepard	Russell	WR	6-0	194	28	7	LSU	Houston, TX	FA-'19



# 2019 NEW YORK GIANTS NUMERICAL ROSTER

(as of Dec. 4, 2019)

NO.	FIRST	LAST	POS.	HT.	WT.	AGE	EXP.	COLLEGE	HOMETOWN	HOW ACQUIRED
2	Aldrick	Rosas	K	6-3	233	24	3	Southern Oregon	Orland, CA	FA-'17
3	Alex	Tanney	QB	6-3	208	32	4	Monmouth (IL)	Lexington, IL	FA-'18
8	Daniel	Jones	QB	6-5	220	22	R	Duke	Charlotte, NC	D1-'19
9	Riley	Dixon	P	6-5	226	26	4	Syracuse	Oneida, NY	T(DEN)-'18
10	Eli	Manning	QB	6-5	218	38	16	Ole Miss	New Orleans, LA	T(SD)-'04
12	Cody	Latimer	WR	6-3	222	27	6	Indiana	Dayton, OH	FA-'18
15	Golden	Tate III	WR	5-11	191	31	10	Notre Dame	Hendersonville, TN	FA-'19
17	Cody	Core	WR	6-3	205	25	4	Ole Miss	Auburn, AL	FA-'19
18	Da'Mari	Scott	WR	6-0	205	24	1	Fresno State	Muskegon Heights, MI	FA-'19
20	Janoris	Jenkins	CB	5-10	190	31	8	North Alabama	Pahokee, FL	FA-'16
21	Jabrill	Peppers	S	5-11	215	24	3	Michigan	East Orange, NJ	T(CLE) - '19
22	Wayne	Gallman Jr.	RB	6-0	216	25	3	Clemson	Loganville, GA	D4-'17
23	Sam	Beal	CB	6-1	192	23	2	Western Michigan	Grand Rapids, MI	SD3-'18
24	Julian	Love	CB	5-11	195	21	R	Notre Dame	Westchester, IL	D4-'19
25	Corey	Ballentine	CB	6-0	191	23	R	Washburn	Topeka, KS	D6-'19
26	Saquon	Barkley	RB	6-0	232	22	2	Penn State	Coplay, PA	D1-'18
27	DeAndre	Baker	CB	5-11	189	22	R	Georgia	Miami, FL	D1-'19
29	Deone	Bucannon	LB	6-1	211	27	6	Washington State	Fairfield, CA	FA-'19
30	Antonio	Hamilton	CB	6-0	195	26	4	South Carolina State	Johnston, SC	FA-'18
31	Michael	Thomas	S	5-10	195	29	6	Stanford	Houston, TX	FA-'18
34	Grant	Haley	CB	5-9	191	23	2	Penn State	Atlanta, GA	FA-'18
37	Javorius-Buck	Allen	RB	6-0	218	28	5	USC	Tallahassee, FL	FA-'19
39	Eli	Penny	RB	6-1	250	26	3	Idaho	Norwalk, CA	FA-'18
41	Antoine	Bethea	S	5-11	201	35	14	Howard	Newport News, VA	FA-'19
43	Chris	Peace	LB	6-2	238	23	R	Virginia	Newport News, VA	FA-'19
44	Markus	Golden	LB	6-3	259	28	5	Missouri	St. Louis, MO	FA-'19
47	Alec	Ogletree	LB	6-3	250	28	7	Georgia	Newman, GA	T(LAR)-'18
48	Josiah	Tua'efea	LB	6-1	232	22	R	Texas-San Antonio	Corinth, TX	FA-'19
52	Devante	Downs	LB	6-2	252	24	2	California	Mountlake Terrace, WA	FA-'19
53	Oshane	Ximines	LB	6-4	254	22	R	Old Dominion	Queens, NY	D3-'19
55	David	Mayo	LB	6-2	240	26	5	Texas State	Scappoose, OR	FA-'19
59	Lorenzo	Carter	LB	6-5	255	23	2	Georgia	Norcross, GA	D3-'18
62	Chad	Slade	G	6-5	315	27	2	Auburn	Moody, AL	FA-'19
65	Nick	Gates	G	6-6	318	23	2	Nebraska	Las Vegas, NV	FA-'19
69	Colin	Holba	LS	6-4	255	25	3	Louisville	Louisville, KY	FA-'19
70	Kevin	Zeitler	G	6-4	330	29	8	Wisconsin	Waukesha, WI	T(CLE) - '19
71	Will	Hernandez	G	6-3	332	24	2	UTEP	Las Vegas, NV	D2-'18
74	Mike	Remmers	T	6-5	308	30	7	Oregon State	Portland, OR	FA-'19
75	Jon	Halapio	C	6-4	315	28	3	Florida	St. Petersburg, FL	FA-'16
76	Nate	Solder	T	6-9	316	31	9	Colorado	Denver, CO	FA-'18
77	Spencer	Pulley	C	6-4	309	26	4	Vanderbilt	Memphis, TN	FA-'18
79	Eric	Smith	T	6-4	308	24	2	Virginia	Atlanta, GA	FA-'19
82	Kaden	Smith	TE	6-5	249	22	R	Stanford	Flower Mound, TX	FA-'19
83	Scott	Simonson	TE	6-5	261	27	6	Assumption	Middletown, NJ	FA-'19
85	Rhett	Ellison	TE	6-5	255	31	8	USC	Mountain View, CA	FA-'17
86	Darius	Slayton	WR	6-1	194	22	R	Auburn	Norcross, GA	D5-'19
87	Sterling	Shepard	WR	5-10	196	26	4	Oklahoma	Oklahoma City, OK	D2-'16
88	Evan	Engram	TE	6-3	240	25	3	Ole Miss	Powder Springs, GA	D1-'17
90	RJ	McIntosh	DE	6-5	293	23	2	Miami (FL)	Fort Lauderdale, FL	D5-'18
94	Dalvin	Tomlinson	DL	6-3	319	25	3	Alabama	McDonogh, GA	D2-'17
95	B.J.	Hill	DL	6-3	310	24	2	N.C. State	Oakboro, NC	D3-'18
97	Dexter	Lawrence II	DL	6-4	342	21	R	Clemson	Wake Forest, NC	D1-'19
99	Leonard	Williams	DL	6-5	302	25	5	USC	Daytona Beach, FL	T(NYJ) - '19

# 2019 NEW YORK GIANTS NUMERICAL ROSTER

## Practice Squad

13 Reggie	White Jr.	WR	6-2	212	23	R	Monmouth	Randallstown, MD	FA-'19
28 Jon	Hilliman	RB	6-0	226	23	R	Rutgers	Plainfield, NJ	FA-'19
35 Derrick	Baity Jr.	CB	6-3	188	22	R	Kentucky	Tampa Bay, FL	FA-'19
36 Sean	Chandler	S	5-11	202	23	2	Temple	Camden, NJ	FA-'19
67 Evan	Brown	G	6-3	316	23	2	SMU	Dallas, TX	FA-'18
80 Alex	Bachman	WR	6-0	190	23	R	Wake Forest	Westlake Village, CA	FA-'19
84 David	Sills	WR	6-3	211	23	R	West Virginia	Bear, DE	FA-'19
89 Garrett	Dickerson	TE	6-3	252	23	2	Northwestern	Oradell, NJ	FA-'19
91 Chris	Slayton	DL	6-4	307	23	R	Syracuse	University Park, IL	D7-'19

## Reserve/Injured

6 Amba	Etta-Tawo	WR	6-1	208	25	1	Syracuse	Muscat, Oman	FA-'19
19 Corey	Coleman	WR	5-11	185	25	4	Baylor	Dallas, TX	FA-'18
46 Mark	McLaurin	LB	6-2	214	22	R	Mississippi State	Collins, MS	FA-'19
49 Nate	Harvey	LB	5-11	237	22	R	East Carolina	Knightdale, NC	FA-'19
49 Isaiah	Searight	TE	6-4	250	22	R	Fordham	Tinton Falls, NJ	FA-'19
51 Zak	DeOssie	LS	6-4	248	35	13	Brown	No. Andover, MA	D4-'07
57 Ryan	Connelly	LB	6-2	236	23	R	Wisconsin	Eden Prairie, MN	D5-'19
78 George	Asafo-Adjei	T	6-5	320	22	R	Kentucky	West Chester, OH	D7-'19
81 Russell	Shepard	WR	6-0	194	28	7	LSU	Houston, TX	FA-'18
96 Kareem	Martin	LB	6-6	262	27	6	North Carolina	Roanoke Rapids, NC	FA-'18



# 2019 PLAYER PARTICIPATION

GAME	1	2	3	4	5	6	7	8	9	10	12	13	14	15	16	17
DATE	58	515	522	529	06	010	020	027	N4	N10	N24	D1	09	D15	022	029
OPP.	DAL	BUF	TB	WAS	MIN	NE	ARI	DET	DAL	NYJ	CHI	GB	PHI	MIA	WAS	PHI
Allen, Buck	N/A	N/A	N/A	N/A	N/A	N/A	P	P	P	P	P	P				
Baker, DeAndre	P	CB	CB	CB	CB	CB	CB	CB	CB	CB	CB	CB				
Ballentine, Corey	P	P	P	P	P	P	IA	IA	P	CB	P	P				
Barkley, Saquon	RB	RB	RB	IA	IA	IA	RB	RB	RB	RB	RB	RB				
Beal, Sam	IR	IR	IR	IR	IR	IR	IR	IR	IR	P	P	P				
Bethea, Antoine	FS	FS	FS	FS	FS	FS	FS	FS	FS	FS	FS	FS				
Brown, Evan	N/A	N/A	N/A	N/A	N/A	N/A	N/A	N/A	N/A	P	N/A	N/A				
Bucannon, Deone	N/A	N/A	N/A	N/A	N/A	N/A	N/A	N/A	P	P	P	P				
Carter, Lorenzo	WLB	WLB	WLB	WLB	IA	P	WLB	WLB	WLB	WLB	WLB	WLB				
Chandler, Sean	P	P	P	P	P	P	P	P	P	N/A	N/A	N/A				
Connelly, Ryan	P	\$LB	\$LB	\$LB	IR	IR	IR	IR	IR	IR	IR	IR				
Core, Cody	P	P	P	P	P	P	P	P	P	P	P	P				
Davis, Tae	\$LB	P	P	IA	IA	IA	P	IA	N/A	N/A	N/A	N/A				
DeOssie, Zak	P	P	P	P	P	P	P	P	P	P	P	P				
Dickerson, Garrett	IA	IA	IA	P	P	TE	IA	N/A	N/A	N/A	N/A	N/A				
Dixon, Riley	P	P	P	P	P	P	P	P	P	P	P	P				
Downs, Devante	N/A	N/A	N/A	N/A	N/A	N/A	IA	IA	IA	P	P	P				
Ellison, Rhett	TE	TE	TE	TE	TE	TE	TE	P	P	TE	IA	IA				
Engram, Evan	P	TE	TE	TE	TE	IA	P	TE	TE	IA	IA	IA				
Fowler III, Bennie	P	WR	WR	P	N/A	N/A	P	P	P	P	IA	N/A				
Gallman Jr., Wayne	P	P	P	RB	RB	IA	P	P	P	P	P	P				
Gates, Nick	P	P	P	P	P	P	P	P	P	P	P	P				
Golden, Markus	SAM	SAM	SAM	SAM	SAM	SAM	SAM	SAM	SAM	SAM	SAM	SAM				
Halapio, Jon	C	C	C	C	C	C	C	C	C	IA	C	C				
Haley, Grant	P	P	P	DB	P	P	DB	DB	DNP	P	P	P				
Hamilton, Antonio	CB	P	P	P	P	P	P	P	P	P	P	P				
Hernandez, Will	LG	LG	LG	LG	LG	LG	LG	LG	LG	LG	LG	LG				
Hill, B.J.	DL	DL	DL	DL	DL	DL	DL	DL	P	P	P	P				
Hillman, Jon	N/A	N/A	N/A	N/A	P	RB	N/A	N/A	N/A	N/A	N/A	N/A				
Holba, Colin	N/A	N/A	N/A	N/A	N/A	N/A	N/A	N/A	N/A	N/A	N/A	N/A				
Jenkins, Janoris	CB	CB	CB	CB	CB	CB	CB	CB	CB	CB	CB	CB				
Jones, Daniel	P	DNP	QB	QB	QB	QB	QB	QB	QB	QB	QB	QB				
Latimer, Cody	WR	WR	IA	WR	WR	WR	WR	WR	WR	WR	WR	P				
Lawrence II, Dexter	DL	DL	DL	DL	DL	DL	DL	DL	DL	DL	DL	DL				
Love, Julian	P	P	IA	P	P	P	P	P	P	P	P	P				
Manning, Eli	QB	QB	DNP	DNP	DNP	DNP	DNP	DNP	DNP	DNP	DNP	DNP				
Martin, Kareem	P	IR	IR	IR	IR	IR	IR	IR	IR	IR	IR	IR				
Mayo, David	P	P	P	P	ILB	\$LB	\$LB	\$LB	\$LB	\$LB	\$LB	\$LB				
McIntosh, RJ	P	P	P	P	P	P	P	P	IA	P	P	P				
Ogletree, Alec	ILB	ILB	ILB	IA	IA	ILB	ILB	ILB	ILB	ILB	ILB	ILB				
Peace, Chris	N/A	N/A	N/A	N/A	P	P	IA	P	IA	IA	IA	IA				
Penny, Eli	FB	P	P	P	P	P	P	P	P	P	P	P				
Peppers, Jabrill	SS	SS	SS	SS	SS	SS	SS	SS	SS	SS	SS	SS				
Pierre, Olsen	P	P	P	P	P	P	P	P	P	N/A	N/A	N/A				
Pulley, Spencer	DNP	DNP	DNP	DNP	DNP	DNP	DNP	DNP	DNP	C	DNP	DNP				
Remmers, Mike	RT	RT	RT	RT	RT	RT	RT	RT	RT	IA	RT	RT				
Rosas, Aldrick	P	P	P	P	P	P	P	P	P	P	P	P				
Scott, De'Mari	N/A	N/A	N/A	N/A	N/A	N/A	N/A	N/A	N/A	N/A	N/A	N/A				
Shepard, Russell	P	P	P	IR	IR	IR	IR	IR	IR	IR	IR	IR				
Shepard, Sterling	WR	IA	WR	WR	WR	IA	IA	IA	IA	IA	WR	WR				
Skipper, Tuzar	DNP	P	P	P	P	P	P	N/A	N/A	N/A	N/A	N/A				
Slade, Chad	IA	IA	IA	IA	IA	IA	IA	IA	IA	IA	IA	IA				





## 2019 PLAYER PARTICIPATION

GAME	1	2	3	4	5	6	7	8	9	10	12	13	14	15	16	17
DATE	58	515	522	529	06	010	020	027	N4	N10	N24	D1	09	D15	022	D29
OPP.	DAL	BUF	TB	WAS	MIN	NE	ARI	DET	DAL	NYJ	CHI	GB	PHI	MIA	WAS	PHI
Slayton, Darius	IA	IA	P	P	P	P	WR	WR	WR	WR	WR	WR				
Smith, Eric	IA	IA	IA	IA	IA	IA	IA	IA	IA	P	IA	IA				
Smith, Kaden	N/A	N/A	IA	IA	DNP	P	DNP	DNP	P	P	TE	TE				
Solder, Nate	LT	LT	LT	LT	LT	LT	LT	LT	LT	LT	LT	LT				
Stupar, Nate	N/A	N/A	P	\$LB	P	N/A	N/A	N/A	N/A	N/A	N/A	N/A				
Tanney, Alex	IA	IA	IA	IA	N/A	IA	IA	IA	IA	IA	IA	IA				
Tate III, Golden	SUS	SUS	SUS	SUS	P	WR	WR	WR	WR	WR	WR	WR	IA			
Tavaefa, Josiah	N/A	N/A	N/A	N/A	P	P	P	P	P	P	P	P	P			
Thomas, Michael	P	P	P	P	P	P	P	P	P	P	P	P	P			
Tomlinson, Dalvin	DL	DL	DL	DL	DL	DL	DL	DL	DL	DL	DL	DL	DL			
Tomlinson, Eric	IA	P	P	N/A	N/A	N/A	N/A	N/A	N/A	N/A	N/A	N/A	N/A			
Williams, Leonard	N/A	N/A	N/A	N/A	N/A	N/A	N/A	N/A	DL	DL	DL	DL				
Ximines, Oshane	P	P	P	P	WILL	WLB	P	P	P	P	P	P				
Zeitler, Kevin	RG	RG	RG	RG	RG	RG	RG	RG	RG	RG	RG	RG				

[illegible][illegible]

OPP							
@ DAL	Tanney	Perkins	Slade	Smith	Slayton	Dickerson	
BUF	Tanney	Perkins	Slade	Smith	Slayton	Shepard	Dickerson
@ T.B.	Tanney	Latimer	Love	Slade	E. Smith	K. Smith	Dickerson
WAS	Tanney	Barkley	Ogletree	Davis	Slade	E. Smith	K. Smith
MIN	Tanney	Barkley	Ogletree	Davis	Carter	Slade	E. Smith
@ NE	Gallman Jr.	Barkley	Davis	Slade	Smith	Shepard	Engram
ARI	Tanney	Ballentine	Peace	Slade	E. Smith	Shepard	Dickerson
@DET	Tanney	Ballentine	Downs	Davis	Slade	E. Smith	Shepard
DAL	Tanney	Peace	Downs	Slade	E. Smith	Shepard	McIntosh
@NYJ	Tanney	Peace	Slade	Remmers	Halapio	Shepard	Engram
@CHI	Tanney	Fowler III	Peace	Slade	E. Smith	Ellison	Engram
GB	Tanney	Tate III	Peppers	Slade	E. Smith	Ellison	Engram
@PHI							
MIA							
@WAS							
PHI							



# 2019 NEW YORK GIANTS UNOFFICIAL DEPTH CHART

## OFFENSE

WR	15	<b>Golden Tate III</b>	12	Cody Latimer	17	Cody Core	18	Da'Mari Scott
LT	76	<b>Nate Solder</b>	62	Chad Slade				
LG	71	<b>Will Hernandez</b>	65	Nick Gates				
C	75	<b>Jon Halapio</b>	77	Spencer Pulley				
RG	70	<b>Kevin Zeitler</b>	65	Nick Gates				
RT	74	<b>Mike Remmers</b>	79	Eric Smith				
TE	88	<b>Evan Engram</b>	82	<u>Kaden Smith</u>				
TE	85	<b>Rhett Ellison</b>	83	Scott Simonson				
WR	87	<b>Sterling Shepard</b>	86	<u>Darius Slayton</u>				
QB	8	<u><b>Daniel Jones</b></u>	10	Eli Manning	3	Alex Tanney		
RB	26	<b>Saquon Barkley</b>	22	Wayne Gallman Jr.	39	Eli Penny	37	Javorius-Buck Allen

## DEFENSE

DL	99	<b>Leonard Williams</b>	95	B.J. Hill	90	RJ McIntosh		
DL	94	<b>Dalvin Tomlinson</b>						
DL	97	<u><b>Dexter Lawrence II</b></u>						
SAM	44	<b>Markus Golden</b>	53	<u>Oshane Ximines</u>	52	Devante Downs		
ILB	47	<b>Alec Ogletree</b>	48	<u>Josiah Tavaeafa</u>				
\$LB	55	<b>David Mayo</b>	29	Deone Bucannon				
WLB	59	<b>Lorenzo Carter</b>	43	<u>Chris Peace</u>				
LCB	27	<u><b>DeAndre Baker</b></u>	23	Sam Beal	30	Antonio Hamilton		
RCB	20	<b>Janoris Jenkins</b>	25	<u>Corey Ballentine</u>	34	Grant Haley		
SS	21	<b>Jabrill Peppers</b>	31	Michael Thomas				
FS	41	<b>Antoine Bethea</b>	24	<u>Julian Love</u>				

## SPECIALISTS

P	9	<b>Riley Dixon</b>						
PK	2	<b>Aldrick Rosas</b>						
H	9	<b>Riley Dixon</b>						
LS	69	<b>Colin Holba</b>						
KR	25	<u><b>Corey Ballentine</b></u>	86	<u>Darius Slayton</u>	12	Cody Latimer		
PR	21	<b>Jabrill Peppers</b>	15	Golden Tate III	18	Da'Mari Scott		

Underlined = Rookie; BOLD = Starter



## HOW THE 2019 GIANTS WERE BUILT

YEAR	DRAFTEES (17)	FREE AGENTS (26)	TRADES/WAIVERS (9)
2019	QB Daniel Jones (1) DL Dexter Lawrence II (1) CB DeAndre Baker (1) LB Oshane Ximines (3) CB Julian Love (4) WR Darius Slayton (5) CB Corey Ballentine (6)	S Antoine Bethea LB Markus Golden DL Olsen Pierre T Mike Remmers G Chade Slade LB David Mayo TE Kaden Smith WR Golden Tate III LB Josiah Tauaefa RB Javorius-Buck Allen LB Devante Downs TE Scott Simonson LS Colin Holba WR De'Mari Scott	S Jabrill Peppers (T-CLE) G Kevin Zeitler (T-CLE) T Eric Smith (Claimed off waivers from NYJ) WR Cody Core (Claimed off waivers from CIN) LB Chris Peace (Claimed off of waivers from LAC) DL Leonard Williams (T-NYJ)
2018	RB Saquon Barkley (1) G Will Hernandez (2) DE Lorenzo Carter (3) DT B.J. Hill (3) DT RJ McIntosh (5) CB Sam Beal (3 Sup)	WR Cody Latimer S Michael Thomas QB Alex Tanney CB Grant Haley CB Antonio Hamilton RB Eli Penny C Spencer Pulley G Nick Gates	LB Alec Ogletree (T-LAR) P Riley Dixon (T-DEN)
2017	TE Evan Engram (1) DL Dalvin Tomlinson (2) RB Wayne Gallman Jr. (4)	K Aldrick Rosas TE Rhett Ellison	
2016	WR Sterling Shepard (2)	CB Janoris Jenkins C Jon Halapio	
2004			QB Eli Manning (T-SD)



## 2019 PLAYER TRANSACTIONS

**JANUARY 2** - Signed **LB Jonathan Anderson**, **DE Jake Ceresna**, **WR Brittan Golden**, **DE Myles Humphrey**, **RB Robert Martin**, **LS Taybor Pepper**, **T Victor Salako**, **T Jylan Ware** and **DB Ronald Zamort** to Reserve/Future contracts.

---

**JANUARY 14** - Signed **DE Avery Moss** and **G Chad Slade** to Reserve/Futures contracts.

---

**JANUARY 17** - Signed **DB Michael Hunter** to Reserve/Future contract.

---

**FEBRUARY 2** - **LB Connor Barwin** was contract terminated.

---

**FEBRUARY 19** - Signed **TE Scott Simonson**.

---

**MARCH 4** - Signed **QB Alex Tanney**.

---

**MARCH 7** - Re-signed **K Aldrick Rosas** (Exclusive Rights Signing).

---

**MARCH 8** - Re-signed **C Jon Halapio** (Exclusive Rights Signing).

---

**MARCH 11** - Re-signed **C Spencer Pulley**.

---

**MARCH 12** - Re-signed **FB Eli Penny**.

---

**MARCH 13** - Signed **S Antoine Bethea**, acquired **S Jabrill Peppers** and **G Kevin Zeitler** via trade and traded **WR Odell Beckham Jr** and **DE Olivier Vernon**.

---

**MARCH 15** - Signed **WR Golden Tate II**, **LB Markus Golden**, **DB Antonio Hamilton** and **DL Olsen Pierre**.

---

**MARCH 19** - Re-signed **LS Zak DeOssie** and signed **WR Bennie Fowler III** and **CB Tony Lippett**.

---

**MARCH 20** - Re-signed **LB Nate Stupar**.

---

**March 22** - Re-signed **WR Cody Latimer**.

---

**APRIL 4** - **WR Quadree Henderson** was waived.

---

**APRIL 11** - Signed **CB Henre' Toliver**.

---

**APRIL 15** - Signed **WR Sterling Shepard** to a contract extension (Renegotiated Contract) and signed **WR Russell Shepard**.

---

**MAY 2** - Signed **T Paul Adams**, **LB Jake Carlock**, **TE C.J. Conrad**, **QB Eric Dungey**, **DE Jeremaih Harris**, **DE Nate Harvey**, **RB Jon Hilliman**, **LB Mark McLaurin**, **C James O'Hagan**, **LB Josiah Tavaeafa**, **DB Jacob Thieneman**, **WR Alex Wesley**, **WR Reggie White Jr.**, **T George Asafo-Adjei** (Selection List Signing), **DB Julian Love** (Selection List Signing), **DL Chris Slayton** (Selection List Signing) and waived **WR Jawill Davis**.

---

**MAY 3** - Waived **T Jylan Ware**.

---

**MAY 5** - Signed **DB Tenny Adewusi**, **P Ryan Anderson**, **DE Alex Jenkins** and placed **DE Nate Harvey** on reserve/injured.

---

**MAY 6** - **LB Ukeme Eligwe**, **DL Myles Humphrey**, **DB Michael Hunter** were waived. Signed **G Austin Droogsma**.

---

**May 8** - Signed **RB Rod Smith**.

---

**MAY 9** - **RB Robert Martin** was waived.

---

**MAY 13** - Signed **LB Ryan Connolly** (Selection List Signing), **WR Darius Slayton** (Selection List Signing) and **DL John Jenkins**.





## 2019 PLAYER TRANSACTIONS

**MAY 14** - Signed **T Mike Remmers** and **DE Freedom Akinmoladun**. Waived **K Joey Slye** and **DB Jacob Thieneman**.

---

**MAY 16** - Signed **CB Corey Ballentine** (Selection List Signing).

---

**JUNE 4** - Signed **LB Keion Adams** and waived **LB Jeremiah Harris**.

---

**JUNE 14** - Signed **DL Dexter Lawrence II** (Selection List Signing) and **CB DeAndre Baker** (Selection List Signing).

---

**JULY 22** - Signed **QB Daniel Jones** (Selection List Signing) and **LB Oshane Ximines** (Selection List Signing).

---

**JULY 24** - **TE Eric Dungey** was waived. Signed **TE Isaiah Searight** and released **DB Tony Lippett**. **DB Kamrin Moore** was placed on Commissioner's Exemption List. Signed **K Joey Slye**, claimed **WR Da'Mari Scott** (From BUF) and placed **WR Alex Wesley** on Physically Unable to Perform (PUP).

---

**JULY 27** - **WR Corey Coleman** was placed on Reserve/Injured. **K Joey Slye** waived, signed **WR Amba Etta-Tawo** and **WR TJ Jones**. **LB Mark McLaurin** was placed on Reserve/Injured.

---

**AUGUST 5** - Signed **DE Terrence Fede** and waived **DE Alex Jenkins**. Claimed **LB Joey Alfieri** off waivers (From PHI). Signed **G Malcolm Bunche** and waived **G Austin Droogsma**.

---

**AUGUST 13** - **WR Amba Etta-Tawo** was placed on Reserve/Injured. Signed **TE Jake Powell** and placed **TE Isaiah Searight** on Reserve/Injured.

---

**AUGUST 14** - Signed **CB Terrell Sinkfield Jr.**, waived **P Ryan Anderson** and claimed **P Johnny Townsend** off waivers (From OAK).

---

**AUGUST 21** - Waived **WR Da'Mari Scott**.

---

**AUGUST 31** - Released **DL John Jenkins**, **QB Kyle Lauletta**, **DL Avery Moss**, **DL Terrence Fede**, **LS Taybor Pepper**, **CB Henne' Toliver**, **S Tenny Adewusi**, **G Malcolm Bunche**, **P Johnny Townsend**, **T Paul Adams**, **S Kamrin Moore**, **C Evan Brown**, **DL Chris Slayton**, **LB Josiah Tavaeafa**, **TE C.J. Conrad**, **LB Jake Carlock**, **WR Reggie White Jr.**, **DL Freedom Akinmoladun**, **RB Jon Hilliman**, **CB Terrell Sinkfield Jr.**, **TE Jake Powell**, **C James O'Hagan**, **DL Jake Ceresna** and **LB Joey Alfieri**. Placed **T George Asafo-Adjei**, **TE Scott Simonson**, **S Kenny Ladler**, **RB Rod Smith**, **WR Alex Wesley**, **T Chad Wheeler**, **LB Jonathan Anderson**, **WR Brittan Golden**, **CB Ronald Zamort**, **LB Keion Adams** and **T Victor Salako** on Injured/Reserve.

---

**SEPTEMBER 1** - Claimed **WR Cody Core** and **T Eric Smith** off waivers. Waived **T Brian Mihalik** and **WR Alonzo Russell**. Signed **TE Eric Tomlinson** and placed **CB Sam Beal** on Injured/Reserve. Signed **DE Freedom Akinmoladun**, **OL Evan Brown**, **LB Jake Carlock**, **TE C.J. Conrad**, **RB Jon Hilliman**, **DL Chris Slayton**, **LB Josiah Tavaeafa** and **WR Reggie White Jr.** to the practice squad.

---

**SEPTEMBER 2** - Traded **LB B.J. Goodson** and signed **LB David Mayo**. Signed **CB Corn Elder** and **WR David Sills** to the practice squad.

---

**SEPTEMBER 5** - **CB Henne' Toliver**, **CB Ronald Zamort** and **S Kenny Ladler** were waived (Injury Settlement).

---

**SEPTEMBER 6** - **LB Nate Stupar** was waived.

---

**SEPTEMBER 9** - **LB Jonathan Anderson**, **WR Brittan Golden** and **T Chad Wheeler** were waived (Injury Settlement). Awarded **OLB Tuzar Skipper** off waivers from the Pittsburgh Steelers.

---

**SEPTEMBER 10** - **T Victor Salako**, **TE Scott Simonson** and **RB Rod Smith** were waived (Injury Settlement).

---

**SEPTEMBER 11** - **WR Alex Wesley** was waived (Injury Settlement). **LB Kareem Martin** was placed on injured/reserve and **WR TJ Jones** was signed as a free agent.



## 2019 PLAYER TRANSACTIONS

**SEPTEMBER 16 - RB Paul Perkins** was waived and **TE Kaden Smith** was claimed off waivers from San Francisco.

---

**SEPTEMBER 17 - TE C.J. Conrad** was waived from the practice squad.

---

**SEPTEMBER 18 - RB Austin Walter** was signed to the practice squad.

---

**SEPTEMBER 24 - TE Eric Tomlinson** was waived and **LB Nate Stupar** was signed.

---

**SEPTEMBER 26 - WR Russell Shepard** was placed on injured and **RB Jon Hilliman** was signed to the active roster from the Giants practice squad.

---

**SEPTEMBER 30 - WR Golden Tate III** suspension ended. He was placed on the "Exempt/Commissioner Permission" list. **LB Ryan Connely** was placed on Injured/Reserve and **LB Chris Peace** was claimed off of waivers from the Los Angeles Chargers.

---

**OCTOBER 1 - WR TJ Jones** and **WR Bennie Fowler III** were released. **WR Golden Tate III** was added to the active roster from the Exempt/Commissioner Permissions list and **LB Josiah Tavaeafa** was added to the active roster from the Giants practice squad. **WR Da'Mari Scott** and **LB Devante Downs** were signed to the practice squad.

---

**OCTOBER 10 - QB Alex Tanney** was waived and **RB Austin Walter** was signed to the active roster from the Giants practice squad.

---

**OCTOBER 11 - Signed QB Alex Tanney** and Javorius-Buck Allen. Waived **RB Austin Walter** and RB Jon Hilliman.

---

**OCTOBER 14 - Signed WR Bennie Fowler III** and released **LB Nate Stupar**. Signed **RB Jon Hilliman** to the practice squad.

---

**OCTOBER 16 - CB Sam Beal -- Designated for Return.**

---

**OCTOBER 21 - LB Keion Adams** was waived from Reserve/Injured.

---

**OCTOBER 22 - TE Garrett Dickerson** was waived and **LB Devante Downs** was added to the active roster from the Giants practice squad. **LB Tuzar Skipper** was waived and **SLB Deone Bucannon** was signed as a free agent.

---

**OCTOBER 23 - LB Tuzar Skipper** was signed to the Giants practice squad.

---

**OCTOBER 29 - Acquired DL Leonard Williams** via trade from the New York Jets and waived **LB Tae Davis**. **LB Jake Carlock** was waived from the Giants practice squad.

---

**OCTOBER 31 - P Sean Smith** was signed to the Giants practice squad.

---

**NOVEMBER 5 - CB Sam Beal** was activated from Reserve/Injured and **S Sean Chandler** was waived. **P Sam Smith** was cut from the Giants practice squad.

---

**NOVEMBER 6 - Signed S Sean Chandler** to practice squad.

---

**NOVEMBER 9 - DL Olsen Pierre** was waived and **OL Evan Brown** was signed to the active roster from the Giants practice squad.

---

**NOVEMBER 11 - OL Evan Brown** was waived and **CB Corn Elder** was signed to the Panthers active roster from the Giants practice squad.

---

**NOVEMBER 12 - Signed TE Scott Simonson**. **LB Freedom Akinmoladun** and **WR Reggie White Jr.** were waived from the Giants practice squad. **WR Alex Bachman**, **TE Garrett Dickerson**, **LS Colin Holba** and **OL Evan Brown** were signed to the practice squad.

---

**NOVEMBER 20 - LB Tuzar Skipper** was signed to the Steelers active roster from the Giants practice squad. Signed **CB Derrick Baity**.



## 2019 PLAYER TRANSACTIONS

**NOVEMBER 26** - **WR Bennie Fowler III** was waived.

---

**NOVEMBER 27** - **WR De'Mari Scott** was signed to the active roster from the Giants practice squad. **WR Reggie White Jr.** was signed to the Giants practice squad.



## 2019 PLAYERS BY POSITION

**HEAD COACH:** Pat Shurmur

**OFFENSIVE COORDINATOR:** MIKE SHULA

**QUARTERBACKS (3):**

No	Name	Pos	HT	WT	Exp	College
3	Tanney, Alex	QB	6-4	220	5	Monmouth (IL)
8	Jones, Daniel	QB	6-5	220	R	Duke
10	Manning, Eli	QB	6-5	220	16	Ole Miss

**RUNNING BACKS (4):** Craig Johnson

No	Name	Pos	HT	WT	Exp	College
22	Gallman Jr., Wayne	RB	6-0	210	3	Clemson
26	Barkley, Saquon	RB	6-0	230	2	Penn State
37	Allen, Javorius-Buck	RB	6-0	218	5	USC
39	Penny, Eli	RB	6-1	250	3	Idaho

**WIDE RECEIVERS (6):** Tyke Tolbert

No	Name	Pos	HT	WT	Exp	College
12	Latimer, Cody	WR	6-3	222	6	Indiana
15	Tate III, Gliden	WR	5-11	191	10	Notre Dame
17	Core, Cody	WR	6-3	205	4	Ole Miss
18	Scott, Da'Mari	WR	6-0	205	1	Fresno State
86	Slayton, Darius	WR	6-1	194	R	Auburn
87	Shepard, Sterling	WR	5-10	203	3	Oklahoma

**TIGHT ENDS (4):** Lunda Wells

No	Name	Pos	HT	WT	Exp	College
82	Smith, Kaden	TE	6-5	249	R	Stanford
83	Simonsen, Scott	TE	6-5	261	6	Assumption
85	Ellison, Rhett	TE	6-5	255	8	USC
88	Engram, Evan	TE	6-3	240	3	Ole Miss

**OFFENSIVE LINE (9):** Hal Hunter

No	Name	Pos	HT	WT	Exp	College
62	Slade, Chad	G	6-5	315	2	Auburn
65	Gates, Nick	G	6-6	318	1	Nebraska
70	Zeitler, Kevin	G	6-4	330	8	Wisconsin
71	Hernandez, Will	G	6-3	332	2	UTEP
74	Remmers, Mike	T	6-5	308	7	Oregon State
75	Halapio, Jon	C	6-4	315	3	Florida
76	Solder, Nate	T	6-9	316	9	Colorado
77	Pulley, Spencer	C	6-4	309	4	Vanderbilt
79	Smith, Eric	T	6-4	308	2	Virginia



## 2019 PLAYERS BY POSITION

### DEFENSIVE COORDINATOR: JAMES BETTCHER

#### DEFENSIVE LINE (5): Gary Emanuel

No	Name	Pos	HT	WT	Exp	College
90	McIntosh, RJ	DL	6-5	293	2	Miami (FL)
94	Tomlinson, Dalvin	DL	6-3	319	3	Alabama
95	Hill, B.J.	DL	6-3	310	2	N.C. State
97	Lawrence II, Dexter	DL	6-4	342	R	Clemson
99	Williams, Leonard	DL	6-5	302	5	USC

#### LINEBACKERS (4): Bill McGovern

No	Name	Pos	HT	WT	Exp	College
47	Ogletree, Alec	LB	6-3	250	7	Georgia
48	Tavaeta, Josiah	LB	6-1	232	R	Texas-San Antonio
52	Downs, Devante	LB	6-2	252	2	California
55	Mayo, David	LB	6-2	240	5	Texas State

#### OUTSIDE LINEBACKERS (5): Mike Dawson

29	Bucannon, Deone	LB	6-1	211	6	Washington State
43	Peace, Chris	LB	6-2	238	R	Virginia
44	Golden, Markus	LB	6-3	259	5	Missouri
53	Ximines, Oshane	LB	6-4	254	R	Old Dominion
59	Carter, Lorenzo	LB	6-5	255	2	Georgia

#### DEFENSIVE BACKS (10): Everett Withers

No	Name	Pos	HT	WT	Exp	College
20	Jenkins, Janoris	CB	5-10	190	8	North Alabama
21	Peppers, Jabrill	S	5-11	215	3	Michigan
23	Beal, Sam	CB	6-1	192	1	Western Michigan
24	Love, Julian	CB	5-11	195	R	Notre Dame
25	Ballentine, Corey	CB	6-0	191	R	Washburn
27	Baker, DeAndre	CB	5-11	189	R	Georgia
30	Hamilton, Antonio	CB	6-0	195	4	South Carolina State
31	Thomas, Michael	S	5-10	195	6	Stanford
34	Haley, Grant	CB	5-9	191	2	Penn State
36	Chandler, Sean	S	5-10	200	R	Temple
41	Bethea, Antoine	S	5-11	201	14	Howard

### SPECIAL TEAMS COORDINATOR: THOMAS MCGAUGHEY

#### SPECIALISTS (3): Anthony Blevins & Tom Quinn

No	Name	Pos	HT	WT	Exp	College
2	Rosas, Aldrick	K	6-3	233	3	Southern Oregon
9	Dixon, Riley	P	6-5	226	4	Syracuse
69	Halba, Colin	LS	6-4	255	3	Louisville



**6-0 | 218**  **5TH YEAR**

**HOMETOWN:** TALLAHASSEE, FL  
**HIGH SCHOOL:** LINCOLN



**COLLEGE:** USC (2011-14)



## COLLEGE CAREER

- Played in 30 games with 17 starts during his career at USC posting 2,306 rushing yards and 25 touchdowns on 417 carries
- Added 63 receptions for 710 yards and 2 touchdowns
- As a redshirt junior in 2014, earned first-team all-conference and third-team All-American honors

## RAVENS RUSHING LEADERS

2017 SEASON

973	ALEX COLLINS
591	JAVORIUS ALLEN
138	TERRANCE WEST
56	DANNY WOODHEAD
54	JOE FLACCO

## PERSONAL

- Graduated with a degree in sociology
- Nickname is "Buck"
- Attended Lincoln (Tallahassee, Fla.) HS, where he was named an ESPNU Top 150, SuperPrep All-Dixie honoree and PrepStar All-Southeast choice as a senior
- Ran for more than 1,500 yards as a senior in 2010, leading Lincoln HS to the Florida state Class 4A title

## AT A GLANCE

Javorius-Buck Allen was originally selected by the Ravens in the fourth round (125th overall) of the 2015 NFL Draft out of Southern California. On Oct. 11, 2019, he was signed by the Giants as a free agent. Allen spent the first 4 seasons of his career in Baltimore, where he played in 54 total games and finished his tenure with 1,249 yards rushing yards and 814 receiving yards with 6 starts.

## CAREER HIGHLIGHTS

### In 2019:

- Made his Giants debut vs. Arizona (10/20)
- Had his first carry of the season, for 4 yards, vs. Green Bay (12/1)

### In 2018:

- Played in 14 games for the Ravens and ran for 110 yards while scoring 3 touchdowns
- Led the Ravens running backs in receiving with 35 grabs for 196 yards and 2 touchdowns

### In 2017:

- Played in all 16 games and produced a career-high 591 rushing yards and 4 touchdowns on the ground and a career-best 46 grabs for 250 yards and 2 touchdowns through the air to help the Ravens produce the NFL's 9th-ranked scoring attack

### As a rookie in 2015:

- Played in all 16 games with 6 starts in rookie campaign with the Ravens
- Posted 514 rushing yards and 1 touchdown on 137 carries
- Added 353 receiving yards and 2 touchdowns on 45 receptions
- Helped the Ravens produce the second-most total net yards (5,749) in team history and set a single-season franchise record 4,271 net passing yards

## RAVENS RECEPTIONS LEADERS

2018 SEASON

WILLIE SNEAD IV	62
MICHAEL CRABTREE	54
JOHN BROWN	42
JAVORIUS ALLEN	35
MARK ANDREWS	34



## ALLEN'S CAREER TOTALS

REGULAR SEASON			RUSHING					RECEIVING						SCRIM YDS
YEAR	GP	GS	ATT	YDS	AVG	LG	TD	NO	YDS	AVG	LG	TD		
2015 BAL	16	6	137	514	3.8	44	1	45	353	7.8	41†	2	867	
2016 BAL	8	0	9	34	3.8	7	0	3	15	5.0	8	0	49	
2017 BAL	16	0	153	591	3.9	37	4	46	250	5.4	20	2	841	
2018 BAL	14	0	41	110	2.7	17	3	35	196	5.6	17	2	306	
2019 NYG	6	0	1	4	4.0	4	0	0	0	0.0	0	0	4	
Totals	60	6	341	1,253	3.7	44	8	129	814	6.3	41†	6	2,067	

Additional Statistics: 2016 -- 1 blocked punt; 2017 -- 8 special teams tackles; 2018 -- 3 special teams tackles.

Single-Game Highs: Rushing Attempts -- 22 (vs. St. Louis Rams, 11/22/15); Rushing Yards -- 77 (vs. Pittsburgh, 10/11/15); Rushing Touchdowns -- 2 (at Pittsburgh, 12/10/17); Receptions -- 12 (at Miami, 12/6/15); Receiving Yards -- 107 (at Miami, 12/6/15); Receiving Touchdowns -- 1 (6 times); Yards From Scrimmage -- 170 (at Miami, 12/6/15).

POSTSEASON			RUSHING					RECEIVING						SCRIM YDS
YEAR	GP	GS	ATT	YDS	AVG	LG	TD	NO	YDS	AVG	LG	TD		
2018 BAL	1	0	0	0	0.0	0	0	0	0	0.0	0	0	0	
Totals	1	0	0	0	0.0	0	0	0	0	0.0	0	0	0	

## ALLEN'S 2019 GAME-BY-GAME STATISTICS

RUSHING							RECEIVING						SCRIM YDS
DATE	OPP	ATT	YDS	AVG	LG	TD	NO	YDS	AVG	LG	TD		
9/8	@DAL	N/A											
9/15	BUF	N/A											
9/22	@TB	N/A											
9/29	WAS	N/A											
10/6	MIN	N/A											
10/10	@NE	N/A											
10/20	ARI	0	0	0.0	0	0	0	0	0.0	0	0	0	
10/27	@DET	0	0	0.0	0	0	0	0	0.0	0	0	0	
11/4	DAL	0	0	0.0	0	0	0	0	0.0	0	0	0	
11/10	@NYJ	0	0	0.0	0	0	0	0	0.0	0	0	0	
11/24	@CHI	0	0	0.0	0	0	0	0	0.0	0	0	0	
12/1	GB	1	4	4.0	4	0	0	0	0.0	0	0	4	
12/9	@PHI												
12/15	MIA												
12/22	@WAS												
12/29	PHI												
TOTALS		1	4	4.0	4	0	0	0	0.0	0	0	4	

5-11 | 189 ROOKIE

HOMETOWN: MIAMI, FL  
HIGH SCHOOL: NORTHWESTERN



COLLEGE: GEORGIA (2015-18)



## BULLDOG STAT LEADER IN 2018

10	PASSES DEFENSED
81	INTERCEPTION RETURN YARDS

## COLLEGE CAREER TOTALS

	GP	GS	T	A	TOT	TFL	SK	Int	Yds	Avg	PD	FF	FR
2015	11	0	1	0	1	0.0	0.0	0	0	0	0	0	0
2016	12	7	21	10	31	1.0	1.0	2	27	13.5	5	1	1
2017	15	14	30	14	44	1.0	0.0	3	37	12.3	9	0	0
2018	13	13	31	9	40	2.0	0.0	2	81	40.5	10	1	0
Totals	51	34	83	33	116	4.0	1.0	7	145	20.7	23	2	1

## 2019 HIGHLIGHTS

- DeAndre Baker has started 11 games for the Giants this season. He is 1 of 8 Giants 2019 draft choices to start a game this season, joining fellow 1st-rounders Daniel Jones and Dexter Lawrence II, 3rd-rounder Oshane Ximines, 4th-rounder Julian Love, 5th-rounders Ryan Connelly and Darius Slayton, and 6th-rounder Corey Ballentine.

- Baker led the team in tackles for the first time with 8 (7 solo) at Detroit (10/27).

## AT A GLANCE

DeAndre Baker was originally a first round (30th pick overall) draft choice by the Giants in 2019. In 4 seasons at Georgia, Baker played in 51 games with 34 starts at right cornerback. Career totals included 116 tackles (83 solo), 7 interceptions returned for 145 yards (20.7-yard avg.), 24 pass breakups, 4 tackles for loss, 1.0 sack, 2 forced fumbles and 1 fumble recovery. In 2018, Baker received the Jim Thorpe Award, an award given annually to the nation's best defensive back. He was a semifinalist for the Chuck Bednarik Award, and was selected first-team All-America by the AP, ESPN.com, American Football Coaches Association, SI.com, and Walter Camp.

## PERSONAL

- Business major at Georgia
- Recipient of the Gordon and Sharon Teel Football Scholarship
- Recorded 1 tackle in the 2015 U.S. Army All-American Bowl
- Helped Northwestern High School (Miami, FL) to the playoffs in 2014
- In addition to breaking up 11 passes on defense, he caught 32 passes as a split end that season in 2014
- All-state track and field performer in the 200- and 400-meter dash during his junior year in high school
- All-American sprinter who participated in the 4X400 relay race on the 2nd leg in 2014

## COLLEGE AWARDS AND HONORS



2018 JIM THORPE AWARD

AP

2018 AP  
FIRST-TEAM  
ALL-AMERICA



FEEL THE PRIDE

## BAKER'S CAREER TOTALS

### REGULAR SEASON

REGULAR SEASON				TACKLES						INTERCEPTIONS				
YEAR	GP	GS	T	A	TOT	PD	SKS	FF	FR	NO	YDS	AVG	LG	TD
2019 NYG	12	11	35	9	44	3	0.0	0	0	0	0	0.0	0	0
Totals	12	11	35	9	44	3	0.0	0	0	0	0	0.0	0	0

Additional Statistics: 2019 -- 1 tackle for loss.

## BAKER'S 2019 GAME-BY-GAME TOTALS

DATE	OPP	TACKLES					INTERCEPTIONS						
		T	A	TOT	PD	SKS	FF	FR	NO	YDS	AVG	LG	TD
9/8	@DAL	1	1	2	0	0.0	0	0	0	0	0.0	0	0
9/15	BUF	3	0	3	0	0.0	0	0	0	0	0.0	0	0
9/22	@TB	4	3	7	0	0.0	0	0	0	0	0.0	0	0
9/29	WAS	2	0	2	0	0.0	0	0	0	0	0.0	0	0
10/6	MIN	1	2	3	1	0.0	0	0	0	0	0.0	0	0
10/10	@NE	4	0	4	0	0.0	0	0	0	0	0.0	0	0
10/20	ARI	4	0	4	1	0.0	0	0	0	0	0.0	0	0
10/27	@DET	7	1	8	0	0.0	0	0	0	0	0.0	0	0
11/4	DAL	4	1	5	1	0.0	0	0	0	0	0.0	0	0
11/10	@NYJ	0	1	1	0	0.0	0	0	0	0	0.0	0	0
11/24	@CHI	1	0	1	0	0.0	0	0	0	0	0.0	0	0
12/1	GB	4	0	4	0	0.0	0	0	0	0	0.0	0	0
12/9	@PHI												
12/15	MIA												
12/22	@WAS												
12/29	PHI												
<b>Totals</b>		<b>35</b>	<b>9</b>	<b>44</b>	<b>3</b>	<b>0.0</b>	<b>0</b>	<b>0</b>	<b>0</b>	<b>0</b>	<b>0.0</b>	<b>0</b>	<b>0</b>

Additional Statistics: 1 tackle for loss at Chicago (11/24).

**6-0 | 191**  **ROOKIE**

**HOMETOWN: TOPEKA, KS**

**HIGH SCHOOL: SHAWNEE HEIGHTS**



**COLLEGE: WASHBURN (2015-19)**



**WASHBURN KICKOFF RETURN AVG.**  
**ALL-TIME LEADERS**

<b>30.6</b>	<b>COREY BALLENTINE (2018)</b>
<b>28.6</b>	<b>CARY WILLIAMS (2007)</b>
<b>28.0</b>	<b>MIKE DOUPITAN (28.00)</b>
<b>27.8</b>	<b>JAIME MYERS (2013)</b>
<b>26.4</b>	<b>JAMES BRANIA-HOPP (2018)</b>

## 2019 HIGHLIGHTS

- Ballentine had a 52-yard kickoff return in the second quarter vs. Minnesota (10/6). It was the longest return by a Giants player since Oct. 25, 2015, when Dwayne Harris scored a touchdown on a 100-yard runback vs. Dallas.
- Prior to being inactive for 2 games with a concussion, Ballentine ranked 3rd in the NFL in kickoff return average (26.3) through the first 6 weeks of the 2019 season.
- Made his first start on defense at the Jets (11/10) and registered 2 solo tackles.
- Led the team with a career-high 9 tackles (8 solo) at Chicago (11/24).

## AT A GLANCE

**Corey Ballentine** was originally a 6th round (180th pick overall) draft choice by the Giants in 2019. He played in 46 games with 29 starts in 4 seasons at Washburn. His career totals included 186 tackles (113 solo), 10.0 tackles for loss, 5 interceptions, 21 passes defended, 4 forced fumbles, and 3 fumble recoveries. Ballentine finished his career 2nd in school history with 4 blocked kicks and his 24.8-yard kickoff average ranks 5th all-time. In 2018, Ballentine was named the Cliff Harris Award winner as the small college defensive player of the year. He was selected 2nd-team All-America by the American Football Coaches Association and first-team all-MIAA at defensive back and third team as a return specialist.

## PERSONAL

- Business major at Washburn
- Ballentine was a standout member of the track and field team at Washburn, where he owns the school record in the indoor 60m (6.91), and indoor 200m (22.18)
- He recorded the 9 fastest times in the 60m in school history and the 6 fastest times in the indoor 200m
- Holds school record in the outdoor 100m (10.51), and outdoor 200m (21.25)
- Finished 5th at the Kansas Relays in the 100m dash and he has 3 of the top 5 times in the 60m dash in school history
- A 2-sport star at Shawnee Heights High School in Topeka, Kansas, Ballentine played football for just 2 seasons
- Was part of the state champion 4x400m relay team and finished 2nd in the 4x100m relay team in the state meet as a junior
- As a sophomore was part of the state championship 4x400m relay team

## COLLEGE HONORS AND AWARDS



**2018 CLIFF HARRIS AWARD**



FEEL THE PRIDE

## BALLENTINE'S CAREER TOTALS

REGULAR SEASON				TACKLES						INTERCEPTIONS					
YEAR	GP	GS	T	A	TOT	PD	SKS	FF	FR	NO	YDS	AVG	LG	TD	
2019 NYG	10	2	15	2	17	1	0.0	0	0	0	0	0.0	0	0	
Totals	10	2	15	2	17	1	0.0	0	0	0	0	0.0	0	0	

Additional Statistics: 2019 -- 1 quarterback hit, 1 special teams tackle.

Single-Game Highs: Kickoff Returns -- 2 (4 times); Kickoff Return Yards -- 76 (vs. Minnesota, 10/6/19).

## BALLENTINE'S 2019 GAME-BY-GAME TOTALS

DATE	OPP	TACKLES					INTERCEPTIONS						
		T	A	TOT	PD	SKS	FF	FR	NO	YDS	AVG	LG	TD
9/8	@DAL	0	0	0	0	0.0	0	0	0	0	0.0	0	0
9/15	BUF	0	0	0	0	0.0	0	0	0	0	0.0	0	0
9/22	@TB	0	0	0	0	0.0	0	0	0	0	0.0	0	0
9/29	WAS	0	0	0	0	0.0	0	0	0	0	0.0	0	0
10/6	MIN	0	0	0	0	0.0	0	0	0	0	0.0	0	0
10/10	@NE	0	0	0	0	0.0	0	0	0	0	0.0	0	0
10/20	ARI	Inactive											
10/27	@DET	Inactive											
11/4	DAL	3	1	4	1	0.0	0	0	0	0	0.0	0	0
11/10	@NYJ	2	0	2	0	0.0	0	0	0	0	0.0	0	0
11/24	@CHI	8	1	9	0	0.0	0	0	0	0	0.0	0	0
12/1	GB	2	0	2	0	0.0	0	0	0	0	0.0	0	0
12/9	@PHI												
12/15	MIA												
12/22	@WAS												
12/29	PHI												
Totals		15	2	17	1	0.0	0	0	0	0	0.0	0	0

Additional Statistics: 1 quarterback hit vs. Dallas (11/4); 1 special teams tackle vs. Green Bay (12/1).



KICKOFF RETURNS						
DATE	OPP	NO	YDS	AVG	LG	TD
9/8	@DAL	2	46	23.0	28	0
9/15	BUF	2	40	20.0	23	0
9/22	@TB	1	22	22.0	22	0
9/29	WAS	0	0	0.0	0	0
10/6	MIN	2	76	38.0	52	0
10/10	@NE	2	53	26.5	29	0
10/20	ARI	Inactive				
10/27	@DET	Inactive				
11/4	DAL	0	0	0.0	0	0
11/10	@NYJ	1	19	19	19	0
11/24	@CHI	0	0	0.0	0	0
12/1	GB	0	0	0.0	0	0
12/9	@PHI					
12/15	MIA					
12/22	@WAS					
12/29	PHI					
Totals		10	256	25.6	52	0

**6-0 | 232**  **2ND YEAR**

**HOMETOWN:** COPLAY, PA  
**HIGH SCHOOL:** WHITEHALL



**COLLEGE:** PENN STATE (2015-17)



## MOST SINGLE-SEASON RUSHING YARDS BY A ROOKIE IN GIANTS HISTORY

1,307	SAQUON BARKLEY (2018)
830	TUFFY LEEMANS (1936)
770	RON DAYNE (2000)
721	ANDRE WILLIAMS (2014)
703	EDDIE PRICE (1950)

## 2019 HIGHLIGHTS

- Barkley is currently the team's leading rusher with 544 yards on 137 carries, a 4.0-yard average.

- Barkley's 143 yards from scrimmage at Detroit (10/27) increased his career total to 2,562. He is the 6th player since 1950 to reach 2,500 scrimmage yards in his first 21 games or less, joining Edgerrin James, Eric Dickerson, Ezekiel Elliott, Billy Sims and Otis Anderson.

- Against Green Bay (12/1), Barkley reached 1,000 career receiving yards as his 32 yards brought his total to 1,012.

## MOST YARDS FROM SCRIMMAGE IN FIRST 21 CAREER GAMES SINCE 1950

2,796	EDGERRIN JAMES
2,782	ERIC DICKERSON
2,740	EZEKIEL ELLIOTT
2,562	SAQUON BARKLEY
2,559	BILLY SIMS

## PERSONAL

- Was born in Bronx, NY

- Has a daughter, Jada Clare Barkley

- Son of Alibay Barkley and Tonya Johnson

- Has 2 brothers, Rashard Johnson and Ali Barkley, and 2 sisters, Shaquona and Aliyah Barkley

- Great uncle is former WBC middleweight champion Iran Barkley

## AT A GLANCE

**Saquon Barkley** was originally a first-round (2nd pick overall) draft choice by the Giants in 2018. Barkley had the greatest rookie season in Giants history, one that was capped when he was named the Offensive Rookie of the Year. He was the first rookie running back in Giants history to start every game, and finished the season with 261 rushing attempts for 1,307 yards (5.0-yard avg.) and 11 touchdowns, and 91 catches for 721 yards (7.9-yard avg.) and 4 scores. Except for the receiving touchdowns, all were team-high totals, and he led the NFL with his 2,028 yards from scrimmage. Following his record-setting regular season performance, Barkley was selected to the Pro Bowl.

## MOST SINGLE-SEASON RECEPTIONS BY A ROOKIE RUNNING BACK IN NFL HISTORY

91	SAQUON BARKLEY (2018)
88	REGGIE BUSH (2006)
83	EARL COOPER (1983)
81	ALVIN KAMARA (2017)
80	CHRISTIAN MCCAFFREY (2017)

## KEEP IT 100<sup>+</sup>

- In 2019, Barkley became the third player in Giants history to begin a season with two **100-yard rushing games**, joining Eddie Price in 1952 and Rob Carpenter in 1983.

- Barkley also became tied for 2nd all-time in the NFL with 15 games of **100+ yards from scrimmage** in the first 20 games of his career (tied with Eric Dickerson). Edgerrin James had 16 in first 20 games.

## NFL HONORS AND AWARDS



2018 ROOKIE OF THE YEAR



2018 PRO BOWL

FEEL THE PRIDE

## BARKLEY'S CAREER TOTALS

REGULAR SEASON			RUSHING					RECEIVING						SCRIM YDS
YEAR	GP	GS	ATT	YDS	AVG	LG	TD	NO	YDS	AVG	LG	TD		
2018 NYG	16	16	261	1,307	5.0	78†	11	91	721	7.9	57†	4	2,028	
2019 NYG	9	9	137	544	4.0	59	2	38	291	7.7	65	1	835	
Totals	25	25	398	1,851	4.7	78†	13	129	1,012	7.8	65	5	2,863	

Single-Game Highs: Rushing Yards -- 170 (at Washington, 12/9/18); Rushing Touchdowns -- 2 (vs. Tampa Bay, 11/18/18); Rushing Attempts -- 27 (vs. Tampa Bay, 11/18/18); Receptions -- 14 (at Dallas, 9/16/18); Receiving Yards -- 99 (vs. Philadelphia, 10/11/18); Receiving Touchdowns -- 2 (at Carolina, 10/7/18); Scrimmage Yards -- 229 (vs. Philadelphia, 10/11/18).

## BARKLEY'S 2019 GAME-BY-GAME STATISTICS

RUSHING						RECEIVING						
DATE	OPP	ATT	YDS	AVG	LG	TD	NO	YDS	AVG	LG	TD	SCRIM YDS
9/8	@DAL	11	120	10.9	59	0	4	19	4.8	9	0	139
9/15	BUF	18	107	5.9	27	1	3	28	9.3	19	0	135
9/22	@TB	8	10	1.3	6	0	4	27	6.8	19	0	37
9/29	WAS	Inactive										
10/6	MIN	Inactive										
10/10	@NE	Inactive										
10/20	ARI	18	72	4.0	20	1	3	8	2.7	10	0	80
10/27	@DET	19	64	3.4	13	0	8	79	9.9	38	1	143
11/4	DAL	14	28	2.0	8	0	6	67	11.2	65	0	95
11/10	@NYJ	13	1	0.1	3	0	5	30	6.0	22	0	31
11/24	@CHI	17	59	3.5	22	0	2	1	0.5	1	0	60
12/1	GB	19	83	4.4	16	0	3	32	10.7	27	0	115
12/9	@PHI											
12/15	MIA											
12/22	@WAS											
12/29	PHI											
TOTALS		137	544	4.0	59	2	38	291	7.7	65	1	835

**6-1 | 192**  **2ND YEAR**

**HOMETOWN: GRAND RAPIDS, MI**  
**HIGH SCHOOL: OTTAWA HILLS**



**COLLEGE: WESTERN MICHIGAN**  
**[2015-17]**



## COLLEGE CAREER

**As a junior in 2017:**

- Named Second Team All-MAC Defense

- Beal started all 11 games in which he played and had 26 tackles (17 solo), a career-high 12 pass breakups, and both of his career interceptions

- His first pick was in the season opener at USC (9/2). The quarterback whose pass he intercepted was Sam Darnold, the 3rd overall selection of the 2018 draft.

## 2019 HIGHLIGHTS

- Played in his first career NFL game at the Jets (11/10) and recorded one solo tackle
- Played extensively at right cornerback at Chicago (11/24), but did not have a tackle

## PERSONAL

- Sports medicine major
- Son of Ayanna and Samuel Beal, Sr
- Sisters are Chantae and Essence
- Track and football star at Ottawa Hills High School
- Four-time All-American in track and field
- Placed third in both 100-meter and 200-meter dashes at the Michigan State Championship in 2013

## AT A GLANCE

**Sam Beal** was originally a 3rd round selection by the Giants in the 2018 NFL Supplemental Draft. As a rookie in 2018, he underwent shoulder surgery and was placed on season-ending injured reserve on July 29. Beal played in 37 games with 23 starts in 3 seasons at Western Michigan. His career totals included 96 tackles (68 solo), 2 interceptions, 21 passes defended, and 1 forced fumble.

## MOST PASSES DEFENSED PER GAME IN THE MAC 2017 SEASON

BRADD ELLIS (OHIO)	1.62
CLINT STEPHENS (BGSU)	1.22
JOSH MILLER (BALL)	1.17
SAM BEAL (WMU)	1.09
JAMAL PARKER (KENT)	1.09

## OFF-THE-FIELD ACTIVITY

- Attended the 2019 Giants Draft Party, thanking season ticket holders for their support and celebrating the new rookie draft class
- Packed 1,000+ care packages with front office staff, coaches and teammates that were donated to My Sisters' Place, a safe haven for victims of domestic violence and human trafficking
- Encouraged children attending the Free Youth Dental event known as Team Smile Event at MetLife Stadium

## WESTERN MICHIGAN PASS BREAKUPS LEADERS 2017 SEASON

SAM BEAL	10
DARIUS PHILLIPS	10
MALIK RUCKER	5
ASANTAY BROWN	3
OBIE JACKSON	3

## BEAL'S CAREER TOTALS

### REGULAR SEASON

REGULAR SEASON				TACKLES						INTERCEPTIONS					
YEAR	GP	GS	T	A	TOT	PD	SKS	FF	FR	NO	YDS	AVG	LG	TD	
2019 NYG	3	0	1	1	2	0	0.0	0	0	0	0	0.0	0	0	
Totals	3	0	1	1	2	0	0.0	0	0	0	0	0.0	0	0	

## BEAL'S 2019 GAME-BY-GAME TOTALS

DATE	OPP	T	TACKLES						INTERCEPTIONS					
			A	TOT	PD	SKS	FF	FR	NO	YDS	AVG	LG	TD	
9/8	@DAL	N/A												
9/15	BUF	N/A												
9/22	@TB	N/A												
9/29	WAS	N/A												
10/6	MIN	N/A												
10/10	@NE	N/A												
10/20	ARI	N/A												
10/27	@DET	N/A												
11/4	DAL	N/A												
11/10	@NYJ	1	0	1	0	0.0	0	0	0	0	0.0	0	0	
11/24	@CHI	0	0	0	0	0.0	0	0	0	0	0.0	0	0	
12/1	GB	0	1	1	0	0.0	0	0	0	0	0.0	0	0	
12/9	@PHI													
12/15	MIA													
12/22	@WAS													
12/29	PHI													
Totals		1	1	2	0	0.0	0	0	0	0	0.0	0	0	

5-11 | 201  14TH YEARHOMETOWN: NEWPORT NEWS, VA  
HIGH SCHOOL: DENBIGH

COLLEGE: HOWARD (2002-05)



## 2019 HIGHLIGHTS

- Bethea leads the Giants in total (80) and solo (57) tackles

- Against Arizona (10/20), Bethea played in his 200th career game and made his 191st start. He is the 36th player in NFL history whose primary position was defensive back to play 200 or more games.

- Bethea recorded the 25th interception and 7th fumble recovery of his 14-year career vs. Dallas (11/4). He was the first Giants player with an interception and a fumble recovery in the same game since Eli Apple at Pittsburgh on Dec. 4, 2016.

## PERSONAL

- Met his wife, Samantha, when they were freshman athletes at Howard University

- Completed his degree in administration of justice in May of 2011

- Lettered in both football and basketball at Denbigh High School in Newport News, Va.

- Named 2nd-team all-Peninsula District as a junior defensive back and was first-team as a senior linebacker

- Earned all-area and all-conference honors in basketball as a senior

- Inducted into the Mid-Eastern Athletic Conference (MEAC) Hall of Fame in February 2015 and the Howard University Hall of Fame in 2016

- Spent 2 years as a child in Germany, where his father, Larry, was stationed in the Army

- Has established himself as one of the NFL's leading philanthropists through work in the community and his "Safe Coverage Foundation"

- Authored the book, *Bet on Yourself: Inside the Mind of the Ultimate Underdog*, about his methods for success in the NFL



## AT A GLANCE

Antoine Bethea was originally a 6th round (207th pick overall) draft choice by the Indianapolis Colts in 2006. Bethea signed with the Giants on March 15, 2019. He has played in 205 regular-season games with 196 starts – 135 at free safety, 56 at strong safety, and 5 at other positions in the secondary in 14 seasons with Indianapolis, San Francisco, Arizona, and the Giants. His career totals include 1,495 tackles (1,019 solo), 25 interceptions, 9.5 sacks, 77 passes defended, 9 forced fumbles, and 7 fumble recoveries. Bethea's 25 interceptions place him 5th among active safeties.

MOST INTERCEPTIONS BY ACTIVE SAFETIES  
IN NFL CAREER

EARL THOMAS III	30
MIKE ADAMS	30
ERIC WEDDLE	29
DEVIN MCCOURTY	26
ANTOINE BETHEA	25

## OFF-THE-FIELD ACTIVITY

- Received the Ed Block Courage Award in 2012

- Established the Safe Coverage Foundation with a commitment to providing access and resources for students to achieve their dreams of a higher education

- Hosted annual youth football camps that are held in Virginia and Washington, D.C.

- Created a unique collection of AB41 merchandise to help raise awareness for breast cancer in support of his mother

- Hosted his annual AB41 Season of Giving where he took 10 local Arizona families on a shopping spree for the holidays

- Hosted his annual Safe Coverage Foundation College Tour where he took local high school seniors in the Newport News, Va. area to universities, including Bethea's Alma Matter, Howard University

- Joined the Vera Institute for Justice for a 2-day experiential learning visit regarding the criminal justice system and bail reform in Broome County and Tompkins County, N.Y.

## NFL HONORS AND AWARDS



2007 PRO BOWL 2009 PRO BOWL

2014 PRO BOWL

2013 & 2018 WALTER  
PAYTON MAN OF THE  
YEAR NOMINEE

FEEL THE PRIDE



## BETHEA'S CAREER TOTALS

REGULAR SEASON			TACKLES					INTERCEPTIONS					
YEAR	GP	GS	T	A	TOT	PD	FF	FR	NO	YDS	AVG	LG	TD
2006 IND	14	14	64	41	105	5	0	0	1	38	38.0	38	0
2007 IND	13	13	47	48	95	8	0	0	4	47	11.8	30	0
2008 IND	16	16	83	43	126	4	0	1	2	0	0.0	0	0
2009 IND	16	16	75	45	120	5	2	1	4	19	4.8	19	0
2010 IND	16	16	77	29	106	5	1	0	1	31	31.0	31	0
2011 IND	16	16	80	59	139	7	2	1	0	0	0.0	0	0
2012 IND	16	16	83	40	123	7	0	0	0	0	0.0	0	0
2013 IND	16	16	80	30	110	6	0	1	2	48	24.0	46	0
2014 SF	16	16	85	36	121	10	1	0	4	71	17.8	49T	1
2015 SF	7	7	45	11	56	2	0	0	0	0	0.0	0	0
2016 SF	16	16	96	39	135	3	1	1	1	0	0.0	0	0
2017 AZ	15	6	47	11	58	7	1	0	5	51	10.2	21	0
2018 AZ	16	16	100	21	121	4	1	0	0	0	0.0	0	0
2019 NYG	12	12	57	23	80	3	0	2	1	7	7.0	7	0
Totals	205	196	1,019	476	1,495	77	9	7	25	312	12.5	49T	1

Additional Statistics: 2006 – 1 special teams tackle; 2-10 – one half-sack; 2012 – 2.0 sacks; 2013 – 1.0 sack; 2014 – 1.0 sack; 2015 1.0 sack; 2017 – 1.0 sack; 2018 – 3.0 sacks; 2019 – 1 tackle for loss.

Single-Game Highs: Interceptions -- 2 (vs. New York Giants, 12/24/17); Interception Return Yards -- 49 (vs. San Diego, 12/20/14); Sacks -- 1.0 (9 times); Fumble Recoveries -- 1 (7 times).

POSTSEASON				TACKLES					INTERCEPTIONS				
YEAR	GP	GS	T	A	TOT	PD	FF	FR	NO	YDS	AVG	LG	TD
2006 IND	4	4	17	1	18	4	0	0	2	16	8.0	16	0
2007 IND	1	1	4	3	7	0	0	0	0	0	0.0	0	0
2008 IND	1	1	3	2	5	1	0	0	1	36	36.0	36	0
2009 IND	3	3	11	1	12	2	0	0	1	0	0.0	0	0
2010 IND	1	1	7	0	7	0	1	0	0	0	0.0	0	0
2012 IND	1	1	6	4	10	0	0	0	0	0	0.0	0	0
2013 IND	2	2	11	5	16	2	0	0	0	0	0.0	0	0
Totals	13	13	59	16	75	9	1	0	4	52	13.0	36	0

# BETHEA'S 2019 GAME-BY-GAME TOTALS

DATE	OPP	TACKLES							INTERCEPTIONS				
		T	A	TOT	PD	SKS	FF	FR	NO	YDS	AVG	LG	TD
9/8	@DAL	4	3	7	0	0.0	0	0	0	0	0.0	0	0
9/15	BUF	5	5	10	0	0.0	0	0	0	0	0.0	0	0
9/22	@TB	7	2	9	0	0.0	0	0	0	0	0.0	0	0
9/29	WAS	2	1	3	0	0.0	0	0	0	0	0.0	0	0
10/6	MIN	9	2	11	0	0.0	0	0	0	0	0.0	0	0
10/10	@NE	5	1	6	0	0.0	0	0	0	0	0.0	0	0
10/20	ARI	5	4	9	1	0.0	0	0	0	0	0.0	0	0
10/27	@DET	2	1	3	0	0.0	0	1	0	0	0.0	0	0
11/4	DAL	7	2	9	1	0.0	0	1	1	7	7.0	7	0
11/10	@NYJ	4	1	5	1	0.0	0	0	0	0	0.0	0	0
11/24	@CHI	3	0	3	0	0.0	0	0	0	0	0.0	0	0
12/1	GB	4	1	5	0	0.0	0	0	0	0	0.0	0	0
12/9	@PHI												
12/15	MIA												
12/22	@WAS												
12/29	PHI												
Totals		57	23	80	3	0.0	0	2	1	7	7.0	7	0

Additional Statistics: 1 tackle for loss vs. Green Bay (12/1).

6-1 | 211  6TH YEAR

HOMETOWN: FAIRFIELD, CA  
HIGH SCHOOL: VANDEN



COLLEGE: WASHINGTON STATE  
(2010-13)



## COLLEGE CAREER

- Started 43-of-49 career games at Washington State (2010-13), totaling 384 tackles (13.5), 15 interceptions, 14 passes defended, 7 forced fumbles, 3 fumble recoveries, a sack and a blocked punt.
- Finished his career ranked 4th in school history in tackles (384), with the most ever by a defensive back, while his 15 career interceptions were the 3rd-most in school history.
- Earned first-team All-American honors and was a semifinalist for the Jim Thorpe Award as a senior (2013), leading the team with 114 tackles, 6 interceptions, 3 forced fumbles and 2 fumble recoveries. His 6 interceptions led the conference and ranked 9th nationally.

## 2019 HIGHLIGHTS

- Made his Giants debut at Detroit (10/27) and recorded one solo tackle
- Had a season-high 5 tackles (3 solo) at Chicago (11/24)

## PERSONAL

- Born in Oakland, CA
- Parents Duane and Sonji
- Has two brothers, David and Davondre
- Attended Vanden High School (Fairfield, California) earning Southern California Alateen Conference (SCAC) Defensive Player of the Year and was selected to the All-Solano County League and All-City first teams as both a junior and senior
- First name is pronounced "Day-own"

## AT A GLANCE

Deone Bucannon was originally a 1st round (27th overall) draft choice by the Arizona Cardinals in 2014. He was signed by the Giants as a free agent on Oct. 22, 2019. Bucannon spent his first 5 seasons with the Arizona Cardinals (2014-18) before signing with the Tampa Bay Buccaneers and playing the first 5 games of the 2019 season with them. He has started 56-of-80 career regular season games, totaling 403 tackles (27 for loss), 12 passes defended, 7.0 sacks, 7 forced fumbles, 5 fumble recoveries and 2 interceptions (returned 78 yards, 1 touchdown), plus 13 career special teams tackles. Bucannon has also started 2-of-3 career postseason contests, registering 21 tackles and 1 pass defended, and a special teams tackle.

## CAREER HIGHLIGHTS

- Earned NFC Defensive Player of the Week after posting a team-high 11 tackles and recording first career interception, which he 39 yards for a touchdown, against the Philadelphia Eagles (12/20/15)
- Recorded a career-best 2 passes defended at Carolina Panthers (10/30/16)
- Notched a career-high 14 tackles at San Francisco 49ers (10/6/16)
- 2014 NFL All-Rookie Team Selection
- Tallied first career forced fumble against Kansas City Chiefs (12/7/14)
- Recorded first career sack against St. Louis Rams (11/9/14)
- Registered first career fumble recovery against Philadelphia Eagles (10/26/14)
- Started in NFL debut against San Diego Chargers (9/8/14), recording 4 tackles (one for loss)

## ARIZONA TOTAL TACKLES LEADERS

2014-2018

DEONE BUCANNON	394
TONY JEFFERSON	242
TYRANN MATHIEU	236
PATRICK PETERSON	221
KEVIN MINTER	219

FEEL THE PRIDE

## BUCANNON'S CAREER TOTALS

REGULAR SEASON					TACKLES				INTERCEPTIONS						
YEAR	GP	GS	T	A	TOT	SKS	FF	FR	PD	NO	YDS	AVG	LG	TD	
2014 ARI	16	9	61	17	78	2.0	1	1	2	0	0	0.0	0	0	
2015 ARI	16	16	90	19	109	3.0	3	2	3	1	39	39.0	39	1	
2016 ARI	13	13	64	25	89	0.0	0	1	4	0	0	0.0	0	0	
2017 ARI	12	12	58	24	82	1.0	2	0	3	1	39	39.0	39	0	
2018 ARI	13	6	28	8	26	1.0	1	1	0	0	0	0.0	0	0	
2019 TB	5	0	1	0	1	0.0	0	0	0	0	0	0.0	0	0	
2019 NYG	5	0	5	3	8	0.0	0	0	0	0	0	0.0	0	0	
Totals	80	56	307	96	403	7.0	7	5	12	2	78	39.0	39	1	

Additional Statistics: 2014 – 5 special teams tackles, 3 quarterback hits, 8 tackles for loss; 2015 – 3 special teams tackles, 6 quarterback hits, 11 tackles for loss; 2016 – 1 special teams tackle, 1 quarterback hit, 5 tackles for loss; 2017 – 2 quarterback hits, 2 tackles for loss; 2018 – 2 special teams tackles, 2 quarterback hits, 1 tackle for loss; 2019 – 2 special teams tackles.

Single-Game Highs: Interceptions -- 1 (2 times); Interception Return Yards -- 39 (2 times, once returned for a touchdown at Philadelphia, 12/20/15); Sacks -- 1.0 (7 times); Fumble Recoveries -- 1 (5 times).

POSTSEASON				TACKLES					INTERCEPTIONS					
YEAR	GP	GS	T	A	TOT	SKS	FF	FR	PD	NO	YDS	AVG	LG	TD
2014 ARI	1	0	5	1	6	0.0	0	0	1	0	0	0.0	0	0
2015 ARI	2	2	9	6	15	0.0	0	0	0	0	0	0.0	0	0
Totals	3	2	14	7	21	0.0	0	0	1	0	0	0.0	0	0

Additional Statistics: 2014 – 1 special teams tackle.

# BUCANNON'S 2019 GAME-BY-GAME TOTALS

DATE	OPP	TACKLES							INTERCEPTIONS				
		T	A	TOT	SKS	FF	FR	PD	NO	YDS	AVG	LG	TD
9/8	SF	0	0	0	0.0	0	0	0	0	0	0.0	0	0
9/12	@CAR	0	0	0	0.0	0	0	0	0	0	0.0	0	0
9/22	NYG	0	0	0	0.0	0	0	0	0	0	0.0	0	0
9/29	@LAR	1	0	1	0.0	0	0	0	0	0	0.0	0	0
10/6	@NO	0	0	0	0.0	0	0	0	0	0	0.0	0	0
10/10	@NE	N/A											
10/20	ARI	N/A											
10/27	@DET	1	0	1	0.0	0	0	0	0	0	0.0	0	0
11/4	DAL	1	0	1	0.0	0	0	0	0	0	0.0	0	0
11/10	@NYJ	0	1	1	0.0	0	0	0	0	0	0.0	0	0
11/24	@CHI	3	2	5	0.0	0	0	0	0	0	0.0	0	0
12/1	GB	0	0	0	0.0	0	0	0	0	0	0.0	0	0
12/9	@PHI												
12/15	MIA												
12/22	@WAS												
12/29	PHI												
Totals		6	3	9	0.0	0	0	0	0	0	0.0	0	0

Additional Statistics: 1 special teams tackle at Carolina (9/12); 1 special teams tackle vs. Giants (9/22).

**6-5 | 255**  **2ND YEAR**

**HOMETOWN: NORCROSS, GA**  
**HIGH SCHOOL: NORCROSS**



**COLLEGE: GEORGIA (2014-17)**



## COLLEGE CAREER

- Played in 54 games with 26 starts at Georgia
- Career totals included 165 tackles (82 solo), 14.0 sacks, 20.5 tackles for losses, 7 forced fumbles, 6 fumble recoveries (including 1 he returned for a touchdown), and 54 quarterback pressures. Carter's 14.0 sacks tied him with Mo Lewis (1987-90) for 15th place in school history

## 2019 HIGHLIGHTS

- Forced the first fumble of his career on a 10-yard sack of Tom Brady at New England (10/10). The fumble was recovered by Markus Golden and returned 42 yards for a touchdown.
- Carter is 2nd on the Giants with 3.5 sacks.

## PERSONAL

- In 2013, Carter was named to the Georgia Sports Writers Association All-State Class AAAAAA first-team after he recorded 132 tackles, including 40 for losses and 6.0 sacks, while leading Norcross High School to a 13-2 record and a Georgia state championship
- Consensus All-American first-team selection
- Member of the Atlanta Journal-Constitution 2013 Super 11 and Class AAAAAA All State Team
- Before focusing on football full-time at local Norcross High School, Carter played the tuba and the cello in his school's band and orchestra
- Parents are Lisa and Leo; siblings are London, Larrisa, and Latoya
- Plays the cello, tuba, and baritone horn

## AT A GLANCE

Lorenzo Carter was originally a 3rd round (66th pick overall) draft choice by the Giants in 2018. As a rookie in 2018, Carter played in 15 games with 2 starts. Season totals included 39 tackles (28 solo), 4.0 sacks, 7 tackles for loss, 10 quarterback hits, and 4 passes defended.

## GIANT ROOKIE YEAR TOTALS

2018 NFL SEASON

GAMES PLAYED	15
GAMES STARTED	2
SOLO TACKLES	28
ASSISTED TACKLES	11
TOTAL TACKLES	39
SACKS	4.0

## NYG SACK LEADERS

2018 NFL SEASON

OLIVIER VERNON	7.0
B.J. HILL	5.5
LORENZO CARTER	4.0
TAE DAVIS	2
MARIO EDWARDS	2

## OFF-THE-FIELD ACTIVITY

- Hosted a Play 60 event in MetLife Stadium with kids and young adults from Special Olympics New Jersey
- Served as a Play 60 Ambassador adopting Lewis F. Cole Middle School in Fort Lee, N.J. motivating the students, every week for a month, to get active and play outside
- Represented Save The Music during Week 13 of the My Cause My Cleats NFL initiative
- Served lunch at Eva's Village in Paterson, N.J. with fellow rookie teammates as well as set up and cleaned up afterwards
- Packed 1,000+ care packages with front office staff, coaches and teammates that were donated to My Sisters' Place, a safe haven for victims of domestic violence and human

FEEL THE PRIDE



## CARTER'S CAREER TOTALS

### REGULAR SEASON

### TACKLES

YEAR	GP	GS	T	A	TOT	SKS	FF	FR
2018 NYG	15	2	28	11	39	4.0	0	0
2019 NYG	11	9	21	17	38	3.5	1	0
<b>Totals</b>	<b>26</b>	<b>11</b>	<b>48</b>	<b>29</b>	<b>77</b>	<b>7.5</b>	<b>1</b>	<b>0</b>

Additional Statistics: 2018 – 2 special teams tackles, 7 tackles for loss, 10 quarterback hits, 4 passes defended; 2019 – 9 quarterback hits, 4 tackles for loss, 3 passes defended.

Single-Game Highs: Sacks -- 1.0 (6 times).

## CARTER'S 2019 GAME-BY-GAME TOTALS

DATE	OPP	T	A	TOT	SKS	PD	FF	FR
9/8	@DAL	1	1	2	0.0	1	0	0
9/15	BUF	2	3	4	0.5	0	0	0
9/22	@TB	4	1	5	0.0	0	0	0
9/29	WAS	0	2	2	0.0	0	0	0
10/6	MIN	Inactive						
10/10	@NE	3	0	3	1.0	0	1	0
10/20	ARI	1	2	3	0.0	1	0	0
10/27	@DET	3	3	5	1.0	0	0	0
11/4	DAL	3	1	4	0.0	0	0	0
11/10	@NYJ	1	2	3	0.0	0	0	0
11/24	@CHI	2	2	4	1.0	1	0	0
12/1	GB	1	0	1	0.0	0	0	0
12/9	@PHI							
12/15	MIA							
12/22	@WAS							
12/29	PHI							
<b>Totals</b>		<b>21</b>	<b>17</b>	<b>38</b>	<b>3.5</b>	<b>3</b>	<b>1</b>	<b>0</b>

Additional Statistics: 1 quarterback hit at Dallas (9/8); 2 quarterback hits vs. Buffalo (9/15); 1 quarterback hit at Tampa Bay (9/22); 2 quarterback hits at New England (10/10); 1 quarterback hit, 2 tackles for loss at Detroit (10/27); 1 tackle for loss, 1 quarterback hit vs. Dallas (11/4); 1 quarterback hit, 1 tackle for loss at Chicago (11/24).

**6-3 | 205**  **4TH YEAR****HOMETOWN: AUBURN, AL**  
**HIGH SCHOOL: AUBURN****COLLEGE: OLE MISS (2012-15)***Ole Miss***COLLEGE CAREER**

- Played four seasons (2012-15) at Ole Miss, three seasons alongside Evan Ingram (2013-15), seeing action in 51 games

- His 19 starts all came over the last two seasons. Had a receiving gain of 50 or more yards in each of his last three seasons

- Logged 20 career tackles, playing special teams and seeing brief time as a reserve DB

- Played every game and started nine as a senior for Rebels team that capped a 10-3 season with Sugar Bowl win over Oklahoma State

- Second on team in receiving yards (career-best 644), and ranked fourth in catches (37) and TD receptions (four)

**PERSONAL**

- Hometown is Auburn, Ala.

- Majored in managerial finance at Ole Miss

- Attended Auburn (Ala.) High School, where he earned Honorable Mention All-State honors from Alabama Sports Writers Association as senior

- Two-way standout as senior; had 749 scrimmage yards and 10 TDs, as well as four INTs

- Played in Mississippi-Alabama All-Star Game as a senior

- Son of Thad and Amy Core

**AT A GLANCE**

**Cody Core** was originally selected by Cincinnati in sixth round of 2016 NFL Draft (199th overall). He was claimed off waivers by the Giants on Sept. 1, 2019. Core has played in 47 regular-season games with 7 starts. His career totals include 33 receptions for 388 yards (11.8-yard avg.), and 1 touchdown. He also has 15 special teams tackles.

**CAREER HIGHLIGHTS****In 2019:**

- Had 3 catches for 28 yards vs. Buffalo (9/15)

- Recorded a season-high 2 special teams tackles at Tampa Bay (9/22)

**In 2018:**

- Core played in a career-high 14 games with 3 starts

- Finished with 13 receptions for 160 yards (12.3-yard avg.), and 1 touchdown

- Added 3 special teams tackles

- Caught a season-high 3 passes for 30 yards at Kansas City (10/21)

- Had 1 reception for a season-long 30 yards and his only career touchdown vs. Denver (12/02)

- Matched his season-high with 3 receptions for 30 yards at Los Angeles Chargers (12/09)

- Finished with 2 receptions and a season-high 36 yards at Cleveland (12/23)

**In 2017:**

- Core played in 13 games and recorded a career-high 4 special teams tackles

**As a rookie in 2016:**

- Core played in 8 games with a career-high 4 starts

- Finished with a career-best 17 receptions for 200 yards (11.8-yard avg.)

- Also recorded 1 special teams tackle

- Had 2 receptions for 58 yards - including a career-long 50-yard catch - vs. Philadelphia (12/4)

- Caught a career-high 8 passes for 39 yards at Houston (12/24)

- Finished with 4 receptions for a career-high 82 yards vs. Baltimore (1/1)

## CORE'S CAREER TOTALS

### REGULAR SEASON

YEAR	GP	GS	NO	YDS	AVG	LG	TD
2016 CIN	8	4	17	200	11.8	50	0
2017 CIN	13	0	0	0	0	0	0
2018 CIN	14	3	13	160	12.3	30+	1
2019 NYG	12	0	3	28	9.3	11	0
<b>Totals</b>	<b>47</b>	<b>7</b>	<b>33</b>	<b>388</b>	<b>11.8</b>	<b>50</b>	<b>1</b>

Additional Statistics: 2016 -- 1 special teams tackle; 2017 -- 4 special teams tackles; 2018 -- 3 special teams tackles; 2019 -- 7 special teams tackle.

Single-Game Highs: Receptions -- 8 (at Houston, 12/24/16); Receiving Yards -- 82 (vs. Baltimore, 1/1/17); Receiving Touchdowns -- 1 (vs. Denver, 12/2/18).

## CORE'S 2019 GAME-BY-GAME TOTALS

DATE	OPP	RECEIVING				
		NO	YDS	AVG	LG	TD
9/8	@DAL	0	0	0.0	0	0
9/15	BUF	3	28	9.3	11	0
9/22	@TB	0	0	0.0	0	0
9/29	WAS	0	0	0.0	0	0
10/6	MIN	0	0	0.0	0	0
10/10	@NE	0	0	0.0	0	0
10/20	ARI	0	0	0.0	0	0
10/27	@DET	0	0	0.0	0	0
11/4	DAL	0	0	0.0	0	0
11/10	@NYJ	0	0	0.0	0	0
11/24	@CHI	0	0	0.0	0	0
12/1	GB	0	0	0.0	0	0
12/9	@PHI					
12/15	MIA					
12/22	@WAS					
12/29	PHI					
<b>TOTALS</b>		<b>3</b>	<b>28</b>	<b>9.3</b>	<b>11</b>	<b>0</b>

Additional Statistics: 1 special teams tackle vs. Buffalo (9/15); 2 special teams tackles at Tampa Bay (9/22); 1 special teams tackle vs. Washington (9/29); 2 special teams tackles at Jets (11/10); 1 special teams tackle at Chicago (11/24).

6-5 | 226  4TH YEAR

HOMETOWN: ONEIDA, NY

HIGH SCHOOL: CHRISTIAN BROTHER ACADEMY



COLLEGE: SYRACUSE (2012-15)

S

## A NEW STANDARD

In 2018, Dixon set a franchise record with a 41.8-yard net average on 71 punts. Brad Wing formerly held the record with a 40.9-yard average in 2016.

## HIGHEST SINGLE-SEASON NET PUNTING AVERAGE

## IN GIANTS HISTORY

41.8	RILEY DIXON (2018)
40.9	BRAD WING (2016)
40.2	JEFF FEAGLES (2008)
39.9	MIKE HORAN (1993)
39.4	STEVE WEATHERFORD (2012)

## PERSONAL

- Earned a degree in accounting
- Named to Syracuse's Athletic Director Honor Roll in 9 consecutive semesters in addition to making the 2013 and 2014 All-ACC Academic teams
- Handled punting and kicking duties for Christian Brothers Academy in Syracuse, N.Y.
- Named to the 2010 Post-Standard All-Central New York First Team
- Also lettered in baseball

## 2019 HIGHLIGHTS

- Had a 62-yard punt, his longest of the season, and placed a season-high 4 punts inside the 20-yard line at Chicago (11/24)

## AT A GLANCE

Riley Dixon was originally a 7th-round (228th pick overall) draft choice by the Denver Broncos in 2016. In 2018, Dixon was traded to the Giants for a conditional 7th-round draft choice. In 60 regular-season games (32 with Denver, 28 with the Giants), Dixon has 279 career punts for 12,787 yards, a 45.8-yard gross average, 41.8 net average, 15 touchbacks, and has placed 91 kicks inside the 20-yard line.

## YEAR ONE WITH THE GIANTS

In his first season with the Giants, Dixon set a franchise record with a 41.8-yard net average on 71 punts. Dixon had a 45.4-yard gross average on 71 punts, the longest a 60-yarder. He dropped 20 kicks inside the 20 and had 4 touchbacks. He kicked a season-high 7 punts in an overtime victory vs. Chicago (12/2) and had a season-best 51.0-yard net average on 4 punts vs. New Orleans (9/30).

## OFF-THE-FIELD ACTIVITY

Represented Uplifting Athletes during Week 13 of the My Cause My Cleats NFL initiative

- Served as a Play 60 Ambassador adopting Lewis F. Cole Middle School in Fort Lee, N.J., motivating the students, every week for a month, to get active and play outside

- Attended the 2019 Giants Draft Party, thanking season ticket holders for their support and celebrating the new Rookie Draft Class

- Attended the Giants annual Jingle Jam holiday party for 600 New Jersey foster children, who each received winter coats, clothes, athletic equipment and enjoyed a night of dancing and fun activities

- Participated in a Play 60 at Carteret Middle School in Carteret, N.J.

- Packed 1,000+ care packages with front office staff, coaches and teammates that were donated to My Sisters' Place, a safe haven for victims of domestic violence and human trafficking

## SINGLE-SEASON NET PUNTING AVERAGE

## BY A ROOKIE IN NFL HISTORY

RILEY DIXON (2016)	41.3
BRYAN ANGER, JAX (2006)	40.8
SAM MARTIN, DET (2013)	40.4

## DIXON'S CAREER TOTALS

### REGULAR SEASON

YEAR	GP	NO	YDS	AVG	NET	TB	IN20	LG	BL
2016 DEN	16	89	4,068	45.7	41.3	6	28	68	0
2017 DEN	16	73	3,331	45.6	40.2	3	23	60	2
2018 NYG	16	71	3,226	45.4	41.8	4	20	60	0
2019 NYG	12	46	2,162	47.0	42.8	2	20	62	1
<b>Totals</b>	<b>60</b>	<b>279</b>	<b>12,787</b>	<b>45.8</b>	<b>41.8</b>	<b>15</b>	<b>91</b>	<b>68</b>	<b>3</b>

Additional statistics: 2016 -- 3 kickoffs, 1 pass completed for 16 yards; 2017 -- 2 kickoffs; 2019 -- 1 special teams tackle.

Single-Game Highs: Punts -- 11 (at Jacksonville, 12/4/16); Punt Yards -- 506 (at Jacksonville, 12/4/16); Net Punt Yards -- 449 (at Jacksonville, 12/4/16); Inside 20 Punts -- 5 (at Tampa Bay, 10/2/16).

## DIXON'S 2019 GAME-BY-GAME TOTALS

DATE	OPP	NO	YDS	AVG	NET	TB	IN20	LG	BL
9/8	@DAL	4	166	41.5	41.5	0	3	47	0
9/15	BUF	5	242	48.4	47.2	0	2	58	0
9/22	@TB	5	244	48.4	47.0	0	1	52	0
9/29	WAS	3	165	55.0	53.0	0	3	57	0
10/6	MIN	3	134	44.7	33.0	1	1	56	0
10/10	@NE	5	196	39.2	31.0	0	2	53	1
10/20	ARI	3	112	37.3	36.3	0	1	43	0
10/27	@DET	3	135	45.0	43.7	0	1	50	0
11/4	DAL	3	142	47.3	39.3	0	1	58	0
11/10	@NYJ	6	322	53.7	45.5	1	1	59	0
11/24	@CHI	5	257	51.4	51.2	0	4	62	0
12/1	GB	1	47	47.0	44.0	0	0	47	0
12/9	@PHI								
12/15	MIA								
12/22	@WAS								
12/29	PHI								
<b>Totals</b>		<b>46</b>	<b>2,162</b>	<b>47.0</b>	<b>42.8</b>	<b>2</b>	<b>20</b>	<b>62</b>	<b>1</b>

Additional statistics: 1 special teams tackle vs. Dallas (11/4).

6-2 | 252  2ND YEAR

HOMETOWN: TACOMA, WA  
HIGH SCHOOL: MOUNTLAKE TERRACE



COLLEGE: CALIFORNIA (2014-17)



## COLLEGE CAREER

- Appeared in 40 career games, starting 20 in 4 seasons at Cal

- Finished his career with 212 tackles, 14.5 TFL, 8.0 sacks, and 2 INTs

### As a senior in 2017:

- Despite missing the last half of the season he earned Cal's Bear Backers Defensive MVP

- Honorable mention All-Pac-12 honors as a senior

- 2nd on the team in tackles with 65

- Named Pac-12 Defensive Player of the Week twice in the 1st 3 weeks of the 2017 season, both after victories over UNC and Ole Miss

### As a junior in 2016:

- Led the Bears and posted a career-high 84 tackles

## PERSONAL

- Son of John Downs and Rosa ChamSanchez

- Earned degree in legal studies

- P 4-star recruit from Mountlake Terrace HS

- Selected to play in the U.S. Army All-American Bowl following his senior year but was unable to due to injury

- AP Washington Class 3A All-State honorable mention as a RB

- 3A Wesco South All-League offensive and defensive teams

- Led his team to the postseason for the 2nd and 3rd times in school history in 2011 and 2012

## AT A GLANCE

**Devante Downs** was originally a 7th round (225th overall draft choice) by the Minnesota Vikings in 2018. On Oct. 1, 2019, he was signed as a free agent to the Giants' practice squad, and on Oct. 22, 2019 he was signed to the active roster. Downs played in 40 games with 20 starts over 4 seasons at the University of California, totaling 212 tackles (108 solo) and 14.5 sacks in his college career. In his first 2 seasons in the NFL, Downs has played in 16 games, 13 with the Vikings and 2 with the Giants. As a rookie in 2018, he played in 11 games and recorded 3 special teams tackles.

## CAL TACKLES LEADERS

2016 SEASON

DEVANTE DOWNS	84
KHARI VANDERBILT	82
RAYMOND DAVISON III	69
LUKE RUBENZER	58
CAMERON SAFFLE	57

## CAREER HIGHLIGHTS

### In 2019:

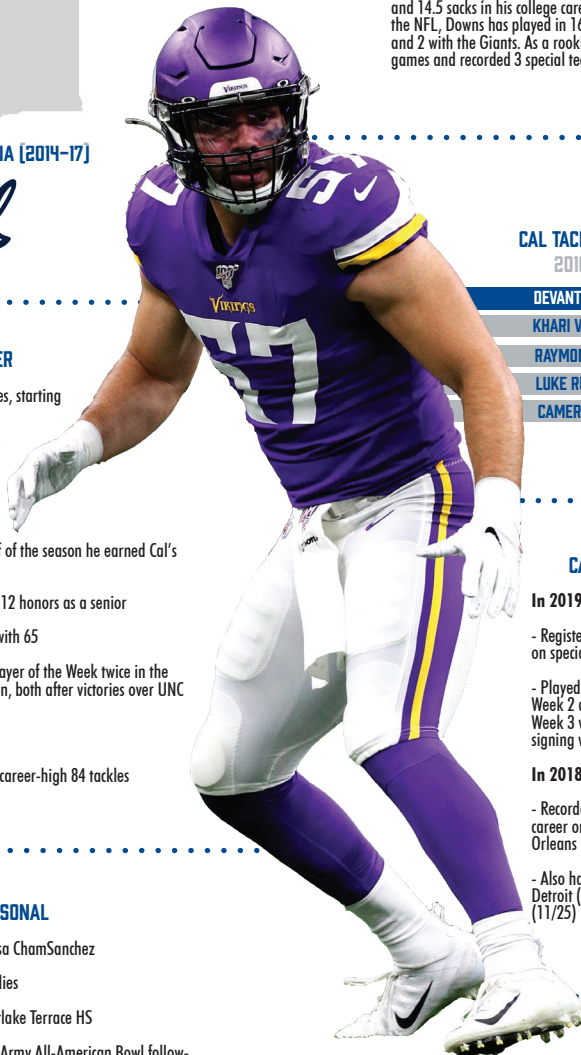
- Registered his first tackle as a Giant on special teams at the Jets (11/10)

- Played in 2 games with the Vikings, Week 2 at Green Bay (9/15) and Week 3 vs. Oakland (9/22) before signing with the Giants

### In 2018:

- Recorded the first tackle of his career on special teams vs. New Orleans (10/28)

- Also had special teams tackles vs. Detroit (11/4) and vs. Green Bay (11/25)





## DOWN'S' CAREER TOTALS

### REGULAR SEASON

### TACKLES

### INTERCEPTIONS

YEAR	GP	GS	T	A	TOT	SKS	FF	FR	NO	YDS	AVG	LG	TD
2018 MIN	11	0	0	0	0	0.0	0	0	0	0	0.0	0	0
2019 MIN	2	0	0	0	0	0.0	0	0	0	0	0.0	0	0
2019 NYG	3	0	0	0	0	0.0	0	0	0	0	0.0	0	0
<b>Totals</b>	<b>16</b>	<b>0</b>	<b>0</b>	<b>0</b>	<b>0</b>	<b>0.0</b>	<b>0</b>	<b>0</b>	<b>0</b>	<b>0</b>	<b>0.0</b>	<b>0</b>	<b>0</b>

Additional Statistics: 2018 – 3 special teams tackles; 2019 – 1 special teams tackle.

## DOWN'S' 2019 GAME-BY-GAME TOTALS

### TACKLES

### INTERCEPTIONS

DATE	OPP	T	A	TOT	SKS	PD	FF	FR	NO	YDS	AVG	LG	TD
9/8	ATL	N/A											
9/15	@GB	0	0	0	0.0	0	0	0	0	0	0.0	0	0
9/22	OAK	0	0	0	0.0	0	0	0	0	0	0.0	0	0
9/29	WAS	N/A											
10/6	MIN	N/A											
10/10	@NE	N/A											
10/20	ARI	N/A											
10/27	@DET	Inactive											
11/4	DAL	Inactive											
11/10	@NYJ	0	0	0	0.0	0	0	0	0	0	0.0	0	0
11/24	@CHI	0	0	0	0.0	0	0	0	0	0	0.0	0	0
12/1	GB	0	0	0	0.0	0	0	0	0	0	0.0	0	0
12/9	@PHI												
12/15	MIA												
12/22	@WAS												
12/29	PHI												
<b>Totals</b>		<b>0</b>	<b>0</b>	<b>0</b>	<b>0.0</b>	<b>0</b>	<b>0</b>	<b>0</b>	<b>0</b>	<b>0</b>	<b>0</b>	<b>0.0</b>	<b>0</b>

Additional Statistics: 1 special teams tackle at Jets (11/10).

6-5 | 255  8TH YEARHOMETOWN: MOUNTAIN VIEW, CA  
HIGH SCHOOL: ST. FRANCIS

COLLEGE: USC (2008-12)

GIANTS RECEIVING YARDS LEADERS  
2018 SEASON

1,052	ODELL BECKHAM JR.
872	STERLING SHEPARD
721	SAQUON BARKLEY
577	EVAN ENGRAM
272	RHETT ELLISON

## 2019 HIGHLIGHTS

- Against the Cardinals (10/20), Ellison scored the Giants' first touchdown on a 28-yard pass from Jones. It was the 7th receiving touchdown of Ellison's 8-year career (he also has one rushing), his 4th in 3 seasons with the Giants, and his first since Sept. 23, 2018 (on a 16-yard pass from Eli Manning in a victory at Houston).
- Ellison had a 31-yard catch at the Jets (11/10). It was Ellison's longest reception in his 3 seasons with the Giants and longest since Dec. 10, 2015, when he had a career-long 41-yard gain playing for Minnesota at Arizona.

## PERSONAL

- Has a daughter with wife Raina
- Earned bachelor's degree in international relations in spring 2011 and master's degree in communication management in the 2013 offseason
- Father, Riki, was a USC standout at linebacker from 1978-82, and helped the Trojans win the 1978 National Championship. Riki Ellison was a 3-time Super Bowl champ with San Francisco and a 10-year linebacker with the 49ers (1983-89) and the L.A. Raiders (1990-92)
- Father was the first New Zealander to play in the NFL, and Rhett lived in New Zealand from age 4-7

## AT A GLANCE

Rhett Ellison was originally a 4th-round (128th pick overall) draft choice by the Minnesota Vikings in 2012. Ellison signed as a free agent by the Giants on March 10, 2017. Ellison has played in 113 regular-season games with 74 starts. Career totals include 118 receptions for 1,189 yards, with a long catch of 41 yards and 7 touchdowns. Ellison's blocking has helped Adrian Peterson rush for 3 times and win a most Valuable Player Award and Saquon Barkley capture the 2018 Offensive Rookie of the Year Award. In 2018, Ellison played in 14 games with 12 starts and finished with a career-high of 25 catches for 272 yards.

## OFF-THE-FIELD ACTIVITY

- Proud supporter of Project KIND, a support system to create opportunities for those experiencing homelessness in Newark, N.J.
- Organized a luncheon with Project KIND for over 80 people experiencing homelessness at MetLife Stadium. Represented Project KIND during Week 13 of the My Cause My Cleats NFL initiative
- Spoke at the Iona Prep Father-Son Breakfast encouraging the young men in their faith and education
- Packed 1,000+ care packages with front office staff, coaches and teammates that were donated to My Sisters' Place, a safe haven for victims of domestic violence and human trafficking
- Joined his fellow tight ends to host a holiday party for youth members of YCS at the Quest Diagnostics Training Center
- Visited New City Kids, an after-school program where local youth are mentored to become leaders and change their city for the better

MOST RECEIVING YARDS / GAME  
IN 2018 SEASON

ODELL BECKHAM JR.	87.7
STERLING SHEPARD	54.4
SAQUON BARKLEY	45.1
RHETT ELLISON	19.4
RUSSELL SHEPARD	15.7

## ELLISON'S CAREER TOTALS

### REGULAR SEASON

YEAR	GP	GS	RECEIVING NO	YDS	AVG	LG	TD
2012 MIN	16	7	7	65	9.3	29	0
2013 MIN	11	6	5	61	12.2	17	1
2014 MIN	16	13	19	208	10.9	40	1
2015 MIN	15	9	11	124	11.3	41	1
2016 MIN	15	6	9	57	6.3	21	0
2017 NYG	16	14	24	235	9.8	27	2
2018 NYG	14	12	25	272	10.9	29	1
2019 NYG	10	7	18	167	9.3	31	1
<b>Totals</b>	<b>113</b>	<b>74</b>	<b>118</b>	<b>1,189</b>	<b>10.1</b>	<b>41</b>	<b>7</b>

Additional Statistics: 2012 – 13 special teams tackles; 2013 – 3 special teams tackles, 1 kickoff return for 7 yards; 2014 – 2 kickoff returns for 23 yards; 2016 – 1 rushing attempt for 1 yard and a touchdown; 2017 – 4 special teams tackles; 2019 -- 1 special teams tackle.

Single-Game Highs: Receptions -- 5 (vs. Washington, 12/31/17); Receiving Yards -- 77 (at Philadelphia, 11/25/18); Receiving Touchdowns -- 1 (7 times).

### POSTSEASON

YEAR	GP	GS	RECEIVING NO	YDS	AVG	LG	TD
2012 MIN	1	0	0	0	0.0	0	0
<b>Totals</b>	<b>1</b>	<b>0</b>	<b>0</b>	<b>0</b>	<b>0.0</b>	<b>0</b>	<b>0</b>

## ELLISON'S 2019 GAME-BY-GAME TOTALS

DATE	OPP	NO	YDS	AVG	LG	TD
9/8	@DAL	1	8	8.0	8	0
9/15	BUF	1	8	8.0	8	0
9/22	@TB	1	3	3.0	3	0
9/29	WAS	3	24	8.0	22	0
10/6	MIN	1	3	3.0	3	0
10/10	@NE	3	30	10.0	18	0
10/20	ARI	2	33	16.5	28†	1
10/27	@DET	1	-1	-1.0	-1	0
11/4	DAL	2	17	8.5	9	0
11/10	@NYJ	3	42	14.0	31	0
11/24	@CHI	Inactive				
12/1	GB	Inactive				
12/9	@PHI					
12/15	MIA					
12/22	@WAS					
12/29	PHI					
<b>Totals</b>		<b>18</b>	<b>167</b>	<b>9.3</b>	<b>31</b>	<b>1</b>

Additional Statistics: 1 special teams tackle vs. Minnesota (10/6).

**6-3 | 240**  **3RD YEAR**

**HOMETOWN: POWDER SPRINGS, GA**  
**HIGH SCHOOL: HILLGROVE**



**COLLEGE: OLE MISS (2013-16)**

*Ole Miss*

## MOST RECEPTIONS BY A ROOKIE IN GIANTS HISTORY

91	SAQUON BARKLEY (2018)
91	ODELL BECKHAM JR. (2014)
74	JEREMY SHOCKEY (2002)
65	STERLING SHEPARD (2016)
64	EVAN ENGRAM (2017)

## MOST RECEIVING YARDS BY A ROOKIE IN GIANTS HISTORY

1,305	ODELL BECKHAM JR. (2014)
894	JEREMY SHOCKEY (2002)
795	BOBBY JOHNSON (1984)
790	HAKEEM NICKS (2009)
722	EVAN ENGRAM (2017)
721	SAQUON BARKLEY (2018)

## PERSONAL

- Integrated marketing communications major
- Made academic honor roll in fall 2014
- Attended Hillgrove High School in Powder Springs, Ga.
- Named first team All-State as a senior by the Georgia Sportswriters Association and the Associated Press
- As a senior in 2012, caught 40 passes for 975 yards and 10 touchdowns
- As a junior, had 18 receptions for 300 yards and 4 touchdowns, helping Hillgrove go 11-1 and advance to the second round of the state playoffs
- Caught 2 touchdowns in the Cobb County All-Star Senior Bowl
- Son of Michelle Zelina and Derrick Engram
- Sister, Mackenzie Engram, played basketball at the University of Georgia

## AT A GLANCE

Evan Engram was originally a first-round (23rd pick overall) draft choice by the Giants in 2017. He has played in 34 games with 25 starts, and his career totals include 153 receptions for 1,766 yards (11.5-yard avg.), with a long catch of 75 yards, and 12 touchdowns. In 2018, Engram played in 11 games with 8 starts and led the Giants tight ends and finished 4th on the team with 45 catches for 577 yards (12.8-yard avg.) and 3 touchdowns.

## MOST TOUCHDOWN RECEPTIONS BY A ROOKIE

### IN GIANTS HISTORY

ODELL BECKHAM JR. (2014)	12
BILL SWIACKI (1948)	10
KEN MACAFEE (1954)	8
STERLING SHEPARD (2016)	8
BOBBY JOHNSON (1984)	7
EVAN ENGRAM (2017)	6

## 2019 HIGHLIGHTS

- Engram's 75-yard touchdown reception at Tampa Bay (9/22/19) was the longest ever by a Giants tight end. The previous long was a 71-yarder by Aaron Thomas vs. Philadelphia on Oct. 17, 1965.

- Engram's 11 receptions for 116 yards in Dallas (9/8/19) were career-highs and the highest totals for a Giants tight end since Nov. 11, 2007, when Jeremy Shockey caught 12 passes for 129 yards in a home game vs. the Cowboys.

- Leads the Giants with 44 catches and is 2nd on the team with 467 receiving yards

## OFF-THE-FIELD ACTIVITY

- Joined Stop & Shop to offload 1,500 turkeys to the Community Food Bank of N.J. for less fortunate families in the local community during the holidays. Finished the day with a visit to the Hillside Senior Center to provide produce and other healthy items from the Food Bank
- Served as a Play 60 Ambassador adopting Lewis F. Cole Middle School in Fort Lee, N.J., motivating the students, every week for a month, to get active and play outside
- During Salute to Service month, played video games at the training facility against military veterans through the Wounded Warrior Project as well as led the veterans through a tour of the facility
- Packed 1,000+ care packages with front office staff, coaches and teammates that were donated to My Sisters' Place, a safe haven for victims of domestic violence and human trafficking
- Hosted a holiday party for youth members of YCS at the Quest Diagnostics Training Center
- Attended luncheon at MetLife Stadium organized by teammate Rhett Ellison with Project KIND for over 80 people experiencing homelessness

## ENGRAM'S CAREER TOTALS

### REGULAR SEASON

YEAR	RECEIVING						
	GP	GS	NO	YDS	AVG	LG	TD
2017 NYG	15	11	64	722	11.3	35	6
2018 NYG	11	8	45	577	12.8	54	3
2019 NYG	8	6	44	467	10.6	75†	3
<b>Totals</b>	<b>34</b>	<b>25</b>	<b>153</b>	<b>1,766</b>	<b>11.5</b>	<b>75†</b>	<b>12</b>

Additional Statistics: 2017 -- 1 rushing attempt for 14 yards, 2 miscellaneous tackles; 2019 -- 3 rushing attempts for 7 yards.

Single-Game Highs: Receptions -- 11 (at Dallas, 9/8/19); Receiving Yards -- 116 (at Dallas, 9/8/19); Receiving Touchdowns -- 1 (11 times).

## ENGRAM'S 2019 GAME-BY-GAME TOTALS

DATE	OPP	NO	YDS	AVG	LG	TD
9/8	@DAL	11	116	10.5	22	1
9/15	BUF	6	48	8.0	33	0
9/22	@TB	6	113	18.8	75†	1
9/29	WAS	4	54	13.5	31	0
10/6	MIN	6	42	7.0	14	0
10/10	@NE	Inactive				
10/20	ARI	1	6	6.0	6	0
10/27	@DET	4	40	10.0	18	1
11/4	DAL	6	48	8.0	15	0
11/10	@NYJ	Inactive				
11/24	@CHI	Inactive				
12/1	GB	Inactive				
12/9	@PHI					
12/15	MIA					
12/22	@WAS					
12/29	PHI					
<b>Totals</b>		<b>44</b>	<b>467</b>	<b>10.6</b>	<b>75†</b>	<b>3</b>

Additional Statistics: 2 rushing attempts for 5 yards vs. Minnesota (10/6). 1 rushing attempt for 2 yards vs. Dallas (11/4).

**6-0 | 216**  **3RD YEAR**

**HOMETOWN: LOGANVILLE, GA**  
**HIGH SCHOOL: GRAYSON**



**COLLEGE: CLEMSON (2014-16)**



## COLLEGE CAREER

- Gallman left Clemson after 3 seasons as one of the most decorated and productive running backs in school history
- He broke Raymond Priestler's single-season school record with 1,527 yards in 2015, and Priestler's career record for 100-yard rushing games (17) in 2016
- Tied Lester Brown (1978) and James Davis (2006) for the top single-season mark in Clemson history (17 touchdowns)
- Left Clemson 3rd in history in rushing touchdowns and 5th in rushing yards

## 2019 HIGHLIGHTS

- Gallman started at running back in place of the inactive Saquon Barkley (ankle injury) vs. Washington on Sept. 29 and rushed for 63 yards on 18 carries. The rushing attempts were a career-high and the 63 yards rank second, behind his 81 yards vs. Washington on Dec. 31, 2017.
- In that game, Gallman also scored 2 touchdowns—1 rushing and 1 receiving. He became the first Giants player to score on a reception and a rushing attempt in the same game since last Nov. 18, when Barkley also scored on a 6-yard catch, plus runs of 5 and 2 yards.

## PERSONAL

- Earned undergraduate degree in communication in December 2016
- Played at Grayson High School in Loganville, Ga
- Played in the Offense-Defense Bowl in Houston
- As a senior, rushed for 516 yards and 8 touchdowns
- In his junior season, rushed for 700 yards and 8 touchdowns as a junior
- Parents are Wayne Gallman, Sr. and Felecia Sconiers
- Has 2 sisters, Justyce Sheard and Madison Sheard

## AT A GLANCE

Wayne Gallman Jr. was originally a 4th-round (140th pick overall) draft choice by the Giants in 2017. Gallman Jr. has played in 38 games with 4 starts. His totals include 191 rushing attempts for 762 yards (4.0-yard avg.) and 3 touchdowns, with a long gain of 24 yards, and 59 receptions for 384 yards and 2 touchdowns. In 2018, Gallman played in 15 games with 1 start, and finished 2nd on the team with 51 carries for 176 yards.

## MOST CAREER RUSHING TOUCHDOWNS IN CLEMSON HISTORY

JAMES DAVIS (2005-8)	47
TRAVIS ZACHERY (1998-01)	41
TRAVIS ETIENNE (2017-18)	37
WAYNE GALLMAN (2014-16)	34
ANDRE ELLINGTON (2009-12)	33

## KEEP IT 100

- With 63 rushing yards and 55 receiving yards vs. Washington on Sept. 29, 2019, Gallman had over **100 yards from scrimmage** for the first time in his career

## OFF-THE-FIELD ACTIVITY

- Served as a Play 60 Ambassador adopting Lewis F. Cole Middle School in Fort Lee, N.J., motivating the students, every week for a month, to get active and play outside
- Attended the 2019 Giants Draft Party, thanking season ticket holders for their support and celebrating the new rookie draft class
- Participated in a Play 60 at Glenfield Middle School in Montclair, N.J.
- Represented Single Parent Foundation during Week 13 of the My Cause My Cleats NFL initiative
- Packed 1,000+ care packages with front office staff, coaches and teammates that were donated to My Sisters' Place, a safe haven for victims of domestic violence and human trafficking
- Attended the Muscle Team Gala to support the fundraising efforts of the Muscular Dystrophy Association

FEEL THE PRIDE

GALLMAN'S CAREER TOTALS


REGULAR SEASON		RUSHING						RECEIVING				
YEAR	GP	GS	ATT	YDS	AVG	LG	TD	NO	YDS	AVG	LG	TD
2017 NYG	13	1	111	476	4.3	24	0	34	193	5.7	11	1
2018 NYG	15	1	51	176	3.5	9	1	14	89	6.4	21	0
2019 NYG	10	2	29	110	3.8	22	2	11	102	9.3	21	1
Totals	38	4	191	762	4.0	24	3	59	384	6.5	21	2

Single-Game Highs: Rushing Attempts -- 18 (vs. Washington, 9/29/19); Rushing Yards -- 89 (vs. Washington, 12/31/17); Rushing Touchdowns -- 1 (3 times); Receptions -- 7 (vs. Dallas, 12/10/17); Receiving Yards -- 55 (vs. Washington, 9/29/19); Receiving Touchdowns -- 1 (2 times); Scrimmage Yards -- 118 (vs. Washington, 9/29/19).

GALLMAN'S 2019 GAME-BY-GAME STATISTICS

DATE	RUSHING						RECEIVING					
	OPP	ATT	YDS	AVG	LG	TD	NO	YDS	AVG	LG	TD	SCRIM YDS
9/8	@DAL	2	17	8.5	15	1	3	24	8.0	13	0	41
9/15	BUF	0	0	0.0	0	0	0	0	0.0	0	0	0
9/22	@TB	5	13	2.6	6	0	0	0	0.0	0	0	13
9/29	WAS	18	63	3.5	22	1	6	55	9.2	21	1	118
10/6	MIN	2	14	7.0	11	0	0	0	0.0	0	0	14
10/10	@NE	Inactive										
10/20	ARI	0	0	0.0	0	0	0	0	0.0	0	0	0
10/27	@DET	0	0	0.0	0	0	1	20	20.0	20	0	20
11/4	DAL	0	0	0.0	0	0	0	0	0.0	0	0	0
11/10	@NYJ	1	2	2.0	2	0	1	3	3.0	3	0	5
11/24	@CHI	1	1	1.0	1	0	0	0	0.0	0	0	1
12/1	GB	DNP										
12/9	@PHI											
12/15	MIA											
12/22	@WAS											
12/29	PHI											
TOTALS		29	110	3.8	22	2	11	102	9.3	21	1	212



6-6 | 318  2ND YEARHOMETOWN: LAS VEGAS, NV  
HIGH SCHOOL: BISHOP GORMAN

COLLEGE: NEBRASKA (2014-17)

**COLLEGE CAREER**

- Started 25 straight games at left tackle during his sophomore and junior seasons, which was the longest streak for a Cornhusker since 1981.

- Gates was a 3-time member of the Nebraska Scholar-Athlete Honor Roll.

**As a junior in 2017:**

- Started all 12 games at left tackle
- Named honorable mention All-Big Ten by the league's coaches & media

**As a sophomore in 2016:**

- Started all 13 games at left tackle and was 1 of 2 offensive linemen to start every game that season.
- Earned 3rd-team All-Big Ten honors from the media and honorable mention All-Big Ten honors from the coaches

**As a redshirt freshman in 2015:**

- Started all 10 games in which he played at right tackle

**AT A GLANCE**

Nick Gates was originally signed as rookie free agent by the Giants on May 10, 2018 and spent the 2018 season on injured reserve after suffering a foot injury in the preseason. Gates started in all 35 games in which he played at Nebraska before forgoing his senior season to join the NFL.

**2019 HIGHLIGHTS**

- Has appeared in all 12 games for the Giants
- Made his NFL debut at Dallas (9/8)
- Started the first game of his career at right tackle at the Jets (11/10)

**FAST FACTS****FAVORITE TV SHOW:**

Sons of Anarchy

**FAVORITE MUSICAL ARTIST:**

Florida Georgia Line

**FAVORITE VACATION:**

The beach

**DREAM CAR:**

Ford Raptor

**FAVORITE PREGAME MEAL:**

Steak and pasta

**FAVORITE CEREAL:**

Frosted Flakes

**PERSONAL**

- Majored in criminology and criminal justice at Nebraska
- Played at Bishop Gorman High School in Las Vegas, Nev., where he helped lead his team to 3 straight state titles
- Son of Taylor and Sonya Gates

FEEL THE PRIDE

## GATES' CAREER TOTALS

### REGULAR SEASON

YEAR	GP	GS
2019 NYG	12	1
<b>Totals</b>	<b>12</b>	<b>1</b>

## GATES' 2019 GAME-BY-GAME TOTALS

DATE	OPP	GP	GS
9/8	@DAL	1	0
9/15	BUF	1	0
9/22	@TB	1	0
9/29	WAS	1	0
10/6	MIN	1	0
10/10	@NE	1	0
10/20	ARI	1	0
10/27	@DET	1	0
11/4	DAL	1	0
11/10	@NYJ	1	1
11/24	@CHI	1	0
12/1	GB	1	0
12/9	@PHI		
12/15	MIA		
12/22	@WAS		
12/29	PHI		
<b>Totals</b>		<b>12</b>	<b>1</b>

**6-3 | 259**  **5TH YEAR**

**HOMETOWN: ST. LOUIS, MO**

**HIGH SCHOOL: AFFTON**



**COLLEGE: MISSOURI (2010-15)**



## MOST SACKS BY AN NFC LINEBACKER 2019 SEASON

12.5	SHAQUIL BARRETT (TB)
12.5	CHANDLER JONES (ARI)
10.5	PRESTON SMITH (GB)
10	ZA'DARIUS SMITH (GB)
8	CLAY MATTHEWS (LAR)
7.5	MARKUS GOLDEN (NYG)
7.5	DANTE FOWLER JR. (LAR)

## PERSONAL

- Was a record-setting running back and linebacker at Affton High School in St. Louis
- As a senior, ran for a record 2,264 yards and 30 touchdowns while collecting 108 tackles and 10.0 sacks
- As a junior, posted a school-record 168 tackles and 16.0 sacks while rushing for 1,139 yards and 16 scores
- Team captain in each of his final 2 years
- His high school number (2) was retired in May 2015
- Hosts an annual free youth football camp in his hometown of St. Louis

## AT A GLANCE

**Markus Golden** was originally a 2nd-round (58th pick overall) draft choice by the Arizona Cardinals in 2015. He was signed as a free agent by the Giants on March 15, 2019. Golden has played in 58 regular-season games with 36 starts. Career totals include 197 tackles (130 solo), 25.5 sacks, 3 passes defended, 6 forced fumbles, and 2 fumble recoveries, one of which he returned 42 yards for a touchdown.

## 2016 SEASON

In 2016, Golden played in all 16 games with 3 starts and tied for 3rd in the NFL with a career-high and team-leading 12.5 sacks. He led the Cardinals with 19 tackles for loss and tied for the team lead with 4 forced fumbles. He totaled 12.5 sacks, having at least one sack in each of the first 5 games. With a 14-yard sack of Case Keenum vs. the Rams (10/6) he joined Chandler Jones as the only players in Cardinals history with a sack in each of the season's first 4 games.

## OFF-THE-FIELD ACTIVITY

- Named a Celebrity Champion for the Sickle Cell Disease Association of America, Inc.
- Hosted the 4th Annual Youth Football Camp with Markus Golden for athletes in St. Louis, Mo.
- Served as a Play 60 Ambassador adopting Lewis F. Cole Middle School in Fort Lee, N.J., motivating the students, to get active and play outside

## 2019 HIGHLIGHTS

- Golden has had at least a half-sack in 8 of the last 11 games and leads the Giants with 7.5 sacks
- Scored his first career touchdown on a 42-yard fumble return with 4:38 remaining in the second quarter at New England (10/14)
- Golden's touchdown was the first by a Giants player on a fumble return since Jan. 1, 2017, when cornerback Trevin Wade scored on an 11-yard return on the game's last play at Washington
- Golden's 42-yard fumble return was the longest by a Giants defensive player since Olivier Vernon's 43-yarder vs. Washington on Oct. 28, 2018, and the longest for a touchdown since Jason Pierre-Paul's 43-yarder at Cleveland on Nov. 27, 2016

## GOLDEN'S CAREER TOTALS

### REGULAR SEASON

YEAR	TACKLES							
	GP	GS	T	A	TOT	SKS	FF	FR
2015 AZ	15	6	19	18	37	4.0	2	0
2016 AZ	16	3	45	18	63	12.5	4	1
2017 AZ	4	4	11	1	12	0.0	0	0
2018 AZ	11	11	25	5	30	2.5	0	0
2019 NYG	12	12	30	25	55	7.5	0	1
<b>Totals</b>	<b>58</b>	<b>36</b>	<b>130</b>	<b>67</b>	<b>197</b>	<b>26.5</b>	<b>6</b>	<b>2</b>

Additional Statistics: 2015 – 1 special teams tackle; 2019 -- 17 quarterback hits, 10 tackles for loss, 42-yard fumble return for touchdown.

Single-Game Highs: Sacks -- 2.5 (at Los Angeles Rams, 1/1/17); Fumble Recoveries -- 1 (2 times).

### POSTSEASON

YEAR	TACKLES							
	GP	GS	T	A	TOT	SKS	FF	FR
2015 AZ	2	2	6	5	11	0.0	0	0
<b>Totals</b>	<b>2</b>	<b>2</b>	<b>6</b>	<b>5</b>	<b>11</b>	<b>0.0</b>	<b>0</b>	<b>0</b>

## GOLDEN'S 2019 GAME-BY-GAME TOTALS

DATE	OPP	T	A	TOT	SKS	PD	FF	FR
9/8	@DAL	0	1	1	0.0	0	0	0
9/15	BUF	3	3	6	1.0	0	0	0
9/22	@TB	3	2	5	2.0	0	0	0
9/29	WAS	0	2	2	0.5	0	0	0
10/6	MIN	3	2	5	1.0	0	0	0
10/10	@NE	0	3	3	0.5	0	0	1
10/20	ARI	3	2	5	0.0	0	0	0
10/27	@DET	5	2	7	0.5	0	0	0
11/4	DAL	3	2	5	0.0	0	0	0
11/10	@NYJ	2	2	4	1.0	0	0	0
11/24	@CHI	3	1	4	1.0	0	0	0
12/1	GB	5	3	8	0.0	0	0	0
12/9	@PHI							
12/15	MIA							
12/22	@WAS							
12/29	PHI							
<b>Totals</b>		<b>30</b>	<b>25</b>	<b>55</b>	<b>7.5</b>	<b>0</b>	<b>0</b>	<b>1</b>

Additional Statistics: 2 quarterback hits vs. Buffalo (9/15); 4 quarterback hits, 2 tackles for loss at Tampa Bay (9/22); 3 quarterback hits vs. Washington (9/29); 1 quarterback hit, 1 tackle for loss vs. Minnesota (10/6); 1 quarterback hit, 42-yard fumble return for touchdown at New England (10/10); 2 quarterback hits, 1 tackle for loss at Detroit (10/27); 1 tackle for loss vs. Dallas (11/4); 2 tackles for loss, 2 quarterback hits at Jets (11/10); 1 quarterback hit, 3 tackles for loss at Chicago (11/24); 1 quarterback hit vs. Green Bay (12/1).

**6-4 | 315**  **3RD YEAR**

**HOMETOWN: ST. PETERSBURG, FL**  
**HIGH SCHOOL: CATHOLIC**



**COLLEGE: FLORIDA (2009-13)**



## COLLEGE CAREER

- Played in 51 games with 43 starts in 5 years at Florida
- Was elected a team captain as both a junior and senior
- As a senior, Halapio started the final 10 games at right guard after missing the first 2 with an injury
- As a junior, earned 2nd-team All-SEC honors after starting all 13 games at right guard

## 2019 HIGHLIGHTS

- Has started 11 games of the 2019 season at center for the Giants. He was inactive at the Jets (11/10) with a hamstring injury.

## FAST FACTS

### SPORTS IDOL GROWING UP

Mike Alstott because he was a physical fullback for the Tampa Bay Buccaneers. I was a Bucs fan growing up, so I loved watching him play.

### PREGAME RITUALS

I say a prayer.

### WELCOME TO THE NFL MOMENT

When I got hit by (Linebacker) Dont'a Hightower playing against the New England Patriots.

## AT A GLANCE

Jon Halapio was originally a 6th-round (179th pick overall) draft choice by the New England Patriots in 2014. He was signed to a reserve/future contract by the Giants on Jan. 9, 2017. Halapio has played in 23 games with 19 starts - 6 at right guard in 2017, 2 at center in 2018, and 11 at center in 2019. In 2018, Halapio became the first-team center in the spring workouts and started the first 2 games. He suffered fractures of his right lower leg and ankle at Dallas (9/16/18) and was placed on injured reserve.

## OFF-THE-FIELD ACTIVITY

- Hosted his annual youth football camp in St. Petersburg, Fla.
- Served as a Play 60 Ambassador adopting Lewis F. Cole Middle School in Fort Lee, N.J., motivating the students, every week for a month, to get active and play outside
- Attended the 2019 Giants Draft Party, thanking season ticket holders for their support and celebrating the new Rookie Draft Class
- Attended the United Way NYC Gridiron Gala, joining teammates and Hometown Hero recipient Michael Thomas to help raise over \$2 million in support of the United Way's efforts in New York City
- Packed 1,000+ care packages with front office staff, coaches and teammates that were donated to My Sisters' Place, a safe haven for victims of domestic violence and human trafficking
- Surprised JFK and the Eastside H.S. football programs with a \$10,000 grant to purchase new equipment

## PERSONAL

- Married to Sierra, and they have two children, Savannah and Jeremiah
- Majored in business
- Played at St. Petersburg (Fla.) Catholic High School, where he was named first-team all-county his senior year



## HALAPIO'S CAREER TOTALS

### REGULAR SEASON

YEAR	GP	GS
2017 NYG	10	6
2018 NYG	2	2
2019 NYG	11	11
<b>Totals</b>	<b>23</b>	<b>19</b>

Additional statistics: 2017 – 1 fumble recovery.

## HALAPIO'S 2019 GAME-BY-GAME TOTALS

DATE	OPP	GP	GS
9/8	@DAL	1	1
9/15	BUF	1	1
9/22	@TB	1	1
9/29	WAS	1	1
10/6	MIN	1	1
10/10	@NE	1	1
10/20	ARI	1	1
10/27	@DET	1	1
11/4	DAL	1	1
11/10	@NYJ	Inactive	
11/24	@CHI	1	1
12/1	GB	1	1
12/9	@PHI		
12/15	MIA		
12/22	@WAS		
12/29	PHI		
<b>Totals</b>		<b>11</b>	<b>11</b>

**5-9 | 191**  **2ND YEAR**

**HOMETOWN:** ATLANTA, GA  
**HIGH SCHOOL:** LOVETT SCHOOL



**COLLEGE:** PENN STATE (2014-17)



## COLLEGE CAREER

- Played in 49 games with 36 starts at Penn State and finished with 139 tackles (89 solo), 5 interceptions, 23 passes defended, 2.0 sacks and 6.5 tackles for loss
- Elected a team captain as a senior in 2017
- Was named honorable mention All-Big Ten by the media and coaches and was a semi-finalist for the Jim Thorpe Award
- Started all 13 games at slot cornerback and finished the season with 40 tackles (27 solo), 2.0 sacks and 2 interceptions
- As a junior in 2016, played in 12 games with 11 starts and registered 39 tackles (23 solo)
- Became the first player in school history to return a blocked field goal for a touchdown after he returned one 60 yards for a score vs. Ohio State (10/22)

## PERSONAL

- Played at the Lovett School in Atlanta, Ga., where he was a 2-year captain and earned the AP Georgia Class 2A Offensive Player of the Year Award
- Two-time academic all-Big Ten honoree, and a member of the school's Athletic Director's Leadership Institute
- Completed his degree in advertising and public relations in 3½ years
- Father, Leon Haley Jr., is dean of the University of Florida College of Medicine - Jacksonville

## AT A GLANCE

Grant Haley was originally signed as a rookie free agent by the Giants on May 10, 2018. As a rookie in 2018, Haley played in 10 games with 9 starts. He finished the season with 33 tackles (29 solo) and 2 passes defended. Haley made his NFL debut at Atlanta (10/22), and he tallied a season-high 8 solo tackles vs. Chicago (12/2).

## OFF-THE-FIELD ACTIVITY

- Participated in a Play 60 event at Walter Stillman Elementary School and played with the students for 60 minutes during their physical education class to encourage them to live healthy, active lives. Modell's donated \$1,500 worth of new athletic equipment
- Visited the children's hospital with other rookie teammates at Hackensack University Medical Center on Halloween to visit with young patients and their families, wearing fun costumes
- Served as a Play 60 Ambassador adopting Lewis F. Cole Middle School in Fort Lee, N.J., motivating the students, every week for a month, to get active and play outside
- Attended the Giants annual Jingle Jam holiday party for 600 New Jersey foster children, who each received winter coats, clothes, athletic equipment and enjoyed a night of dancing and fun activities
- Represented the American Liver Foundation during Week 13 of the My Cause My Cleats NFL initiative
- Served lunch at Eva's Village in Paterson, NJ with fellow rookie teammates as well as set up and cleaned up afterwards
- Packed 1,000+ care packages with front office staff, coaches and teammates that were donated to My Sisters' Place, a safe haven for victims of domestic violence and human trafficking

## 2019 HIGHLIGHTS

- Haley recorded the first sack of his career in the second quarter at Detroit (10/27) when he brought Matthew Safford down in the backfield for a 6-yard loss
- He also had 7 solo tackles at Detroit, tied for the team lead



## HALEY'S CAREER TOTALS

REGULAR SEASON			TACKLES					INTERCEPTIONS						
YEAR	GP	GS	T	A	TOT	PD	SKS	FF	FR	NO	YDS	AVG	LG	TD
2018 NYG	10	9	29	4	33	2	0.0	0	0	0	0	0.0	0	0
2019 NYG	11	3	36	7	43	0	1.0	0	0	0	0	0.0	0	0
<b>Totals</b>	<b>21</b>	<b>12</b>	<b>65</b>	<b>11</b>	<b>76</b>	<b>2</b>	<b>1.0</b>	<b>0</b>	<b>0</b>	<b>0</b>	<b>0</b>	<b>0.0</b>	<b>0</b>	<b>0</b>

Additional Statistics: 2019 -- 4 tackles for loss, 1 quarterback hit.

## HALEY'S 2019 GAME-BY-GAME TOTALS

DATE	OPP	TACKLES					INTERCEPTIONS						
		T	A	TOT	PD	SKS	FF	FR	NO	YDS	AVG	LG	TD
9/8	@DAL	3	1	4	0	0.0	0	0	0	0	0.0	0	0
9/15	BUF	0	1	1	0	0.0	0	0	0	0	0.0	0	0
9/22	@TB	3	0	3	0	0.0	0	0	0	0	0.0	0	0
9/29	WAS	3	2	5	0	0.0	0	0	0	0	0.0	0	0
10/6	MIN	2	2	4	0	0.0	0	0	0	0	0.0	0	0
10/10	@NE	6	0	6	0	0.0	0	0	0	0	0.0	0	0
10/20	ARI	6	1	7	0	0.0	0	0	0	0	0.0	0	0
10/27	@DET	7	0	7	0	1.0	0	0	0	0	0.0	0	0
11/4	DAL	DNP											
11/10	@NYJ	2	0	2	0	0.0	0	0	0	0	0.0	0	0
11/24	@CHI	0	0	0	0	0.0	0	0	0	0	0.0	0	0
12/1	GB	4	0	4	0	0.0	0	0	0	0	0.0	0	0
12/9	@PHI												
12/15	MIA												
12/22	@WAS												
12/29	PHI												
<b>Totals</b>		<b>36</b>	<b>7</b>	<b>43</b>	<b>0</b>	<b>1.0</b>	<b>0</b>	<b>0</b>	<b>0</b>	<b>0</b>	<b>0.0</b>	<b>0</b>	<b>0</b>

Additional Statistics: 1 tackle for loss vs. Minnesota (10/6); 1 tackle for loss at New England (10/10); 1 tackle for loss, 1 quarterback hit at Detroit (10/27); 1 tackle for loss vs. Green Bay (12/1).

**6-0 | 195**  **4TH YEAR**

**HOMETOWN: JOHNSTON, SC**  
**HIGH SCHOOL: STROM THURMOND**



**COLLEGE: SOUTH CAROLINA STATE**  
**(2011-15)**



## COLLEGE CAREER

- Played in 33 games in 3 seasons at South Carolina State
- Totaled 73 tackles (66 solo), 1.0 sack, 9 tackles for loss, 4 interceptions and 9 passes defended
- Returned 33 kickoffs for 818 yards (24.8-yard avg.) and 2 touchdowns
- Also returned 23 punts for 498 yards (21.6-yard avg.) and 2 touchdowns
- As a senior, named 2nd team preseason All-MEAC as a return specialist
- Ranked 2nd in the MEAC with 22 kickoff returns for 503 yards (22.9-yard avg.) with 1 touchdowns
- Led the nation in kickoff return yards
- As a junior, earned All-MEAC honors as a return specialist
- Led the nation (FCS I-AA) with 15 punt returns for 384 yards (25.6-yard avg.) and 2 touchdowns
- Named MEAC Special Teams Player of the Week 3 times

## PERSONAL

- Attended Strom Thurmond High School in Johnston, S.C., where he lettered in both football and basketball

## AT A GLANCE

Antonio Hamilton was originally signed as an undrafted free agent by the Oakland Raiders on May 10, 2016. He was signed by the Giants on Sept. 2, 2018. Hamilton has played in 37 regular-season games and has made 16 solo tackles on defense and 12 on special teams. In his first season with the Giants in 2018, Hamilton played in 13 games and had 6 special teams tackles (5 solo). He was placed on injured reserve on Dec. 19 with a quad injury suffered vs. Tennessee (12/16/18).

## OFF-THE-FIELD ACTIVITY

- With his wife, hosted the third annual Camp Hamilton Youth Football Camp for youth football athletes as well as cheerleaders and dancers in Johnston, South Carolina
- Camp motto is ALITE: At least I try everyday. The camp awarded its first \$2,000 scholarship
- Attended the Giants annual Jingle Jam holiday party for 600 New Jersey foster children, who each received winter coats, clothes, athletic equipment and enjoyed a night of dancing and fun activities
- Joined the Vera Institute for Justice for two-day experiential learning visit for Justice Arraignments and Bail Learning Experience in Binghamton, NY
- Attended Cipriani Wall Street NYC for the Vera Institute for Justice Gala
- Packed 1,000+ care packages with front office staff, coaches and teammates that were donated to My Sisters' Place, a safe haven for victims of domestic violence and human trafficking

## 2019 HIGHLIGHTS

- Started the first game of his career at cornerback on Sept. 8 at Dallas
- Recorded a career-high 5 tackles (4 solo) at Dallas (9/8)

FEEL THE PRIDE

## HAMILTON'S CAREER TOTALS

### REGULAR SEASON

YEAR	TACKLES										INTERCEPTIONS			
	GP	GS	T	A	TOT	SKS	PD	FF	FR	NO	YDS	AVG	LG	
2016 OAK	4	0	3	0	3	0.0	0	0	0	0	0	0.0	0	
2017 OAK	8	0	9	0	9	0.0	0	0	0	0	0	0.0	0	
2018 NYG	13	0	0	0	0	0.0	0	0	0	0	0	0.0	0	
2019 NYG	12	1	4	2	6	0.0	0	0	0	0	0	0.0	0	
<b>Totals</b>	<b>37</b>	<b>1</b>	<b>16</b>	<b>2</b>	<b>18</b>	<b>0.0</b>	<b>0</b>	<b>0</b>	<b>0</b>	<b>0</b>	<b>0</b>	<b>0.0</b>	<b>0</b>	

Additional Statistics: 2017 – 2 special teams tackles; 2018 – 6 special teams tackles; 2019 -- 4 special teams tackles.

## HAMILTON'S 2019 GAME-BY-GAME TOTALS

DATE	OPP	TACKLES							INTERCEPTIONS					
		T	A	TOT	PD	SKS	FF	FR	NO	YDS	AVG	LG	TD	
9/8	@DAL	4	1	5	0	0.0	0	0	0	0	0.0	0	0	
9/15	BUF	0	0	0	0	0.0	0	0	0	0	0.0	0	0	
9/22	@TB	0	0	0	0	0.0	0	0	0	0	0.0	0	0	
9/29	WAS	0	0	0	0	0.0	0	0	0	0	0.0	0	0	
10/6	MIN	0	0	0	0	0.0	0	0	0	0	0.0	0	0	
10/10	@NE	0	0	0	0	0.0	0	0	0	0	0.0	0	0	
10/20	ARI	0	1	1	0	0.0	0	0	0	0	0.0	0	0	
10/27	@DET	0	0	0	0	0.0	0	0	0	0	0.0	0	0	
11/4	DAL	0	0	0	0	0.0	0	0	0	0	0.0	0	0	
11/10	@NYJ	0	0	0	0	0.0	0	0	0	0	0.0	0	0	
11/24	@CHI	0	0	0	0	0.0	0	0	0	0	0.0	0	0	
12/1	GB	0	0	0	0	0.0	0	0	0	0	0.0	0	0	
12/9	@PHI													
12/15	MIA													
12/22	@WAS													
12/29	PHI													
<b>Totals</b>		<b>4</b>	<b>2</b>	<b>6</b>	<b>0</b>	<b>0.0</b>	<b>0</b>	<b>0</b>	<b>0</b>	<b>0</b>	<b>0.0</b>	<b>0</b>	<b>0</b>	

Additional Statistics: 1 special teams tackle at Tampa Bay (9/22); 1 special teams tackle vs. Washington (9/29); 1 special teams tackle vs. Dallas (11/4); 1 special teams tackle at Jets (11/10).

6-3 | 332  2ND YEARHOMETOWN: LAS VEGAS, NV  
HIGH SCHOOL: CHAPARRAL

COLLEGE: UTEP (2014-17)



## COLLEGE CAREER

- Started all 49 games in which he played during his collegiate career at left guard
- Hernandez was named to the AP All-America 2nd team in both 2016 and 2017, becoming first UTEP player to receive back-to-back AP All-America honors
- He was the first UTEP offensive lineman to be named to an All-America team, and first Miner at any position to earn AP All-America recognition since 2006
- Was 1 of 6 Miners in school history to be selected an AP All-America
- Hernandez was the first UTEP offensive lineman since 2009 to be named to the All-Conference USA first team
- In Hernandez's 4 seasons, the Miners allowed 1.47 sacks per game, including 1 or no sacks in 27 games, and zero sacks in 12 contests

## 2019 HIGHLIGHTS

- Has started every game at left guard and has not missed a single snap

## PERSONAL

- Played 3 years of varsity football as an offensive guard, defensive tackle and kicker at Chaparral High School in Las Vegas
- Selected all-conference on both offense and defense
- Also completed on the wrestling and track & field teams (threw the shot put and discus)

## AT A GLANCE

Will Hernandez was originally a 2nd round (34th pick overall) draft choice by the Giants in 2018. As a rookie in 2018, Hernandez started all 16 games at left guard. He joined left tackle Nate Solder as the only offensive linemen to start every game and was 1 of 8 Giants to start all 16 contests. Hernandez was the Giants' first rookie offensive lineman to start every game since right tackle Justin Pugh in 2013.

## OFF-THE-FIELD ACTIVITY

- Visited the children's hospital with other rookie teammates at Hackensack University Medical Center on Halloween to visit with young patients and their families, wearing fun costumes
- Attended the 2019 Giants Draft Party, thanking season ticket holders for their support and celebrating the new Rookie Draft Class
- Attended the Giants annual Jingle Jam holiday party for 600 New Jersey foster children, who each received winter coats, clothes, athletic equipment and enjoyed a night of dancing and fun activities
- Served lunch at Eva's Village in Paterson, N.J. with fellow rookie teammates as well as set up and cleaned up afterwards
- Packed 1,000+ care packages with front office staff, coaches and teammates that were donated to My Sisters' Place, a safe haven for victims of domestic violence and human trafficking
- Hosted a holiday party for youth members of YCS at the Quest Diagnostics Training Center
- Attended the Make A Wish Castle to announce the 2019 draft choices

## CAREER HIGHLIGHTS

- Hernandez has never missed a snap in his 28-game career
- He and running back Saquon Barkley started every game as rookies. It was just the 2nd time since the 1970 merger the Giants had multiple rookies start every game; in 1981, linebacker Lawrence Taylor and defensive tackle Bill Neill started all 16 games
- Hernandez and Barkley were the first Giants offensive rookies to start every game since wide receiver Sterling Shepard in 2016
- It was the 2nd straight season the Giants' 2nd-round draft choice started every game; defensive tackle Dalvin Tomlinson did it in 2017
- When Hernandez started vs. Jacksonville (9/9/18), he was the first Giants rookie to start on the offensive line in season opener since Ereck Flowers in 2015 and the first rookie to start at guard in an opener since Weston Richburg in 2014

## HERNANDEZ'S CAREER TOTALS

### REGULAR SEASON

YEAR	GP	GS
2018 NYG	16	16
2019 NYG	12	12
<b>Totals</b>	<b>28</b>	<b>28</b>

## HERNANDEZ'S 2019 GAME-BY-GAME TOTALS

DATE	OPP	GP	GS
9/8	@DAL	1	1
9/15	BUF	1	1
9/22	@TB	1	1
9/29	WAS	1	1
10/6	MIN	1	1
10/10	@NE	1	1
10/20	ARI	1	1
10/27	@DET	1	1
11/4	DAL	1	1
11/10	@NYJ	1	1
11/24	@CHI	1	1
12/1	GB	1	1
12/9	@PHI		
12/15	MIA		
12/22	@WAS		
12/29	PHI		
<b>Totals</b>		<b>12</b>	<b>12</b>

6-3 | 310  2ND YEAR

HOMETOWN: OAKBORO, NC

HIGH SCHOOL: WEST STANLY



COLLEGE: NC STATE (2014-17)



## COLLEGE CAREER

- Played in 51 games with 44 starts at North Carolina State

- Career totals include 187 tackles (80 solo), 26.5 tackles for losses, 9.0 sacks, 2 forced fumbles, 2 fumble recoveries, 11 quarterback pressures, and 10 pass breakup

- As a senior in 2017, started all 13 games at nose tackle and finished with a career-high 57 tackles (20 solo), 55 tackles for losses, 3.0 sacks, 1 forced fumble, 3 quarterback pressures, and 4 pass breakups

MOST SINGLE-SEASON SACKS  
BY A ROOKIE

IN GIANTS HISTORY (SINCE 1982)

5.5	B.J. HILL (2018)
5.0	ANDY HEADEN (1983)
5.0	CORNELIUS GRIFFIN (2000)

## PERSONAL

- Criminology major at NC State
- Played defensive end at West Stanly High School
- Recorded 68 tackles, 9.0 sacks and 1 interception, plus 118 carries for 819 yards and 5 touchdowns as a senior
- Also played basketball, including AAU competition

## AT A GLANCE

B.J. Hill was originally a 3rd round (69th pick overall) draft choice by the Giants in 2018. As a rookie in 2018, Hill played in all 16 games with 12 starts at defensive tackle. He finished 2nd on the team with a Giants rookie-record 5.5 sacks. Hill's career totals include 76 tackles (42 solo), 6 tackles for loss, 8 quarterback hits and 2 passes defended.

## OFF-THE-FIELD ACTIVITY

- Hosted the B.J. Hill Youth Football Camp for athletes in Red Cross, N.C.
- Attended the Giants annual Jingle Jam holiday party for 600 New Jersey foster children, who each received winter coats, clothes, athletic equipment and enjoyed a night of dancing and fun activities
- Participated in drills with youth football players at Quest Diagnostics Training Facility for the Campbell's High School Clinic with Cardinal Hayes H.S.
- Represented Kingdom Citizens Outreach Ministries during Week 13 of the My Cause My Cleats NFL initiative
- Served lunch at Eva's Village in Paterson, N.J. with fellow rookie teammates as well as set up and cleaned up afterwards
- Packed 1,000+ care packages with front office staff, coaches and teammates that were donated to My Sisters' Place, a safe haven for victims of domestic violence and human trafficking
- Hosted a holiday party for youth members of YCS at the Quest Diagnostics Training Center
- Presented at the Courage Award at the Wounded Warrior Project Benefit Dinner
- Led a 45-minute fitness class at HackensackUMC Fitness & Wellness Center powered by the Giants
- Visited the children's hospital with other rookie teammates at Hackensack University Medical Center on Halloween to visit with young patients and their families, wearing fun costumes

## CAREER HIGHLIGHTS

## In 2019:

- Registered a season-high 5 tackles (2 solo) vs. Minnesota (10/6)

## In 2018:

- Recorded his first NFL sack, a 7-yard takedown of Deshaun Watson, at Houston (9/23)
- Followed with the Giants' only sack of Drew Brees, an 8-yarder, vs. New Orleans (9/30)
- Finished with a season-high 6 tackles (5 solo) vs. Washington (10/28)
- Tallied 3.0 sacks, the highest total by a Giants player in 2018, vs. Chicago (12/2). It was the first 3-sack game by a Giants player since Jason Pierre-Paul had 3.0 sacks at Denver on Oct. 15, 2017, and the first by a Giants rookie since Philip Tabor did it vs. Philadelphia on Sept. 23, 1979.

FEEL THE PRIDE

## HILL'S CAREER TOTALS

### REGULAR SEASON

YEAR	GP	GS	T	A	TACKLES			
					TOT	SKS	FF	FR
2018 NYG	16	12	32	16	48	5.5	0	0
2019 NYG	12	5	10	18	28	0.0	0	0
<b>Totals</b>	<b>28</b>	<b>17</b>	<b>42</b>	<b>34</b>	<b>76</b>	<b>5.5</b>	<b>0</b>	<b>0</b>

Additional Statistics: 2018 — 6 tackles for loss, 8 quarterback hits, 2 passes defended.

Single-Game Highs: Sacks -- 3.0 (vs. Chicago, 12/2/18).

## HILL'S 2019 GAME-BY-GAME TOTALS

DATE	OPP	T	A	TOT	SKS	FF	FR
9/8	@DAL	1	3	4	0.0	0	0
9/15	BUF	2	1	3	0.0	0	0
9/22	@TB	1	2	3	0.0	0	0
9/29	WAS	0	4	4	0.0	0	0
10/6	MIN	2	3	5	0.0	0	0
10/10	@NE	1	1	2	0.0	0	0
10/20	ARI	0	1	1	0.0	0	0
10/27	@DET	1	0	1	0.0	0	0
11/4	DAL	1	0	1	0.0	0	0
11/10	@NYJ	0	2	2	0.0	0	0
11/24	@CHI	0	0	0	0.0	0	0
12/1	GB	1	1	2	0.0	0	0
12/9	@PHI						
12/15	MIA						
12/22	@WAS						
12/29	PHI						
<b>Totals</b>		<b>10</b>	<b>18</b>	<b>28</b>	<b>0.0</b>	<b>0</b>	<b>0</b>



**6-4 | 255**  **3RD YEAR**

**HOMETOWN:** LOUISVILLE, KY  
**HIGH SCHOOL:** EASTERN



**COLLEGE:** LOUISVILLE (2012-16)



## COLLEGE CAREER

- Appeared in 26 games and recorded 3 special teams tackles at LS during his 3-year career (2014-16) career at Louisville

- Tried out for the Louisville baseball team after serving as a student manager his freshman year, but did not make the team

- The next year, tried out for the football team and made the team and earned a scholarship

### As a senior in 2016:

- Served as the team's long snapper in all 13 games and registered 2 special teams tackles

### As a junior in 2015:

- Appeared in 12 games and tallied 1 special teams tackle

### As a sophomore in 2014:

- Played in just 1 game

## PERSONAL

- Graduated from Eastern (Louisville, KY) HS, where he served as the team's long snapper in two seasons of varsity football

- Played three seasons of baseball at Eastern, and produced the team's best ERA as a pitcher his senior year

- His uncle, John Holba, played QB at Ohio University and Western Michigan, and his cousin, Andrew Holba, played on the offensive line at the Air Force Academy

- Son of Paul and DeAnn Holba

## AT A GLANCE

Colin Holba was originally a 6th round (213th pick overall) draft choice by the Pittsburgh Steelers in 2017. He was signed as a free agent to the New York Giants practice squad on Nov. 12, 2019 and then signed to the active roster on Nov. 30, 2019. Holba has played in 14 career games at long snapper for the Steelers, Jaguars, 49ers and Giants, and has recorded 1 career special teams tackle.

## CAREER HIGHLIGHTS

### In 2019 (SF/NYG):

- Played in the first 2 games of the season for the 49ers at long snapper

- Waived by San Francisco on 9/17

- Signed to the Giants practice squad on 11/12, and the active roster on 11/30

- Made his Giants debut at long snapper against the Packers (12/1), replacing Zak DeOssie, who was placed on injured reserve

### In 2018 (SF):

- Waived by Jacksonville on 6/14

- Signed by San Francisco on 12/5

- Appeared in 4 games for the 49ers as the team's long snapper

### As a rookie in 2017 (PIT/JAX):

- Drafted in the 6th round (213th overall) by the Steelers

- Waived by Pittsburgh on 9/2 and signed by Jacksonville on 11/14

- Appeared in 7 games as long snapper for the Jaguars and registered 1 special teams tackle

- Made his NFL debut at Cleveland (11/19)



FEEL THE PRIDE

## HOLBA'S CAREER TOTALS

### REGULAR SEASON

YEAR	GP	GS
2017 JAX	7	0
2018 SF	4	0
2019 SF	2	0
2019 NYG	1	0
<b>Totals</b>	<b>14</b>	<b>0</b>

Additional Statistics: 2017 -- 1 special teams tackle.

## HOLBA'S 2019 GAME-BY-GAME TOTALS

DATE	OPP	GP	GS
9/8	@TB	1	0
9/15	@CIN	1	0
9/22	@TB	N/A	
9/29	WAS	N/A	
10/6	MIN	N/A	
10/10	@NE	N/A	
10/20	ARI	N/A	
10/27	@DET	N/A	
11/4	DAL	N/A	
11/10	@NYJ	N/A	
11/24	@CHI	N/A	
12/1	GB	1	0
12/9	@PHI		
12/15	MIA		
12/22	@WAS		
12/29	PHI		
<b>Totals</b>		<b>3</b>	<b>0</b>

**5-10 | 190**  **8TH YEAR**

**HOMETOWN: PAHOKEE, FL**  
**HIGH SCHOOL: PAHOKEE**



**COLLEGE: NORTH ALABAMA (2011)**



**FLORIDA (2008-10)**



## PERSONAL

- Social & behavioral sciences major
- Parade and EA Sports All-America defensive back at Pahokee (Fla.) High School, where won 4 state titles and earned first-team Class 2B all-state honors as a senior
- Nickname "Jackrabbit" originated in college, at the University of Florida, when his coach noticed him always running. He felt the nickname fit him perfectly because he grew up chasing rabbits as a training method in South Florida.

## NFL INTERCEPTION LEADERS

2019 SEASON

5	DEVIN MCCOURTY (NE)
5	MINKAH FITZPATRICK (PIT)
4	JANORIS JENKINS (NYG)
4	MARCUS WILLIAMS (NO)
4	JOE SCHOBERT (CLE)

## OFF-THE-FIELD ACTIVITY

- Founded the Jackrabbit Foundation, which is based in his home state of Florida
- Packed 1,000+ care packages with front office staff, coaches and teammates that were donated to My Sisters' Place, a safe haven for victims of domestic violence and human trafficking

## AT A GLANCE

Janoris "Jackrabbit" Jenkins was originally a 2nd-round (39th pick overall) draft choice by the St. Louis Rams in 2012. He was signed as a free agent by the Giants on March 10, 2016. In 2016, Jenkins was named a 2nd-team AP All-Pro and voted to his first Pro Bowl. Jenkins has played in 112 regular-season games with 110 starts, and he started the only postseason game in which he has played. His career statistics include 453 tackles (400 solo), 22 interceptions, including 7 returned for touchdowns, 104 passes defended, 6 forced fumbles, 2 fumble recoveries, and 2 sacks. Jenkins has scored 9 career touchdowns — 7 interception returns, 1 fumble return, 1 blocked punt return. In 2018, Jenkins started all 16 games for the 2nd time in his career and led the Giants with 15 passes defended, and was 4th on the team with 69 tackles (58 solo).

## 2019 HIGHLIGHTS

- After recording 2 interceptions for the 3rd time in his career vs. Washington (9/29), Jenkins was named NFC Defensive Player of the Week in Week 4.
- Jenkins had a 62-yard interception return at New England (10/10). The return was the longest by a Giants player on an interception since Nov. 1, 2015, when cornerback Trumaine McBride picked off a Drew Brees pass in New Orleans and ran it back 63 yards for a score. It was also the longest interception return in the NFC this season.
- Jackrabbit is currently tied for 3rd in the NFL with 4 interceptions and tied for 2nd with 14 passes defended.

## KEEP IT 100%

- Against Buffalo (9/15/19), Jackrabbit started the **100th** game of his career.
- He registered the **100th solo tackle** of his career in his second season with the St. Louis Rams vs. Chicago (12/15/13).
- Against Detroit (10/27/19), Jackrabbit recorded the **100th pass defended** of his career.

## NFL HONORS AND AWARDS

**AP**

2016 SECOND-TEAM AP  
ALL-PRO



2016 PRO BOWL

FEEL THE PRIDE

## JENKINS' CAREER TOTALS

REGULAR SEASON				TACKLES				INTERCEPTIONS					
YEAR	GP	GS	T	A	TOT	PD	FF	FR	NO	YDS	AVG	LG	TD
2012 STL	15	14	64	9	73	14	0	1	4	150	37.5	41ft	3
2013 STL	16	16	54	6	60	14	0	1	1	5	5.0	5	0
2014 STL	14	13	55	4	59	5	2	0	2	124	62.0	99ft	2
2015 STL	15	15	56	8	64	15	1	0	3	0	0.0	0	0
2016 NYG	15	15	44	5	49	18	1	0	3	26	8.7	23	0
2017 NYG	9	9	27	4	31	9	1	0	3	113	37.7	53ft	2
2018 NYG	16	16	58	11	69	15	1	0	2	29	14.5	29	0
2019 NYG	12	12	42	6	48	14	0	0	4	84	21.0	62	0
<b>Totals</b>	<b>112</b>	<b>110</b>	<b>400</b>	<b>53</b>	<b>453</b>	<b>104</b>	<b>6</b>	<b>2</b>	<b>22</b>	<b>531</b>	<b>24.1</b>	<b>99ft</b>	<b>7</b>

Additional Statistics: 2012 — Scored a touchdown on a fumble return and blocked a field goal attempt. 2013 — 1.0 sack; 2016 — 1.0 sack, scored a touchdown on a return of a blocked field goal

Single-Game Highs: Sacks -- 1.0 (2 times); Interceptions -- 2 (3 times); Interception Return Yards -- 99 (at San Diego, 11/23/14); Interception Return Touchdowns -- 2 (at Arizona, 11/25/12); Fumble Recoveries -- 1 (2 times).

POSTSEASON				TACKLES				INTERCEPTIONS					
YEAR	GP	GS	T	A	TOT	PD	FF	FR	NO	YDS	AVG	LG	TD
2016 NYG	1	1	0	1	1	0	0	0	0	0	0.0	0	0
<b>Totals</b>	<b>1</b>	<b>1</b>	<b>0</b>	<b>1</b>	<b>1</b>	<b>0</b>	<b>0</b>	<b>0</b>	<b>0</b>	<b>0</b>	<b>0.0</b>	<b>0</b>	<b>0</b>

## JENKINS' 2019 GAME-BY-GAME TOTALS

				TACKLES				INTERCEPTIONS					
DATE	OPP	T	A	TOT	PD	SKS	FF	FR	NO	YDS	AVG	LG	TD
9/8	@DAL	5	0	5	1	0.0	0	0	0	0	0.0	0	0
9/15	BUF	7	0	7	0	0.0	0	0	0	0	0.0	0	0
9/22	@TB	5	0	5	1	0.0	0	0	0	0	0.0	0	0
9/29	WAS	3	1	4	3	0.0	0	0	2	12	6.0	12	0
10/6	MIN	3	2	5	1	0.0	0	0	0	0	0.0	0	0
10/10	@NE	3	0	3	2	0.0	0	0	1	62	62.0	62	0
10/20	ARI	3	0	3	1	0.0	0	0	0	0	0.0	0	0
10/27	@DET	3	0	3	1	0.0	0	0	1	10	10.0	10	0
11/4	DAL	2	1	3	0	0.0	0	0	0	0	0.0	0	0
11/10	@NYJ	4	0	4	1	0.0	0	0	0	0	0.0	0	0
11/24	@CHI	4	1	5	2	0.0	0	0	0	0	0.0	0	0
12/1	GB	0	1	1	1	0.0	0	0	0	0	0.0	0	0
12/9	@PHI												
12/15	MIA												
12/22	@WAS												
12/29	PHI												
<b>Totals</b>		<b>42</b>	<b>6</b>	<b>48</b>	<b>14</b>	<b>0.0</b>	<b>0</b>	<b>0</b>	<b>4</b>	<b>84</b>	<b>21.0</b>	<b>62</b>	<b>0</b>

**6-5 | 220**  **ROOKIE****HOMETOWN: CHARLOTTE, NC**  
**HIGH SCHOOL: LATIN****COLLEGE: DUKE (2016-18)****COLLEGE CAREER**

- Ranks 5th all-time in career passing yards (8,201) and pass completions (764), and 2nd all-time in career passing touchdowns (52) in school history

**2019 HIGHLIGHTS**

- In his debut at Tampa Bay (9/22), Jones completed 23 of 36 passes for 336 yards and 2 touchdowns, while also leading the Giants in rushing with 28 yards and 2 scores. In doing so, he became the first rookie quarterback in the Super Bowl era and just the second overall (Eric Hipple 1981) to throw for at least 300 yards and 2 touchdowns and run for 2 scores in his first career start.
- Jones was the first Giants quarterback with at least two passing and two rushing touchdowns in a game since Nov. 28, 1948, when Charlie Conerly threw scoring passes of 14 yards to Ray Poole and 23 yards to Bill Swicki and scored on runs of one and 14 yards against the Boston Yankees.
- Following his performance at Tampa Bay, Jones was named NFC Offensive Player of the Week.
- After the Giants defeated the Redskins (9/29), Jones became the first Giants quarterback to win his first two starts since Danny Kanell in 1997 and the first rookie quarterback to do so since Phil Simms in 1979.
- With 4 TD passes at Detroit (10/27), Jones became the third rookie quarterback in Giants history to throw 4 touchdown passes in a game, and the first in 53 years. He was the first rookie quarterback to accomplish the feat on the road.
- Jones again threw 4 TD passes for the 2nd time in 3 weeks at the Jets (11/10). He is the first Giants quarterback to twice throw 4 touchdown passes in a season since Eli Manning in 2010.
- At the Jets, Jones increased his season total to a Giants rookie-record 187 completions, easily breaking the former mark of 162, set by Charlie Conerly in 1948.
- Jones' 36 throws at Chicago (11/24) increased his season total to 333, a Giants rookie record. The old mark of 299 passes was set by Charlie Conerly in 1948.
- Against Green Bay (12/1), Jones' 240 yards increased his season total to 2,374, a Giants rookie record. The old mark of 2,175 was set by Conerly in 1948.
- Jones has thrown at least 1 touchdown pass in each of his first 10 starts, a Giants rookie record and the 4th-longest streak among quarterbacks who started their careers since the 1970 merger.

**AT A GLANCE**

Daniel Jones was originally a first-round (6th pick overall) draft choice by the Giants in 2019. Jones started all 36 games in which he played at Duke from 2016-18, and was a team captain in 2017-18. He is a two-time recipient of the Carmen Falcone Award as Duke's Most Valuable Player (2016 & 2018), and a three-time Academic All-ACC selection (2016-18). Jones finished his collegiate career with 764 completions on 1,275 pass attempts (60%) for 8,201 yards, 52 touchdowns, and 29 interceptions. He added 406 rushing attempts for 1,323 yards (3.3-yard avg.) and 17 touchdowns, caught 2 passes for 6 yards, compiling 9,524 yards of total offense. With his start at Tampa Bay on Sept. 22, Jones became the 14th quarterback since the 1970 merger to start his first NFL game in a Giants uniform as he led the team to a 32-31 victory over the Buccaneers after trailing 28-10 at halftime, the 5th-largest comeback win in franchise history.

**GIANTS NOTE**

Jones was just the third quarterback selected by the Giants in the first round of the NFL Draft. The others were Phil Simms in 1979 and Philip Rivers in 2004 (Rivers was sent to the Chargers in the trade that brought Eli Manning to the Giants).

**MOST PASSING YARDS BY A ROOKIE  
IN GIANTS HISTORY**

<b>DANIEL JONES (2019)</b>	<b>2,374</b>
<b>CHARLIE CONERLY (1948)</b>	<b>2,175</b>
<b>PHIL SIMMS (1979)</b>	<b>1,743</b>
<b>ELI MANNING (2004)</b>	<b>1,043</b>
<b>HARRY NEWMAN (1933)</b>	<b>943</b>

**PERSONAL**

- Graduated from Duke in December 2018 with a degree in economics
- Son of Becca and Steve Jones
- Sister, Becca, lettered 4 seasons (2013-16) in field hockey at Davidson College
- Brother, Bates, is a member of the basketball program at Davidson
- Sister, Ruthie, signed a National Letter of Intent to play soccer at Duke beginning in the fall of 2019
- Three-year letterman at Charlotte Latin High School, and helped the Hawks to a 19-5 record and 2 state championship game appearance
- Set school career records for total offensive yards (8,344), passing yards (6,997) and total touchdowns (98)

**FEEL THE PRIDE**

## JONES' CAREER TOTALS

### PASSING

YEAR	GP	GS	ATT	CMP	YDS	PCT	TD	INT	LG	SK/LOST	RATING
2019 NYG	11	10	370	228	2,374	61.6	18	11	75†	33/263	84.0
<b>Totals</b>	<b>11</b>	<b>10</b>	<b>370</b>	<b>228</b>	<b>2,374</b>	<b>61.6</b>	<b>18</b>	<b>8</b>	<b>75†</b>	<b>33/263</b>	<b>84.0</b>

### RUSHING

YEAR	ATT	YDS	AVG	LG	TD
2019 NYG	39	241	6.2	26	2
<b>Totals</b>	<b>39</b>	<b>241</b>	<b>6.2</b>	<b>26</b>	<b>2</b>

Single-Game Highs: Passing Attempts -- 41 (2 times); Passing Completions -- 28 (at Detroit, 10/27/19); Passing Yards -- 336 (at Tampa Bay, 9/22/19); Passing Touchdowns -- 4 (2 times); Rushing Attempts -- 6 (vs. Dallas, 11/4/19); Rushing Yards -- 54 (vs. Dallas, 11/4/19); Rushing Touchdowns -- 2 (at Tampa Bay, 9/22/19).

## JONES' 2019 GAME-BY-GAME TOTALS

### PASSING

DATE	OPP	ATT	CMP	YDS	PCT	TD	INT	LG	SK/LOST	RTG
9/8	@DAL	4	3	17	75.0	0	0	6	0/0	82.3
9/15	BUF	DNP								
9/22	@TB	36	23	336	63.9	2	0	75†	5/24	112.7
9/29	WAS	31	23	225	74.2	1	2	31	0/0	78.0
10/6	MIN	38	21	182	55.3	1	1	35†	4/35	65.9
10/10	@NE	31	15	161	48.4	1	3	64†	1/0	35.2
10/20	ARI	35	22	223	62.9	1	1	28†	8/67	78.6
10/27	@DET	41	28	332	68.3	4	0	38	3/32	124.2
11/4	DAL	41	26	210	63.4	1	1	65	5/39	74.2
11/10	@NYJ	40	26	308	65.0	4	0	61†	6/50	121.7
11/24	@CHI	36	21	150	58.3	2	0	23†	1/16	86.6
12/1	GB	20	37	240	54.1	1	3	43	0/0	49.4
12/9	@PHI									
12/15	MIA									
12/22	@WAS									
12/29	PHI									
<b>Totals</b>		<b>370</b>	<b>228</b>	<b>2,374</b>	<b>61.6</b>	<b>18</b>	<b>8</b>	<b>75†</b>	<b>33/263</b>	<b>84.0</b>

RUSHING

DATE	OPP	ATT	YDS	AVG	LG	TD
9/8	@DAL	1	5	5.0	5	0
9/15	BUF	DNP				
9/22	@TB	4	28	7.0	11	2
9/29	WAS	5	33	6.6	16	0
10/6	MIN	3	12	4.0	8	0
10/10	@NE	2	8	4.0	9	0
10/20	ARI	4	35	8.8	11	0
10/27	@DET	4	13	3.3	9	0
11/4	DAL	6	54	9.0	16	0
11/10	@NYJ	3	20	6.7	11	0
11/24	@CHI	2	27	13.5	26	0
12/1	GB	5	6	1.2	6	0
12/9	@PHI					
12/15	MIA					
12/22	@WAS					
12/29	PHI					
Totals		39	241	6.2	26	2



6-3 | 222  6TH YEAR

HOMETOWN: DAYTON, OH

HIGH SCHOOL: JEFFERSON TOWNSHIP



COLLEGE: INDIANA (2011-13)



## COLLEGE CAREER

- Finished his collegiate career ranked 7th in school history in receptions (135) and yards (2,042). Had at least 1 catch in every game played for the Hoosiers

- Named a 2nd-team All-Big Ten Conference selection for the 2nd consecutive season and was recognized as Indiana's Anthony Thompson Most Valuable Player

## CAREER HIGHLIGHTS

## In 2019:

- Scored his first touchdown of the season (5th of his career) on a 1-yard pass from Daniel Jones and set a career high with 181 kickoff return yards vs. Dallas (11/4)

- His 181 kickoff return yards against the Cowboys are the 2nd-most by any player in a single game in the NFL this season

- Matched his career-high with 4 receptions vs. Arizona (10/20)

- Had career-long receptions of 43 yards at Dallas (9/8) and vs. Green Bay (12/1)

- Leads the Giants with 17 kickoff returns for 396 yards

- Also leads the team with 13.9 yards per catch

## In 2018:

- Latimer played in 6 games with 2 starts, and he finished the season with 11 catches for 190 yards and 1 touchdown, plus a 24.6-yard average on 4 kickoff returns

## AT A GLANCE

**Cody Latimer** was originally a 2nd round (56th pick overall) draft choice by the Denver Broncos in 2014. He was signed as a free agent by the Giants on March 19, 2018. Latimer has played in 62 regular-season games with 14 starts. His career totals include 62 receptions for 858 yards (13.8-yard avg.), and 5 touchdowns. Latimer has also averaged 24.0 yards on 40 kickoff returns. He played in all 3 of the Broncos' postseason games in 2015, including Super Bowl 50, and had 3 receptions for 31 yards.

## PERSONAL

- Latimer competed at wide receiver and defensive back at Jefferson Township High School in Dayton, Ohio, where he was named a first-team all-conference selection following his senior season

- Scored 12 offensive touchdowns, 1 defensive touchdown and 5 special-teams touchdowns that season

- Latimer's late father, Colby, was a member of the Bowling Green football team in 1986

- Mother is Tonya Dunson

- Has a brother, Jacob Williams

## OFF-THE-FIELD ACTIVITY

- Traveled to his hometown of Dayton, Ohio in the spring after tornadoes ravaged the area and donated food and supplies, and he helped provide shelter for victims. Latimer emphasized helping single mothers who are dealing with the aftermath of the storms; he was raised by a widowed single mother

- Kicked off Crucial Catch Month by visiting the American Cancer Society's Hope Lodge in New York City, where families stay free of charge while receiving cancer treatment at local hospitals

- Represented Colon Cancer during Week 13 of the My Cause My Cleats NFL initiative

- Packed 1,000+ care packages with front office staff, coaches and teammates that were donated to My Sisters' Place, a safe haven for victims of domestic violence and human trafficking

## NFL HONORS AND AWARDS



SUPER BOWL 50  
CHAMPION

## LATIMER'S CAREER TOTALS

### REGULAR SEASON

### RECEIVING

YEAR	GP	GS	NO	YDS	AVG	LG	TD
2014 DEN	8	0	2	23	11.5	14	0
2015 DEN	14	1	6	59	9.8	15	1
2016 DEN	12	1	8	76	9.5	16	0
2017 DEN	11	1	19	287	15.1	32	2
2018 NYG	6	2	11	190	17.3	39	1
2019 NYG	11	9	16	223	13.9	43	1
<b>Totals</b>	<b>62</b>	<b>14</b>	<b>62</b>	<b>858</b>	<b>13.8</b>	<b>43</b>	<b>5</b>

### REGULAR SEASON

### KICKOFF RETURNS

YEAR	GP	GS	NO	YDS	AVG	LG	TD
2014 DEN	8	0	2	22	11.0	14	0
2015 DEN	14	1	0	27	--	27	0
2016 DEN	12	1	8	200	25.0	46	0
2017 DEN	11	1	8	190	23.8	36	0
2018 NYG	6	2	5	123	24.6	34	0
2019 NYG	11	9	17	396	23.3	50	0
<b>Totals</b>	<b>62</b>	<b>14</b>	<b>40</b>	<b>958</b>	<b>24.0</b>	<b>50</b>	<b>0</b>

Additional Statistics: 2015 – 2 rushing attempts for 1 yard, 4 special teams tackles; 2016 – 6 special teams tackles; 2017 – 5 special teams tackles, 1 special teams fumble recovery; 2018 – 1 special team tackle.

Single-Game Highs: Receptions -- 4 (2 times); Receiving Yards -- 74 (at Dallas, 9/8/19); Receiving Touchdowns -- 1 (5 times); Kickoff Returns -- 6 (2 times); Kickoff Return Yards -- 181 (vs. Dallas, 11/4/19).

### POSTSEASON

### RECEIVING

YEAR	GP	GS	NO	YDS	AVG	LG	TD
2015 DEN	3	0	3	31	10.3	13	0
<b>Totals</b>	<b>3</b>	<b>0</b>	<b>3</b>	<b>31</b>	<b>10.3</b>	<b>13</b>	<b>0</b>

Additional statistics: 2013 – 2 special teams tackles.

# LATIMER'S 2019 GAME-BY-GAME TOTALS

## RECEIVING

DATE	OPP	NO	YDS	AVG	LG	TD
9/8	@DAL	3	74	24.7	43	0
9/15	BUF	3	30	10.0	14	0
9/22	@TB	Inactive				
9/29	WAS	0	0	0.0	0	0
10/6	MIN	0	0	0.0	0	0
10/10	@NE	0	0	0.0	0	0
10/20	ARI	4	33	8.3	13	0
10/27	@DET	2	28	14.0	18	0
11/4	DAL	2	8	4.0	7	1
11/10	@NYJ	0	0	0.0	0	0
11/24	@CHI	1	7	7.0	7	0
12/1	GB	1	43	43.0	43	0
12/9	@PHI					
12/15	MIA					
12/22	@WAS					
12/29	PHI					
<b>Totals</b>		<b>16</b>	<b>223</b>	<b>13.9</b>	<b>43</b>	<b>1</b>

## KICKOFF RETURNS

DATE	OPP	NO	YDS	AVG	LG	TD
9/8	@DAL	0	0	0.0	0	0
9/15	BUF	0	0	0.0	0	0
9/22	@TB	Inactive				
9/29	WAS	0	0	0.0	0	0
10/6	MIN	0	0	0.0	0	0
10/10	@NE	0	0	0.0	0	0
10/20	ARI	0	0	0.0	0	0
10/27	@DET	1	21	21.0	21	0
11/4	DAL	6	181	30.2	50	0
11/10	@NYJ	1	15	15.0	15	0
11/24	@CHI	3	63	21.0	25	0
12/1	GB	6	116	19.3	23	0
12/9	@PHI					
12/15	MIA					
12/22	@WAS					
12/29	PHI					
<b>Totals</b>		<b>17</b>	<b>396</b>	<b>23.3</b>	<b>50</b>	<b>0</b>

6-4 | 342  ROOKIEHOMETOWN: WAKE FOREST, NC  
HIGH SCHOOL: WAKE FOREST

COLLEGE: CLEMSON (2016-18)



## COLLEGE CAREER

## As a senior in 2018:

- AFCA first-team All-America
- First-team All-ACC selection
- Started all 13 games in which he played for the national champion Tigers

## As a junior in 2017:

- One of 18 semifinalists for the Bednarik Award, which is presented to the best defensive player in college football
- First-Team All-ACC selection

## As a freshman in 2016:

- Named Freshman All-America by ESPN and USA Today
- ACC Defensive Rookie of the Year (media, coaches)
- Second-team All-ACC
- All-ACC Academic Team selection
- Played in 15 games with 11 starts for Clemson's national championship team

## 2019 HIGHLIGHTS

- Recorded the first sack of his career as he dropped Jameis Winston for a 7-yard loss in the 3rd quarter at Tampa Bay (9/22)
- Is tied for 3rd on the Giants with 2.5 sacks



## AT A GLANCE

Dexter Lawrence II was originally a first round (17th pick overall) draft choice by the Giants in 2019. He played in 40 games with 36 starts in 3 seasons (2016-18) at Clemson, and was a three-time All-ACC selection. His career totals include 145 tackles (74 solo) 19.0 tackles for losses, 10.5 sacks, 1 forced fumble, 3 fumble recoveries, 5 passes defended, 1 interception, and 43 quarterback pressures. In 2018, Lawrence II started all 13 games in which he played for the national champion Tigers, and was credited with 44 tackles (30 solo), 7.5 tackles for loss, 1.5 sacks, 3 pass breakups, 15 quarterback pressures, 1 fumble recovery, 1 blocked kick and 1 rushing touchdown in 467 combined offensive and defensive snaps.

## PERSONAL

- Justice studies major at Clemson
- Was 1 of the highest-rated 5-star recruits in Clemson history
- First-team USA Today All-America
- Rated as the consensus top player in North Carolina
- AP Prep Player of the Year in North Carolina in 2015
- Played in the U.S. Army All-America Game
- As a senior at Wake Forest High School, was selected first-team all-state after finishing with 91 tackles, 21 tackles for a loss, 13 sacks, and 16 quarterback hurries

## COLLEGE HONORS AND AWARDS

THREE-TIME ALL-ACC  
(2016-18)TWO-TIME NATIONAL  
CHAMPION (2016, 2018)

FEEL THE PRIDE

## LAWRENCE'S CAREER TOTALS

### REGULAR SEASON

YEAR	TACKLES							
	GP	GS	T	A	TOT	SKS	FF	FR
2019 NYG	12	12	18	13	31	2.5	1	0
<b>Totals</b>	<b>12</b>	<b>12</b>	<b>18</b>	<b>13</b>	<b>31</b>	<b>2.5</b>	<b>1</b>	<b>0</b>

Additional Statistics: 2019 -- 1 blocked kick, 2 tackles for loss, 6 quarterback hits.

Single-Game Highs: Sacks -- 1.0 (3 times).

## LAWRENCE'S CAREER TOTALS

DATE	OPP	T	A	TOT	SKS	FF	FR
9/8	@DAL	0	1	1	0.0	0	0
9/15	BUF	2	2	4	0.0	0	0
9/22	@TB	1	1	2	1.0	0	0
9/29	WAS	0	1	1	0.0	0	0
10/6	MIN	3	2	5	1.0	1	0
10/10	@NE	2	2	4	0.0	0	0
10/20	ARI	1	1	2	0.0	0	0
10/27	@DET	2	1	3	0.5	0	0
11/4	DAL	0	2	2	0.0	0	0
11/10	@NYJ	2	0	2	0.0	0	0
11/24	@CHI	2	0	2	0.0	0	0
12/1	GB	3	0	3	0.0	0	0
12/9	@PHI						
12/15	MIA						
12/22	@WAS						
12/29	PHI						
<b>Totals</b>		<b>18</b>	<b>13</b>	<b>31</b>	<b>2.5</b>	<b>1</b>	<b>0</b>

Additional Statistics: 1 blocked kick, 1 tackle for loss, 2 quarterback hits at Tampa Bay (9/22); 1 tackle for loss, 1 quarterback hit vs. Minnesota (10/6); 1 quarterback hit at Detroit (10/27); 1 quarterback hit vs. Dallas (11/4); 1 quarterback hit at Chicago (11/24).

**5-11 | 195**  **ROOKIE**

**HOMETOWN: WESTCHESTER, IL**  
**HIGH SCHOOL: NAZARETH ACADEMY**



**COLLEGE: NOTRE DAME [2016-18]**



## COLLEGE CAREER

### As a junior in 2018:

- Was 1 of 3 finalists for the Jim Thorpe Award
- Broke the Notre Dame record for career pass breakups with his 33rd vs. Stanford

### As a sophomore in 2017:

- Love's school-record 20 pass breakups shattered the previous school record of 13 set by Clarence Ellis in 1969
- Became the 8th player in Notre Dame history to return 2 interceptions for touchdowns in a season (59 yards at Michigan State and 69 yards vs. N.C. State)
- His 153 interception return yards rank 2nd in single-season school history

### As a freshman in 2016:

- Played in 12 games with starts in each of the final 8 games
- Led all Fighting Irish freshmen in games started and tackles

## 2019 HIGHLIGHTS

- Recorded the first tackle of his career on special teams vs. Minnesota (10/6)
- Picked up his first career interception at Chicago (11/24) when he grabbed a Mitch Trubisky pass on the first play of the 4th quarter and returned it 30 yards
- Made his first NFL start, at strong safety for the injured Jabrill Peppers, vs. Green Bay (12/1) and had 7 tackles (4 solo) and forced a fumble

## AT A GLANCE

**Julian Love** was originally a 4th round (108th pick overall) draft choice by the Giants in 2019. In 3 seasons at Notre Dame, Love played in 38 games with 34 starts, and set the school record with 44 pass breakups. In his collegiate career, he totaled 176 tackles (126 solo), 6 tackles for loss, 5 interceptions, including 2 he returned for touchdowns, 1 forced fumble, and 4 fumble recoveries. In 2018, he was 1 of 3 finalists for the Jim Thorpe Award, which is presented to the nation's best defensive back.

## MOST CAREER PASS BREAKUPS IN NOTRE DAME HISTORY

<b>JULIAN LOVE [2016-18]</b>	<b>44</b>
<b>CLARENCE ELLIS [1969-71]</b>	<b>32</b>
<b>HARRISON SMITH [2007-11]</b>	<b>28</b>
<b>LUTHER BRADLEY [1973, 1975-77]</b>	<b>27</b>

## MOST SINGLE-SEASON INTERCEPTION RETURN YARDS IN NOTRE DAME HISTORY

<b>NICK RASSAS [1965]</b>	<b>197</b>
<b>JULIAN LOVE [2017]</b>	<b>153</b>
<b>FRANK CARIDEO [1929]</b>	<b>151</b>
<b>TOM ZBIKOWSKI [2005]</b>	<b>136</b>

## PERSONAL

- Management consulting major at Notre Dame
- In his junior and senior seasons (2014-15) at Nazareth Academy (La Grange, Ill.), Love helped lead the football team to records of 14-0 and 12-2 and Illinois High School Association Class 5A championships
- In 2015, he was an Illinois High School Coaches Association Class 5A All-Illinois First Team
- As a senior, he registered 92 tackles, 19 stops for loss, 3 forced fumbles and 1 fumble recovery for 54 yards, rushed for 1,067 yards and 18 touchdowns on 104 carries, and caught 29 passes for 662 yards and 7 scores



FEEL THE PRIDE

## LOVE'S CAREER TOTALS

REGULAR SEASON				TACKLES						INTERCEPTIONS				
YEAR	GP	GS	T	A	TOT	PD	SKS	FF	FR	NO	YDS	AVG	LG	TD
2019 NYG	11	1	5	3	8	1	0.0	1	0	1	30	30.0	30	0
Totals	11	1	5	3	8	1	0.0	1	0	1	30	30.0	30	0

Additional Statistics: 2019 -- 2 special teams tackles.

Single-Game Highs: Interceptions -- 1 (at Chicago, 11/24/19); Interception Return Yards -- 30 (at Chicago, 11/24/19).

## LOVE'S 2019 GAME-BY-GAME TOTALS

DATE	OPP	TACKLES					INTERCEPTIONS						
		T	A	TOT	PD	SKS	FF	FR	NO	YDS	AVG	LG	TD
9/8	@DAL	0	0	0	0	0.0	0	0	0	0	0.0	0	0
9/15	BUF	0	0	0	0	0.0	0	0	0	0	0.0	0	0
9/22	@TB	Inactive											
9/29	WAS	0	0	0	0	0.0	0	0	0	0	0.0	0	0
10/6	MIN	0	0	0	0	0.0	0	0	0	0	0.0	0	0
10/10	@NE	0	0	0	0	0.0	0	0	0	0	0.0	0	0
10/20	ARI	0	0	0	0	0.0	0	0	0	0	0.0	0	0
10/27	@DET	0	0	0	0	0.0	0	0	0	0	0.0	0	0
11/4	DAL	0	0	0	0	0.0	0	0	0	0	0.0	0	0
11/10	@NYJ	0	0	0	0	0.0	0	0	0	0	0.0	0	0
11/24	@CHI	1	0	1	1	0.0	0	0	1	30	30.0	30	0
12/1	GB	4	3	7	0	0.0	1	0	0	0	0.0	0	0
12/9	@PHI												
12/15	MIA												
12/22	@WAS												
12/29	PHI												
<b>Totals</b>		<b>5</b>	<b>3</b>	<b>8</b>	<b>1</b>	<b>0.0</b>	<b>1</b>	<b>0</b>	<b>1</b>	<b>30</b>	<b>30.0</b>	<b>30</b>	<b>0</b>

Additional Statistics: 1 special teams tackle vs. Minnesota (10/6); 1 special teams tackle at Jets (11/10).



**6-5 | 218**  **16TH YEAR****HOMETOWN: NEW ORLEANS, LA**  
**HIGH SCHOOL: ISIDORE NEWMAN****COLLEGE: OLE MISS (2000-03)***Ole Miss***COLLEGE CAREER**

- Left Ole Miss owning 47 school game, season and career records...Completed 829 of 1,363 passes (60.8%) for 10,119 yards, 81 touchdowns and 35 interceptions

- His passing yards and total offensive yardage ranked 5th in SEC history, while his pass attempts and completions rank 4th

- Won the Maxwell Award, given to the nation's top collegiate player, and the Johnny Unitas Golden Arm Award, given to the nation's top senior quarterback

**MOST REGULAR SEASON GAMES PLAYED****GIANTS HISTORY**

<b>234</b>	<b>ELI MANNING</b>
<b>216</b>	<b>MICHAEL STRAHAN</b>
<b>207</b>	<b>HOWARD CROSS</b>
<b>201</b>	<b>GEORGE MARTIN</b>

**MOST PASSING YARDS****GIANTS HISTORY**

<b>56,537</b>	<b>ELI MANNING</b>
<b>33,462</b>	<b>PHIL SIMMS</b>
<b>19,488</b>	<b>CHARLIE CONERLY</b>
<b>16,874</b>	<b>KERRY COLLINS</b>
<b>13,905</b>	<b>FRANK TARKENTON</b>

**PERSONAL**

- Married (Abby). They have 3 daughters (Ava Frances, Lucy Thomas and Caroline Olivia) and a son (Charles Elisha)

- As a senior, guided the Isidore Newman School in New Orleans to an 11-1 record and a berth in the state quarterfinals for the 2nd straight year

- Finished with career totals of 429 completions of 725 passes (59.2%) for 7,389 yards and 81 touchdowns with only 24 interceptions. All-American, All-State and All-District pick

- Named USA Today Player of the Year in Louisiana

**AT A GLANCE**

**Eli Manning** is the franchise leader in games played, passing yards and passing touchdowns, and is the only Giants player to win the Rozelle Trophy multiple times. Previous Giants Super Bowl MVPs include quarterback Phil Simms (Super Bowl XXI) and running back Otis Anderson (Super Bowl XXV). In the Giants' 21-17 victory over New England in Super Bowl XLVI on Feb. 5, 2012, he hit 9 different targets while completing 30 of 40 passes for 296 yards, a touchdown and no interceptions (a passer rating of 103.8). It was the 25th time in Super Bowl history a quarterback won the MVP award. That has since increased to 29 times. Manning is 1 of 21 different quarterbacks to be named the MVP of a Super Bowl. He was named MVP in Super Bowl XLII after completing 19 of 34 passes for 255 yards, 2 touchdowns and an interception that caromed off Steve Smith's hands. It was the 2nd year in a row a Manning won the award; his brother received the honor after Super Bowl XLI the previous season.

**MOST PASSING TOUCHDOWNS**  
**GIANTS HISTORY**

<b>ELI MANNING</b>	<b>362</b>
<b>PHIL SIMMS</b>	<b>199</b>
<b>CHARLIE CONERLY</b>	<b>173</b>
<b>FRAN TARKENTON</b>	<b>103</b>
<b>Y.A. TITTLE</b>	<b>96</b>

**2019 HIGHLIGHTS**

With his start at Dallas on Sept. 8, Manning became the first player in the 95-season history of the Giants franchise to play 16 years for the team.

**KEEP IT 100%****100th Touchdown Pass:**

- September 20th, 2009 at Dallas: 22 yard pass to Mario Manningham. Giants won 33-31

**100th Career Start:**

- December 13, 2010 at Minnesota. Giants won 21-3

**100th Career Win:**

- A 27-23 home win over the Baltimore Ravens on October 16th, 2016

**NFL HONORS AND AWARDS**

## MANNING'S CAREER TOTALS

### PASSING

YEAR	GP	GS	ATT	CMP	YDS	PCT	TD	INT	LG	SK/LOST	RATING
2004 NYG	9	7	197	95	1,043	48.2	6	9	52	13/83	55.4
2005 NYG	16	16	557	294	3,762	52.8	24	17	78†	28/184	75.9
2006 NYG	16	16	522	301	3,244	57.7	24	18	55†	25/186	77.0
2007 NYG	16	16	529	297	3,336	56.1	23	20	60	27/217	73.9
2008 NYG	16	16	479	289	3,238	60.3	21	10	48	27/174	86.4
2009 NYG	16	16	509	317	4,021	62.3	27	14	74†	30/216	93.1
2010 NYG	16	16	539	339	4,002	62.9	31	25	92†	16/117	85.3
2011 NYG	16	16	589	359	4,933	61.0	29	16	99†	28/199	92.9
2012 NYG	16	16	536	321	3,948	59.9	26	15	80†	19/136	87.2
2013 NYG	16	16	551	317	3,818	57.5	18	27	70†	39/281	69.4
2014 NYG	16	16	601	379	4,410	63.1	30	14	80†	28/187	92.1
2015 NYG	16	16	618	387	4,432	62.6	35	14	87†	27/157	93.6
2016 NYG	16	16	598	377	4,027	63.0	26	16	75†	21/142	86.0
2017 NYG	15	15	571	352	3,468	61.6	19	13	77†	31/189	80.4
2018 NYG	16	16	576	380	4,299	66.0	21	11	58	47/358	92.4
2019 NYG	2	2	89	56	556	62.9	2	2	43	2/13	78.7
<b>Totals</b>	<b>234</b>	<b>232</b>	<b>8,061</b>	<b>4,860</b>	<b>56,537</b>	<b>60.3</b>	<b>362</b>	<b>241</b>	<b>99†</b>	<b>408/2,839</b>	<b>84.1</b>

### RUSHING

YEAR	ATT	YDS	AVG	LG	TD
2004 NYG	6	35	5.8	15	0
2005 NYG	29	80	2.8	14	1
2006 NYG	25	21	0.8	9	0
2007 NYG	29	69	2.4	18	1
2008 NYG	20	10	0.5	13	1
2009 NYG	17	65	3.8	14	0
2010 NYG	32	70	2.2	16	0
2011 NYG	35	15	0.4	12	1
2012 NYG	20	30	1.5	13	0
2013 NYG	18	36	2.0	14	0
2014 NYG	12	31	2.6	18	1
2015 NYG	20	61	3.1	18	0
2016 NYG	21	-9	-0.4	6	0
2017 NYG	12	26	2.2	14	1
2018 NYG	15	20	1.3	7	1
2019 NYG	2	8	4.0	6	0
<b>Totals</b>	<b>313</b>	<b>568</b>	<b>1.8</b>	<b>18</b>	<b>7</b>

Single-Game Highs: Passing Attempts -- 63 (at Philadelphia, 12/22/16); Passing Completions -- 41 (vs. San Francisco, 10/11/15); Passing Yards -- 510 (vs. Tampa Bay, 9/16/12); Passing Touchdowns -- 6 (at New Orleans, 11/1/15); Rushing Attempts -- 6 (2 times); Rushing Yards -- 34 (at Philadelphia, 11/1/09); Rushing Touchdowns -- 1 (7 times).

# POSTSEASON

# PASSING

YEAR	GP	GS	ATT	CMP	YDS	PCT	TD	INT	LG	SK/LOST	RATING
2005 NYG	1	1	18	10	113	55.6	0	3	25	4/22	35.0
2006 NYG	1	1	27	16	161	59.3	2	1	29	1/7	85.6
2007 NYG	4	4	119	72	854	60.5	6	1	52t	9/47	95.7
2008 NYG	1	1	29	15	169	51.7	0	2	34	0/0	40.7
2011 NYG	4	4	163	106	1,219	65.0	9	1	72t	11/75	103.3
2016 NYG	1	1	44	23	299	52.3	1	1	51	2/4	72.1
<b>Totals</b>	<b>12</b>	<b>12</b>	<b>400</b>	<b>242</b>	<b>2,815</b>	<b>60.5</b>	<b>18</b>	<b>9</b>	<b>72</b>	<b>27/155</b>	<b>87.4</b>

Additional Statistics: 2006 – 2 carries for 4 yards; 2007 - 8 carries for 10 yards; 2008 - 2 carries for -1 yards; 2011 – 8 carries for 20 yards; 2016 – 1 carry for 11 yards.

# MANNING'S SEASON SUPERLATIVES

NFC Offensive Player of the Month: November 2008

NFC Offensive Player of the Week: 2006 Week 2

NFC Offensive Player of the Week: 2011 Week 3

NFC Offensive Player of the Week: 2015 Week 5

NFC Offensive Player of the Week: 2015 Week 14

# MANNING'S 2019 GAME-BY-GAME TOTALS

DATE	OPP	ATT	CMP	YDS	PCT	TD	INT	LG	SK/LOST	RTG
9/8	@DAL	44	30	306	68.2	1	0	43	1/4	95.5
9/15	BUF	45	26	250	57.8	1	2	33	1/9	62.3
9/22	@TB	DNP								
9/29	WAS	DNP								
10/6	MIN	DNP								
10/10	@NE	DNP								
10/20	ARI	DNP								
10/27	@DET	DNP								
11/4	DAL	DNP								
11/10	@NYJ	DNP								
11/24	@CHI	DNP								
12/1	GB	DNP								
12/9	@PHI									
12/15	MIA									
12/22	@WAS									
12/29	PHI									
<b>TOTALS</b>		<b>89</b>	<b>56</b>	<b>556</b>	<b>62.9</b>	<b>2</b>	<b>2</b>	<b>43</b>	<b>2/13</b>	<b>78.7</b>

Additional Statistics: 1 carry for 6 yards at Dallas (9/8); 1 carry for 2 yards vs. Buffalo (9/15).

6-2 | 240  5TH YEAR

HOMETOWN: SCAPPOOSE, OR  
HIGH SCHOOL: SCAPPOOSE



COLLEGE: TEXAS STATE (2012-14)



## COLLEGE CAREER

- Played in 29 games in 3 seasons (2012-2014) at Texas State after playing 1 season at Santa Monica College

- Texas State totals include 284 tackles (157 solo), 4 interceptions, 3 forced fumbles, 2.5 sacks, and 1 fumble recovery

### As a senior in 2014:

- Mayo started all 12 games and recorded 154 tackles (72 solo), 3 forced fumbles, 1 fumble recovery, and 1.5 sacks

- Named Sun Belt Conference Player of the Year after tying the conference record for tackles in a season

- Mayo's 154 tackles ranked 2nd in the country

- Named Consensus All-SBC first-team selection

## PERSONAL

- Attended Scappoose (Ore.) HS, where he earned second-team All-State honors after averaging 10.6 tackles a game on defense and adding 1,116 yds. and 12 TDs as a RB on offense

- Son of Wayne Mayo and Lori Haggans

- Majored in business management at Texas State

## AT A GLANCE

David Mayo was originally a fifth-round (169th overall) draft choice by the Carolina Panthers in 2015. The Giants claimed him off waivers on Sept. 1, 2019. Mayo has played in 71 regular-season games with 13 starts and played in 4 postseason games, including Super Bowl 50, for the Panthers. His career totals include 85 tackles (53 solo), 4 passes defended, and 34 special teams tackles.

## MOST SPECIAL TEAMS SOLO TACKLES CAROLINA PANTHERS (2015-2018)

DAVID MAYO	19
JOE WEBB III	13
BEN JACOBS	12
COLIN JONES	12
SHAQ THOMPSON	10

## CAREER HIGHLIGHTS

### In 2019:

- Had career-high tackle totals 3 games in a row with 8 vs. Washington (9/29), 9 vs. Minnesota (10/6), and 12 at New England (10/10)

- Mayo's sack of Tyler Murray vs. Arizona (10/20) was the first full sack of his 5-year NFL career

### In 2018:

- Mayo played in all 16 games and started a career-high 3 games

- Finished with 11 tackles, 1 pass defended and 2 special teams tackles

### In 2017:

- Mayo played in all 16 games for the first time in his career with 1 start

- Recorded 13 tackles, 1 pass defended and a team-high 8 special teams tackles

- Played in the NFC Wild Card Game at New Orleans

### In 2016:

- Mayo played in 15 games and had 9 tackles and a team-leading 11 special teams tackles

### As a rookie in 2015:

- Mayo played in 12 games and finished with 11 special teams tackles

- Played in the team's 3 postseason games, including 25 snaps on special teams in Super Bowl 50 vs. Denver

## MAYO'S CAREER TOTALS

### REGULAR SEASON

### TACKLES

YEAR	GP	GS	T	A	TOT	SKS	FF	FR
2015 CAR	12	0	0	0	0	0.0	0	0
2016 CAR	15	0	7	1	8	0.0	0	0
2017 CAR	16	1	7	6	13	0.0	0	0
2018 CAR	16	3	5	6	11	0.0	0	0
2019 NYG	12	9	34	19	53	1.5	0	0
<b>Totals</b>	<b>71</b>	<b>13</b>	<b>53</b>	<b>32</b>	<b>85</b>	<b>1.5</b>	<b>0</b>	<b>0</b>

Additional Statistics: 2015 – 11 special teams tackles; 2016 – 11 special teams tackles; 2017 – 8 special teams tackles; 2018 – 2 special teams tackles; 2019 – 3 tackles for loss, 1 quarterback hit, 2 passes defended, 2 special teams tackle.

Single-Game Highs: Sacks -- 1.0 (vs. Arizona, 10/20/19).

### POSTSEASON

### TACKLES

YEAR	GP	GS	T	A	TOT	SKS	FF	FR
2015 CAR	3	0	0	0	0	0.0	0	0
2017 CAR	1	0	0	0	0	0.0	0	0
<b>Totals</b>	<b>4</b>	<b>0</b>	<b>0</b>	<b>0</b>	<b>0</b>	<b>0.0</b>	<b>0</b>	<b>0</b>

## MAYO'S 2019 GAME-BY-GAME TOTALS

DATE	OPP	T	A	TOT	SKS	PD	FF	FR
9/8	@DAL	0	0	0	0.0	0	0	0
9/15	BUF	0	0	0	0.0	0	0	0
9/22	@TB	0	1	1	0.0	0	0	0
9/29	WAS	5	3	8	0.0	0	0	0
10/6	MIN	5	4	9	0.0	0	0	0
10/10	@NE	8	4	12	0.5	0	0	0
10/20	ARI	2	1	3	1.0	1	0	0
10/27	@DET	1	0	1	0.0	0	0	0
11/4	DAL	3	0	3	0.0	0	0	0
11/10	@NYJ	3	1	4	0.0	0	0	0
11/24	@CHI	4	3	7	0.0	1	0	0
12/1	GB	3	2	5	0.0	0	0	0
12/9	@PHI							
12/15	MIA							
12/22	@WAS							
12/29	PHI							
<b>Totals</b>		<b>34</b>	<b>19</b>	<b>53</b>	<b>1.5</b>	<b>2</b>	<b>0</b>	<b>0</b>

Additional Statistics: 1 tackle for loss vs. Washington (9/29); 1 quarterback hit, 1 special teams tackle at New England (10/10); 1 special teams tackle at Jets (11/10); 1 tackle for loss at Chicago (11/24); 1 tackle for loss vs. Green Bay (12/1).

6-5 | 293  2ND YEAR

HOMETOWN: MIAMI, FL

HIGH SCHOOL: CARDINAL GIBBONS



COLLEGE: MIAMI (2015-17)



## COLLEGE CAREER

- In 3 seasons at Miami, McIntosh played in 31 games with 26 starts

- Career totals included 103 tackles (51 solo), 23 tackles for losses and 5.5 sacks

## As a junior in 2017:

- Started all 13 games

- Named 2nd-team All-ACC

- Led Miami with 12.5 tackles for loss...Finished with 52 tackles (25 solo), 2.5 sacks, 1 forced fumble, 1 fumble recovery, and 7 pass breakups

## As a sophomore in 2016:

- Started all 13 games

- Totals included 47 tackles (24 solo), 9.5 tackles for losses, and 2.5 sacks

- Made first career start vs. Florida A&M (9/3) and led all players with career-best 8 tackles (6 solo), including 2 for losses

## 2019 HIGHLIGHTS

- Recorded his first career sack vs. Minnesota (10/6)

- Has a career-high 11 tackles (4 solo) on the season

## AT A GLANCE

RJ McIntosh was originally a 5th round (139th pick overall) draft choice by the Giants in 2018. As a rookie in 2018, McIntosh spent the first 8 games on the reserve/non-football illness list. He was added to active roster on Nov. 6, 2018, and was inactive for 2 games before he played in the season's final 6 games. McIntosh finished the season with 5 solo tackles, including 1 for a loss.

## OFF-THE-FIELD ACTIVITY

- Served as a Play 60 Ambassador adopting Lewis F. Cole Middle School in Fort Lee, N.J., motivating the students to get active and play outside

- Represented the RJ McIntosh Foundation during Week 13 of the My Cause My Cleats NFL initiative

- Served lunch at Eva's Village in Paterson, N.J. with fellow rookie teammates as well as set up and cleaned up afterwards

- Packed 1,000+ care packages with front office staff, coaches and teammates that were donated to My Sisters' Place, a safe haven for victims of domestic violence and human trafficking

- Visited the children's hospital with other rookie teammates at Hackensack University Medical Center on Halloween to visit with young patients and their families, wearing fun costumes

## PERSONAL

- As a senior at Cardinal Gibbons High School, McIntosh earned first-team All-County honors from the *Sun-Sentinel*

- Tallied 70 tackles, 12 sacks, two forced fumbles and a fumble recovery

- Took snaps at quarterback and tight end and also played on the Chiefs' 2015 state basketball; championship team

## MCINTOSH'S CAREER STATISTICS

### REGULAR SEASON

### TACKLES

YEAR	GP	GS	T	A	TOT	SKS	FF	FR
2018 NYG	6	0	5	0	5	0.0	0	0
2019 NYG	11	0	4	7	11	1.0	0	0
<b>Totals</b>	<b>17</b>	<b>0</b>	<b>9</b>	<b>7</b>	<b>16</b>	<b>1.0</b>	<b>0</b>	<b>0</b>

Additional Statistics: 2019 -- 1 tackle for loss, 1 quarterback hit.

Single-Game Highs: Sacks -- 1.0 (vs. Minnesota, 10/6/19).

## MCINTOSH'S 2019 GAME-BY-GAME TOTALS

DATE	OPP	T	A	TOT	SKS	FF	FR
9/8	@DAL	1	0	1	0.0	0	0
9/15	BUF	1	1	2	0.0	0	0
9/22	@TB	1	0	1	0.0	0	0
9/29	WAS	0	2	2	0.0	0	0
10/6	MIN	1	1	2	1.0	0	0
10/10	@NE	0	1	1	0.0	0	0
10/20	ARI	0	0	0	0.0	0	0
10/27	@DET	0	0	0	0.0	0	0
11/4	DAL	Inactive					
11/10	@NYJ	0	1	1	0.0	0	0
11/24	@CHI	0	1	1	0.0	0	0
12/1	GB	0	0	0	0.0	0	0
12/9	@PHI						
12/15	MIA						
12/22	@WAS						
12/29	PHI						
<b>Totals</b>		<b>4</b>	<b>7</b>	<b>11</b>	<b>1.0</b>	<b>0</b>	<b>0</b>

Additional Statistics: 1 tackle for loss, 1 quarterback hit vs. Minnesota (10/6).



**6-3 | 250**  **7TH YEAR**

**HOMETOWN: NEWMAN, GA**  
**HIGH SCHOOL: NEWMAN**



**COLLEGE: GEORGIA (2010-12)**



## COLLEGE CAREER

- Played in 30 games with 22 starts - 17 at weak inside linebacker and 5 at strong safety in 3 seasons at Georgia

- Career totals included 197 tackles (129 solo), 6.0 sacks, 1 interception, 4 forced fumbles, and 1 fumble recovery

- As a senior in 2012, finished with a career-high 111 tackles (63 solo), and was a first-team All-Southeastern Conference choice by The NFL Draft Report

- In 2010, was named to the Southeastern Conference Freshman team by the league's coaches

## MOST INTERCEPTIONS BY A LINEBACKER

2018 NFL SEASON

5	ALEC OGLETREE
3	KIKO ALONSO
3	DARRON LEE
3	CORY LITTLETON
3	MATT MILANO

## MAKING HISTORY

He was the only NFL player with 2 interception return touchdowns in 2018, and the first linebacker in Giants history to score twice on interception returns in a season.

## PERSONAL

- Married (Alex). They have a son, A.J

- Twin brother of former teammate Alexander Ogletree, a fullback for Georgia

## AT A GLANCE

Alec Ogletree was originally a first round (30th pick overall) draft choice by the St. Louis Rams in 2013. He was traded to the Giants on March 14, 2018 for 4th and 6th-round draft choices. Ogletree has started all 90 regular-season games in which he's played - 54 at middle or inside linebacker and 36 on the outside. His career totals include 800 tackles (570 solo), 12 interceptions returned for 239 yards (21.6-yard avg.) and 4 touchdowns. 7.5 sacks, 13 forced fumbles, and 52 passes defended. In 2018, Ogletree finished 2nd on the Giants with 91 tackles (58 solo), including 1.0 sack.

## MOST INTERCEPTIONS SINCE 2013

NFL LINEBACKERS

LUKE KEUCHLY	16
ALEC OGLETREE	12
KIKO ALONSO	10
C.J. MOSLEY	10
JAMIE COLLINS SR.	10
LAVONTE DAVID	10

## OFF THE FIELD ACTIVITY

- Hosted the annual Alec Ogletree Football Camp for youth athletes in Newman, Ga

- Joined staff members from My Sisters' Place, a domestic violence shelter, to host a panel conversation about healthy relationships and leadership

- Joined Stop & Shop to offload 1,500 turkeys to the Community Food Bank of N.J. for less fortunate families in the local community during the holidays

- Attended the 2019 Giants Draft Party, thanking season ticket holders for their support and celebrating the new Rookie Draft Class

- Represented Autism Awareness during Week 13 of the My Cause My Cleats NFL initiative

- Packed 1,000+ care packages with front office staff, coaches and teammates that were donated to My Sisters' Place, a safe haven for victims of domestic violence and human trafficking

## 2019 HIGHLIGHTS

- Had season highs with 12 tackles (9 solo) and 2 tackles for loss at New England on Oct. 10

- Picked off a Mitch Trubisky pass in the end zone with 1:43 remaining in the first quarter at Chicago (11/24) for his first interception of the season

## OGLETREE'S CAREER TOTALS

REGULAR SEASON				TACKLES				INTERCEPTIONS						
YEAR	GP	GS	T	A	TOT	SKS	FF	FR	PD	NO	YDS	AVG	LNG	TD
2013 STL	16	16	124	31	155	1.5	6	0	7	1	98	98.0	98†	1
2014 STL	16	16	110	59	169	0.0	5	0	11	2	44	22.0	44	0
2015 STL	4	4	46	9	55	2.0	0	0	0	0	0	0.0	0	0
2016 LAR	16	16	132	39	171	0.0	1	1	11	2	15	7.5	8	0
2017 LAR	15	15	63	32	95	2.0	1	1	10	1	41	41.0	41†	1
2018 NYG	13	13	58	35	93	1.0	0	0	8	5	61	12.2	20	2
2019 NYG	10	10	37	25	62	1.0	0	0	5	1	0	0.0	0	0
<b>Totals</b>	<b>90</b>	<b>90</b>	<b>570</b>	<b>230</b>	<b>800</b>	<b>7.5</b>	<b>13</b>	<b>2</b>	<b>52</b>	<b>12</b>	<b>259</b>	<b>21.6</b>	<b>98†</b>	<b>4</b>

Additional Statistics: 2019 -- 2 quarterback hits, 4 tackles for loss.

Single-Game Highs: Sacks -- 2.0 (vs. Pittsburgh, 9/27/15); Interceptions -- 2 (vs. Chicago, 12/2/18); Interception Return Yards -- 98 (at Houston, 10/13/13); Fumble Recoveries -- 1 (2 times).

## OGLETREE'S 2019 GAME-BY-GAME TOTALS

DATE	OPP	T	A	TOT	SKS	PD	FF	FR
9/8	@DAL	4	2	6	0.0	1	0	0
9/15	BUF	4	1	5	0.0	1	0	0
9/22	@TB	1	1	2	0.0	1	0	0
9/29	WAS	Inactive						
10/6	MIN	Inactive						
10/10	@NE	9	3	12	1.0	0	0	0
10/20	ARI	3	5	8	0.0	0	0	0
10/27	@DET	3	2	5	0.0	0	0	0
11/4	DAL	4	2	6	0.0	0	0	0
11/10	@NYJ	3	4	7	0.0	1	0	0
11/24	@CHI	1	1	2	0.0	1	0	0
12/1	GB	5	4	9	0.0	0	0	0
12/9	@PHI							
12/15	MIA							
12/22	@WAS							
12/29	PHI							
<b>Totals</b>		<b>37</b>	<b>25</b>	<b>62</b>	<b>1.0</b>	<b>5</b>	<b>0</b>	<b>0</b>

Additional Statistics: 2 quarterback hits, 2 tackles for loss at New England (10/10); 1 tackle for loss vs. Arizona (10/20); 1 interception in the end zone at Chicago (11/24); 1 tackle for loss vs. Green Bay (12/1).

**6-2 | 238**  **ROOKIE**

**HOMETOWN: NEWPORT NEWS, VA**  
**HIGH SCHOOL: DENBIGH**



**COLLEGE: VIRGINIA (2015-18)**



## MOST SACKS BY AN ACC LINEBACKER IN 2018

7.5	CHRIS PEACE (VIRGINIA)
6.0	SHAQUILLE QUARTERMAN (MIAMI)
6.0	GERMAINE PRATT (NC STATE)
2.5	TOMON FOX (NORTH CAROLINA)

## PERSONAL

- Given name Christopher Aziz Peace
- Nicknames are 'CP' and 'Peace'
- Born in Norfolk, Va.
- Earned a degree in American Studies from Virginia
- Played LB, DE and TE as a senior at Denbigh High in Newport News, Va.
- Spent his junior season at Warwick High in Newport News, Va., after spending his first two prep seasons at Indian River High in Chesapeake, Va.
- Helped Denbigh High with 20 sacks as a senior to go 8-4 and reach its first-ever postseason
- Lettered three years in football and two in track & field

## AT A GLANCE

Chris Peace was originally signed by Los Angeles Chargers as undrafted free agent, May 10, 2019. He was claimed off waivers from the Chargers by the Giants on Sept. 30, 2019. Peace played four seasons (2015-18) at Virginia after redshirting in 2014, appearing in 50 career games. He totaled 198 tackles (94 solo), 29.5 tackles for loss, 17 sacks, 4 forced fumbles, an interception and 5 passes defended with the Cavaliers. As a senior in 2018, Peace earned third-team All-Atlantic Coast Conference honors by leading All ACC LBs with 7.5 sacks.

## MOST QB HITS AT VIRGINIA IN 2018

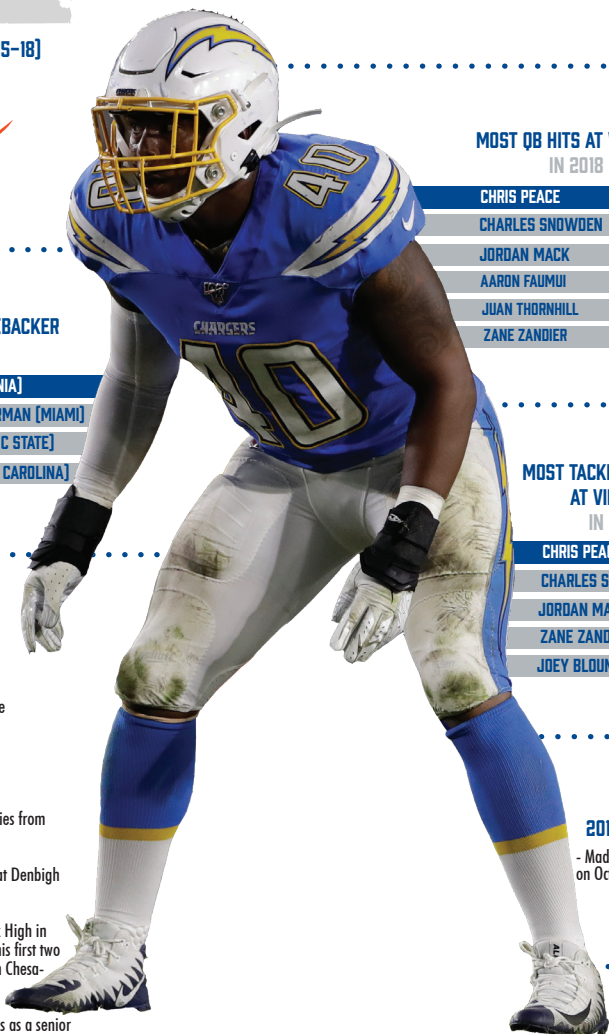
CHRIS PEACE	15
CHARLES SNOWDEN	9
JORDAN MACK	5
AARON FAUMUI	4
JUAN THORNHILL	3
ZANE ZANDIER	3

## MOST TACKLES FOR LOSS AT VIRGINIA IN 2018

CHRIS PEACE	11.5
CHARLES SNOWDEN	7.5
JORDAN MACK	6.0
ZANE ZANDIER	5.0
JOEY BLOUNT	5.0

## 2019 HIGHLIGHTS

- Made his Giants debut on Oct. 6 vs. Minnesota



## PEACE'S CAREER TOTALS

### REGULAR SEASON

### TACKLES

YEAR	GP	GS	T	A	TOT	SKS	FF	FR	PD
2019 LAC	1	0	0	0	0	0.0	0	0	0
2019 NYG	4	0	0	0	0	0.0	0	0	0
<b>Totals</b>	<b>5</b>	<b>0</b>	<b>0</b>	<b>0</b>	<b>0</b>	<b>0.0</b>	<b>0</b>	<b>0</b>	<b>0</b>

## PEACE'S 2019 GAME-BY-GAME TOTALS

DATE	OPP	T	A	TOT	SKS	PD	FF	FR
9/8	@DAL	N/A						
9/15	BUF	N/A						
9/22	@TB	N/A						
9/29	WAS	N/A						
10/6	MIN	0	0	0	0.0	0	0	0
10/10	@NE	0	0	0	0.0	0	0	0
10/20	ARI	Inactive						
10/27	@DET	0	0	0	0.0	0	0	0
11/4	DAL	Inactive						
11/10	@NYJ	Inactive						
11/24	@CHI	Inactive						
12/1	GB	0	0	0	0.0	0	0	0
12/9	@PHI							
12/15	MIA							
12/22	@WAS							
12/29	PHI							
<b>Totals</b>		<b>0</b>	<b>0</b>	<b>0</b>	<b>0.0</b>	<b>0</b>	<b>0</b>	<b>0</b>

**6-1 | 250**  **3RD YEAR**

**HOMETOWN: NORWALK, CA**  
**HIGH SCHOOL: NORWALK**



**COLLEGE: IDAHO (2014-15)**



## COLLEGE CAREER

- Played in 23 games with 14 starts in 2 seasons at Idaho after transferring from Cerritos College
- Finished career with 385 carries for 1,748 yards and 22 touchdowns, and 39 catches for 346 yards and 3 scores
- Also returned 15 kickoffs for 278 yards

## As a senior in 2015:

- Started all 12 games and led the team with 1,159 rushing yards and 10 touchdowns on 246 attempts, plus 27 receptions passes for 239 yards and two scores

## 2019 HIGHLIGHTS

- Penny scored his first touchdown with the Giants against Arizona (10/20) with 9:52 remaining in the 2nd quarter, when Michael Thomas blocked Andy Lee's punt in the end zone and he recovered the ball for the score.
- The touchdown was the Giants' first on a blocked punt since Nov. 10, 2013, when Damontre Moore interrupted a kick by Oakland's Marquette King and Cooper Taylor scooped up the ball and returned it 21 yards for a touchdown.
- It was the Giants' first special teams touchdown of any kind since Sept. 18, 2016, when Janoris Jenkins returned a blocked field goal attempt 65 yards vs. New Orleans.
- The touchdown was the 3rd of Penny's 3-year career and first for the Giants.

## AT A GLANCE

Eli Penny was originally signed as a rookie free agent by the Arizona Cardinals on May 9, 2016. He was signed by the Giants off Arizona's practice squad on Sept. 19, 2018. Penny has played in 42 games with 4 starts for the Arizona Cardinals and Giants. His career totals include 52 rushing attempts for 190 yards (3.7-yard avg.), with a long run of 14 yards and 2 touchdowns, plus 14 receptions for 97 yards (6.9-yard avg.) and 13 special teams tackles. In his first season with the Giants in 2018, Penny played in 14 games with 3 starts.

## OFF THE FIELD ACTIVITY

- Attended the Giants annual Jingle Jam holiday party for 600 New Jersey foster children, who each received winter coats, clothes, athletic equipment and enjoyed a night of dancing and fun activities
- Packed 1,000+ care packages with front office staff, coaches and teammates that were donated to My Sisters' Place, a safe haven for victims of domestic violence and human trafficking
- Encouraged children attending the free youth dental event known as Team Smile Event at MetLife Stadium

## 2017 SEASON

- Played in all 16 games for the Cardinals
- Had 31 rushing attempts for 124 yards and 2 touchdowns, 4 receptions for 38 yards, and 11 special teams tackles
- Led the team with a career-high 3 special teams tackles in his NFL debut at Detroit (9/10)
- Scored his first NFL touchdown on a 1-yard run vs. the Rams (12/3)
- Established career highs with 10 carries and 45 rushing yards, including a career-long 14-yard gain at Washington (12/17)

## PERSONAL

- Graduated from Norwalk (Calif.) High School, where he played running back, defensive end and linebacker
- As a senior, earned All-State honors and was named all-area each of his last 2 seasons
- Brother, Rashaad, was a first-team All-American running back at San Diego State. Rashaad was drafted by Seattle in the first round (27th overall) of the 2018 NFL Draft

FEEL THE PRIDE

## PENNY'S CAREER TOTALS

### REGULAR SEASON

YEAR	RUSHING							RECEIVING					
	GP	GS	ATT	YDS	AVG	LG	TD	NO	YDS	AVG	LG	TD	
2017 ARI	16	0	31	124	4.0	14	2	4	38	9.5	18	0	
2018 NYG	14	3	7	25	3.6	8	0	8	50	6.3	16	0	
2019 NYG	12	1	14	41	2.9	6	0	2	9	4.5	9	0	
<b>Totals</b>	<b>42</b>	<b>4</b>	<b>52</b>	<b>190</b>	<b>3.7</b>	<b>14</b>	<b>2</b>	<b>14</b>	<b>97</b>	<b>6.9</b>	<b>18</b>	<b>0</b>	

Additional statistics: 2017 -- 11 special teams tackles; 2018 -- 2 special teams tackles; 2019 -- 1 special teams tackle, 1 blocked punt recovery in end zone for touchdown (10/20 vs. Arizona).

Single-Game Highs: Rushing Attempts -- 10 (at Washington, 12/17/17); Rushing Yards -- 45 (at Washington, 12/17/17); Rushing Touchdowns -- 1 (2 times); Receptions -- 2 (3 times); Receiving Yards -- 18 (vs. Tennessee, 12/10/17).

## PENNY'S 2019 GAME-BY-GAME TOTALS

DATE	OPP	RUSHING						RECEIVING					
		ATT	YDS	AVG	LG	TD		NO	YDS	AVG	LG	TD	SCRIM YDS
9/8	@DAL	2	3	1.5	2	0	0	0	0.0	0	0	0	3
9/15	BUF	0	0	0	0	0	0	0	0.0	0	0	0	0
9/22	@TB	0	0	0	0	0	0	0	0.0	0	0	0	0
9/29	WAS	3	12	4.0	5	0	0	0	0.0	0	0	12	
10/6	MIN	3	15	5.0	6	0	1	9	9.0	9	0	24	
10/10	@NE	3	6	2.0	3	0	1	0	0.0	0	0	6	
10/20	ARI	0	0	0.0	0	0	0	0	0.0	0	0	0	
10/27	@DET	1	3	3.0	3	0	0	0	0.0	0	0	3	
11/4	DAL	0	0	0	0	0	0	0	0.0	0	0	0	
11/10	@NYJ	0	0	0	0	0	0	0	0.0	0	0	0	
11/24	@CHI	0	0	0	0	0	0	0	0.0	0	0	0	
12/1	GB	2	2	1.0	2	0	0	0	0.0	0	0	2	
12/9	@PHI												
12/15	MIA												
12/22	@WAS												
12/29	PHI												
<b>TOTALS</b>		<b>14</b>	<b>41</b>	<b>2.9</b>	<b>6</b>	<b>0</b>	<b>2</b>	<b>9</b>	<b>4.5</b>	<b>9</b>	<b>0</b>	<b>50</b>	

Additional statistics: 1 special teams tackle, blocked punt recovery in end zone for touchdown vs. Arizona (10/20).

5-11 | 215  3RD YEAR

HOMETOWN: EAST ORANGE, NJ

HIGH SCHOOL: PARAMUS CATHOLIC



COLLEGE: MICHIGAN (2014-16)



## COLLEGE CAREER

- Played in 27 games with 25 starts at Michigan, where he played defense, offense, and special teams
- Totaled 123 tackles and 1 interception on defense
- Rushed 45 times for 268 yards (6.0-yard avg.) and caught 10 passes for 82 yards
- Returned 39 punt for 510 yards (13.1-yard avg.) and a touchdown, and 18 kickoffs for 483 yards, 26.8-yard avg.)
- Was a 2016 consensus first-team All-American and Heisman Trophy finalist
- Peppers was the 2016 Paul Hornung Award winner as the nation's most versatile player and the 2016 Lott IMPACT Trophy winner
- He was the first player in Big Ten history to win 3 individual awards in a single season: Nagurski-Woodson Defensive Player of the Year, Burkus-Fitzgerald Linebacker of the Year and Rodgers-Dwight Return Specialist of the Year

## PERSONAL

- Credits his mother, Ivory Bryant, as the person who influenced him most, as well as his late older brother, Don Curris, who was fatally shot at age 20 in 2010
- Attended Paramus Catholic High School in Paramus, N.J., where he helped his team win state championships in 2012-13 as a defensive back and running back
- Previously played at Don Bosco Prep in Ramsey, N.J., where he also helped his team earn state championships in 2010-11 as a starting defensive back
- Broke the New Jersey state record in the 200-meter dash as a junior, running a 20.79
- Earned two state titles in the 100-meter and 200-meter dash and added state championships in the 4x400-meter relay and 4x100-meter relay

## AT A GLANCE

Jabrill Peppers was originally a (25th pick overall) draft choice by the Cleveland Browns in 2017. He was traded to the Giants, along with first and third-round choices in the 2019 NFL Draft, for wide receiver Odell Beckham, Jr., on March 13, 2019. In 2 seasons with the Browns, Peppers started all 29 games in which he played at safety. His career totals include 210 tackles (147 solo), 1.0 sack, 3 interceptions (1 returned for a touchdown), 13 passes defended, 3 forced fumbles, and 4 fumble recoveries. He has also averaged 7.6 yards on 59 punt returns and 22.0 yards on 34 kickoff returns.

MOST PUNT RETURN YARDS 2017-18  
IN THE AFC

ALEX ERICKSON	490
ADOREE' JACKSON	438
JAKEEM GRANT	418
TYREEK HILL	417
JABRILL PEPPERS	399

## OFF-THE-FIELD ACTIVITY

- Attended the 2019 Giants Draft Party, thanking season ticket holders for their support and celebrating the new Rookie Draft Class
- Joined United Rentals for their \$10,000 equipment donation to him hometown teams, the East Orange Hurricanes and East Orange Jr. Jaguars
- Had a "back-to-school" backpack giveaway in his hometown of East Orange in August 2019

## CAREER HIGHLIGHTS

## In 2019:

- Scored his first career touchdown on a 32-yard interception return vs. Washington on Sept. 29
- Forced 3 fumbles in 5 games in Weeks 5-9
- Had a career-long 40-yard punt return at Chicago (11/24)
- Ranks 2nd on the Giants in total (76) and solo (51) tackles

## In 2018:

- Peppers started all 16 games and was credited with 77 tackles (52 solo), 1.0 sack, 1 interception, 5 passes defended and 3 fumble recoveries
- As the Browns' primary returner, he ran back 25 punts for 219 yards (8.8-yard avg.) with a long of 33 yards, and 19 kickoffs for 408 yards (21.5-yard avg.) with a long of 29 yards

## As a rookie in 2017:

- Started all 13 games in which he played and amassed 57 tackles (44 solo), 1 interception, 3 passes defended, and 1 fumble recovery

FEEL THE PRIDE



## PEPPERS' CAREER TOTALS

### REGULAR SEASON

YEAR	TACKLES							INTERCEPTIONS						
	GP	GS	T	A	TOT	PD	SKS	FF	FR	NO	YDS	AVG	LG	TD
2017 CLE	13	13	44	13	57	3	0.0	0	1	1	0	0.0	0	0
2018 CLE	16	16	52	25	77	5	1.0	0	3	1	0	0.0	0	0
2019 NYG	11	11	51	25	76	5	0.0	3	0	1	32	32.0	32	1
<b>Totals</b>	<b>40</b>	<b>40</b>	<b>147</b>	<b>63</b>	<b>210</b>	<b>13</b>	<b>1.0</b>	<b>3</b>	<b>4</b>	<b>3</b>	<b>32</b>	<b>32.0</b>	<b>32</b>	<b>1</b>

### RETURNS

YEAR	PUNT						KICKOFF				
	PR	YDS	AVG	LG	FC	TD	KR	YDS	AVG	LG	TD
2017 CLE	30	180	6.0	25	15	0	14	318	22.7	35	0
2018 CLE	25	219	8.8	33	22	0	19	408	21.5	29	0
2019 NYG	4	49	12.3	40	4	0	1	23	23.0	23	0
<b>Totals</b>	<b>59</b>	<b>448</b>	<b>7.6</b>	<b>40</b>	<b>41</b>	<b>0</b>	<b>34</b>	<b>749</b>	<b>22.0</b>	<b>35</b>	<b>0</b>

Additional Statistics: 2019 -- 5 tackles for loss, 1 quarterback hit.

Single-Game Highs: Sacks -- 1.0 (at Denver, 12/15/18); Interceptions -- 1 (3 times); Interception Return Yards -- 32 (vs. Washington, 9/29/19); Fumble Recoveries -- 1 (4 times); Punt Returns -- 6 (at Houston, 10/15/17); Punt Return Yards -- 51 (vs. Los Angeles Chargers, 10/14/18); Kickoff Returns -- 5 (vs. Cincinnati, 10/1/17); Kickoff Return Yards -- 116 (vs. Cincinnati, 10/1/17).

## PEPPERS' 2019 GAME-BY-GAME TOTALS

DATE	OPP	TACKLES						INTERCEPTIONS					
		T	A	TOT	PD	SKS	FF	FR	NO	YDS	AVG	LG	TD
9/8	@DAL	6	1	7	0	0.0	0	0	0	0	0.0	0	0
9/15	BUF	3	3	6	0	0.0	0	0	0	0	0.0	0	0
9/22	@TB	6	2	8	1	0.0	0	0	0	0	0.0	0	0
9/29	WAS	2	2	4	2	0.0	0	0	1	32	32.0	32	1
10/6	MIN	4	1	5	0	0.0	1	0	0	0	0.0	0	0
10/10	@NE	8	2	10	0	0.0	0	0	0	0	0.0	0	0
10/20	ARI	4	4	8	0	0.0	0	0	0	0	0.0	0	0
10/27	@DET	5	0	5	0	0.0	1	0	0	0	0.0	0	0
11/4	DAL	7	5	12	1	0.0	1	0	0	0	0.0	0	0
11/10	@NYJ	2	4	6	1	0.0	0	0	0	0	0.0	0	0
11/24	@CHI	4	1	5	0	0.0	0	0	0	0	0.0	0	0
12/1	GB	Inactive											
12/9	@PHI												
12/15	MIA												
12/22	@WAS												
12/29	PHI												
Totals		51	25	76	5	0.0	3	0	1	32	32.0	32	1

Additional Statistics: 1 tackle for loss vs. Minnesota (10/6); 1 tackle for loss at New England (10/10); 1 tackle for loss vs. Arizona (10/20); 1 tackle for loss, 1 quarterback hit at Jets (11/10); 1 tackle for loss, 1 kickoff return for 23 yards at Chicago (11/24).

PUNT RETURNS

DATE	OPP	PR	YDS	AVG	LG	FC	TD
9/8	@DAL	2	7	3.5	5	2	0
9/15	BUF	0	0	0.0	0	0	0
9/22	@TB	0	0	0.0	0	0	0
9/29	WAS	0	0	0.0	0	1	0
10/6	MIN	0	0	0.0	0	0	0
10/10	@NE	0	0	0.0	0	0	0
10/20	ARI	0	0	0.0	0	0	0
10/27	@DET	1	2	2.0	2	1	0
11/4	DAL	0	0	0.0	0	0	0
11/10	@NYJ	0	0	0.0	0	0	0
11/24	@CHI	1	40	40.0	40	0	0
12/1	GB	Inactive					
12/9	@PHI						
12/15	MIA						
12/22	@WAS						
12/29	PHI						
Totals		4	49	12.3	40	4	0

**6-4 | 309**  **4TH YEAR**

**HOMETOWN:** MEMPHIS, TN

**HIGH SCHOOL:** EVANGELICAL CHRISTIAN



**COLLEGE:** VANDERBILT (2012-15)



## COLLEGE CAREER

- Played 4 years at Vanderbilt after redshirting in 2011
- Totaled 41 starts, including 37 straight
- Was a three-time member of the SEC Academic Honor Roll

## As a senior in 2015:

- Moved to center after playing right guard his junior and sophomore years
- Was a team captain
- Earned SEC Offensive Lineman of the Week honors

## PERSONAL

- Awarded the Division II-Class A Mr. Football Award as the state's top lineman as a senior left tackle in high school
- Was a team captain, first-team Division II-A All-State and the district offensive line MVP as a senior
- Played in the Tennessee East-West All-Star game
- Also earned 3 letters in track & field

## FAST FACTS

### FAVORITE LATE-NIGHT SNACK:

Peanut butter pretzels

### CATS OR DOGS?

Dogs

### FIRST SPORTS JERSEY OWNED:

Isaac Bruce

### FAVORITE ICE CREAM FLAVOR?:

Strawberry

### FAVORITE MUSICAL ARTIST:

Rolling Stones



## AT A GLANCE

**Spencer Pulley** was originally signed as an undrafted free agent by the San Diego Chargers on May 2, 2016. He was awarded off waivers to the Giants on Sept. 2, 2018. Pulley has played in 46 games with 26 starts in 2 seasons with the Chargers and 2 with the Giants. In his first season with the Giants in 2018, Pulley played in 13 games with 9 starts at center. He started for the first time at Atlanta (10/22/18) and started 9 of the last 10 games at center.

## OFF-THE-FIELD ACTIVITY

- Honored first responders on the 17th anniversary of 9/11 by joining firefighters from Engine 33 Ladder 9 for a barbeque dinner in their New York City firehouse. In the terrorist attacks, the house lost 10 members of its crew, known as "The Bowery Boys."
- Packed 1,000+ care packages with front office staff, coaches and teammates that were donated to My Sisters' Place, a safe haven for victims of domestic violence and human trafficking

## CAREER HIGHLIGHTS

### In 2019:

- Made his first appearance and start of the season at center against the Jets (11/10)

### In 2018:

- Played in 13 games with 9 starts at center for the Giants
- Made his Giants debut on special teams at Houston (9/23)
- Played on offense for the first time with 4 snaps at guard vs. New Orleans
- Started for the first time at Atlanta (10/22) and started 9 of the last 10 games at center, missing only the game vs. the Colts

### In 2017:

- Started all 16 games at center for the Chargers
- Was a member of an offensive line that allowed an NFL-low 18 sacks
- Helped provide protection for Philip Rivers, who threw for 4,515 yards and 28 touchdowns
- Part of an offensive line that helped Melvin Gordon rush for 1,105 yards and 8 touchdowns
- Led all Chargers offensive players with 1,056 offensive snaps

### In 2016:

- Saw action in all 16 games at center, left guard and right guard
- Provided protection on special teams

FEEL THE PRIDE

## PULLEY'S CAREER TOTALS

### REGULAR SEASON GAMES PLAYED/STARTED

YEAR	GP	GS
2016 SD	16	0
2017 LAC	16	16
2018 NYG	13	9
2019 NYG	1	1
<b>Totals</b>	<b>46</b>	<b>26</b>

## PULLEY'S 2019 GAME-BY-GAME TOTALS

DATE	OPP	GP	GS
9/8	@DAL	0	0
9/15	BUF	0	0
9/22	@TB	0	0
9/29	WAS	0	0
10/6	MIN	0	0
10/10	@NE	0	0
10/20	ARI	0	0
10/27	@DET	0	0
11/4	DAL	0	0
11/10	@NYJ	1	1
11/24	@CHI	0	0
12/1	GB	0	0
12/9	@PHI		
12/15	MIA		
12/22	@WAS		
12/29	PHI		
<b>Totals</b>		<b>1</b>	<b>1</b>

**6-5 | 308**  **7TH YEAR**

**HOMETOWN: PORTLAND, OR**  
**HIGH SCHOOL: JESUIT**



**COLLEGE: OREGON STATE (2007-11)**



## COLLEGE CAREER

- Walked on at Oregon State, where he played in 50 games with 44 starts at both left and right tackle

- Redshirted as a true freshman in 2007

### As a senior in 2011:

- Started 12 games at left tackle

### As a junior in 2010:

- Started in 12 games at right tackle as a junior

- Was All-Pac-10 honorable mention and a finalist for the Burlsworth Trophy, given annually to the best player in the country who began his career as a walk-on

### As a sophomore in 2009

- Earned a scholarship prior to his sophomore season, when he started 13 games at right tackle

### As a freshman in 2008

- Played in 13 games with 7 starts at right tackle

## 2019 HIGHLIGHTS

- Started 11 of 12 games at right tackle

- Inactive at the Jets (11/10) with a back injury



## AT A GLANCE

Mike Remmers was originally signed as a rookie free agent by the Denver Broncos on May 29, 2012. He was signed as a free agent by the Giants on May 14, 2019. Remmers has played in 76 regular-season games with 75 starts, and he started all 7 postseason games in which he played. He started 50 consecutive games — 45 regular season and 5 playoff (including Super Bowl 50) — from 2014-16. In 2018, Remmers started all 16 games at right guard, his first full season at the position.

## YEAR BY YEAR

### GAMES PLAYED / GAMES STARTED (REGULAR SEASON)

(2014) GP/GS	S/S
(2015) GP/GS	16/16
(2016) GP/GS	16/16
(2017) GP/GS	11/11
(2018) GP/GS	16/16

\* In 2013, Remmers appeared in 1 game with 0 starts

## CAREER HIGHLIGHTS

- His 75 regular-season starts include 45 at right tackle, 17 at right guard, and 13 at left guard. In the postseason, he has 5 starts at right tackle and 2 at left guard

- Started 50 consecutive games — 45 regular season and 5 playoff (including Super Bowl 50) — for the Panthers from 2014-16, and the first 8 of the 2017 season with Minnesota

- In 2018, Remmers started all 16 games at right guard, his first full season at the position

- In 2017, started all 11 games he played in 1st season as a starter with the Vikings, and helped Minnesota finish 7th in rushing after finishing last in 2016

- In 2016, started all 16 games (the first 3 at right tackle, and the final 13 at left tackle) for the 2nd consecutive season, helping Carolina rank 10th in the NFL in rushing yards (1,814) and tied for 10th in rushing touchdowns (16)

- In 2015, Started all 16 regular-season and 3 postseason games at right tackle. Helped the Panthers finish the season with a 15-1 record and advance to Super Bowl 50

## PERSONAL

- Married to Kelly. They have a son, Wyatt

- Graduated from Oregon State with a degree in communications

- Two-sport athlete at Jesuit High School in Portland, Oregon

- Led the Crusaders to 2 state championships in football

## REMMERS' CAREER TOTALS

### REGULAR SEASON

YEAR	GP	GS
2013 SD	1	0
2014 CAR	5	5
2015 CAR	16	16
2016 CAR	16	16
2017 MIN	11	11
2018 MIN	16	16
2019 NYG	11	11
<b>Totals</b>	<b>76</b>	<b>75</b>

### POSTSEASON GAMES PLAYED/STARTED

YEAR	GP	GS
2014 CAR	2	2
2015 CAR	3	3
2017 MIN	2	2
<b>Totals</b>	<b>7</b>	<b>7</b>

## REMMERS' 2019 GAME-BY-GAME TOTALS

DATE	OPP	GP	GS
9/8	@DAL	1	1
9/15	BUF	1	1
9/22	@TB	1	1
9/29	WAS	1	1
10/6	MIN	1	1
10/10	@NE	1	1
10/20	ARI	1	1
10/27	@DET	1	1
11/4	DAL	1	1
11/10	@NYJ	Inactive	
11/24	@CHI	1	1
12/1	GB	1	1
12/9	@PHI		
12/15	MIA		
12/22	@WAS		
12/29	PHI		
<b>Totals</b>		<b>11</b>	<b>11</b>

6-3 | 233  3RD YEAR

HOMETOWN: ORLAND, CA

HIGH SCHOOL: ORLAND



COLLEGE: SOUTHERN OREGON (2013-14)

HIGHEST FIELD GOAL PERCENTAGE  
2018 SEASON

97.1	ROBBIE GOULD
97.0	ALDRICK ROSAS
95.0	MATT BRYANT
93.8	MICHAEL BADGLEY
93.3	WILL LUTZ

## 2019 HIGHLIGHTS

- Converted all 4 field goal attempts vs. Dallas (11/4) for a season-high 12 points
- Leads the team with 52 points

## PERSONAL

- Has a daughter (Karsyn)
- Native of Orland, Calif., a farm town located 100 miles north of Sacramento
- In addition to kicker, played running back, linebacker, safety and punter at Orland High School. Named 2nd-team All-State punter
- Kicked a 55-yard field goal, a school record that still stands
- Played midfielder on the soccer team all 4 years of high school

## AT A GLANCE

Aldrick Rosas has played in 44 games for the Giants. He has made 60 of 72 field goal attempts (83.3%) and 73 of 80 extra point tries (91.3%) for 253 points. Rosas' 83.3 field goal percentage is the 4th-highest in franchise history by kickers with a minimum of 50 tries. Josh Brown holds the record of 91.7 (88 of 96 from 2013-16). Rosas has 7 career field goals of 50 or more yards. Joe Danelo holds the Giants record with 9, followed by Brown with 8.

MOST FGM / SINGLE SEASON  
GIANTS HISTORY

JOHN CARNEY (2008)	35
JAY FEELY (2005)	35
ALI HAJI-SHEIKH (1983)	35
LAWRENCE TYNES (2017)	33
ALDRICK ROSAS (2018)	32

## OFF THE FIELD ACTIVITY

- Hosted a Play 60 event in MetLife Stadium with kids and young adults from Special Olympics New Jersey; played freeze tag and other games and football activities
- Ran drills and spoke at the Anthony Munoz Foundation NFL Character Camp supporting Hispanic youth
- Packed 1,000+ care packages with front office staff, coaches and teammates that were donated to My Sisters' Place, a safe haven for victims of domestic violence and human trafficking

## NFL HONORS AND AWARDS

**AP** 2018 SECOND-TEAM AP  
ALL-PRO



2018 PRO BOWL

FEEL THE PRIDE



@ALDRICKROSAS



## ROSAS' CAREER TOTALS

### REGULAR SEASON

YEAR	GP	PAT	ATT	FG	FGA	PCT	LG	PTS
2017 NYG	16	20	23	18	25	72.0	52	74
2018 NYG	16	31	32	32	33	97.0	57	127
2019 NYG	12	22	25	10	14	71.4	45	52
<b>Totals</b>	<b>44</b>	<b>73</b>	<b>80</b>	<b>60</b>	<b>72</b>	<b>83.3</b>	<b>57</b>	<b>253</b>

### FIELD GOAL ACCURACY

YEAR	1-19	20-29	30-39	40-49	50+	TOTAL	PCT
2017 NYG	0-0	8-8	3-5	4-9	3-3	18-25	72.0
2018 NYG	0-0	9-9	13-13	6-6	4-5	32-33	97.0
2019 NYG	0-0	6-6	3-4	1-4	0-0	10-14	71.4
<b>Totals</b>	<b>0-0</b>	<b>23-23</b>	<b>19-22</b>	<b>11-19</b>	<b>7-8</b>	<b>60-72</b>	<b>83.3</b>

NFC Special Teams Player of the Week: 2018 Week 13

Single-Game Highs: Field Goal Attempts -- 4 (at Denver, 10/15/17); Field Goal Makes -- 3 (5 times); Extra Point Attempts -- 5 (2 times); Extra Point Makes -- 5 (vs. Tampa Bay, 11/18/18); Kickoffs -- 7 (4 times); Kickoffs for Touchbacks -- 6 (at Carolina, 10/7/18).

## ROSAS' 2019 GAME-BY-GAME TOTALS

DATE	OPP	PAT	ATT	FG	FGA	PCT	LG	PTS
9/8	@DAL	2	2	1	1	100.0	28	5
9/15	BUF	2	2	0	1	0.0	0	2
9/22	@TB	3	3	1	1	100.0	36	6
9/29	WAS	3	3	1	1	100.0	30	6
10/6	MIN	1	1	1	1	100.0	32	4
10/10	@NE	2	2	0	0	0.0	0	2
10/20	ARI	3	3	0	1	0.0	0	3
10/27	@DET	2	3	0	0	0.0	0	2
11/4	DAL	0	1	4	4	100.0	29	12
11/10	@NYJ	1	2	0	0	0.0	0	1
11/24	@CHI	2	2	0	2	0.0	0	2
12/1	GB	1	1	2	2	100.0	45	7
12/9	@PHI							
12/15	MIA							
12/22	@WAS							
12/29	PHI							
<b>Totals</b>		<b>22</b>	<b>25</b>	<b>10</b>	<b>14</b>	<b>83.3</b>	<b>45</b>	<b>52</b>

Additional Statistics: 1 special teams tackle at New England (10/10); 1 special teams tackle vs. Green Bay (12/1).

6-0 | 205  1ST YEARHOMETOWN: MUSKEGON HEIGHTS, MI  
HIGH SCHOOL: CATHEDRAL (CA)

COLLEGE: FRESNO STATE (2013-17)



## COLLEGE CAREER

## As a redshirt senior in 2017:

- Finished second on the team in receptions (57), receiving yards (566), and all-purpose yards (926), with career-highs in the first 2 categories

- Ranked eighth in the Mountain West in receptions per game (4.07)

- Named most valuable offensive player by Fresno State

## As a junior in 2015:

- Ranked second on the team in receiving yardage with 364 and first in average per reception at 15.2 for any player with more than 5 receptions

- Had 26 kickoff returns on the season for an average of 22.3 yards

## As a sophomore in 2014:

- Played in all 14 games, used as a wide receiver and kick returner

- Finished the year with 8 catches for 214 yards and 1 touchdown

## As a true freshman in 2013:

- Played in 10 games and returned 20 kickoffs for an average of 19.6 yards per return with a long return of 31 yards

## AT A GLANCE

Da'Mari Scott was originally signed by the Cleveland Browns as an undrafted free agent on May 4, 2018. He was signed off the New York Giants practice squad on November 27, 2019. In 4 seasons at Fresno State, Scott appeared in 49 games, including 20 starts. He totaled 91 receptions for 1,163 yards and 5 touchdowns, along with 1560 kick return yards on 73 attempts (21.4-yard avg.) with the Bulldogs. In 2018, Scott played in 3 games for the Buffalo Bills, but did not have any catches.

MOUNTAIN WEST RECEPTION LEADERS  
2017 SEASON

MICHAEL GALLUP [CSU]	100
CEORICK WILSON [BSU]	83
KEESEAN JOHNSON [FSU]	77
WYATT DEMPS [UNR]	67
AUSTIN CONWAY [UW]	62
DA'MARI SCOTT [FSU]	57
MCLANE MANNIX [UNR]	57

## CAREER HIGHLIGHTS

## In 2019:

- Made his Giants debut vs. Green Bay (12/1) and registered his first career reception, for 11 yards

- Also had the first punt return of his career, for 12 yards, vs. Green Bay

## In 2018:

- Played in 3 games for the Buffalo Bills

- Did not record a reception

## PERSONAL

- Son of the late Donna Covington, and Darreco Scott

- Has three siblings - Dakiya, Dominique and Darreco

- Majored in American studies at Fresno State

## SCOTT'S CAREER TOTALS

### REGULAR SEASON

		RECEIVING					
YEAR	GP	GS	NO	YDS	AVG	LG	TD
2018 BUF	3	0	0	0	0	0	0
2019 NYG	1	1	1	11	11.0	11	0
Totals	4	1	1	11	11.0	11	0

Single-Game Highs: Receptions -- 1 (vs. Green Bay, 12/1/19); Receiving Yards -- 11 (vs. Green Bay, 12/1/19); Punt Returns -- 1 (vs. Green Bay, 12/1/19); Punt Return Yards -- 12 (vs. Green Bay, 12/1/19).

## SCOTT'S 2019 GAME-BY-GAME TOTALS

DATE	OPP	NO	YDS	AVG	LG	TD
9/8	@DAL	N/A				
9/15	BUF	N/A				
9/22	@TB	N/A				
9/29	WAS	N/A				
10/6	MIN	N/A				
10/10	@NE	N/A				
10/20	ARI	N/A				
10/27	@DET	N/A				
11/4	DAL	N/A				
11/10	@NYJ	N/A				
11/24	@CHI	N/A				
12/1	GB	1	11	11.0	11	0
12/9	@PHI					
12/15	MIA					
12/22	@WAS					
12/29	PHI					
Totals		1	11	11.0	11	0

PUNT RETURNS

DATE	OPP	PR	YDS	AVG	LG	FC	TD
9/8	@DAL	N/A					
9/15	BUF	N/A					
9/22	@TB	N/A					
9/29	WAS	N/A					
10/6	MIN	N/A					
10/10	@NE	N/A					
10/20	ARI	N/A					
10/27	@DET	N/A					
11/4	DAL	N/A					
11/10	@NYJ	N/A					
11/24	@CHI	N/A					
12/1	GB	1	12	12.0	12	1	0
12/9	@PHI						
12/15	MIA						
12/22	@WAS						
12/29	PHI						
Totals		1	12	12.0	12	1	0

**5-10 | 196**  **4TH YEAR**

**HOMETOWN: OKLAHOMA CITY, OK**  
**HIGH SCHOOL: HERITAGE HALL**



**COLLEGE: OKLAHOMA (2012-15)**



## COLLEGE CAREER

- In 4 seasons at Oklahoma, Shepard played in 50 games with 41 starts
- Started all 37 games in his final 3 seasons
- Career totals included 233 receptions for 3,482 yards (14.9-yard avg.) and 26 touchdowns, with a long catch of 75 yards
- Also returned 30 punts for a 7.3 yard average with a long runback of 27 yards
- His career receptions (233) and receiving yards (3,482) each rank 2nd in Oklahoma history
- Ranks 3rd in school history in career touchdown receptions (26) and 100-yard receiving games (12), and single-season receptions (86 as a senior)
- Shares the school record for single-game receptions (15 vs. Kansas State as a junior)

## MOST SINGLE-SEASON RECEPTIONS

BY A GIANTS ROOKIE

91	SAQUON BARKLEY (2018)
91	ODELL BECKHAM JR. (2014)
74	JEREMY SHOCKEY (2002)
65	STERLING SHEPARD (2016)
64	EVAN ENGRAM (2017)

## PERSONAL

- Married to model Chanel Iman, and they have a daughter, Cali Clay
- Parents are Cheri and the late Derrick Shepard...At Oklahoma, he wore the same jersey number (3) as his late father, who lettered at OU as wide receiver from 1983-86
- Rushed for 1,115 yards and caught 133 passes for 2,335 yards and 38 touchdowns in his career at Heritage Hall High School
- As a senior, carried the ball 28 times for 303 yards and 8 touchdowns, and caught 73 passes for 1,243 yards and 17 touchdowns
- Selected to the Under Armour All-American Game

## AT A GLANCE

Sterling Shepard was originally a 2nd round (40th pick overall) draft choice by the Giants in 2016. Shepard has played in 49 regular-season games with 48 starts, and he started the only postseason game in which he played. His career totals include 223 catches for 2,608 yards (11.7-yard avg.), and 16 touchdowns. He also has 15 rushing attempts for 132 yards. In 2018, Shepard started all 16 regular-season games for the 2nd time in his first 3 seasons. He finished with career-high totals of 66 receptions (1 more than his rookie total in 2016) and 872 yards, and he scored 4 touchdowns.

## MOST TOUCHDOWN RECEPTIONS IN A SINGLE SEASON

BY A GIANTS ROOKIE

ODELL BECKHAM JR. (2014)	12
BILL SWACKI (1948)	10
STERLING SHEPARD (2016)	8
KEN MACAFEE (1954)	8
BOBBY JOHNSON (1984)	7

## 2019 HIGHLIGHTS

- Shepard recorded the 200th reception of his career in his 7-catch performance at Tampa Bay on Sept. 22, 2019

## OFF THE FIELD ACTIVITY

- Served as a Play 60 Ambassador adopting Lewis F. Cole Middle School in Fort Lee, N.J., motivating the students to get active and play outside
- During Salute to Service month, played video games at the training facility against military veterans through the Wounded Warrior Project as well as led the veterans through a tour of the facility
- Represented American Heart Association and Alzheimer's Association during Week 13 of the My Cause My Cleats NFL initiative
- Packed 1,000+ care packages with front office staff, coaches and teammates that were donated to My Sisters' Place, a safe haven for victims of domestic violence and human trafficking
- Hosted a holiday party for youth members of YCS at the Quest Diagnostics Training Center
- Attended luncheon in MetLife Stadium organized by teammate, Rhett Ellison with Project KIND for over 80 people experiencing homelessness

FEEL THE PRIDE

## SHEPARD'S CAREER TOTALS

### REGULAR SEASON

		RECEIVING					
YEAR	GP	GS	NO	YDS	AVG	LG	TD
2016 NYG	16	16	65	683	10.5	32†	8
2017 NYG	11	10	59	731	12.4	77†	2
2018 NYG	16	16	66	872	13.2	58	4
2019 NYG	6	6	33	322	9.7	36	2
<b>Totals</b>	<b>49</b>	<b>48</b>	<b>223</b>	<b>2,608</b>	<b>11.7</b>	<b>77†</b>	<b>16</b>

### REGULAR SEASON

		RUSHING				
YEAR	GP	ATT	YDS	AVG	LG	TD
2016 NYG	16	3	31	10.3	22	0
2017 NYG	11	4	4	1.0	12	0
2018 NYG	16	3	33	11.0	27	0
2019 NYG	6	5	64	12.8	23	0
<b>Totals</b>	<b>49</b>	<b>15</b>	<b>132</b>	<b>8.8</b>	<b>27</b>	<b>0</b>

Single-Game Highs: Receptions -- 11 (2 times); Receiving Yards -- 167 (at Atlanta, 10/22/18); Receiving Touchdowns -- 1 (15 times); Rushing Attempts -- 2 (2 times); Rushing Yards -- 27 (at San Francisco, 11/12/18).

## SHEPARD'S 2019 GAME-BY-GAME TOTALS

		RECEIVING				
DATE	OPP	NO	YDS	AVG	LG	TD
9/8	@DAL	6	42	7.0	11	0
9/15	BUF	Inactive				
9/22	@TB	7	100	14.3	36	1
9/29	WAS	7	76	10.9	23	0
10/6	MIN	5	49	9.8	18	0
10/10	@NE	Inactive				
10/20	ARI	Inactive				
10/27	@DET	Inactive				
11/4	DAL	Inactive				
11/10	@NYJ	Inactive				
11/24	@CHI	5	15	3.0	6	0
12/1	GB	3	40	13.3	18†	1
12/9	@PHI					
12/15	MIA					
12/22	@WAS					
12/29	PHI					
<b>TOTALS</b>		<b>33</b>	<b>322</b>	<b>9.7</b>	<b>36</b>	<b>2</b>

Additional Statistics: 2 rushing attempts for 21 yards at Tampa Bay (9/2); 1 rushing attempt for 23 yards vs. Washington (9/29); 1 rushing attempt for -2 yards vs. Minnesota (10/6); 1 rushing attempt for 22 yards at Chicago (11/24).

**6-5 | 261**  **6TH YEAR**

**HOMETOWN: MIDDLETOWN, NJ**  
**HIGH SCHOOL: MIDDLETOWN**



**COLLEGE: ASSUMPTION (2010-13)**



## COLLEGE CAREER

- Played in 36 games with 31 starts at Assumption
- Totaled 104 receptions for 1,537 yards and 15 touchdowns
- As a senior in 2013, was a first-team All-Northeast Conference selection...Started 11 games and led the team with 39 catches for 604 yards and 5 touchdowns
- In 2012, was a 2nd-team All-Northeast Conference choice...Started 10 games and finished 2nd on the team with 36 receptions for 558 yards and 6 touchdowns
- In 2011, started 10 games and caught 29 passes for 375 yards and 4 touchdowns
- As a freshman in 2010, played in 5 games

## OFF-THE-FIELD ACTIVITY

- Attended the United Way NYC Gridiron Gala, joining teammates and Hometown Hero recipient Michael Thomas to help raise over \$2 million in support of the United Way's efforts in New York City
- Attended the Giants annual Jingle Jam holiday party for 600 New Jersey foster children, who each received winter coats, clothes, athletic equipment and enjoyed a night of dancing and fun activities
- Packed 1,000+ care packages with front office staff, coaches and teammates that were donated to My Sisters' Place, a safe haven for victims of domestic violence and human trafficking
- Hosted a holiday party for youth members of YCS at the Quest Diagnostics Training Center
- Attended luncheon in MetLife Stadium organized by teammate, Rhett Ellison with Project KIND for over 80 people experiencing homelessness

## AT A GLANCE

**Scott Simonson** was originally signed as a rookie free agent by the Oakland Raiders on May 16, 2014. He was signed as a free agent by the Giants on November 12, 2019. Simonson has played in 36 regular-season games with 5 starts with Oakland, Carolina, and the Giants, and has played in 3 postseason games, including Super Bowl 50. His career totals include 11 receptions for 106 yards, with a long catch of 24 yards and 1 touchdown.

## CAREER HIGHLIGHTS

### In 2019:

- Made his season debut at Chicago (11/24) and had 1 catch for 10 yards

### In 2018:

- Played in all 16 games for the first time with 4 starts
- Finished with career-high totals of 9 catches and 86 yards, and scored his first NFL touchdown
- Caught a season-long 24-yard pass at Philadelphia (10/11)
- Recorded a season-high 25 receiving yards, on 2 catches, vs. Chicago (12/2)
- Had a season-high 3 receptions, including his first career touchdown on a 3-yard catch, at Indianapolis (12/23)

### In 2017:

- Spent the entire season on the Panthers' injured reserve list with a back injury

### In 2016:

- Played in 5 games for Carolina, including his first career start at Denver (9/8)

## PERSONAL

- Majored in criminal justice at Assumption
- Attended Middletown (N.J.) High School
- The son of Scott and Jeanne
- Has two sisters, Kelsey and Shannon



## SIMONSON'S CAREER TOTALS

### REGULAR SEASON

YEAR	GP	GS	RECEIVING				
			NO	YDS	AVG	LG	TD
2014 OAK	4	0	0	0	0.0	0	0
2015 CAR	9	0	1	10	10.0	10	0
2016 CAR	5	1	0	0	0.0	0	0
2017 CAR	Injured Reserve						
2018 NYG	16	4	9	86	9.6	24	1
2019 NYG	2	0	1	10	10.0	10	0
<b>Totals</b>	<b>36</b>	<b>5</b>	<b>11</b>	<b>106</b>	<b>9.6</b>	<b>24</b>	<b>1</b>

Additional statistics: 2018 – 2 special teams tackles.

Single-Game Highs: Receptions -- 3 (at Indianapolis, 12/23/18); Receiving Yards -- 25 (vs. Chicago, 12/02/18); Receiving Touchdowns -- 1 (at Indianapolis, 12/23/18).

### POSTSEASON

YEAR	GP	GS	RECEIVING				
			NO	YDS	AVG	LG	TD
2015 CAR	3	0	0	0	0.0	0	0
<b>Totals</b>	<b>3</b>	<b>0</b>	<b>0</b>	<b>0</b>	<b>0.0</b>	<b>0</b>	<b>0</b>

## SIMONSON'S 2019 GAME-BY-GAME TOTALS

DATE	OPP	NO	YDS	AVG	LG	TD
9/8	@DAL	N/A				
9/15	BUF	N/A				
9/22	@TB	N/A				
9/29	WAS	N/A				
10/6	MIN	N/A				
10/10	@NE	N/A				
10/20	ARI	N/A				
10/27	@DET	N/A				
11/4	DAL	N/A				
11/10	@NYJ	N/A				
11/24	@CHI	1	10	10.0	10	0
12/1	GB	0	0	0.0	0	0
12/9	@PHI					
12/15	MIA					
12/22	@WAS					
12/29	PHI					
<b>Totals</b>		<b>1</b>	<b>10</b>	<b>10.0</b>	<b>10</b>	<b>0</b>

6-5 | 315



2ND YEAR

HOMETOWN: MOODY, AL  
HIGH SCHOOL: MOODY

COLLEGE: AUBURN (2010-14)



## COLLEGE CAREER

- Played 4 seasons (2011-14) at Auburn University after redshirting the Tigers' 2010 BCS National Championship campaign

- Four-year starter on the offensive line for the Tigers with 49 career starts, second most among SEC offensive linemen, and 4th-most in Auburn history

## As a senior in 2014:

- Started 14 games at both guard spots

## As a junior in 2013:

- Started all 13 games at right guard for the SEC Champions

## PERSONAL

- Standout guard at Moody (Ala. High School)

- Named to the All-Southeast Region team by PrepStar

- Received bachelor's degree in sociology in August 2014

## AT A GLANCE

Chad Slade was originally signed as an undrafted free agent by the Houston Texans on May 8, 2015. He was signed as a free agent by the Giants on Jan. 14, 2019. Slade has played in 5 regular-season games with 3 starts, all in 2017 with the Texans. In 2018, he spent the season on Houston's practice squad.

## OFF-THE-FIELD ACTIVITY

- Hosted the 5th Annual Chad Slade Football Camp in Moody, Ala.

- Packed 1,000+ care packages with front office staff, coaches and teammates that were donated to My Sisters' Place, a safe haven for victims of domestic violence and human trafficking

- Encouraged children attending the free youth dental event known as Team Smile Event at MetLife Stadium

## CAREER HIGHLIGHTS

## In 2018:

- Spent the season on Houston's practice squad

## In 2017:

- Played the season's final 5 games, starting 3

- Made his NFL debut on the offensive line and special teams at Tennessee (12/3)

- Started for the first time — at tight end — vs. San Francisco (12/10)

- Started the season's final 2 games at right guard and helped the Texans rush for 176 yards vs. Pittsburgh (12/25)

- Also started at Indianapolis (12/31)

## In 2016:

- Spent the entire season on the Texans' practice squad

## As a rookie in 2015:

- Was placed on injured reserve on Sept. 1 and missed the entire season



# SLADE'S CAREER TOTALS

## REGULAR SEASON

YEAR	GP	GS
2017 HOU	5	3
2019 NYG	0	0
Totals	5	3

# SLADE'S 2019 GAME-BY-GAME TOTALS

DATE	OPP	GP	GS
9/8	@DAL	Inactive	
9/15	BUF	Inactive	
9/22	@TB	Inactive	
9/29	WAS	Inactive	
10/6	MIN	Inactive	
10/10	@NE	Inactive	
10/20	ARI	Inactive	
10/27	@DET	Inactive	
11/4	DAL	Inactive	
11/10	@NYJ	Inactive	
11/24	@CHI	Inactive	
12/1	GB	Inactive	
12/9	@PHI		
12/15	MIA		
12/22	@WAS		
12/29	PHI		
Totals		0	0

**6-1 | 194**  **ROOKIE****HOMETOWN: NORCROSS, GA****HIGH SCHOOL: GREATER ATLANTA CHRISTIAN****COLLEGE: AUBURN (2016-18)****COLLEGE CAREER****As a junior in 2018:**

- Caught 3 passes, for touchdowns of 74, 52, and 34 yards, in the Music City Bowl vs. Purdue
- Set Auburn bowl records for receiving yards (160), touchdowns (3), and longest touchdown catch (74)

**2019 HIGHLIGHTS**

- Slayton scored his first career touchdown on a 35-yard pass from Daniel Jones in the 2nd quarter vs. Minnesota (10/6). Slayton beat 2-time Pro Bowl cornerback Xavier Rhodes on the play. He finished the game with a team-high 62 yards on 4 catches.
- At Detroit (10/27), Slayton scored the Giants' first 2 touchdowns on passes of 22 and 20 yards from Jones. Slayton was the first Giants receiver with 2 scoring receptions in a game since Odell Beckham Jr. had touchdown catches of 10 and 20 yards at San Francisco on Nov. 12, 2018, and he is the first rookie receiver to accomplish the feat since Beckham, who had touchdown catches of 9 and 80 yards at St. Louis on Dec. 21, 2014.
- At the Jets (11/10), Slayton finished with a career-high 10 receptions for 121 yards and 2 TDs. His 10 catches were the 2nd-highest total by a Giants player this season; tight end Evan Engram had 11 in the season opener in Dallas. His 121 yards was the 5th 100-yard game by a Giants wideout or tight end this season, and the highest total by a Giant since Odell Beckham had 136 yards vs. Washington on Oct. 28, 2018. Slayton is also the first Giants receiver with a pair of 2-touchdown reception games in a season since Beckham in 2016 and the first rookie to do it since Beckham in 2014.
- Slayton leads the team with 505 receiving yards and 5 touchdowns this season

**AT A GLANCE**

Darius Slayton was originally a 5th round (171st pick overall) draft choice by the Giants in 2019. In 3 seasons at Auburn, Slayton played in 38 games and caught 79 passes for 1,605 yards (20.3-yard avg.), and 11 touchdowns, with a long catch of 74 yards. His 1,605 receiving yards rank him 11th among Auburn career leaders.

**GIANTS RECEIVING YARDS LEADERS  
2019 SEASON**

DARIUS SLAYTON	505
EVAN ENGRAM	467
GOLDEN TATE III	450
STERLING SHEPARD	322
SAQUON BARKLEY	291

**KEEP IT 100**

- With 10 catches for 121 yards at the Jets (11/10), Slayton reached **100 yards receiving** for the first time in his NFL career.

**PERSONAL**

- Studied in the College of Business at Auburn
- First-team Class 2A all-state selection at Greater Atlanta Christian School in Norcross, Ga.
- All-region player at wide receiver and defensive back
- Selected to the U.S. Army All-American Bowl
- State sprint champion at 100 and 200 meters
- Son of Pamela Slayton and Eddie Slayton
- Has a sister, Maileka
- Cousin, Darrell Crawford, played linebacker at Auburn

**FEEL THE PRIDE**

## SLAYTON'S CAREER TOTALS

### REGULAR SEASON

YEAR	RECEIVING						
	GP	GS	NO	YDS	AVG	LG	TD
2019 NYG	10	7	37	505	13.6	46	5
<b>Totals</b>	<b>10</b>	<b>7</b>	<b>37</b>	<b>505</b>	<b>13.6</b>	<b>46</b>	<b>5</b>

Single-Game Highs: Receptions -- 10 (at Jets, 11/10/19); Receiving Yards -- 121 (at Jets, 11/10/19); Receiving Touchdowns -- 2 (2 times); Kickoff Returns -- 5 (at Detroit, 10/27/19); Kickoff Return Yards -- 102 (at Detroit, 10/27/19).

## SLAYTON'S 2019 GAME-BY-GAME TOTALS

DATE	OPP	RECEIVING				
		NO	YDS	AVG	LG	TD
9/8	@DAL	Inactive				
9/15	BUF	Inactive				
9/22	@TB	3	82	27.3	46	0
9/29	WAS	2	13	6.5	8	0
10/6	MIN	4	62	15.5	35†	1
10/10	@NE	3	32	10.7	12	0
10/20	ARI	2	28	14.0	20	0
10/27	@DET	2	50	25.0	28†	2
11/4	DAL	1	6	6.0	6	0
11/10	@NYJ	10	121	12.1	39†	2
11/24	@CHI	4	67	16.8	19	0
12/1	GB	6	44	7.3	13	0
12/9	@PHI					
12/15	MIA					
12/22	@WAS					
12/29	PHI					
<b>Totals</b>		<b>37</b>	<b>505</b>	<b>13.6</b>	<b>46</b>	<b>5</b>

KICKOFF RETURNS						
DATE	OPP	NO	YDS	AVG	LG	TD
9/8	@DAL	Inactive				
9/15	BUF	Inactive				
9/22	@TB	0	0	0.0	0	0
9/29	WAS	0	0	0.0	0	0
10/6	MIN	0	0	0.0	0	0
10/10	@NE	0	0	0.0	0	0
10/20	ARI	4	87	21.8	30	0
10/27	@DET	5	102	20.4	30	0
11/4	DAL	0	0	0.0	0	0
11/10	@NYJ	0	0	0.0	0	0
11/24	@CHI	0	0	0.0	0	0
12/1	GB	0	0	0.0	0	0
12/9	@PHI					
12/15	MIA					
12/22	@WAS					
12/29	PHI					
Totals		9	189	21.0	30	0

6-4 | 308  2ND YEARHOMETOWN: ATLANTA, GA  
HIGH SCHOOL: COLUMBIA

COLLEGE: VIRGINIA (2013-16)



## COLLEGE CAREER

- In his four-year career with the Cavaliers, started 45 of a possible 49 games, including a pair of Bowl games in his final two seasons
- Started all 12 games at right tackle in each of his final 3 seasons
- Helped block for Taquan Mizzell, the first player in ACC history with 1,500 career rushing and 1,500 career receiving yards
- Part of an offensive line that saw the UVA rushing game break the 200-yard plateau three times (UNC, Georgia Tech, & Virginia Tech)
- Helped UVA accumulate 500 yards of total offense back-to-back games for the first time since 2004 in his sophomore year (2014)
- Became only the fourth true freshman in UVA program history to start at a tackle position, joining New York Jets Legend D'Brickashaw Ferguson, as well as other NFL pros Brad Butler and Morgan Moses

## FAST FACTS

## NICKNAME:

Big-E

## DREAM JOB BESIDES THE NFL:

Acting

## SPORTS PLAYED IN HIGH SCHOOL:

Football and Basketball

## AT A GLANCE

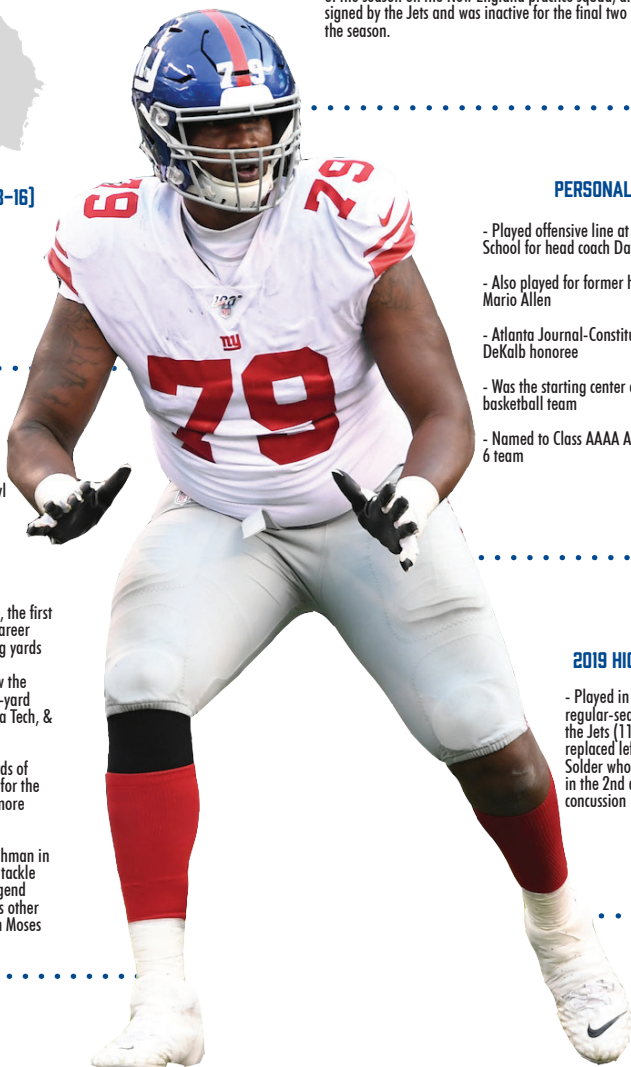
Eric Smith was originally signed as an undrafted free agent in 2017. He was claimed off waivers by the Giants on Sept. 1, 2019. On the Dolphins in 2017, Smith was inactive for the first three games of the season after making the initial 53-man roster as an undrafted rookie, and then missed the remainder of the season on injured reserve. In 2018, he spent the first 15 weeks of the season on the New England practice squad, and then was signed by the Jets and was inactive for the final two games of the season.

## PERSONAL

- Played offensive line at Columbia High School for head coach David Edwards
- Also played for former head coach Mario Allen
- Atlanta Journal-Constitution All-DeKalb honoree
- Was the starting center on high school basketball team
- Named to Class AAAA All-Region 6 team

## 2019 HIGHLIGHTS

- Played in his first career regular-season game at the Jets (11/10) as he replaced left tackle Nate Solder who left the game in the 2nd quarter with a concussion



FEEL THE PRIDE



@MONSIEUR\_SMITH72



@MONSIEURSMITH95



## SMITH'S CAREER TOTALS

### REGULAR SEASON GAMES PLAYED/STARTED

YEAR	GP	GS
2019 NYG	1	0
Totals	1	0

## SMITH'S 2019 GAME-BY-GAME TOTALS

DATE	OPP	GP	GS
9/8	@DAL	Inactive	
9/15	BUF	Inactive	
9/22	@TB	Inactive	
9/29	WAS	Inactive	
10/6	MIN	Inactive	
10/10	@NE	Inactive	
10/20	ARI	Inactive	
10/27	@DET	Inactive	
11/4	DAL	Inactive	
11/10	@NYJ	1	0
11/24	@CHI	Inactive	
12/1	GB	Inactive	
12/9	@PHI		
12/15	MIA		
12/22	@WAS		
12/29	PHI		
Totals		1	0

**6-5 | 249**  **ROOKIE**

**HOMETOWN: FLOWER MOUND, TX**  
**HIGH SCHOOL: MARCUS**



**COLLEGE: STANFORD (2016-18)**



## COLLEGE CAREER

- Two-time Pac-12 All-Academic honorable mention (2017, 2018)
- 2018 All-Pac-12 second team
- 2018 Mackey Award finalist
- John Mackey Award Player of the Week (Nov. 7, 2018)
- 70 receptions for 1,049 yards (15.0 yds/rec) and seven touchdowns in 25 career games

### As a senior in 2018:

- Played in 11 games and started 10
- Finished with 47 catches for 635 yards and two touchdowns (third on the team in all categories)

## PERSONAL

- Son of Mark and Janell Smith
- Father played football at Willamette
- One older sibling, Ashtyn
- Great uncle played in 1942 Rose Bowl
- Majored in political science at Stanford
- Played at Marcus (Flower Mound, Texas) under head coach Gerry Stanford
- Led team to three district titles

## AT A GLANCE

Kaden Smith was originally a sixth-round draft choice (No. 174 overall) this year by the 49ers. He was claimed off waivers by the Giants on September 16, 2019. Smith played college football at Stanford, where he played in 25 games with 12 starts from 2016-18. His college career totals include 70 catches for 1,049 yards and seven touchdowns. In 2018, he earned second-team All-Pac-12 honors after playing in 11 games and finishing with 47 receptions for 635 yards and two touchdowns.

## MOST RECEPTIONS AT STANFORD IN 2018

JJ ARCEGA-WHITESIDE	63
TRENTON IRWIN	60
KADEN SMITH	47
COLBY PARKINSON	29
BRUCE LOVE	20

## MOST RECEIVING YARDS BY A PAC-12 TIGHT END IN 2018

CALEB WILSON (UCLA)	965
KADEN SMITH (STAN)	635
COLBY PARKINSON (STAN)	485
JACOB BREELAND (ORE)	377

## 2019 HIGHLIGHTS

- Made his NFL debut at New England (10/10) playing 10 snaps at tight end
- Had his first career catch vs. the Jets (11/10)
- Made his first NFL start at Chicago (11/24) and scored his first career touchdown while also tying wide receiver Sterling Shepard for the team lead with 5 catches
- Led the team with a career-high 6 catches for 70 yards vs. Green Bay (12/1)



## SMITH'S CAREER TOTALS

### REGULAR SEASON

		RECEIVING					
YEAR	GP	GS	NO	YDS	AVG	LG	TD
2019 NYG	5	2	12	88	7.3	32	1
<b>Totals</b>	<b>5</b>	<b>2</b>	<b>12</b>	<b>88</b>	<b>7.3</b>	<b>32</b>	<b>1</b>

Single-Game Highs: Receptions -- 6 (vs. Green Bay, 12/1/19); Receiving Yards -- 70 (vs. Green Bay, 12/1/19); Receiving Touchdowns -- 1 (at Chicago, 11/24/19).

## SMITH'S 2019 GAME-BY-GAME TOTALS

DATE	OPP	NO	YDS	AVG	LG	TD
9/8	@DAL	N/A				
9/15	BUF	N/A				
9/22	@TB	Inactive				
9/29	WAS	Inactive				
10/6	MIN	DNP				
10/10	@NE	0	0	0.0	0	0
10/20	ARI	DNP				
10/27	@DET	DNP				
11/4	DAL	0	0	0.0	0	0
11/10	@NYJ	1	1	1.0	1	0
11/24	@CHI	5	17	3.4	11	1
12/1	GB	6	70	11.7	32	0
12/9	@PHI					
12/15	MIA					
12/22	@WAS					
12/29	PHI					
<b>Totals</b>		<b>12</b>	<b>88</b>	<b>7.3</b>	<b>32</b>	<b>1</b>

6-9 | 316  9TH YEARHOMETOWN: DENVER, CO  
HIGH SCHOOL: BUENA VISTA

COLLEGE: COLORADO (2006-10)



## COLLEGE CAREER

- Played in 49 games with 36 starts at Colorado, including 4 starts at tight end
- Selected team captain as a junior and senior
- Played in 2,540 out of a possible 2,542 offensive snaps from the beginning of his sophomore season through the end of his senior campaign
- As a senior in 2010, was a consensus first-team All-America and 1 of 3 finalists for the Outland Trophy, awarded to the best college football offensive lineman
- Unanimous All-Big 12 Conference first-team choice

## 2019 HIGHLIGHTS

- Has started every game at left tackle this season

## PERSONAL

- Married to Lexi. They have a son, Hudson and a daughter, Charlie
- An accomplished artist (paintings and sculptures), some of his work earned all-state honors at Buena Vista (Colo.) High School, where he was a standout tight end and middle linebacker
- Lettered 3 times in basketball at center, averaging 15 p oints and 8 rebounds per game as a senior when BVHS was the league and district champ. . . . Lettered twice in baseball, playing first base and pitching
- Boasted a 3.93 grade point average as a member of the National Honor Society and was an honor roll student his entire prep career

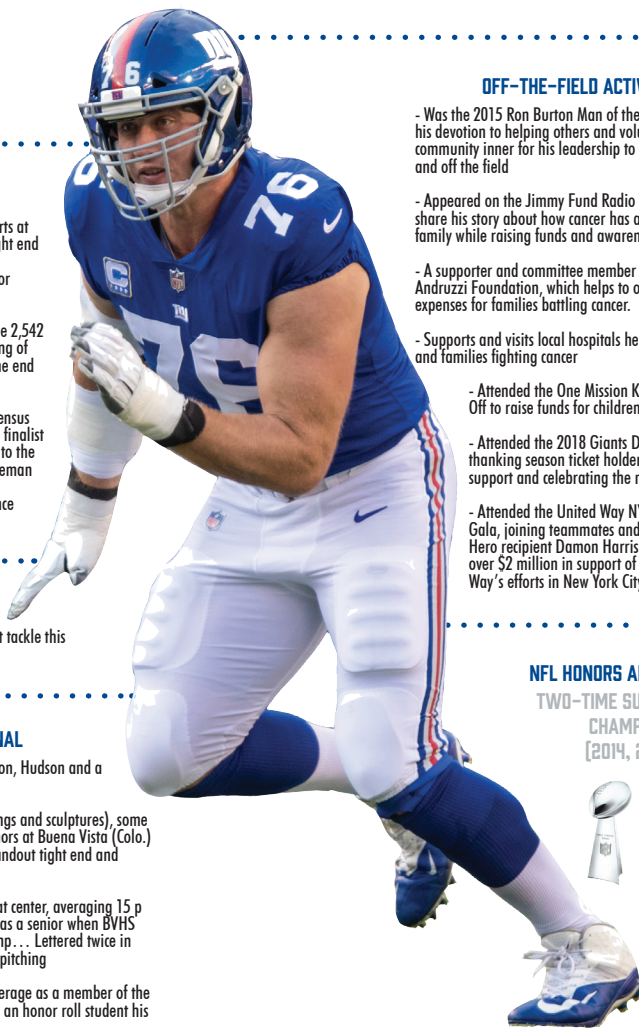
## AT A GLANCE

Nate Solder has played in 126 regular-season games with 123 starts — 109 at left tackle, 11 at right tackle, and 3 as a tackle-eligible tight end. He has also started all 16 postseason games in which he's played, including the last 13 at left tackle. He has started 65 consecutive games (59 regular season, 6 postseason). In New England, he played in 4 Super Bowls, winning 2. In his first season with the Giants in 2018, Solder started all 16 games. It was the 5th time he played in every games and the 4th time he started every game. Solder was 1 of 8 Giants to start all 16 games, joining quarterback Eli Manning, running back Saquon Barkley, wide receiver Sterling Shepard, left guard Will Hernandez, defensive tackle Dalvin Tomlinson, cornerback Janoris Jenkins, and safety Curtis Riley. With Solder anchoring the offensive line, the Giants' per-game averages in points, and total, rushing, and passing yards all improved in 2018.

## OFF-THE-FIELD ACTIVITY

- Was the 2015 Ron Burton Man of the Year winner for his devotion to helping others and volunteering in the community inner for his leadership to youth players on and off the field
- Appeared on the Jimmy Fund Radio Telethon to share his story about how cancer has affected his family while raising funds and awareness
- A supporter and committee member of the Joe Andruzzi Foundation, which helps to offset living expenses for families battling cancer.
- Supports and visits local hospitals helping children and families fighting cancer
- Attended the One Mission Kid's Cancer Buzz Off to raise funds for children battling cancer
- Attended the 2018 Giants Draft Party, thanking season ticket holders for their support and celebrating the new draft class
- Attended the United Way NYC Gridiron Gala, joining teammates and Hometown Hero recipient Damon Harrison to help raise over \$2 million in support of the United Way's efforts in New York City

## NFL HONORS AND AWARDS

TWO-TIME SUPER BOWL  
CHAMPION  
(2014, 2016)

## SOLDER'S CAREER TOTALS

### REGULAR SEASON

YEAR	GP	GS
2011 NE	16	13
2012 NE	16	16
2013 NE	15	15
2014 NE	16	16
2015 NE	4	4
2016 NE	15	15
2017 NE	16	16
2018 NYG	16	16
2019 NYG	12	12
<b>Totals</b>	<b>126</b>	<b>123</b>

### POSTSEASON

YEAR	GP	GS
2011 NE	3	3
2012 NE	2	2
2013 NE	2	2
2014 NE	3	3
2016 NE	3	3
2017 NE	3	3
<b>Totals</b>	<b>16</b>	<b>16</b>

## SOLDER'S 2019 GAME-BY-GAME TOTALS

DATE	OPP	GP	GS
9/8	@DAL	1	1
9/15	BUF	1	1
9/22	@TB	1	1
9/29	WAS	1	1
10/6	MIN	1	1
10/10	@NE	1	1
10/20	ARI	1	1
10/27	@DET	1	1
11/4	DAL	1	1
11/10	@NYJ	1	1
11/24	@CHI	1	1
12/1	GB	1	1
12/9	@PHI		
12/15	MIA		
12/22	@WAS		
12/29	PHI		
<b>Totals</b>		<b>12</b>	<b>12</b>

6-3 | 208  4TH YEARHOMETOWN: LEXINGTON, IL  
HIGH SCHOOL: LEXINGTON

COLLEGE: MONMOUTH (IL) [2007-11]

**Scots**

## COLLEGE CAREER

- Played in 47 games at Monmouth College (Ill.) from 2007-11, when he set NCAA Division III career records with 14,249 passing yards and 157 touchdown passes

- Selected as the Midwest Conference Offensive Player of the Year 3 times (2008-09, 2011)

- As a senior in 2011, Tanney threw for a career-high 3,867 yards and 38 touchdowns

- In 2010, redshirted after suffering an injury prior to the start of the season

- In his junior season in 2009, was named the Melberger Award winner as Division III's best player after throwing for 3,856 yards and 44 touchdowns

- As a sophomore, set a school record with 50 touchdown passes and threw for 3,848 yards

- As a freshman in 2007, played in 10 games, completing 242 of 376 passes for 2,678 yards and 24 touchdowns

## PERSONAL

- Married (Rebecca)

- Graduated from Monmouth with a degree in business administration and economics

- Started at shooting guard as a freshman and sophomore at Monmouth

- A distance runner, he ran a 4:20 mile

- Posted a Trick Shot Quarterback video on YouTube that went viral in 2011 when he was at Monmouth. The video has been viewed more than 4 million times.

- Tanney's 2 older brothers are in the sports industry. Matt is the Athletics Director at Wabash College, and Mitch is the Director of Analytics for the Denver Broncos.

## AT A GLANCE

Alex Tanney was originally signed as a rookie free agent by the Kansas City Chiefs on June 5, 2012. He signed as a free agent by the Giants on May 2, 2018. Tanney has played in one NFL game. On Jan. 3, 2016 – the 2015 season finale – he completed 10 of 14 passes for 99 yards and 1 touchdown in Tennessee's loss at Indianapolis. He entered the game as a reserve in the 3rd quarter after Zach Mettenberger left the contest with an injury.

## MOST TO PASSES

IN DIVISION III HISTORY

ALEX TANNEY	157
JUSTIN PEERY	148
BILL BORCHERT	141
KEVIN BURKE	134
JASON BOLTUS	134

## OFF THE FIELD ACTIVITY

- Founder of Tackle MS with Alex Tanney, a non-profit with the goal to use football to fight and bring awareness to multiple sclerosis, which directly affects his sister-in-law, Julia

- Represented Tackle MS with Alex Tanney during Week 13 of the My Cause My Cleats NFL initiative

- Hosted the Tackle MS with Alex Tanney Youth Football Camp for athletes at Monmouth College in Monmouth, Ill

- Packed 1,000+ care packages with front office staff, coaches and teammates that were donated to My Sisters' Place, a safe haven for victims of domestic violence and human trafficking



FEEL THE PRIDE

## TANNEY'S CAREER TOTALS

## REGULAR SEASON

YEAR	GP	GS	ATT	CMP	PCT	YDS	TD	INT	RT
2015 TEN	1	0	14	10	71.4	99	1	0	114.9
2019 NYG	0	0	0	0	0.0	0	0	0	0.0
Totals	1	0	14	10	71.4	99	1	0	114.9

Single-Game Highs: Passing Attempts -- 14 (at Indianapolis, 1/3/16); Passing Completions -- 10 (at Indianapolis, 1/3/16); Passing Yards -- 99 (at Indianapolis, 1/3/16); Passing Touchdowns -- 1 (at Indianapolis, 1/3/16).

## TANNEY'S 2019 GAME-BY-GAME TOTALS

[illegible]

5-11 | 191  10TH YEAR

HOMETOWN: HENDERSONVILLE, TN  
HIGH SCHOOL: POPE JOHN PAUL II



COLLEGE: NOTRE DAME (2007-09)



## COLLEGE CAREER

- Ranks 3rd in Fighting Irish history with 157 catches
- Established the school's single-season record with 93 receptions as a junior in his final season in 2009
- Was a consensus first-team All-America and the recipient of the Biletnikoff Award, given to the nation's premier wide receiver

## MOST YARDS AFTER CATCH IN THE NFL SINCE 2010

4,272	GOLDEN TATE III
4,130	LESEAN MCCOY
4,037	JULIO JONES
3,997	ANTONIO BROWN
3,333	DARREN SPROLES

## 2019 HIGHLIGHTS

- Scored his first touchdown as a Giant on a 64-yard catch at New England (10/10).
- Tate recorded his 17th career 100-yard game with his 102-yard performance at New England.
- Tate is 2nd on the team in receptions (36) and receiving touchdowns (4), despite missing the first 4 games while serving an NFL suspension.

## PERSONAL

- Tate and his wife, Elise, have a daughter, Londyn, and a son, Golden IV
- Attended Pope John Paul II High School in Hendersonville, Tenn
- Drafted by the Arizona Diamondbacks in the 42nd round of the 2007 MLB Draft
- Father, Golden Tate, Jr., played wide receiver at Tennessee State and was a 5th-round pick by the Indianapolis Colts in the 1984 NFL Draft

## AT A GLANCE

**Golden Tate III** was originally a 2nd round (60th pick overall) draft choice by the Seattle Seahawks in 2010. He was signed as a free agent by the Giants on March 14, 2019. Tate's career totals include 647 receptions for 7,664 yards and 42 touchdowns. His 611 catches tied tight end Jimmy Graham for 11th among active players at the end of the 2018 season. Tate has also played in 11 postseason games with 8 starts, and has 35 catches for 382 yards and three touchdowns. He was a member of the Seahawks team that defeated Denver in Super Bowl XLVIII (in MetLife Stadium). Tate was selected to the Pro Bowl in his first season with the Lions in 2014 when he had career-high totals of 99 receptions for 1,331 yards.

## MOST CONSECUTIVE 90+ CATCH SEASONS IN NFL HISTORY

TORRY HOLT (2002-07)	6
ANTONIO BROWN (2013-18)	6
MARVIN HARRISON (1999-03)	5
DEMARIUS THOMAS (2012-16)	5
GOLDEN TATE III (2014-17)	4
JERRY RICE (1993-96)	4
LARRY FITZGERALD (2007-10)	4

## OFF-THE-FIELD ACTIVITY

- Represented his Golden Future Foundation for the My Cause My Cleats NFL Initiative
- Started the Golden Future Foundation to provide support to American Heroes through resources, energy and time
- Hosts an annual "Stars and Strikes" bowling tournament to raise money for Afghanistan Veterans of America and Pets for Vets
- Participated in the 2016 NFL USO Tour, visiting US troops in Kuwait and Germany
- Packed 1,000+ care packages with front office staff, coaches and teammates that were donated to My Sisters' Place, a safe haven for victims of domestic violence and human trafficking
- Hosted The Golden Tate Football Camp for youth athletes in Hendersonville, Tenn.

## NFL HONORS AND AWARDS



SUPER BOWL XLVIII  
CHAMPION



2014 PRO BOWL

FEEL THE PRIDE



## TATE'S CAREER TOTALS

### REGULAR SEASON

### RECEIVING

YEAR	GP	GS	NO	YDS	AVG	LG	TD
2010 SEA	11	0	21	227	10.8	52	0
2011 SEA	16	5	35	382	10.9	33	3
2012 SEA	15	15	45	688	15.3	51	7
2013 SEA	16	13	64	898	14.0	80+	5
2014 DET	16	16	99	1,331	13.4	73+	4
2015 DET	16	16	90	813	9.0	43	6
2016 DET	16	16	91	1,077	11.8	67	4
2017 DET	16	12	92	1,003	10.9	71+	5
2018 DET	7	4	44	517	11.8	67	3
2018 PHI	8	3	30	278	9.3	32	1
2019 NYG	7	7	36	450	12.5	64+	4
<b>Totals</b>	<b>144</b>	<b>107</b>	<b>647</b>	<b>7,664</b>	<b>11.8</b>	<b>80+</b>	<b>42</b>

### REGULAR SEASON

### RUSHING

YEAR	GP	ATT	YDS	AVG	LG	TD
2010 SEA	11	2	4	2.0	3	0
2011 SEA	16	5	14	2.8	14	0
2012 SEA	15	3	20	6.7	13	0
2013 SEA	16	3	31	10.3	20	0
2014 DET	16	5	30	6.0	13	0
2015 DET	16	6	41	6.8	15	0
2016 DET	16	10	4	0.4	11	0
2017 DET	16	4	22	4.4	10	0
2018 DET	7	3	42	14.0	30	0
2018 PHI	8	1	-8	-8.0	-8	0
2019 NYG	7	1	16	16.0	16	0
<b>Totals</b>	<b>14</b>	<b>44</b>	<b>216</b>	<b>4.9</b>	<b>30</b>	<b>0</b>

Additional statistics: 2012 -- 1 passing attempt for 23 yards and a touchdown.

### REGULAR SEASON

### RETURNS

YEAR	PR	YDS	AVG	LG	FC	TD	KR	YDS	AVG	LG	TD
2010 SEA	16	202	12.6	64	16	0	1	10	10.0	10	0
2013 SEA	1	0	0.0	0	0	0	0	0	0.0	0	0
2014 DET	0	0	0.0	0	1	0	0	0	0.0	0	0
2015 DET	53	585	11.5	71	14	0	3	57	19.0	24	0
2016 DET	20	148	7.5	23	14	0	1	26	26.0	26	0
2017 DET	2	23	11.5	13	2	0	2	0	0.0	1	0
2018 DET	2	15	7.5	9	0	0	0	0	0.0	0	0
2018 PHI	5	13	2.6	12	0	0	0	0	0.0	0	0
2019 NYG	6	69	11.5	17	5	0	0	0	0.0	0	0
<b>Totals</b>	<b>103</b>	<b>1,056</b>	<b>10.3</b>	<b>71</b>	<b>52</b>	<b>0</b>	<b>7</b>	<b>93</b>	<b>13.3</b>	<b>26</b>	<b>0</b>

Single-Game Highs: Receptions -- 11 (2 times); Receiving Yards -- 165 (vs. Los Angeles Rams, 10/16/16); Receiving Touchdowns -- 2 (7 times); Punt Returns -- 7 (at New York Giants, 12/15/13); Punt Return Yards -- 92 (vs. Tampa Bay, 11/3/13).

POSTSEASON		RECEIVING					
YEAR	GP	GS	NO	YDS	AVG	LG	TD
2010 SEA	2	1	1	5	5.0	5	0
2012 SEA	2	1	10	138	13.8	29†	1
2013 SEA	3	2	8	61	7.6	13	0
2014 DET	1	1	6	89	14.8	51†	1
2016 DET	1	1	3	25	8.3	13	0
2018 PHI	2	2	7	64	9.1	28	1
Totals	11	8	35	382	10.9	51†	3

Additional statistics: 2010 -- 1 rushing attempt for 13 yards; 2016 -- 1 rushing attempt for 0 yards.

POSTSEASON RETURNS											
YEAR	PR	YDS	AVG	LG	FC	TD	KR	YDS	AVG	LG	TD
2010 SEA	1	11	11.0	11	1	0	0	0	0.0	0	0
2013 SEA	4	15	3.8	10	2	0	1	20	20.0	20	0
2014 DET	1	2	2.0	2	0	0	0	0	0.0	0	0
Totals	6	28	4.7	11	3	0	1	20	20.0	20	0

TATE'S 2019 GAME-BY-GAME TOTALS						
RECEIVING						
DATE	OPP	NO	YDS	AVG	LG	TD
9/8	@DAL	N/A				
9/15	BUF	N/A				
9/22	@TB	N/A				
9/29	WAS	N/A				
10/6	MIN	3	13	4.3	5	0
10/10	@NE	6	102	17.0	64†	1
10/20	ARI	6	80	13.3	20	0
10/27	@DET	8	85	10.6	18	0
11/4	DAL	6	42	7.0	17	0
11/10	@NYJ	4	95	23.8	61†	2
11/24	@CHI	3	33	11.0	23†	1
12/1	GB	Inactive				
12/9	@PHI					
12/15	MIA					
12/22	@WAS					
12/29	PHI					
TOTALS		36	450	12.5	64†	4

Additional statistics: 1 rushing attempt for 16 yards vs. Dallas (11/4).

PUNT RETURNS

DATE	OPP	PR	YDS	AVG	LG	FC	TD
9/8	@DAL	N/A					
9/15	BUF	N/A					
9/22	@TB	N/A					
9/29	WAS	N/A					
10/6	MIN	1	17	17.0	17	0	0
10/10	@NE	0	0	0.0	0	2	0
10/20	ARI	1	17	17.0	17	0	0
10/27	@DET	0	0	0.0	0	0	0
11/4	DAL	1	15	15.0	15	1	0
11/10	@NYJ	1	8	8.0	8	2	0
11/24	@CHI	2	12	6.0	12	0	0
12/1	GB	Inactive					
12/9	@PHI						
12/15	MIA						
12/22	@WAS						
12/29	PHI						
Totals		6	69	11.5	17	5	0

**6-1 | 232**  **ROOKIE**

**HOMETOWN: CORINTH, TX**  
**HIGH SCHOOL: LAKE DALLAS**



**COLLEGE: TEXAS-SAN ANTONIO (2015-18)**



## AT A GLANCE

**Josiah Tauaefa** was originally signed as a rookie free agent by the Giants on May 2, 2019. Tauaefa played in 33 games in 3 seasons at UTSA. His career totals included 257 tackles (121 solo), 11.5 sacks, 2 fumble recoveries and 1 touchdown. As a junior in 2018, Tauaefa started all 12 games and finished with a team-high 113 tackles – the 2nd-highest total in school history, trailing only his own record of 115 tackles in 2016 – (62 solo), 4.5 sacks, 3 quarterback hurries and 2 forced fumbles.

## 2019 HIGHLIGHTS

- Made his NFL debut on Oct. 6 vs. Minnesota and recorded 3 solo tackles

## MOST SINGLE-SEASON TACKLES IN UTSA HISTORY

115	JOSIAH TAUAEFA (2016)
113	JOSIAH TAUAEFA (2018)
95	BRANDON REEVES (2012)
94	TRISTON WADE (2013)
93	DUKE WHEELER (2015)

## MOST CAREER TACKLES FOR LOSS IN UTSA HISTORY

MARCUS DAVENPORT (2014-17)	38.0
KEVIN STRONG JR. (2015-18)	26.5
JASON NEILL (2011-12, '14-15)	23.5
JOSIAH TAUAEFA (2016-18)	22.5
NIC JOHNSTON (2011-14)	19.0
CODY ROGERS (2011-14)	19.0

## MOST CAREER SACKS IN UTSA HISTORY

22.0	MARCUS DAVENPORT (2014-17)
14.0	JASON NEILL (2011-12, '14-15)
11.5	JOSIAH TAUAEFA (2016-18)
9.0	CODY ROGERS (2011-14)
8.5	ROBERT SINGLETARY (2012-14)

## MOST CAREER TACKLES IN UTSA HISTORY

TRISTON WADE (2011-14)	293
JOSIAH TAUAEFA (2016-18)	257
DREW DOUGLAS (2012-15)	242
NIC JOHNSTON (2011-14)	220
STEVEN KURFEHS (2011-13)	214

## PERSONAL

- Son of Chloe and Siolo Tauaefa
- Graduated in December 2018 with a degree in communication
- Named the District 6-5A Defensive Most Valuable Player and was a First-Team All-District choice as a fullback and tight end as a senior at Lake Dallas High School in Corinth, Texas
- Named the District 5-4A Defensive MVP after registering 75 tackles and a team-leading eight sacks as a junior

FEEL THE PRIDE

## TAUAEFA'S CAREER TOTALS

### REGULAR SEASON

### TACKLES

YEAR	GP	GS	T	A	TOT	SKS	FF	FR
2019 NYG	8	0	3	0	3	0.0	1	0
<b>Totals</b>	<b>8</b>	<b>0</b>	<b>3</b>	<b>0</b>	<b>3</b>	<b>0.0</b>	<b>1</b>	<b>0</b>

Additional statistics: 2019 -- 2 tackles for loss, 3 special teams tackles.

## TAUAEFA'S 2019 GAME-BY-GAME TOTALS

DATE	OPP	T	A	TOT	SKS	PD	FF	FR
9/8	@DAL	N/A						
9/15	BUF	N/A						
9/22	@TB	N/A						
9/29	WAS	N/A						
10/6	MIN	3	0	3	0.0	0	0	0
10/10	@NE	0	0	0	0.0	0	0	0
10/20	ARI	0	0	0	0.0	0	0	0
10/27	@DET	0	0	0	0.0	0	0	0
11/4	DAL	0	0	0	0.0	0	0	0
11/10	@NYJ	0	0	0	0.0	0	0	0
11/24	@CHI	0	0	0	0.0	0	0	0
12/1	GB	0	0	0	0.0	0	1	0
12/9	@PHI							
12/15	MIA							
12/22	@WAS							
12/29	PHI							
<b>Totals</b>		<b>3</b>	<b>0</b>	<b>3</b>	<b>0.0</b>	<b>0</b>	<b>1</b>	<b>0</b>

Additional statistics: 2 tackles for loss vs. Minnesota (10/6); 2 special teams tackles vs. Dallas (11/4); 1 special teams tackle vs. Green Bay (12/1).

**5-10 | 195**  **6TH YEAR**

**HOMETOWN: HOUSTON, TX**  
**HIGH SCHOOL: NIMITZ**



**COLLEGE: STANFORD (2008-11)**



## 2019 HIGHLIGHTS

- Against the Cardinals (10/20), Thomas blocked a punt for the first time in his 7-year career. It was the Giants' first blocked punt since Sept. 24, 2015, when Rashad Jennings got his hands on a kick by Washington's Tress Way and the ball bounced out of the end zone for a safety.

## FIRST YEAR WITH GIANTS

In 2018, Thomas played in all 16 games with 6 starts, including each of the last 4 games. Tallied 47 tackles (32 solo), 1.0 sack, career-high totals of 2 interceptions and 6 passes defended, and a team-high 12 special teams tackles (9 solo).

## PERSONAL

- Married to Gloria. They have a daughter, Genesis
- Majored in sociology
- Has an MBA from the University of Miami
- Attended Nimitz High School in Houston, Texas.

## AT A GLANCE

Michael Thomas signed as a free agent by the Giants on March 26, 2018. Thomas has played in 84 regular-season games with 31 starts with Miami and the Giants. Career totals include 206 tackles (145 solo), 3 interceptions, 14 passes defended, 2 forced fumbles, and 1 fumble recovery. He has also had 81 special teams tackles and a blocked punt.

## MOST SPECIAL TEAMS SOLO TACKLES

2018 NFC

ZEKE TURNER	13
JUSTIN BETHEL	12
JAYRON KEARSE	12
MICHAEL THOMAS	9
MAURICE ALEXANDER	9

## OFF THE FIELD ACTIVITY

- Thomas was the team's 2018 NFL Walter Payton Man of the Year Award nominee
- Hosted the 5th Annual "Camp Mike T" in his hometown of Houston, focusing on leadership, academics and athletics. Distributed his first \$10,000 college scholarship to a camp participant
- Interned for three weeks during the 2018 and 2019 offseason with Texas Congresswoman Sheila Jackson Lee, learning about the duties of government, and the responsibilities of serving in Congress
- Honored at the United Way of NYC Gridiron Gala as the 2019 Hometown Hero. Partnered with the N.J. Secretary General's Office to honor New Jersey colleges and universities who registered the most students to vote during the 2018 "Ballot Bowl" competition
- Partnered with Americares and traveled with his wife Gloria and several teammates to Puerto Rico on a 3-day trip to deliver aid and medical supplies to areas affected by Hurricane Maria, and attended their annual Airlift Benefit in October 2018
- Represented the Michael Thomas Dreambuilders Foundation during Week 13 of the My Cause My Cleats NFL initiative

## NFL HONORS AND AWARDS



2018 PRO BOWL



GIANTS 2018 WALTER PAYTON  
AWARD NOMINEE

FEEL THE PRIDE

## THOMAS' CAREER TOTALS

### REGULAR SEASON

YEAR	REGULAR SEASON			TACKLES					INTERCEPTIONS				
	GP	GS	T	A	TOT	PD	FF	FR	NO	YDS	AVG	LG	TD
2013 MIA	3	0	2	0	2	2	0	0	1	0	0.0	0	0
2014 MIA	8	2	6	2	8	0	0	0	0	0	0.0	0	0
2015 MIA	16	13	56	15	71	2	0	0	0	0	0.0	0	0
2016 MIA	16	8	27	12	39	1	2	1	0	0	0.0	0	0
2017 MIA	13	2	9	7	16	1	0	0	0	0	0.0	0	0
2018 NYG	16	6	32	15	47	6	1	0	2	26	26.0	26	0
2019 NYG	12	0	13	10	23	2	0	0	0	0	0.0	0	0
Totals	84	31	145	61	206	14	3	1	3	26	26.0	26	0

Additional Statistics: 2013 - 1 special teams tackle; 2014 - 10 special teams tackles; 2014 - 10 special teams tackles; in 2013, 2015 - 14 special teams tackles; 2016 - 1 sack for 14 yards, 19 special teams tackles; 2017 - 11 special teams tackles; 2018 - 1 sack for 8 yards, 12 tackles and 1 forced fumble on special teams. 2019 -- 4 special teams tackles, 1 tackle for loss, 1 blocked punt (10/20 vs. Arizona).

AFC Defensive Player of the Week: 2014 Week 15

Single-Game Highs: Interceptions -- 1 (3 times); Interception Return Yards -- 26 (at Washington, 12/9/18); Sacks -- 1.0 (2 times); Fumble Recoveries -- 1 (at Baltimore, 12/4/16).

### POSTSEASON

YEAR	POSTSEASON			TACKLES					INTERCEPTIONS					
	GP	GS	T	A	TOT	PD	SKS	FF	FR	NO	YDS	AVG	LG	TD
2016 MIA	1	1	3	3	6	1	0	0	0	1	16	16.0	16	0
<b>Totals</b>	<b>1</b>	<b>1</b>	<b>3</b>	<b>3</b>	<b>6</b>	<b>1</b>	<b>0</b>	<b>0</b>	<b>0</b>	<b>1</b>	<b>16</b>	<b>16.0</b>	<b>16</b>	<b>0</b>

Additional Statistics: 2016 - 1 rushing attempt for 3 yards.

## THOMAS' 2019 GAME-BY-GAME TOTALS

DATE	OPP	TACKLES					INTERCEPTIONS						
		T	A	TOT	PD	SKS	FF	FR	NO	YDS	AVG	LG	TD
9/8	@DAL	1	0	1	0	0.0	0	0	0	0	0.0	0	0
9/15	BUF	2	2	4	0	0.0	0	0	0	0	0.0	0	0
9/22	@TB	1	1	2	0	0.0	0	0	0	0	0.0	0	0
9/29	WAS	0	2	2	1	0.0	0	0	0	0	0.0	0	0
10/6	MIN	1	1	2	0	0.0	0	0	0	0	0.0	0	0
10/10	@NE	3	3	6	1	0.0	0	0	0	0	0.0	0	0
10/20	ARI	3	1	4	0	0.0	0	0	0	0	0.0	0	0
10/27	@DET	1	0	1	0	0.0	0	0	0	0	0.0	0	0
11/4	DAL	0	0	0	0	0.0	0	0	0	0	0.0	0	0
11/10	@NYJ	1	0	1	0	0.0	0	0	0	0	0.0	0	0
11/24	@CHI	0	0	0	0	0.0	0	0	0	0	0.0	0	0
12/1	GB	0	0	0	0	0.0	0	0	0	0	0.0	0	0
12/9	@PHI												
12/15	MIA												
12/22	@WAS												
12/29	PHI												
Totals		13	10	23	2	0.0	0	0	0	0	0.0	0	0

Additional Statistics: 1 special teams tackle vs. Buffalo (9/15); 1 special teams tackle at Tampa Bay (9/22); 1 tackle for loss, 1 blocked punt vs. Arizona (10/20); 1 special teams tackle vs. Dallas (11/4); 1 special teams tackle vs. Green Bay (12/1).

6-3 | 319  3RD YEARHOMETOWN: MCDONOUGH, GA  
HIGH SCHOOL: HENRY COUNTY

COLLEGE: ALABAMA (2012-15)



## COLLEGE CAREER

- After redshirting as a freshman in 2012, Tomlinson played in 45 games with 15 starts at Alabama (all of the starts were in his senior season)

- Career totals included 122 tackles, 11.5 tackles for losses, 5.0 sacks, and 1 forced fumble

## PERSONAL

- First team Georgia Sports Writers Association AAA All-State at Henry County High School

- As a senior in 2011, had 109 tackles, 8.5 sacks, 4 pass breakups, and 1 blocked field goal

- In his junior season, had 76 tackles, 7.5 sacks, 1 forced fumble, and 2 fumble recoveries

- Outstanding student who passed on an opportunity to attend Harvard to play football for the Crimson Tide

- Three-time heavyweight wrestling champion

- Also a striker on the school's soccer team

## AT A GLANCE

Dalvin Tomlinson was originally a 2nd round (55th pick overall) draft choice by the Giants in 2017. Tomlinson has started all 44 games in his first 3 Giants seasons. He currently has the Giants' longest active starting streak. His career totals include 146 tackles (77 solo), including 3.5 sacks.

## CAREER HIGHLIGHTS

## In 2019:

- Recorded his first full sack of the season at Detroit (10/27)
- Is tied for 3rd on the Giants with a career-best 2.5 sacks

## In 2018:

- Tomlinson started all 16 games and finished with 59 tackles (28 solo), including 5 tackles for loss

## As a rookie in 2017:

- Tomlinson started all 16 games at defensive tackle
- He was the 3rd consecutive Giants 2nd-round draft choice to start all 16 games as a rookie, making him the first Giants rookie defensive lineman to start 16 games since Barry Cofield in 2006
- Selected to the Pro Football Writers All-Rookie team
- Finished the season with 50 tackles (30 solo), including 1 sack

## OFF-THE-FIELD ACTIVITY

- Represented American Diabetes Association during Week 13 of the My Cause My Cleats NFL initiative

- Kicked off Crucial Catch Month by visiting the American Cancer Society's Hope Lodge in New York City, where families stay free of charge while receiving cancer treatment at local hospitals

- During Salute to Service month, played video games at the training facility against military veterans through the Wounded Warrior Project as well as led the veterans through a tour of the facility

- Attended the 2019 Suite Holders Giants Draft Party at Slate in NYC, thanking season ticket holders for their support and celebrating the new Rookie Draft Class

- Surprised the Hudson County Dolphins team at practice with brand new equipment

- Packed 1,000+ care packages with front office staff, coaches and teammates that were donated to My Sisters' Place, a safe haven for victims of domestic violence and human trafficking



FEEL THE PRIDE



## TOMLINSON'S CAREER TOTALS

### REGULAR SEASON

### TACKLES

YEAR	GP	GS	T	A	TOT	SKS	FF	FR
2017 NYG	16	16	30	20	50	1.0	0	0
2018 NYG	16	16	28	31	59	0.0	0	0
2019 NYG	12	12	19	18	37	2.5	0	0
<b>Totals</b>	<b>44</b>	<b>44</b>	<b>77</b>	<b>69</b>	<b>146</b>	<b>3.5</b>	<b>0</b>	<b>0</b>

Additional Statistics: 2017 -- 1 tackle for loss, 1 quarterback hit, 1 pass defended; 2018 -- 5 tackles for loss; 2019 -- 6 quarterback hits, 4 tackles for loss.

Single-Game Highs: Sacks -- 1.0 (3 times).

## TOMLINSON'S 2019 GAME-BY-GAME TOTALS

DATE	OPP	T	A	TOT	SKS	FF	FR
9/8	@DAL	1	1	2	0.0	0	0
9/15	BUF	1	2	3	0.0	0	0
9/22	@TB	0	1	1	0.0	0	0
9/29	WAS	0	2	2	0.5	0	0
10/6	MIN	0	0	0	0.0	0	0
10/10	@NE	6	1	7	0.0	0	0
10/20	ARI	1	1	2	0.0	0	0
10/27	@DET	3	0	3	1.0	0	0
11/4	DAL	0	2	2	0.0	0	0
11/10	@NYJ	2	7	9	1.0	0	0
11/24	@CHI	3	0	3	0.0	0	0
12/1	GB	2	1	3	0.0	0	0
12/9	@PHI						
12/15	MIA						
12/22	@WAS						
12/29	PHI						
<b>Totals</b>		<b>16</b>	<b>18</b>	<b>34</b>	<b>2.5</b>	<b>0</b>	<b>0</b>

Additional Statistics: 1 quarterback hit at Tampa Bay (9/22); 2 quarterback hits vs. Washington (9/29); 1 tackle for loss vs. Arizona (10/20); 1 quarterback hit, 2 tackles for loss at Detroit (10/27); 1 tackle for loss, 1 quarterback hit at Jets (11/10); 1 quarterback hit at Chicago (11/24).

6-5 | 302  5TH YEARHOMETOWN: DAYTONA BEACH, FL  
HIGH SCHOOL: MAINLAND

COLLEGE: USC (2012-14)



## COLLEGE CAREER

- 2-time First-team All-Pac-12 (2013, 2014)
- 2-time First-team All-American (2013, 2014)
- Pac-12 Defensive Freshman of the Year (2012)

MOST QB HITS IN THE NFL  
2015-2018

106	VON MILLER
102	CARLOS DUNLAP
93	CALAIS CAMPBELL
86	GEND ATKINS
85	LEONARD WILLIAMS
85	J.J. WATT

JETS TACKLES FOR LOSS LEADERS  
2018 SEASON

11	LEONARD WILLIAMS
9	JAMAL ADAMS
8	BRANDON COPELAND
7	HENRY ANDERSON

## AT A GLANCE

Leonard Williams was originally a 1st round (6th overall) draft choice by the New York Jets in 2015. He was traded to the Giants on Oct. 29, 2019. Williams has played in 75 games with 73 starts (70 with the Jets and 3 with the Giants). His career totals include 250 tackles (127 solo), 17.0 sacks, 2 forced fumbles, and an interception. In his second season in 2016, Williams was selected to the Pro Bowl.

## CAREER HIGHLIGHTS

## In 2019:

- Played against his former team for the first time at the Jets (11/10) and had 3 tackles (1 solo) and 4 quarterback hits
- Made his Giants debut on Nov. 4 vs. Dallas and registered 3 tackles (1 solo) and a quarterback hit

## In 2018:

- Started all 16 games for the 3rd consecutive season... Finished the season as the Jets' leader in both tackles for loss (12) and quarterback hits (24) while producing 49 tackles and 5.0 sacks

## In 2017:

- Started in all 16 contests, his third consecutive season playing all 16 games to begin his career... Recorded 67 tackles, 2.0 sacks, his first career interception and led the team in quarterback hits with 25, which ranked tied for 7th best in the league. (according to Radar360)

## In 2016:

- Established career highs in both sacks (7.0) and tackles (86) in a season that saw him start all 16 games on way to being selected to the Pro Bowl and named Curtis Martin Team MVP... Led the team in sacks and quarterback hits (25), while placing second in tackles for loss (11) and total tackles... Registered a half-sack in 7 games and established a single-game high 2.5 sacks in the season opener vs. CIN (9/11)

## As a rookie in 2015:

- Recorded a team-leading 32 quarterback hurries during a rookie season that saw him start 15-of-16 games... Compiled 77 tackles (5 for loss), 2nd on the defensive line and 5th on the team... Added 3.0 sacks, including 2.5 over Weeks 13-15... Part of a defensive line that contributed to the number one rushing defense in the AFC, 2nd in the league, allowing just 83.4 yards per game on the ground, establishing a new franchise mark for fewest rushing yards allowed per game

## NFL HONORS AND AWARDS



2016 PRO BOWL

FEEL THE PRIDE

## WILLIAMS' CAREER TOTALS

### REGULAR SEASON

### TACKLES

YEAR	GP	GS	T	A	TOT	SKS	FF	FR
2015 NYJ	16	15	29	34	63	3.0	0	0
2016 NYJ	16	16	36	32	68	7.0	2	0
2017 NYJ	16	16	22	25	47	2.0	0	0
2018 NYJ	16	16	27	15	42	5.0	0	0
2019 NYJ	7	7	9	11	20	0.0	0	0
2019 NYG	4	3	4	6	10	0.0	0	0
<b>Totals</b>	<b>75</b>	<b>73</b>	<b>127</b>	<b>123</b>	<b>250</b>	<b>17.0</b>	<b>2</b>	<b>0</b>

Additional Statistics: 2017 – 1 interception returned 6 yards, 1 pass defended; 2018 – 2 passes defended; 2019 – 1 pass defended.

Single-Game Highs: Sacks – 2.5 (vs. Cincinnati, 9/11/16).

## WILLIAMS' 2019 GAME-BY-GAME TOTALS

DATE	OPP	T	A	TOT	SKS	FF	FR
9/8	BUF	0	5	5	0.0	0	0
9/16	CLE	0	2	2	0.0	0	0
9/22	@NE	3	0	3	0.0	0	0
10/6	@PHI	1	0	1	0.0	0	0
10/13	DAL	1	1	2	0.0	0	0
10/21	NE	2	1	3	0.0	0	0
10/27	@JAX	2	2	4	0.0	0	0
11/4	DAL	1	2	3	0.0	0	0
11/10	@NYJ	1	2	3	0.0	0	0
11/24	@CHI	0	1	1	0.0	0	0
12/1	GB	2	1	3	0.0	0	0
12/9	@PHI						
12/15	MIA						
12/22	@WAS						
12/29	PHI						
<b>Totals</b>		<b>13</b>	<b>17</b>	<b>30</b>	<b>0.0</b>	<b>0</b>	<b>0</b>

Additional Statistics: 1 pass defended vs. New England (10/21); 1 quarterback hit vs. Dallas (11/4); 4 quarterback hits at Jets (11/10); 1 quarterback hit at Chicago (11/24); 1 tackle for loss, 1 quarterback hit vs. Green Bay (12/1).

6-4 | 254  **ROOKIE**

**HOMETOWN:** AHOSKIE, NC  
**HIGH SCHOOL:** HERTFORD COUNTY



**COLLEGE:** OLD DOMINION [2015-18]



## COLLEGE CAREER

- Holds school records for career sacks (33.0), tackles for loss (51.5), quarterback hurries (33), and forced fumbles (11)

- Two-time Conference USA first-team selection (2017-18)

## As a senior in 2018:

- Finished 5th in FBS with 12.0 sacks and tied for 10th with 18.5 tackles for loss

- His 12.0 sacks broke his own school record for most in a single season

- Tied for 6th in FBS and again tied the school record with 4 forced fumbles

- Was 2nd among active FBS players with 33 career sacks

- Was tied for first among active FBS players with 11 career forced fumbles

## MOST CAREER TACKLES FOR LOSS

IN OLD DOMINION HISTORY

51.5	OSHANE XIMINES [2015-18]
40.0	CRAIG WILKINS [2009-12]
36.0	RONNIE CAMERON [2010-11]
30.5	TIM WARD [2015-18]
28.5	CHRIS BURNETT [2015-18]

## 2019 HIGHLIGHTS

- Recorded the first full sack of his career at Tampa Bay (9/22)

## AT A GLANCE

Oshane Ximines was originally a 3rd round (95th pick overall) draft choice by the Giants in 2019. He was the first player from Old Dominion ever selected in the NFL Draft. Ximines played in 49 games with 48 starts in 4 seasons at ODU, and his career totals included 176 tackles (93 solo), 33.0 sacks, 51.5 tackles for loss, 33 quarterback hurries, and 11 forced fumbles. He led the Monarchs in sacks in each of his 4 seasons and earned three All-Conference USA team selections (2016-18).

## MOST SINGLE-SEASON SACKS IN OLD DOMINION HISTORY

OSHANE XIMINES [2018]	12.0
OSHANE XIMINES [2017]	8.5
OSHANE XIMINES [2016]	7.5
BUNMI ROTIMI [2016]	7.0

## MOST SACKS IN FBS [DIVISION I-A] IN 2018

JAYLON FERGUSON [LA TECH]	17.5
JOSH ALLEN [KENTUCKY]	17.0
SUTTON SMITH [NIU]	15.0
NATE HARVEY [ECU]	14.5
OSHANE XIMINES [ODU]	12.0

## PERSONAL

- First player in NFL history whose last name begins with X

- Business finance major at Old Dominion

- Notched 35 career sacks and 145 total tackles at Hertford County High School in Ahoskie, N.C

- Had 6.0 sacks in 1 game as a senior

- Recorded 65 tackles and 14.0 sacks as a junior

- Two-time Defensive MVP and 2-time all-conference selection

- Son of Delroy Ximines and Dane McDonald



## XIMINES' CAREER TOTALS

### REGULAR SEASON

### TACKLES

YEAR	GP	GS	T	A	TOT	SKS	FF	FR
2019 NYG	12	2	9	11	20	2.0	0	0
<b>Totals</b>	<b>12</b>	<b>2</b>	<b>9</b>	<b>11</b>	<b>20</b>	<b>2.0</b>	<b>0</b>	<b>0</b>

Additional Statistics: 2019 -- 3 tackles for loss, 4 quarterback hits, 1 pass defended, 1 special teams tackle, 1 kickoff return for 5 yards.

Single-Game Highs: Sacks -- 1.0 (at Tampa Bay, 9/22/19).

## XIMINES' 2019 GAME-BY-GAME TOTALS

DATE	OPP	T	A	TOT	SKS	PD	FF	FR
9/8	@DAL	1	0	1	0.0	0	0	0
9/15	BUF	0	2	2	0.5	0	0	0
9/22	@TB	3	1	4	1.0	0	0	0
9/29	WAS	0	3	3	0.5	1	0	0
10/6	MIN	2	2	4	0.0	0	0	0
10/10	@NE	0	1	1	0.0	0	0	0
10/20	ARI	0	0	0	0.0	0	0	0
10/27	@DET	0	0	0	0.0	0	0	0
11/4	DAL	1	0	1	0.0	0	0	0
11/10	@NYJ	1	2	3	0.0	0	0	0
11/24	@CHI	1	0	1	0.0	0	0	0
12/1	GB	0	0	0	0.0	0	0	0
12/9	@PHI							
12/15	MIA							
12/22	@WAS							
12/29	PHI							
<b>Totals</b>		<b>9</b>	<b>11</b>	<b>20</b>	<b>2.0</b>	<b>1</b>	<b>0</b>	<b>0</b>

Additional Statistics: 1 tackle for loss at Dallas (9/8); 1 quarterback hit vs. Buffalo (9/8); 1 tackle for loss, 1 quarterback hit at Tampa Bay (9/22); 1 quarterback hit, 1 pass defended vs. Washington (9/29); 1 tackle for loss vs. Minnesota (10/6); 1 quarterback hit, 1 special teams tackle, 1 kickoff return for 5 yards vs. Dallas (11/4).

6-4 | 330  8TH YEARHOMETOWN: WAUKESHA, WI  
HIGH SCHOOL: WISCONSIN LUTHERAN

COLLEGE: WISCONSIN (2008-11)



### MOST CONSECUTIVE GAMES STARTED

NFL GUARDS

84	KEVIN ZEITLER
52	KENNY WIGGINS
47	BRANDON BROOKS
44	JOEL BITONIO
43	MICHAEL SCHOFIELD

### MOST OFFENSIVE PLAYS 2016-2018

OFFENSIVE LINEMAN

3,368	JOE THUNEY
3,315	DONOVAN SMITH
3,276	ALEJANDRO VILLANUEVA
3,247	JASON KELCE
3,245	KEVIN ZEITLER

### PERSONAL

- Married to Sara. They have a daughter, Kaleia Rose
- Brothers Eric and Matt played football at Wisconsin Lutheran College
- Finished as runner up on the CBS TV show "NFL's Most Valuable Performer," performing tricks with his rescue dog, Amber
- Attended Wisconsin Lutheran High School in Milwaukee, where he was a starter for team that twice finished 13-1
- Named Little Ten Conference Linemen of the Year as a senior
- Also lettered in wrestling
- Member of National Honor Society

### AT A GLANCE

Kevin Zeitler was originally a 1st round (27th pick overall) draft choice by the Cincinnati Bengals in 2012. He was traded to the Giants, along with a fifth-round draft choice, for linebacker Olivier Vernon and a fourth-round draft choice, on March 13, 2019. Zeitler has played in 116 regular-season games with 115 starts and he started all 4 postseason games in which he's played, all at right guard. He played on Cincinnati Bengals teams that reached the playoffs in 4 consecutive seasons (2012-15), and won 2 AFC North titles. Last year, Zeitler played in his 100th career game at Houston (12/2/18).

### CAREER HIGHLIGHTS

- Missed only 8 games in his first 7 seasons, 4 each in 2013 and 2014
- Started every game 5 times, including each season from 2015-18
- Currently has an 84-game starting streak, the longest among active NFL guards

### In 2018:

- Started all 16 games for the 4th consecutive season and played every offensive snap at right guard... The Browns' O-line did not allow a sack in 5 of team's final 7 games (3 total, fewest allowed in NFL during Weeks 10-17)

### In 2015:

- Started all 16 regular-season games and the AFC Wild Card Game at right guard... Was a member of an offensive line that blocked for 100-plus rushing yards in 10 games and held opponents without a sack in 5 games

### In 2014:

- Started 12 regular-season games and the AFC Wild Card Game at right guard... Missed 4 games with calf injuries and ranked 3rd in the league with 23 sacks allowed

### In 2013:

- Played in 12 regular-season games with 11 starts and started the AFC Wild Card game... Helped the Bengals finish 6th in scoring and 10th in the NFL in yards-per-game

### OFF-THE-FIELD ACTIVITY

- Attended the 2019 Giants Draft Party, thanking season ticket holders for their support and celebrating the new Rookie Draft Class
- Packed 1,000+ care packages with front office staff, coaches and teammates that were donated to My Sisters' Place, a safe haven for victims of domestic violence and human trafficking

## ZEITLER'S CAREER TOTALS

### REGULAR SEASON GAMES PLAYED/STARTED

YEAR	GP	GS
2012 CIN	16	16
2013 CIN	12	11
2014 CIN	12	12
2015 CIN	16	16
2016 CIN	16	16
2017 CLE	16	16
2018 CLE	16	16
2019 NYG	12	12
<b>Totals</b>	<b>116</b>	<b>115</b>

### POSTSEASON GAMES PLAYED/STARTED

YEAR	GP	GS
2012 CIN	1	1
2013 CIN	1	1
2014 CIN	1	1
2015 CIN	1	1
<b>Totals</b>	<b>4</b>	<b>4</b>

## ZEITLER'S 2019 GAME-BY-GAME TOTALS

DATE	OPP	GP	GS
9/8	@DAL	1	1
9/15	BUF	1	1
9/22	@TB	1	1
9/29	WAS	1	1
10/6	MIN	1	1
10/10	@NE	1	1
10/20	ARI	1	1
10/27	@DET	1	1
11/4	DAL	1	1
11/10	@NYJ	1	1
11/24	@CHI	1	1
12/1	GB	1	1
12/9	@PHI		
12/15	MIA		
12/22	@WAS		
12/29	PHI		
<b>Totals</b>		<b>12</b>	<b>12</b>



# GIANTS STATS









## 2019 DEFENSIVE STATS

Player	DEFENSE											SPECIAL TEAMS				MISC.			
	T	A	TT	SK	YD	TFL	QH	INT	PD	FF	FR	T	A	FF	FR	T	A	FF	FR
Antoine Bethea	57	23	80	-	-	1	-	1	3	-	2	-	-	-	-	-	-	-	-
Jabrill Peppers	51	25	76	-	-	5	2	1	5	3	-	-	-	-	-	-	-	-	-
Alec Ogletree	37	26	63	1	4	4	2	1	5	-	-	-	-	-	-	-	-	-	-
Markus Golden	30	25	55	7.5	47.5	10	17	-	-	-	1	-	-	-	-	-	-	-	-
David Mayo	34	19	53	1.5	3.5	3	1	-	2	-	-	2	-	-	-	-	-	-	-
Janoris Jenkins	42	6	48	-	-	-	-	4	14	-	-	-	-	-	-	-	-	-	-
Grant Haley	36	7	43	1	6	4	1	-	-	-	-	-	-	-	-	-	-	-	-
Deandre Baker	34	9	43	-	-	1	-	-	3	-	-	-	-	-	-	-	-	-	-
Lorenzo Carter	21	17	38	3.5	16.5	4	9	-	3	1	-	-	-	-	-	-	-	-	-
Dalvin Tomlinson	19	18	37	2.5	19.5	4	6	-	-	-	-	-	-	-	-	-	-	-	-
Dexter Lawrence	18	13	31	2.5	22.5	2	6	-	-	1	-	-	-	-	1	-	-	-	-
B.J. Hill	10	18	28	-	-	-	-	-	-	-	-	-	-	-	-	-	-	-	-
Michael Thomas	13	10	23	-	-	1	-	-	2	-	-	3	1	-	1	-	-	-	-
Ryan Connelly	10	10	20	1	2	2	1	2	2	-	-	-	-	-	-	-	-	-	-
Oshane Ximines	9	11	20	2	17	3	4	-	1	-	-	-	1	-	-	-	-	-	-
Corey Ballentine	15	2	17	-	-	-	1	-	1	-	-	1	-	-	-	-	-	-	-
R.J. McIntosh	3	8	11	1	9	1	1	-	-	-	-	-	-	-	-	-	-	-	-
Leonard Williams	4	6	10	-	-	1	7	-	-	-	-	-	-	-	-	-	-	-	-
Olsen Pierre	7	1	8	2	20	3	2	-	-	-	-	-	-	-	-	-	-	-	-
Julian Love	5	3	8	-	-	-	-	1	1	1	-	2	-	-	-	-	-	-	-
Deone Bucannon	5	3	8	-	-	-	-	-	-	-	-	-	-	-	-	-	-	-	-
Antonio Hamilton	4	2	6	-	-	-	-	-	-	-	-	3	1	-	-	-	-	-	-
Tae Davis	3	2	5	-	-	-	1	-	-	-	-	-	1	-	-	-	-	-	-
Sean Chandler	1	3	4	-	-	-	-	-	-	-	-	1	-	-	-	-	-	-	-
Josiah Tavaeafa	3	0	3	-	-	2	-	-	-	-	-	2	1	1	-	-	-	-	-
Nathan Stupar	1	2	3	-	-	-	-	-	-	-	-	1	-	-	-	-	-	-	-
Kareem Martin	1	1	2	-	-	-	-	-	-	-	-	-	-	-	-	-	-	-	-
Sam Beal	1	1	2	-	-	-	-	-	-	-	-	-	-	-	-	-	-	-	-
Tazar Skipper	0	2	2	0.5	5.5	-	1	-	-	-	1	1	-	-	-	-	-	-	-
Cody Core	0	0	0	-	-	-	-	-	-	-	-	5	2	-	-	-	-	-	-
Aldrick Rosas	0	0	0	-	-	-	-	-	-	-	-	2	-	-	-	-	-	-	-
Rhett Ellison	0	0	0	-	-	-	-	-	-	-	-	1	-	-	-	1	-	-	-
Zak DeOssie	0	0	0	-	-	-	-	-	-	-	-	1	-	-	-	-	-	-	-
Riley Dixon	0	0	0	-	-	-	-	-	-	-	-	1	-	-	-	-	-	-	-
Elijah Penny	0	0	0	-	-	-	-	-	-	-	-	1	-	-	-	-	-	1	-
Eric Tomlinson	0	0	0	-	-	-	-	-	-	-	-	1	-	-	-	-	-	-	-
Devante Downs	0	0	0	-	-	-	-	-	-	-	-	-	1	-	-	-	-	-	-
Kevin Zeitler	0	0	0	-	-	-	-	-	-	-	-	-	-	-	-	5	-	-	1
Daniel Jones	0	0	0	-	-	-	-	-	-	-	-	-	-	-	-	3	-	-	2
Nate Solder	0	0	0	-	-	-	-	-	-	-	-	-	-	-	-	2	-	-	1
Will Hernandez	0	0	0	-	-	-	-	-	-	-	-	-	-	-	-	2	-	-	-
Darius Slayton	0	0	0	-	-	-	-	-	-	-	-	-	-	-	-	2	-	-	-
Wayne Gallman	0	0	0	-	-	-	-	-	-	-	-	-	-	-	-	1	-	-	-
Saquon Barkley	0	0	0	-	-	-	-	-	-	-	-	-	-	-	-	1	-	-	1
Bennie Fowler	0	0	0	-	-	-	-	-	-	-	-	-	-	-	-	1	-	-	-
Cody Latimer	0	0	0	-	-	-	-	-	-	-	-	-	-	-	-	1	-	-	-
Eli Manning	0	0	0	-	-	-	-	-	-	-	-	-	-	-	-	1	-	-	-
Golden Tate	0	0	0	-	-	-	-	-	-	-	-	-	-	-	-	1	-	-	-
Kaden Smith	0	0	0	-	-	-	-	-	-	-	-	-	-	-	-	1	-	-	-
Sterling Shepard	0	0	0	-	-	-	-	-	-	-	-	-	-	-	-	1	-	-	-
T.J. Jones	0	0	0	-	-	-	-	-	-	-	-	-	-	3	-	-	-	-	-
Da'Mari Scott	0	0	0	-	-	-	-	-	-	-	-	-	-	-	-	-	-	-	1
<b>Team Totals</b>	<b>474</b>	<b>273</b>	<b>747</b>	<b>26</b>	<b>173</b>	<b>51</b>	<b>62</b>	<b>10</b>	<b>42</b>	<b>6</b>	<b>4</b>	<b>28</b>	<b>8</b>	<b>1</b>	<b>3</b>	<b>2</b>	<b>23</b>	<b>-</b>	<b>7</b>
<b>Opponent Totals</b>	<b>450</b>	<b>227</b>	<b>677</b>	<b>35</b>	<b>276</b>	<b>47</b>	<b>96</b>	<b>13</b>	<b>70</b>	<b>20</b>	<b>15</b>	<b>45</b>	<b>24</b>	<b>-</b>	<b>1</b>	<b>11</b>	<b>-</b>	<b>-</b>	<b>4</b>



## 2019 TEAM SCORING

GIANTS	GIANTS						OPPONENTS					
	1ST	2ND	3RD	4TH	OT	TOTAL	1ST	2ND	3RD	4TH	OT	TOTAL
9/8 at Dallas	7	0	3	7	0	17	7	14	14	0	0	35
9/15 BUFFALO	7	0	0	7	0	14	7	14	0	7	0	28
9/22 at Tampa Bay	3	7	15	7	0	32	12	16	0	3	0	31
9/29 WASHINGTON	7	10	7	0	0	24	0	3	0	0	0	3
10/6 MINNESOTA	0	7	3	0	0	10	3	15	7	3	0	28
10/10 at New England	0	14	0	0	0	14	7	14	0	14	0	35
10/20 ARIZONA	0	14	0	7	0	21	14	3	7	3	0	27
10/27 at Detroit	0	13	6	7	0	26	14	3	7	7	0	31
11/4 DALLAS	3	9	3	3	0	18	3	10	3	21	0	37
11/10 at New York Jets	0	13	14	0	0	27	14	0	10	10	0	34
11/24 at Chicago	0	7	0	7	0	14	0	3	16	0	0	19
12/1 GREEN BAY	7	3	3	0	0	13	14	3	0	14	0	31
12/9 at Philadelphia												
12/15 MIAMI												
12/22 at Washington												
12/29 PHILADELPHIA												
2019 Totals	34	97	54	45	0	230	95	98	64	82	0	339



## 2019 OFFENSIVE TEAM STATISTICS

GIANTS	FIRST DOWNS				TOTAL OFF.		RUSHING		PASSING					INT. BY NYG		
	T	R	Pa	Pe	YDS	PLYS	YDS	ATT	YDS	SK/YD	ATT	COM	I	NO	YDS	TD
9/9 at Dallas	26	8	16	1	470	66	151	17	319	1/4	48	33	0	0	0	0
9/15 BUFFALO	21	7	14	0	370	66	129	20	241	1/9	45	26	2	0	0	0
9/22 at Tampa Bay	17	5	11	1	384	60	72	19	312	5/24	36	23	0	1	13	0
9/29 WASHINGTON	24	7	13	4	389	68	164	37	225	0/0	31	23	2	4	49	1
10/6 MINNESOTA	18	5	8	5	211	62	64	20	147	4/35	38	21	1	0	0	0
10/10 at New England	10	3	6	1	213	48	52	16	161	1/0	31	15	3	1	62	0
10/20 ARIZONA	21	5	14	2	263	65	107	22	156	8/67	35	22	1	0	0	0
10/27 at Detroit	24	5	15	4	370	68	80	24	290	3/32	41	28	0	1	10	0
11/4 DALLAS	20	6	11	3	271	68	100	22	171	5/39	41	26	1	1	7	0
11/10 at New York Jets	15	1	11	3	281	63	23	17	258	6/50	40	26	0	0	0	0
11/24 at Chicago	14	4	9	1	243	58	109	21	134	1/16	36	21	0	2	30	0
12/1 GREEN BAY	20	7	12	1	335	64	95	27	240	0/0	37	20	3	0	0	0
12/9 at Philadelphia																
12/15 MIAMI																
12/22 at Washington																
12/29 PHILADELPHIA																
2019 Totals	229	63	140	26	3,800	756	1,146	262	2,654	35/276	459	284	13	10	171	1

GIANTS	PUNTS	PUNT RETURNS				KO RETURNS			PEN.	FUM.
	NO-AVG	NO	YDS	FC	TD	NO	YDS	TD	NO-YDS	NO/LT
9/8 at Dallas	4 - 41.5	2	7	2	0	2	46	0	8-70	3 / 2
9/15 BUFFALO	5 - 48.4	3	75	0	0	2	40	0	7-40	1 / 0
9/22 at Tampa Bay	5 - 48.8	1	13	2	0	1	22	0	6-59	3 / 2
9/29 WASHINGTON	3 - 55.0	4	8	1	0	0	0	0	5-45	4 / 2
10/6 MINNESOTA	3 - 44.7	1	17	0	0	2	76	0	5-45	0 / 0
10/10 at New England	6 - 32.7	0	0	0	0	2	53	0	5-40	1 / 1
10/20 ARIZONA	3 - 37.3	1	17	0	0	4	87	0	6-75	3 / 2
10/27 at Detroit	3 - 45.0	1	2	1	0	6	123	0	5-44	2 / 1
11/4 DALLAS	3 - 47.3	1	15	0	0	7	186	0	8-71	2 / 2
11/10 at New York Jets	6 - 53.5	1	8	2	0	2	34	0	6-62	4 / 2
11/24 at Chicago	5 - 51.4	3	52	0	0	4	86	0	6-35	1 / 1
12/1 GREEN BAY	1 - 47.0	1	12	1	0	6	116	0	4-31	1 / 0
12/9 at Philadelphia										
12/15 MIAMI										
12/22 at Washington										
12/29 PHILADELPHIA										
2019 Totals	47 - 46.0	19	226	12	0	38	869	0	71-617	25 / 15



## 2019 OFFENSIVE TEAM STATISTICS

GIANTS SCORING	TD	TDr	TDp	TDrt	PAT	2-PT	FG	T.O.P.
9/8 at Dallas	2	1	1	0	2	0	1	27:42
9/15 BUFFALO	2	1	1	0	2	0	0	27:22
9/22 at Tampa Bay	4	2	0	3	1	1	1	26:48
9/29 WASHINGTON	3	1	1	0	3	0	1	36:09
10/6 MINNESOTA	2	0	1	0	2	0	0	20:24
10/10 at New England	3	1	1	0	3	0	0	30:01
10/20 ARIZONA	4	0	4	0	2	0	0	30:47
10/27 at Detroit	1	0	1	0	0	0	4	31:56
11/4 DALLAS	4	0	4	0	1	1	0	29:16
11/10 at New York Jets	2	0	2	0	2	0	0	26:49
11/24 at Chicago	1	0	1	0	1	0	2	31:17
12/1 GREEN BAY								
12/9 at Philadelphia								
12/15 MIAMI								
12/22 at Washington								
12/29 PHILADELPHIA								
<b>2019 Totals</b>	<b>29</b>	<b>6</b>	<b>20</b>	<b>0</b>	<b>22</b>	<b>2</b>	<b>10</b>	<b>28:49</b>



## 2019 3RD DOWN EFFICIENCY

Date	Opponent	Conv/A	Pct.	Date	Opponent	Conv/A	Pct.
9/8	at Dallas	2-11	18%	11/10	at New York Jets	8 - 18	44%
9/15	BUFFALO	3-12	25%	11/24	at Chicago	1 - 12	8%
9/22	at Tampa Bay	6-13	46%	12/1	GREEN BAY	5 - 14	36%
9/29	WASHINGTON	8-13	62%				
10/6	MINNESOTA	8 - 16	50%				
10/10	at New England	2 - 10	20%				
10/20	ARIZONA	4 - 12	33%				
10/27	at Detroit	7 - 12	58%				
11/4	DALLAS	5 - 16	31%				



## 2019 OPPONENTS 3RD DOWN EFFICIENCY

Date	Opponent	Conv/A	Pct.	Date	Opponent	Conv/A	Pct.
9/8	at Dallas	6-10	60%	11/10	at New York Jets	4 - 13	31%
9/15	BUFFALO	5-13	35%	11/24	at Chicago	4 - 15	27%
9/22	at Tampa Bay	4-14	29%	12/1	GREEN BAY	7 - 13	54%
9/29	WASHINGTON	2-11	18%				
10/6	MINNESOTA	5 - 11	45%				
10/10	at New England	6 - 13	46%				
10/20	ARIZONA	7 - 15	47%				
10/27	at Detroit	8 - 14	57%				
11/4	DALLAS	4 - 11	36%				



## 2019 OPPONENTS OFFENSIVE STATS

OPPONENTS	FIRST DOWNS				TOTAL OFF.		RUSHING		PASSING					INT. BY OPP		
	T	R	Pa	Pe	YDS	PLYS	YDS	ATT	YDS	SK/YD	ATT	COM	I	NO	YDS	TD
9/8 at Dallas	23	4	18	1	494	62	89	30	405	0/0	32	25	0	0	0	0
9/15 BUFFALO	24	8	13	3	388	67	151	34	237	3/16	30	19	0	2	0	0
9/22 at Tampa Bay	24	6	16	2	499	73	144	32	355	4/25	37	23	1	0	0	0
9/29 WASHINGTON	8	2	6	0	176	48	55	17	121	3/23	28	15	4	2	6	0
10/6 MINNESOTA	22	6	14	2	490	64	211	34	279	3/27	27	22	0	1	2	0
10/10 at New England	27	8	17	2	427	78	114	34	313	3/21	41	31	1	3	33	0
10/20 ARIZONA	18	8	8	2	245	61	156	38	89	2/15	21	14	0	1	14	0
10/27 at Detroit	17	3	13	1	375	61	59	25	316	4/26	32	25	1	0	0	0
11/4 DALLAS	24	11	10	3	429	65	172	30	257	0/0	35	22	1	1	29	0
11/10 at New York Jets	18	5	10	3	294	61	76	29	218	2/12	30	19	0	0	0	0
11/24 at Chicago	20	5	14	1	335	69	65	26	270	2/8	41	25	2	0	0	0
12/1 GREEN BAY	19	2	13	4	322	59	79	26	243	0/0	33	21	0	3	35	0
12/9 at Philadelphia																
12/15 MIAMI																
12/22 at Washington																
12/29 PHILADELPHIA																
2019 Totals	244	68	152	24	4,474	768	1,371	355	3,103	26/173	387	261	10	13	119	0

OPPONENTS	PUNTS	PUNT RETURNS				KO RETURNS			PEN.	FUM.
	NO-AVG	NO	YDS	FC	TD	NO	YDS	TD	NO-YDS	NO/LT
9/8 at Dallas	4 - 41.3	0	0	3	0	1	0	0	6-47	0/0
9/15 BUFFALO	7 - 46.4	2	6	1	0	0	0	0	9-65	0/0
9/22 at Tampa Bay	4 - 44.8	5	9	0	0	0	0	0	4-30	0/0
9/29 WASHINGTON	6 - 53.2	1	6	0	0	2	37	0	12-58	0/0
10/6 MINNESOTA	1 - 57.0	1	15	0	0	2	42	0	12-112	3/1
10/10 at New England	3 - 40.7	1	10	0	0	1	28	0	3-20	2/1
10/20 ARIZONA	5 - 33.8	1	3	0	0	1	0	0	10-85	0/0
10/27 at Detroit	2 - 44.0	1	4	2	0	0	0	0	7-75	1/1
11/4 DALLAS	2 - 40.0	2	24	0	0	3	31	0	10-104	2/1
11/10 at New York Jets	5 - 45.6	3	28	0	0	2	39	0	7-54	0/0
11/24 at Chicago	6 - 41.7	1	1	2	0	0	0	0	6-53	0/0
12/1 GREEN BAY	3 - 46.7	1	3	0	0	3	72	0	7-54	2/0
12/9 at Philadelphia										
12/15 MIAMI										
12/22 at Washington										
12/29 PHILADELPHIA										
2019 Totals	48 - 44.2	19	110	10	0	15	249	0	93-744	10 / 4



## 2019 OPPONENTS OFFENSIVE STATS

OPPONENTS SCORING	TD	TDr	TDp	TDrt	PAT	2-PT	FG	T.O.P.
9/8 at Dallas	5	1	4	0	5	0	0	32:18
9/15 BUFFALO	4	3	1	0	4	0	0	32:38
9/22 at Tampa Bay	3	0	3	0	1	0	4	33:12
9/29 WASHINGTON	0	0	0	0	0	0	1	23:51
10/6 MINNESOTA	2	0	2	0	2	0	4	32:40
10/10 at New England	5	3	0	0	5	0	0	39:36
10/20 ARIZONA	3	3	0	0	3	0	2	29:59
10/27 at Detroit	4	0	3	0	4	0	1	29:13
11/4 DALLAS	4	0	3	0	4	0	3	28:04
11/10 at New York Jets	4	2	1	0	4	0	2	30:44
11/24 at Chicago	2	1	1	0	1	0	2	33:11
12/1 GREEN BAY	4	0	4	0	4	0	1	28:43
12/9 at Philadelphia								
12/15 MIAMI								
12/22 at Washington								
12/29 PHILADELPHIA								
<b>2019 Totals</b>	<b>40</b>	<b>13</b>	<b>22</b>	<b>0</b>	<b>37</b>	<b>0</b>	<b>20</b>	<b>31:11</b>



## 2019 INDIVIDUAL BEST

### GIANTS (12 GAMES)

LONGEST RUN FROM SCRIMMAGE: 59, Barkley at DAL (9/8)  
LONGEST TOUCHDOWN RUN: 27, Barkley vs. BUF (9/15)  
LONGEST PASS COMPLETION: 75, Jones to Engram at TB (9/22)  
LONGEST TOUCHDOWN PASS: 75, Jones to Engram at TB (9/22) .....  
LONGEST PUNT RETURN: 60, T. Jones vs. BUF (9/15)  
LONGEST KICKOFF RETURN: 52, Ballentine vs. MIN (10/6)  
MOST INTERCEPTIONS: 2, Jenkins vs. WAS (9/29)  
LONGEST INTERCEPTION RETURN: 62, Jenkins at NE (10/10)  
LONGEST PUNT: 62, Dixon at CHI (11/24)  
LONGEST FIELD GOAL: 45, Rosas vs. GB (12/1)  
MOST RUSHING ATTEMPTS: 19, twice, Barkley at DET (10/27) and Barkley vs. GB (12/1)  
MOST RUSHING YARDS: 120, Barkley at DAL (9/8)  
MOST PASS ATTEMPTS: 45, Manning vs. BUF (9/15)  
MOST PASS COMPLETIONS: 30, Manning at DAL (9/8)  
MOST YARDS PASSING: 336, Jones at TB (9/22)  
MOST RECEPTIONS: 11, Engram at DAL (9/8)  
MOST YARDS RECEIVING: 116, Engram at DAL (9/8)  
MOST INTERCEPTIONS THROWN: 3, twice, Jones at NE (10/10) and Jones vs. GB (12/1)  
MOST RUSHING TOUCHDOWNS: 2, Jones at TB (9/22)  
MOST TOUCHDOWN PASSES: 4, twice, Jones at DET (10/27) and Jones at NYJ (11/10)  
MOST TOUCHDOWN RECEPTIONS: 2, three times, Slayton at DET (10/27), Slayton at NYJ (11/10) and Tate at NYJ (11/10)  
MOST QB SACKS: 2, Golden at TB (9/22)

### OPPONENTS (12 GAMES)

LONGEST RUN FROM SCRIMMAGE: 41, Cook vs. MIN (10/6)  
LONGEST TOUCHDOWN RUN: 22, Edmonds vs. ARZ (10/20)  
LONGEST PASS COMPLETION: 62, Prescott to Gallup at DAL (9/8)  
LONGEST TOUCHDOWN PASS: 49, Stafford to Hall at DET (10/27) ...  
LONGEST PUNT RETURN: 17, Berrios at NYJ (11/10)  
LONGEST KICKOFF RETURN: 33, twice, Abdullah vs. MIN (10/6) and Smith vs. GB (12/1)  
MOST INTERCEPTIONS: 2, Dunbar vs. WAS (9/29)  
LONGEST INTERCEPTION RETURN: 29, Woods vs. DAL (11/4) .....  
LONGEST PUNT: 66, Way vs. WAS (9/29)  
LONGEST FIELD GOAL: 53, Ficken at NYJ (11/10)  
MOST RUSHING ATTEMPTS: 27, Edmonds vs. ARZ (10/20)  
MOST RUSHING YARDS: 139, Elliott vs. DAL (11/4)  
MOST PASS ATTEMPTS: 41, twice, Brady at NE (10/10) and Trubisky at CHI (11/24)  
MOST PASS COMPLETIONS: 31, Brady at NE (10/10)  
MOST YARDS PASSING: 405, Prescott at DAL (9/8)  
MOST RECEPTIONS: 9, twice, Edelman and White at NE (10/10)  
MOST YARDS RECEIVING: 190, Evans at TB (9/22)  
MOST INTERCEPTIONS THROWN: 3, Haskins vs. WAS (9/29)  
MOST RUSHING TOUCHDOWNS: 3, Edmonds vs. ARZ (10/20)  
MOST TOUCHDOWN PASSES: 4, Prescott at DAL (9/8)  
MOST TOUCHDOWN RECEPTIONS: 3, Evans at TB (9/22)  
MOST QB SACKS: 4, twice, Barrett at TB (9/22) and C. Jones vs. ARZ (10/20)



## 2019 DRIVE CHART



NEW YORK GIANTS AT DALLAS COWBOYS  
SEPT. 8, 2019



### GIANTS (27:42)

#### AVERAGE DRIVE START NYG 21

	PLAYS	YARDS	TIME	END
1.	7	91	4:07	Touchdown
2.	6	30	3:01	Punt
3.	4	17	2:23	Punt
4.	8	31	1:13	Downs
5.	11	75	4:01	Field Goal
6.	9	64	4:35	Fumble
7.	6	21	2:37	Punt
8.	5	12	2:51	Punt
9.	6	75	2:25	Touchdown
10.	5	22	0:29	Fumble

### COWBOYS (32:18)

#### AVERAGE DRIVE START DAL 24

	PLAYS	YARDS	TIME	END
1.	6	29	2:47	Punt
2.	11	75	4:47	Touchdown
3.	9	93	4:59	Touchdown
4.	13	83	6:43	Touchdown
5.	3	75	1:11	Touchdown
6.	7	89	3:59	Touchdown
7.	5	22	2:53	Punt
8.	3	-5	2:39	Punt
9.	3	0	1:03	Punt
10.	2	-2	1:17	End of Game



NEW YORK GIANTS VS. BUFFALO BILLS  
SEPT. 15, 2019



### GIANTS (27:22)

#### AVERAGE DRIVE START NYG 28

	PLAYS	YARDS	TIME	END
1.	5	75	2:24	Touchdown
2.	3	0	0:53	Punt
3.	3	1	1:04	Punt
4.	4	15	1:28	Punt
5.	14	57	5:41	Missed FG
6.	2	12	0:28	Interception
7.	8	11	5:35	Punt
8.	3	7	1:09	Punt
9.	12	76	6:17	Touchdown
10.	6	17	0:52	Downs
11.	4	36	1:05	Interception
12.	3	48	0:26	End of Game

### BILLS (32:38)

#### AVERAGE DRIVE START BUF 25

	PLAYS	YARDS	TIME	END
1.	3	3	2:14	Punt
2.	10	75	5:46	Touchdown
3.	11	70	4:15	Touchdown
4.	7	98	4:26	Touchdown
5.	3	-8	0:34	Punt
6.	2	-2	0:47	End of Half
7.	3	-2	1:30	Punt
8.	4	17	1:57	Punt
9.	3	2	1:36	Punt
10.	13	75	6:03	Touchdown
11.	3	2	0:22	Punt
12.	5	18	3:08	Punt



NEW YORK GIANTS AT TAMPA BAY BUCCANEERS  
SEPT. 22, 2019



### GIANTS (26:48)

#### AVERAGE DRIVE START NYG 26

	PLAYS	YARDS	TIME	END
1.	11	57	5:40	Field Goal
2.	12	75	5:23	Touchdown
3.	3	-5	1:34	Punt
4.	4	16	1:51	Fumble
5.	3	9	0:50	Punt
6.	1	75	0:12	Touchdown
7.	8	80	3:57	Touchdown
8.	3	-6	0:58	Punt
9.	3	-13	1:55	Punt
10.	2	1	0:48	Interception
11.	3	5	1:40	Punt
12.	8	75	2:00	Touchdown

### BUCCANEERS (33:12)

#### AVERAGE DRIVE START TB 31

	PLAYS	YARDS	TIME	END
1.	10	75	5:13	Touchdown
2.	9	75	3:46	Touchdown
3.	5	46	2:23	Field Goal
4.	6	62	1:55	Field Goal
5.	3	41	0:49	Touchdown
6.	6	46	0:36	Field Goal
7.	5	26	2:37	Punt
8.	3	0	1:40	Punt
9.	8	28	4:32	Punt
10.	6	19	2:54	Interception
11.	8	37	4:27	Field Goal
12.	3	9	1:04	Punt
13.	6	59	1:16	Missed FG





## 2019 DRIVE CHART



NEW YORK GIANTS VS. WASHINGTON REDSKINS  
SEPT. 29, 2019



### GIANTS (36:09)

#### AVERAGE DRIVE START NYG 27

	PLAYS	YARDS	TIME	END
1.	8	32	5:15	Touchdown
2.	13	94	6:59	Touchdown
3.	2	23	0:51	Interception
4.	2	7	0:41	Interception
5.	10	63	2:14	Field Goal
6.	6	11	4:52	Punt
7.	11	57	6:56	Fumble
8.	3	5	0:47	Punt
9.	6	29	3:59	Punt
10.	2	2	0:47	Fumble
11.	6	32	2:48	End of Game

### REDSKINS (23:51)

#### AVERAGE DRIVE START WAS 26

	PLAYS	YARDS	TIME	END
1.	3	5	1:00	Interception
2.	7	11	4:45	Punt
3.	4	6	2:53	Punt
4.	3	0	1:01	Punt
5.	11	34	4:21	Field Goal
6.	3	7	1:17	Punt
7.	2	20	0:36	Interception
8.	5	2	2:56	Punt
9.	5	42	2:07	Interception
10.	3	8	2:03	Punt
11.	3	6	0:52	Interception



NEW YORK GIANTS VS. MINNESOTA VIKINGS  
OCT. 6, 2019



### GIANTS (27:20)

#### AVERAGE DRIVE START NYG 26

	PLAYS	YARDS	TIME	END
1.	8	36	3:05	Punt
2.	5	50	2:47	Touchdown
3.	6	19	2:38	Punt
4.	1	-1	0:04	Safety
5.	3	-7	0:46	Punt
6.	15	61	7:25	Field Goal
7.	11	63	4:43	Downs
8.	10	29	5:03	Downs
9.	4	8	0:49	Interception

### VIKINGS (32:40)

#### AVERAGE DRIVE START MIN 31

	PLAYS	YARDS	TIME	END
1.	11	62	6:14	Field Goal
2.	11	98	5:46	Touchdown
3.	8	45	4:17	Field Goal
4.	6	75	3:00	Fumble
5.	9	49	1:22	Field Goal
6.	1	0	0:01	End of Half
7.	5	67	2:43	Touchdown
8.	3	4	1:05	Punt
9.	9	46	4:52	Field Goal
10.	5	22	3:20	End of Game



NEW YORK GIANTS AT NEW ENGLAND PATRIOTS  
OCT. 10, 2019



### GIANTS (20:24)

#### AVERAGE DRIVE START NYG 27

	PLAYS	YARDS	TIME	END
1.	3	9	1:31	Punt
2.	2	3	0:47	Interception
3.	3	5	1:24	Punt
4.	3	1	1:50	Blocked Punt
5.	6	27	2:43	Punt
6.	3	10	1:20	Interception
7.	3	75	1:06	Touchdown
8.	1	-1	0:36	End of Half
9.	6	48	2:48	Interception
10.	6	18	2:47	Punt
11.	3	-7	0:55	Fumble
12.	3	8	1:35	Punt
13.	6	12	1:02	Downs

### PATRIOTS (39:36)

#### AVERAGE DRIVE START NE 33

	PLAYS	YARDS	TIME	END
1.	7	53	3:45	Downs
2.	3	6	1:50	Punt
3.	1	0	0:20	Interception
4.	6	24	1:52	Punt
5.	7	28	3:12	Punt
6.	5	20	2:15	Touchdown
7.	3	17	1:27	Fumble
8.	11	75	4:02	Touchdown
9.	16	60	9:25	Missed FG
10.	9	48	5:32	Downs
11.	7	63	3:09	Touchdown
12.	4	28	2:47	End of Game



NEW YORK GIANTS VS. ARIZONA CARDINALS  
OCT. 20, 2019



GIANTS (30:01)

AVERAGE DRIVE START NYG 24

	PLAYS	YARDS	TIME	END
1.	6	10	2:36	Interception
2.	3	-7	1:16	Punt
3.	4	79	2:02	Touchdown
4.	11	33	5:06	Punt
5.	3	1	2:03	Punt
6.	8	19	3:46	Fumble
7.	12	54	4:58	Missed FG
8.	8	82	4:44	Touchdown
9.	5	-5	1:55	Fumble
10.	6	-8	1:35	Downs

CARDINALS (29:59)

AVERAGE DRIVE START ARI 40

	PLAYS	YARDS	TIME	END
1.	13	75	6:46	Touchdown
2.	3	32	1:23	Touchdown
3.	9	54	4:29	Field Goal
4.	3	-10	1:36	Blocked Punt
5.	10	37	4:00	Punt
6.	2	-2	0:46	End of Half
7.	3	4	1:45	Punt
8.	3	51	1:21	Touchdown
9.	6	-2	3:10	Punt
10.	6	21	3:50	Punt
11.	4	0	0:19	Field Goal
12.	1	-5	0:34	End of Game



NEW YORK GIANTS AT DETROIT LIONS  
OCT. 27, 2019



GIANTS (30:47)

AVERAGE DRIVE START NYG 28

	PLAYS	YARDS	TIME	END
1.	4	18	2:11	Punt
2.	3	-2	1:19	Fumble
3.	3	9	1:40	Punt
4.	10	88	5:04	Touchdown
5.	8	57	3:30	Touchdown
6.	2	-1	0:20	End of Half
7.	10	78	4:57	Touchdown
8.	7	22	3:22	Punt
9.	11	52	5:47	Downs
10.	6	24	1:35	Downs
11.	4	25	1:02	Touchdown

LIONS (29:13)

AVERAGE DRIVE START DET 26

	PLAYS	YARDS	TIME	END
1.	8	47	4:18	Interception
2.	6	71	3:01	Touchdown
3.	9	40	4:18	Missed FG
4.	14	41	4:19	Field Goal
5.	10	75	5:09	Touchdown
6.	3	7	1:46	Punt
7.	5	80	2:34	Touchdown
8.	3	-1	1:23	Fumble
9.	3	-7	1:06	Punt
10.	2	-3	1:19	End of Game



NEW YORK GIANTS VS. DALLAS COWBOYS  
NOV. 4, 2019



GIANTS (31:56)

AVERAGE DRIVE START NYG 36

	PLAYS	YARDS	TIME	END
1.	4	5	1:26	Field Goal
2.	3	-1	1:42	Punt
3.	10	56	5:14	Touchdown
4.	12	73	6:26	Field Goal
5.	3	0	0:13	Interception
6.	6	5	4:04	Punt
7.	3	10	0:55	Fumble
8.	8	44	4:16	Field Goal
9.	5	65	0:50	Field Goal
10.	3	-6	2:18	Punt
11.	15	49	4:12	Fumble
12.	0	0	0:06	End of Game

COWBOYS (28:04)

AVERAGE DRIVE START DAL 31

	PLAYS	YARDS	TIME	END
1.	1	0	0:11	Interception
2.	11	58	5:04	Field Goal
3.	10	38	4:28	Missed FG
4.	6	44	2:39	Fumble
5.	6	75	1:58	Touchdown
6.	4	5	0:25	Field Goal
7.	3	8	2:28	Punt
8.	7	39	2:50	Field Goal
9.	9	75	2:47	Touchdown
10.	8	89	3:54	Touchdown
11.	4	-1	1:20	Punt



NEW YORK GIANTS AT NEW YORK JETS  
NOV. 10, 2019



GIANTS (29:16)

AVERAGE DRIVE START NYG 26

	PLAYS	YARDS	TIME	END
1.	3	-10	1:41	Punt
2.	8	75	4:09	Touchdown
3.	6	61	3:56	Touchdown
4.	4	9	1:41	Downs
5.	3	2	1:11	Punt
6.	3	0	0:47	Fumble
7.	5	75	2:22	Touchdown
8.	9	64	5:01	Touchdown
9.	3	-8	0:49	Punt
10.	6	19	2:49	Punt
11.	6	8	2:46	Punt
12.	3	-9	1:37	Punt
13.	3	15	0:18	Fumble

JETS (30:44)

AVERAGE DRIVE START NYJ 30

	PLAYS	YARDS	TIME	END
1.	13	75	7:39	Touchdown
2.	9	50	4:05	Touchdown
3.	5	-4	2:57	Punt
4.	3	2	1:49	Punt
5.	4	3	0:29	Missed FG
6.	1	-1	0:14	End of Half
7.	3	-1	1:29	Punt
8.	9	46	3:39	Field Goal
9.	3	70	1:01	Touchdown
10.	8	76	4:27	Field Goal
11.	3	9	0:33	Punt
12.	3	-3	2:22	Punt



NEW YORK GIANTS AT CHICAGO BEARS  
NOV. 24, 2019



GIANTS (26:49)

AVERAGE DRIVE START NYG 33

	PLAYS	YARDS	TIME	END
1.	4	13	2:10	Punt
2.	6	18	2:53	Punt
3.	5	16	2:00	Punt
4.	6	42	3:24	Touchdown
5.	4	5	0:53	Missed FG
6.	5	23	2:23	Missed FG
7.	0	0	0:08	End of Half
8.	3	7	2:25	Punt
9.	1	-16	0:15	Fumble
10.	3	1	1:42	Punt
11.	4	7	1:47	Downs
12.	11	97	4:55	Touchdown
13.	8	29	1:54	Downs

BEARS (33:11)

AVERAGE DRIVE START CHI 32

	PLAYS	YARDS	TIME	END
1.	3	8	1:24	Punt
2.	12	77	6:50	Interception
3.	6	3	3:41	Punt
4.	3	-7	1:00	Punt
5.	3	3	1:27	Punt
6.	9	59	1:47	Field Goal
7.	5	60	2:48	Touchdown
8.	8	88	2:38	Field Goal
9.	3	3	1:35	Touchdown
10.	7	20	3:52	Interception
11.	6	20	3:53	Punt
12.	3	8	0:33	Punt
13.	3	-3	1:43	End of Game



NEW YORK GIANTS VS. GREEN BAY PACKERS  
DEC. 1, 2019



GIANTS (31:17)

AVERAGE DRIVE START NYG 20

	PLAYS	YARDS	TIME	END
1.	3	6	2:23	Punt
2.	11	71	5:27	Touchdown
3.	5	25	1:37	Interception
4.	18	66	9:31	Field Goal
5.	3	18	0:40	End of Half
6.	10	52	5:11	Field Goal
7.	6	25	3:22	Interception
8.	2	11	0:50	Interception
9.	8	77	2:16	Downs

PACKERS (28:43)

AVERAGE DRIVE START GB 33

	PLAYS	YARDS	TIME	END
1.	7	72	3:54	Touchdown
2.	5	66	2:01	Touchdown
3.	7	24	2:36	Field Goal
4.	5	18	1:51	Punt
5.	6	17	3:12	Punt
6.	14	75	7:15	Touchdown
7.	8	38	3:55	Touchdown
8.	5	14	1:59	Punt
9.	3	-1	2:00	End of Game



## 2019 SCORING DRIVE



### NEW YORK GIANTS AT DALLAS COWBOYS SEPT. 8, 2019 COWBOYS 35, GIANTS 17



TEAM	QTR	TIME	SCORING PLAY	NYG	DAL
Giants	1	8:06	Engram 1 yd. pass from Manning (Rosas kick) (7-91, 4:07)	7	0
Cowboys	1	3:19	Jarwin 28 yd. pass from Prescott (Maher kick) (11-75, 4:47)	7	7
Cowboys	2	10:19	Witten 4 yd. pass from Prescott (Maher kick) (9-93, 4:59)	7	14
Cowboys	2	1:13	Cooper 21 yd. pass from Prescott (Maher kick) (13-83, 6:43)	7	21
Giants	3	10:59	Rosas 28 yd. Field Goal (11-75, 4:01)	10	21
Cowboys	3	9:48	Cobb 25 yd. pass from Prescott (Maher kick) (3-75, 1:11)	10	28
Cowboys	3	1:14	Elliott 10 yd. run (Maher kick) (7-89, 3:59)	10	35
Giants	4	2:49	Gallman 2 yd. run (Rosas kick) (6-75, 2:25)	17	35



### NEW YORK GIANTS VS. BUFFALO BILLS SEPT. 15, 2019 BILLS 28, GIANTS 14



TEAM	QTR	TIME	SCORING PLAY	NYG	BUF
Giants	1	12:36	Barkley 27 yd. run (Rosas kick) (5-75, 2:24)	7	0
Bills	1	3:43	Allen 6 yd. run (Hauschka kick) (10-75, 5:46)	7	7
Bills	2	13:24	Singletary 14 yd. run (Hauschka kick) (11-70, 4:15)	7	14
Bills	2	7:30	McKenzie 14 yd. pass from Allen (Hauschka kick) (7-98, 4:26)	7	21
Giants	4	11:56	Jones 4 yd. pass from Manning (Rosas kick) (12-76, 6:17)	14	21
Bills	4	5:53	Gore 1 yd. run (Hauschka kick) (13-75, 6:03)	14	28



### NEW YORK GIANTS AT TAMPA BAY BUCCANEERS SEPT. 22, 2019 GIANTS 32, BUCCANEERS 31



TEAM	QTR	TIME	SCORING PLAY	NYG	TB
Buccaneers	1	9:47	Evans 21 yd. pass from Winston (kick failed, w/)	0	6
Giants	1	4:07	Rosas 36 yd. Field Goal (11-57, 5:40)	3	6
Buccaneers	1	0:21	Evans 3 yd. pass from Winston (kick blocked) (9-75, 3:46)	3	12
Giants	2	9:58	Jones 7 yd. run (Rosas kick) (12-75, 5:23)	10	12
Buccaneers	2	7:35	Gay 47 yd. Field Goal (5-46, 2:23)	10	15
Buccaneers	2	4:06	Gay 27 yd. Field Goal (6-62, 1:55)	10	18
Buccaneers	2	1:26	Evans 20 yd. pass from Winston (Gay kick) (3-41, 0:49)	10	25
Buccaneers	2	0:00	Gay 52 yd. Field Goal (6-46, 0:36)	10	28
Giants	3	14:48	Engram 75 yd. pass from Jones (Jones-Shepard pass) (1-75, 0:12)	18	28
Giants	3	8:14	Shepard 7 yd. pass from Jones (Rosas kick) (8-80, 3:57)	25	28
Buccaneers	4	6:00	Gay 23 yd. Field Goal (8-37, 4:27)	25	31
Giants	4	1:16	Jones 7 yd. run (Rosas kick) (8-75, 2:00)	32	31



### NEW YORK GIANTS VS. WASHINGTON REDSKINS SEPT. 29, 2019 GIANTS 24, REDSKINS 3



TEAM	QTR	TIME	SCORING PLAY	NYG	WAS
Giants	1	8:45	Gallman Jr 6 yd. pass from Jones (Rosas kick) (8-32, 5:15)	7	0
Giants	2	12:01	Gallman Jr 1 yd. run (Rosas kick) (13-94, 6:59)	14	0
Redskins	2	2:14	Hopkins 21 yd. Field Goal (11-34, 4:21)	14	3
Redskins	2	0:00	Rosas 30 yd. Field Goal (10-63, 2:14)	17	3
Giants	3	1:19	Peppers 32 yd. interception return (Rosas kick)	24	3



NEW YORK GIANTS VS. MINNESOTA VIKINGS  
OCT. 6, 2019  
VIKINGS 28, GIANTS 10



TEAM	QTR	TIME	SCORING PLAY	NYG	MIN
Vikings	1	8:46	Bailey 31 yd. Field Goal (11-62, 6:14)	0	3
Vikings	2	14:55	Thielen 15 yd. pass from Cousins (Bailey kick) (11-98, 5:46)	0	10
Giants	2	12:08	Slayton 35 yd. pass from Jones (Rosas kick) (5-50, 2:47)	7	10
Vikings	2	7:51	Bailey 48 yd. Field Goal (8-45, 4:17)	7	13
Vikings	2	2:09	Hilliman tackled in end zone by Barr for a Safety	7	15
Vikings	2	0:47	Bailey 32 yd. Field Goal (9-49, 1:22)	7	18
Giants	3	7:35	Rosas 32 yd. Field Goal (15-61, 7:25)	10	18
Vikings	3	4:52	Thielen 9 yd. pass from Cousins (Bailey kick) (5-67, 2:43)	10	25
Vikings	4	4:09	Bailey 45 yd. Field Goal (9-46, 4:52)	10	28



NEW YORK GIANTS AT NEW ENGLAND PATRIOTS  
OCT. 10, 2019  
PATRIOTS 35, GIANTS 14



TEAM	QTR	TIME	SCORING PLAY	NYG	NE
Patriots	1	1:41	Winovich 6 yd. return of blocked punt (Nugent kick)	0	7
Patriots	2	7:11	Bolden 1 yd. run (Nugent kick) (5-20, 2:15)	0	14
Giants	2	6:05	Tate III 64 yd. pass from Jones (Rosas kick) (3-75, 1:06)	7	14
Giants	2	4:38	Golden 42 yd. fumble return (Rosas kick)	14	14
Patriots	2	0:36	Brady 1 yd. run (Nugent kick) (11-75, 4:02)	14	21
Patriots	4	8:33	Van Noy 22 yd. fumble return (Nugent kick)	14	28
Patriots	4	3:49	Brady 1 yd. run (Nugent kick) (7-63, 3:09)	14	35



NEW YORK GIANTS VS. ARIZONA CARDINALS  
OCT. 20, 2019  
CARDINALS 27, GIANTS 21





TEAM	QTR	TIME	SCORING PLAY	NYG	ARI
Cardinals	1	8:14	Edmonds 20 yd. run (Gonzalez kick) (13-75, 6:46)	0	7
Cardinals	1	4:15	Edmonds 20 yd. run (Gonzalez kick) (3-32, 1:23)	0	14
Cardinals	2	13:30	Gonzalez 47 yd. Field Goal (9-54, 4:29)	0	17
Giants	2	11:28	Ellison 28 yd. pass from Jones (Rosas kick) (4-79, 2:02)	7	17
Giants	2	9:52	Penny blocked punt recovery in end zone (Rosas kick)	14	17
Cardinals	3	6:05	Edmonds 22 yd. run (Gonzalez kick) (3-51, 1:21)	14	24
Giants	4	8:13	Barkley 7 yd. run (Rosas kick) (8-82, 4:44)	21	24
Cardinals	4	2:09	Gonzalez 35 yd. Field Goal (4-0, 0:19)	21	27





NEW YORK GIANTS AT DETROIT LIONS  
OCT. 27, 2019  
LIONS 31, GIANTS 26





TEAM	QTR	TIME	SCORING PLAY	NYG	DET
Lions	1	7:12	Kennard 13 yd. fumble return (Prater kick)	0	7
Lions	1	2:31	Hall 49 yd. pass from Stafford (Prater kick) (6-71, 3:01)	0	14
Giants	2	12:27	Slayton 22 yd. pass from Jones (Rosas kick) (10-88, 5:04)	7	14
Giants	2	4:39	Slayton 28 yd. pass from Jones (kick failed, wl) (8-57, 3:30)	13	14
Lions	2	0:20	Prater 52 yd. field goal (14-41, 4:19)	13	17
Lions	3	9:51	Golladay 9 yd. pass from Stafford (Prater kick) (10-75, 5:09)	13	24
Giants	3	4:54	Engram 2 yd. pass from Jones (pass failed) (10-78, 4:57)	19	24
Lions	4	12:12	Golladay 41 yd. pass from Stafford (Prater kick) (5-80, 2:34)	19	31
Giants	4	1:19	Barkley 4 yd. pass from Jones (Rosas kick) (4-50, 1:02)	26	31

		NEW YORK GIANTS VS. DALLAS COWBOYS NOV. 4, 2019 COWBOYS 37, GIANTS 18				
TEAM	QTR	TIME	SCORING PLAY	NYG	DAL	
Giants	1	13:23	Rosas 21 yd. Field Goal (4-5, 1:26)	3	0	
Cowboys	1	8:19	Maher 35 yd. Field Goal (11-58, 5:04)	3	3	
Giants	2	11:55	Latimer 1 yd. pass from Jones (kick failed, hru) (10-56, 5:14)	9	3	
Giants	2	2:50	Rosas 25 yd. Field Goal (12-73, 6:26)	12	3	
Cowboys	2	0:52	Jarwin 42 yd. pass from Prescott (Maher kick) (6-75, 1:58)	12	10	
Cowboys	2	0:00	Maher 52 yd. Field Goal (4-5, 0:25)	12	13	
Cowboys	3	4:43	Maher 28 yd. Field Goal (7-39, 2:50)	12	16	
Giants	3	0:27	Rosas 26 yd. Field Goal (8-44, 4:16)	15	16	
Cowboys	4	12:40	Gallup 15 yd. pass from Prescott (9-75, 2:47)	15	23	
Giants	4	11:50	Rosas 29 yd. Field Goal (5-65, 0:50)	18	23	
Cowboys	4	7:56	Cooper 45 yd. pass from Prescott (8-89, 3:54)	18	30	
Cowboys	4	0:06	Lewis 63 yd. fumble return (Maher kick)	18	37	

		NEW YORK GIANTS AT NEW YORK JETS NOV. 10, 2019 JETS 34, GIANTS 27				
TEAM	QTR	TIME	SCORING PLAY	NYG	NYJ	
Jets	1	7:21	Darnold 2 yd. run (Ficken kick) (13-75, 7:39)	0	7	
Jets	1	1:35	Crowder 23 yd. pass from Darnold (Ficken kick) (9-50, 4:05)	0	14	
Giants	2	12:26	Slayton 5 yd. pass from Jones (Rosas kick) (8-75, 4:09)	7	14	
Giants	2	5:24	Slayton 39 yd. pass from Jones (pass failed) (6-61, 3:56)	13	14	
Jets	3	14:13	Adams 25 yd. fumble return (Ficken kick)	13	21	
Giants	3	11:51	Tate III 61 yd. pass from Jones (kick failed, wr) (5-75, 2:22)	19	21	
Giants	3	5:21	Tate III 15 yd. pass from Jones (Jones-Fowler III pass) (9-64, 5:01)	27	21	
Jets	3	1:42	Ficken 53 yd. Field Goal (9-46, 3:39)	27	24	
Jets	4	14:52	Bell 1 yd. run (Ficken kick) (3-70, 1:01)	27	31	
Jets	4	7:36	Ficken 35 yd. Field Goal (8-76, 4:27)	27	34	

		NEW YORK GIANTS AT CHICAGO BEARS NOV. 24, 2019 BEARS 19, GIANTS 14				
TEAM	QTR	TIME	SCORING PLAY	NYG	CHI	
Giants	2	7:38	Smith 3 yd. pass from Jones (Rosas kick) (6-42, 3:24)	7	0	
Bears	2	0:08	Pineiro 26 yd. Field Goal (9-59, 1:47)	7	3	
Bears	3	12:12	Robinson 32 yd. pass from Trubisky (Pineiro kick) (5-60, 2:48)	7	10	
Bears	3	7:09	Pineiro 24 yd. Field Goal (8-88, 2:38)	7	13	
Bears	3	5:19	Trubisky 2 yd. run (kick failed, wl) (3-3, 1:35)	7	19	
Giants	4	4:10	Tate 23 yd. pass from Jones (Rosas kick) (11-97, 4:55)	14	19	

		NEW YORK GIANTS VS. GREEN BAY PACKERS DEC. 1, 2019 PACKERS 31, GIANTS 13				
TEAM	QTR	TIME	SCORING PLAY	NYG	GB	
Packers	1	8:43	Adams 8 yd. pass from Rodgers (Crosby kick) (7-72, 3:54)	0	7	
Giants	1	3:16	Shepard 18 yd. pass from Jones (Rosas kick) (11-71, 5:27)	7	7	
Packers	1	1:15	Lazard 37 yd. pass from Rodgers (Crosby kick) (5-66, 2:01)	7	14	
Packers	2	12:02	Crosby 47 yd. Field Goal (7-24, 2:36)	7	17	
Giants	2	2:31	Rosas 27 yd. Field Goal (18-66, 9:31)	10	17	
Giants	3	6:37	Rosas 45 yd. Field Goal (10-52, 5:11)	13	17	
Packers	4	14:22	Adams 17 yd. pass from Rodgers (Crosby kick) (14-75, 7:15)	13	24	
Packers	4	7:05	Lewis 1 yd. pass from Rodgers (Crosby kick) (8-38, 3:55)	13	31	



## 2019 BIG PLAYS [PASSING]

### GIANTS

PLAYERS	YDS	DATE	OPPONENT
Jones to Ingram	75	9/22	at Tampa Bay
Jones to Barkley	65	11/4	vs. Dallas
Jones to Tate	64	10/10	at New England
Jones to Tate	61	11/10	at New York Jets
Jones to Slayton	46	9/22	at Tampa Bay
Manning to Latimer	43	9/8	at Dallas
Jones to Latimer	43	12/1	vs. Green Bay
Jones to Slayton	39	11/10	at New York Jets
Jones to Barkley	38	10/27	at Detroit
Jones to Shepard	36	9/22	at Tampa Bay
Jones to Slayton	35	10/6	vs. Minnesota
Manning to Ingram	33	9/15	vs. Buffalo
Jones to Smith	32	12/1	vs. Green Bay
Jones to Ingram	31	9/29	vs. Washington
Jones to Ellison	31	11/10	at New York Jets
Manning to Jones	28	9/15	vs. Buffalo
Jones to Ellison	28	10/20	vs. Arizona
Jones to Slayton	28	10/27	at Detroit
Jones to Barkley	27	12/1	vs. Green Bay
Jones to Shepard	26	9/22	at Tampa Bay
Jones to Shepard	23	9/29	vs. Washington
Jones to Tate	23	11/24	at Chicago
Manning to Latimer	22	9/8	at Dallas
Manning to Ingram	22	9/8	at Dallas
Jones to Ellison	22	9/29	vs. Washington
Jones to Slayton	22	10/27	at Detroit
Jones to Barkley	22	11/10	at New York Jets
Jones to Slayton	21	9/22	at Tampa Bay
Jones to Gallman	21	9/29	vs. Washington
Jones to Gallman	20	9/29	vs. Washington
Jones to Tate	20	10/20	vs. Arizona
Jones to Slayton	20	10/20	vs. Arizona
Jones to Gallman	20	10/27	at Detroit

### OPPONENTS

PLAYERS	YDS	DATE	OPPONENT
Prescott to Gallup	62	9/8	at Dallas
Winston to Evans	55	9/22	at Tampa Bay
Allen to Beasley	51	9/15	vs. Buffalo
Stafford to Hall	49	10/27	at Detroit
Trubisky to Robinson	49	11/24	at Chicago
Darnold to Thomas	47	11/10	at New York Jets
Prescott to Cooper	45	9/8	at Dallas
Prescott to Cooper	45	11/4	vs. Dallas
Winston to Evans	44	9/22	at Tampa Bay
Cousins to Thielen	44	10/6	vs. Minnesota
Rodgers to Lazard	43	12/1	vs. Green Bay
Prescott to Jarwin	42	11/4	vs. Dallas
Winston to Jones	41	9/22	at Tampa Bay
Stafford to Golladay	41	10/27	at Detroit
Haskins to Thompson	39	9/29	vs. Washington
Rodgers to Lazard	37	12/1	vs. Green Bay
Prescott to Gallup	36	9/8	at Dallas
Brady to Edelman	36	10/10	at New England
Trubisky to Robinson	32	11/24	at Chicago
Winston to Howard	30	9/22	at Tampa Bay
Brady to Edelman	29	10/10	at New England
Brady to Olszewski	29	10/10	at New England
Prescott to Jarwin	28	9/8	at Dallas
Cousins to Thielen	28	10/6	vs. Minnesota
Allen to McKenzie	26	9/15	vs. Buffalo
Prescott to Cobb	25	9/8	at Dallas
Stafford to Amendola	25	10/27	at Detroit
Stafford to Golladay	25	10/27	at Detroit
Darnold to Crowder	25	11/10	at New York Jets
Rodgers to Adams	25	12/1	vs. Green Bay
Cousins to Cook	24	10/6	vs. Minnesota
Prescott to Cooper	24	11/4	vs. Dallas
Prescott to Gallup	23	9/8	at Dallas
Cousins to Johnson	23	10/6	vs. Minnesota
Brady to Meyers	23	10/10	at New England
Brady to Meyers	23	10/10	at New England
Darnold to Crowder	23	11/10	at New York Jets
Trubisky to Robinson	23	11/24	at Chicago
Rodgers to Lazard	23	12/1	vs. Green Bay
Cousins to Cook	22	10/6	vs. Minnesota
Trubisky to Miller	22	11/24	at Chicago
Prescott to Cooper	21	9/8	at Dallas
Winston to Evans	21	9/22	at Tampa Bay
Stafford to Hockenson	21	10/27	at Detroit
Winston to Evans	20	9/22	at Tampa Bay
Winston to Godwin	20	9/22	at Tampa Bay
Haskins to Sprinkle	20	9/29	vs. Washington
Cousins to Diggs	20	10/6	vs. Minnesota
Brady to Izzo	20	10/10	at New England



# 2019 BIG PLAYS [RUNNING]

## GIANTS

PLAYER	YDS	DATE	OPPONENT
Barkley	59	9/8	at Dallas
Barkley	27	9/15	vs. Buffalo
Jones	26	11/24	at Chicago
Shepard	23	9/29	vs. Washington
Gallman	22	9/29	vs. Washington
Shepard	22	11/24	at Chicago
Barkley	22	11/24	at Chicago
Fowler	20	9/15	vs. Buffalo
Barkley	20	10/20	at Arizona
Shepard	19	9/22	at Tampa Bay
Jones	16	9/29	vs. Washington
Jones	16	11/4	vs. Dallas
Tate	16	11/4	vs. Dallas
Barkley	16	12/1	vs. Green Bay
Gallman	15	9/8	at Dallas
Barkley	14	9/15	vs. Buffalo
Jones	14	11/4	vs. Dallas
Barkley	13	9/8	at Dallas
Barkley	13	10/27	at Detroit
Barkley	13	11/24	at Chicago
Barkley	13	12/1	vs. Green Bay
Barkley	12	9/15	vs. Buffalo
Jones	12	9/29	vs. Washington
Barkley	12	12/1	vs. Green Bay
Barkley	11	9/8	at Dallas
Barkley	11	9/8	at Dallas
Jones	11	9/22	at Tampa Bay
Gallman	11	10/6	vs. Minnesota
Jones	11	10/20	at Arizona
Barkley	11	10/20	at Arizona
Jones	11	11/10	at New York Jets
Barkley	10	9/15	vs. Buffalo
Hilliman	10	10/10	at New England

## OPPONENTS

PLAYER	YARDS	DATE	OPPONENT
Cook	41	10/6	vs. Minnesota
Michel	26	10/10	at New England
Jones	25	9/22	at Tampa Bay
Darnold	24	11/10	at New York Jets
Edmonds	22	10/20	at Arizona
Bolden	21	10/10	at New England
Singletary	20	9/15	vs. Buffalo
Edmonds	20	10/20	at Arizona
Edmonds	20	10/20	at Arizona
Mattison	19	10/6	vs. Minnesota
Cook	19	10/6	vs. Minnesota
Elliott	19	11/4	vs. Dallas
Mattison	17	10/6	vs. Minnesota
Abdullah	15	10/6	vs. Minnesota
Elliott	15	11/4	vs. Dallas
Rodgers	15	12/1	vs. Green Bay
Singletary	14	9/15	vs. Buffalo
Haskins	14	9/29	vs. Washington
Johnson	14	10/27	at Detroit
Perriman	13	9/22	at Tampa Bay
Jones	13	9/22	at Tampa Bay
Michel	13	10/10	at New England
Powell	13	11/10	at New York Jets
Montgomery	13	11/24	at Chicago
Cohen	13	11/24	at Chicago
Edmonds	12	10/20	at Arizona
Carson	12	10/27	at Detroit
Trubisky	12	11/24	at Chicago
Mattison	11	10/6	vs. Minnesota
Edmonds	11	10/20	at Arizona
Murray	11	10/20	at Arizona
Edmonds	11	10/20	at Arizona
Prescott	11	11/4	vs. Dallas
Elliott	10	9/8	at Dallas
Abdullah	10	10/6	vs. Minnesota
Cook	10	10/6	vs. Minnesota
Pollard	10	11/4	vs. Dallas





## 2019 NFL RANKINGS

### GIANTS OFFENSE

		NFC RANK			NFL RANK		
		TOTAL	Rush	Pass	TOTAL	Rush	Pass
9/8	at Dallas	4	3	5	6	6	10
9/15	BUFFALO	2	5	6	6	8	11
9/22	at Tampa Bay	3	6	3	7	9	8
9/29	WASHINGTON	3	4	4	6	8	7
10/6	MINNESOTA	8	8	7	16	15	15
10/10	at New England	14	10	11	24	18	18
10/20	ARIZONA	14	9	13	24	17	23
10/27	at Detroit	14	9	10	14	11	12
11/4	DALLAS	14	9	10	24	17	18
11/10	at New York Jets	14	13	11	24	23	18
11/24	at Chicago	14	12	13	25	21	22
12/1	GREEN BAY	14	13	12	25	23	20
12/9	at Philadelphia						
12/15	MIAMI						
12/22	at Washington						
12/29	PHILADELPHIA						

### GIANTS DEFENSE

		NFC RANK			NFL RANK		
		TOTAL	Rush	Pass	TOTAL	Rush	Pass
9/8	at Dallas	16	6	16	30	11	32
9/15	BUFFALO	14	10	15	28	18	30
9/22	at Tampa Bay	16	11	16	31	23	32
9/29	WASHINGTON	12	10	13	25	19	25
10/6	MINNESOTA	16	12	14	30	24	28
10/10	at New England	14	13	15	28	24	31
10/20	ARIZONA	14	14	11	28	26	23
10/27	at Detroit	14	11	12	28	22	25
11/4	DALLAS	14	13	12	28	25	25
11/10	at New York Jets	13	12	11	27	23	25
11/24	at Chicago	13	11	11	27	22	26
12/1	GREEN BAY	13	10	11	26	21	25
12/9	at Philadelphia						
12/15	MIAMI						
12/22	at Washington						
12/29	PHILADELPHIA						



## 2019 POINTS FROM TURNOVERS

	NO.		Results From Turnovers		PTs
Defense	14	Takeaways	3	Touchdowns	21
			2	Field Goals	6
				Total	27
	NO.		Results From Turnovers		PTs
Offense	27	Giveaways	11	Touchdowns	77
			6	Field Goals	18
				Total	95
Totals	-13	Ratio		Net Points	-68

### PLUS/MINUS TURNOVER RATIO

	NO.	Defense	NO.	Offense	Diff
First Half	8	Takeaways	9	Giveaways	-1
1st Quarter	5	Takeaways	3	Giveaways	2
2nd Quarter	3	Takeaways	6	Giveaways	-3
2nd Half	6	Takeaways	18	Giveaways	-12
3rd Quarter	1	Takeaways	8	Giveaways	-7
4th Quarter	5	Takeaways	10	Giveaways	-5
Overtime	0	Takeaways	0	Giveaways	0
Totals	14	Takeaways	27	Giveaways	-13

## 2019 TURNOVERS

### 2019 OFFENSIVE TURNOVER CHART

Date	Opponent	W/L	Turnover	QTR	YD-LINE	RESULT
9/8	at Dallas	L	Manning Fumble, Recovered by Lawrence	3	DAL 11	Touchdown
9/8	at Dallas	L	Jones Fumble, Recovered by Awuzie	4	DAL 38	End of Game
9/15	vs. Buffalo	L	Manning Intercepted by Murphy	2	BUF 28	End of Half
9/15	vs. Buffalo	L	Manning Intercepted by Poyer	4	BUF 2	Punt
9/22	at Tampa Bay	W	Jones Fumble, Recovered by Nassib	2	NYG 41	Touchdown
9/22	at Tampa Bay	W	Jones Fumble, Recovered by Nunez-Roches	4	NYG 42	Field Goal
9/29	vs. Washington	W	Jones Intercepted by Dunbar	2	WAS 41	Punt
9/29	vs. Washington	W	Jones Intercepted by Dunbar	3	NYG 37	Field Goal
9/29	vs. Washington	W	Hillman Fumble, Recovered by Nicholson	3	WAS 2	Interception
9/29	vs. Washington	W	Gallman Fumble, Recovered by Hester	4	NYG 37	Interception
10/6	vs. Minnesota	L	Jones Intercepted by Barr	4	NYG 29	End of Game
10/10	at New England	L	Jones Intercepted by Simon	1	NYG 49	Interception
10/10	at New England	L	Jones Intercepted by Harmon	2	NYG 20	Touchdown
10/10	at New England	L	Jones Intercepted by Gilmore	3	NE 18	Missed FG
10/10	at New England	L	Hillman Fumble, Recovered by Van Noy	4	NYG 22	Touchdown
10/20	vs. Arizona	L	Jones Intercepted by Hicks	1	NYG 46	Touchdown
10/20	vs. Arizona	L	Jones Fumble, Recovered by C. Jones	3	ARZ 49	Touchdown
10/20	vs. Arizona	L	Jones Fumble, Recovered by Reddick	4	NYG 20	Field Goal
10/27	at Detroit	L	Jones Fumble, Recovered by Kennard	1	NYG 13	Touchdown
11/4	vs. Dallas	L	Jones Intercepted by Woods	2	DAL 32	Field Goal
11/4	vs. Dallas	L	Jones Fumble, Recovered by Thompson	3	NYG 49	Field Goal
11/4	vs. Dallas	L	Jones Fumble, Recovered by Lewis	4	DAL 37	Touchdown
11/10	at New York Jets	L	Jones Fumble, Recovered by Adams	3	NYG 25	Touchdown
11/24	at Chicago	L	Jones Fumble, Recovered by Williams	3	NYG 7	Touchdown
12/1	vs. Green Bay	L	Jones Intercepted by King	2	GB 26	Field Goal
12/1	vs. Green Bay	L	Jones Intercepted by Savage	4	GB 34	Touchdown
12/1	vs. Green Bay	L	Jones Intercepted by Williams	4	GB 38	Punt

## 2019 TAKEAWAYS

### 2018 DEFENSIVE TURNOVER CHART

Date	Opponent	W/L	Turnover	QTR	YD-LINE	RESULT
9/22	at Tampa Bay	W	Winston Intercepted by Connelly	4	NYG 26	Fumble
9/29	vs. Washington	W	Keenum Intercepted by Connelly	1	WAS 37	Touchdown
9/29	vs. Washington	W	Haskins Intercepted by Peppers	3	WAS 32	Touchdown
9/29	vs. Washington	W	Haskins Intercepted by Jenkins	4	NYG 12	Punt
9/29	vs. Washington	W	Haskins Intercepted by Jenkins	4	NYG 15	End of Game
10/6	vs. Minnesota	L	Cook Fumble, Recovered by Skipper	2	NYG 1	Safety
10/10	at New England	L	Brady Intercepted by Jenkins	1	NYG 3	Punt
10/10	at New England	L	Brady Fumble, Recovered by Golden	2	NE 42	Touchdown
10/27	at Detroit	L	Stafford Intercepted by Jenkins	1	NYG 5	Fumble
10/27	at Detroit	L	Golladay Fumble, Recovered by Bethea	4	DET 38	Downs
11/4	vs. Dallas	L	Prescott Intercepted by Bethea	1	DAL 15	Field Goal
11/4	vs. Dallas	L	Cobb Fumble, Recovered by Bethea	2	NYG 20	Field Goal
11/24	at Chicago	L	Trubisky Intercepted by Ogletree	1	NYG -8	Punt
11/24	at Chicago	L	Trubisky Intercepted by Love	4	NYG 20	Downs



## 2019 GIANTS INSIDE THE 20 EFFICIENCY

OPPONENTS	Pos	TD	PAT	2-PT	FG	MFG	Int	Fum
9/8 at Dallas	4	2	2	0	1	0	0	1
9/15 BUFFALO	1	1	1	0	0	0	0	0
9/22 at Tampa Bay	4	3	3	0	1	0	0	0
9/29 WASHINGTON	4	2	2	0	1	0	0	1
10/6 MINNESOTA	2	0	0	0	1	0	0	0
10/10 at New England	0	0	0	0	0	0	0	0
10/20 ARIZONA	2	1	1	0	0	1	0	0
10/27 at Detroit	3	2	1	0	0	0	0	0
11/4 DALLAS	5	1	0	0	4	0	0	0
11/10 at New York Jets	2	2	1	1	0	0	0	0
11/24 at Chicago	2	2	2	0	0	0	0	0
12/1 GREEN BAY	3	1	1	0	1	0	0	0
12/9 at Philadelphia								
12/15 MIAMI								
12/22 at Washington								
12/29 PHILADELPHIA								
2019 Totals	32	17	14	1	9	1	0	2

OPPONENTS	Downs	Half	Game	Pts.	TD%	Score %	Pts./Poss
9/8 at Dallas	0	0	0	17	50%	75%	4.3
9/15 BUFFALO	0	0	0	7	100%	100%	7.0
9/22 at Tampa Bay	0	0	0	24	75%	100%	6.0
9/29 WASHINGTON	0	0	0	17	50%	75%	4.3
10/6 MINNESOTA	1	0	0	3	0%	50%	1.5
10/10 at New England	0	0	0	0	0%	0%	0.0
10/20 ARIZONA	0	0	0	7	50%	50%	3.5
10/27 at Detroit	1	0	0	13	67%	67%	4.3
11/4 DALLAS	0	0	0	18	20%	100%	3.6
11/10 at New York Jets	0	0	0	15	100%	100%	7.5
11/24 at Chicago	0	0	0	14	100%	100%	7.0
12/1 GREEN BAY	0	0	0	14	100%	100%	7.0
12/9 at Philadelphia	1	0	0	10	33%	67%	3.3
12/15 MIAMI							
12/22 at Washington							
12/29 PHILADELPHIA							
2019 Totals	3	0	0	145	53%	81%	4.5



## 2019 OPPONENTS INSIDE THE 20 EFFICIENCY

OPPONENTS		Pos	TD	PAT	2-PT	FG	MFG	Int	Fum
9/8	at Dallas	2	2	2	0	0	0	0	0
9/15	BUFFALO	4	4	4	0	0	0	0	0
9/22	at Tampa Bay	5	1	0	0	3	1	0	0
9/29	WASHINGTON	1	0	0	0	1	0	0	0
10/6	MINNESOTA	5	2	2	0	2	0	0	0
10/10	at New England	6	3	3	0	0	1	0	0
10/20	ARIZONA	2	0	0	0	1	0	0	0
10/27	at Detroit	1	1	1	0	0	0	0	0
11/4	DALLAS	3	1	1	0	2	0	0	0
11/10	at New York Jets	3	2	2	0	1	0	0	0
11/24	at Chicago	4	1	1	0	2	0	1	0
12/1	GREEN BAY	3	3	3	0	0	0	0	0
12/9	at Philadelphia								
12/15	MIAMI								
12/22	at Washington								
12/29	PHILADELPHIA								
2019 Totals		39	20	19	0	12	2	1	0

OPPONENTS		Downs	Half	Game	Pts.	TD%	Score %	Pts./Poss
9/8	at Dallas	0	0	0	14	100%	100%	7.0
9/15	BUFFALO	0	0	0	28	100%	100%	7.0
9/22	at Tampa Bay	0	0	0	15	20%	80%	3.0
9/29	WASHINGTON	0	0	0	3	0%	100%	3.0
10/6	MINNESOTA	0	0	1	20	40%	80%	4.0
10/10	at New England	1	0	1	21	50%	50%	3.5
10/20	ARIZONA	0	0	1	3	0%	50%	1.5
10/27	at Detroit	0	0	0	7	100%	100%	7.0
11/4	DALLAS	0	0	0	13	33%	100%	4.3
11/10	at New York Jets	0	0	0	17	67%	100%	5.7
11/24	at Chicago	0	0	0	13	25%	75%	3.3
12/1	GREEN BAY	0	0	0	21	100%	100%	7.0
12/9	at Philadelphia							
12/15	MIAMI							
12/22	at Washington							
12/29	PHILADELPHIA							
2019 Totals		1	0	0	175	51%	82%	4.5



## 2019 GIANTS GOAL TO GO

OPPONENTS	Pos	TD	PAT	2-PT	FG	MFG	Int	Fum
9/8 at Dallas	2	2	2	0	0	0	0	0
9/15 BUFFALO	1	1	1	0	0	0	0	0
9/22 at Tampa Bay	2	2	2	0	0	0	0	0
9/29 WASHINGTON	4	2	2	0	1	0	0	1
10/6 MINNESOTA	1	0	0	0	1	0	0	0
10/10 at New England	0	0	0	0	0	0	0	0
10/20 ARIZONA	1	1	1	0	0	0	0	0
10/27 at Detroit	1	1	0	0	0	0	0	0
11/4 DALLAS	2	1	0	0	1	0	0	0
11/10 at New York Jets	1	1	1	0	0	0	0	0
11/24 at Chicago	1	1	1	0	0	0	0	0
12/1 GREEN BAY	1	0	0	0	1	0	0	0
12/9 at Philadelphia								
12/15 MIAMI								
12/22 at Washington								
12/29 PHILADELPHIA								
2019 Totals	17	12	10	0	4	0	0	1

OPPONENTS	Downs	Half	Game	Pts.	TD%	Score %	Pts./Poss
9/8 at Dallas	0	0	0	14	100%	100%	7.0
9/15 BUFFALO	0	0	0	7	100%	100%	7.0
9/22 at Tampa Bay	0	0	0	14	100%	100%	7.0
9/29 WASHINGTON	0	0	0	17	50%	75%	4.3
10/6 MINNESOTA	0	0	0	3	0%	100%	3.0
10/10 at New England	0	0	0	3	0%	100%	3.0
10/20 ARIZONA	0	0	0	0	0%	0%	0.0
10/27 at Detroit	0	0	0	7	100%	100%	7.0
11/4 DALLAS	0	0	0	6	100%	100%	6.0
11/10 at New York Jets	0	0	0	9	50%	100%	4.5
11/24 at Chicago	0	0	0	7	100%	100%	7.0
12/1 GREEN BAY	0	0	0	7	100%	100%	7.0
12/9 at Philadelphia	0	0	0	3	0%	100%	3.0
12/15 MIAMI							
12/22 at Washington							
12/29 PHILADELPHIA							
2019 Totals	0	0	0	94	71%	94%	5.5



## 2019 OPPONENTS GOAL TO GO

OPPONENTS	Pos	TD	PAT	2-PT	FG	MFG	Int	Fum
9/8 at Dallas	1	1	1	0	0	0	0	0
9/15 BUFFALO	1	1	1	0	0	0	0	0
9/22 at Tampa Bay	2	1	0	0	0	1	0	0
9/29 WASHINGTON	1	0	0	0	1	0	0	0
10/6 MINNESOTA	3	1	1	0	1	0	0	0
10/10 at New England	4	3	3	0	0	0	0	0
10/20 ARIZONA	1	0	0	0	0	0	0	0
10/27 at Detroit	1	1	0	0	0	0	0	0
11/4 DALLAS	0	0	0	0	0	0	0	0
11/10 at New York Jets	0	0	0	0	0	0	0	0
11/24 at Chicago	2	2	2	0	0	0	0	0
12/1 GREEN BAY	2	1	1	0	1	0	0	0
12/9 at Philadelphia	3	3	3	0	0	0	0	0
12/15 MIAMI								
12/22 at Washington								
12/29 PHILADELPHIA								
<b>2019 Totals</b>	<b>20</b>	<b>13</b>	<b>12</b>	<b>0</b>	<b>3</b>	<b>1</b>	<b>0</b>	<b>0</b>

OPPONENTS	Downs	Half	Game	Pts.	TD%	Score %	Pts./Poss
9/8 at Dallas	0	0	0	7	100%	100%	7.0
9/15 BUFFALO	0	0	0	7	100%	100%	7.0
9/22 at Tampa Bay	0	0	0	6	50%	50%	3.0
9/29 WASHINGTON	0	0	0	3	0%	100%	3.0
10/6 MINNESOTA	0	0	1	10	33%	67%	3.3
10/10 at New England	0	0	1	21	75%	75%	5.3
10/20 ARIZONA	0	0	1	0	0%	0%	0.0
10/27 at Detroit	0	0	0	6	100%	100%	6.0
11/4 DALLAS	0	0	0	0	0%	0%	0.0
11/10 at New York Jets	0	0	0	0	0%	0%	0.0
11/24 at Chicago	0	0	0	14	100%	100%	7.0
12/1 GREEN BAY	0	0	0	10	50%	100%	5.0
12/9 at Philadelphia	0	0	0	21	100%	100%	7.0
12/15 MIAMI							
12/22 at Washington							
12/29 PHILADELPHIA							
<b>2019 Totals</b>	<b>0</b>	<b>0</b>	<b>0</b>	<b>99</b>	<b>65%</b>	<b>80%</b>	<b>5.0</b>



## 2019 KICKING -- GIANTS & OPPONENTS

OPPONENTS	FG	11-19	20-29	30-39	40-49	50+	Total
9/8 at Dallas	Rosas (28)	0-0	1-1	0-0	0-0	0-0	1-1
9/15 BUFFALO	Rosas (48WL)	0-0	0-0	0-0	0-1	0-0	0-1
9/22 at Tampa Bay	Rosas (36)	0-0	0-0	1-1	0-0	0-0	1-1
9/29 WASHINGTON	Rosas (30)	0-0	0-0	1-1	0-0	0-0	1-1
10/6 MINNESOTA	Rosas (32)	0-0	0-0	1-1	0-0	0-0	1-1
10/10 at New England		0-0	0-0	0-0	0-0	0-0	0-0
10/20 ARIZONA	Rosas 37RU	0-0	0-0	0-1	0-0	0-0	0-1
10/27 at Detroit		0-0	0-0	0-0	0-0	0-0	0-0
11/4 DALLAS	Rosas (21)(25)(26)(29)	0-0	4-4	0-0	0-0	0-0	4-4
11/10 at New York Jets	Rosas	0-0	0-0	0-0	0-0	0-0	0-0
11/24 at Chicago	Rosas 42WR 43 WL	0-0	0-0	0-0	0-2	0-0	0-2
12/1 GREEN BAY	Rosas (27) (45)	0-0	1-1	0-0	1-1	0-0	2-2
12/9 at Philadelphia							
12/15 MIAMI							
12/22 at Washington							
12/29 PHILADELPHIA							
<b>2019 Totals</b>		<b>0-0</b>	<b>6-6</b>	<b>3-4</b>	<b>1-4</b>	<b>0-0</b>	<b>10-14</b>

OPPONENTS	FG	11-19	20-29	30-39	40-49	50+	Total
9/8 at Dallas		0-0	0-0	0-0	0-0	0-0	0-0
9/15 BUFFALO		0-0	0-0	0-0	0-0	0-0	0-0
9/22 at Tampa Bay	Gay (47)(27)(52)(23)34WR	0-0	2-2	0-1	1-1	1-1	4-5
9/29 WASHINGTON	Hopkins (21)	0-0	1-1	0-0	0-0	0-0	1-1
10/6 MINNESOTA	Bailey (31)(48)(32)(45)0-0	0-0	0-0	2-2	2-2	0-0	4-4
10/10 at New England	Nugent 40LU	0-0	0-0	0-0	0-1	0-0	0-1
10/20 ARIZONA	Gonzalez (47)(35)	0-0	0-0	1-1	1-1	0-0	2-2
10/27 at Detroit	Prater 53WR(52)	0-0	0-0	0-0	0-0	1-2	1-2
11/4 DALLAS	Maier (35)54WL(52)(28)0-0		1-1	1-1	0-0	1-2	3-4
11/10 at New York Jets	Ficken 54WL (53)(35)	0-0	0-0	1-1	0-0	1-2	2-3
11/24 at Chicago	Pineiro (26) (24)	0-0	2-2	0-0	0-0	0-0	2-2
12/1 GREEN BAY	Crosby (47)0-0	0-0	0-0	1-1	0-0	1-1	
12/9 at Philadelphia							
12/15 MIAMI							
12/22 at Washington							
12/29 PHILADELPHIA							
<b>2019 Totals</b>		<b>0-0</b>	<b>6-6</b>	<b>5-6</b>	<b>5-6</b>	<b>4-7</b>	<b>20-25</b>





## LAST TIME IT HAPPENED -- REGULAR SEASON

### OFFENSE

#### OVERTIME GAME

Giants 30, Bears 27  
Dec. 2, 2018

#### SHUTOUT

Giants 24 at Tampa Bay 0  
Sept. 27, 2009  
Opponent:  
Giants 0 vs. Tennessee 17  
Dec. 16, 2018

#### SCORELESS FIRST HALF

Giants 0 vs. Tennessee 7  
Dec. 16, 2018  
Opponent:  
Washington 0 vs. Giants 34  
Dec. 9, 2018

#### SCORELESS SECOND HALF:

Giants 0 vs. New England 14, Oct.  
10, 2019  
Opponent:  
Giants 7 vs. Washington 0  
Sept. 29, 2019

#### 400 YARDS:

Giants: 470, at Dallas, Sept. 8, 2019  
Opponent: 429 vs. Dallas, Nov. 4,  
2019

#### 500 YARDS:

504 vs. Philadelphia, Dec. 17, 2017  
Opponent: 510 vs. Tampa Bay, Nov.  
18, 2018

#### 600 TOTAL YARDS:

604 vs. Tampa Bay, Sept. 16, 2012  
Opponent: 608 at New Orleans, Nov.  
1, 2015

#### 200 YARDS RUSHING:

227 at Washington  
Dec. 9, 2018  
Opponent: 211 vs. Minnesota, Oct.  
6, 2019

#### 300 YARDS RUSHING:

301 vs. Carolina, Dec. 21, 2008  
Opponent: 350 at Seattle  
Nov. 9, 2014

#### 300 NET YARDS PASSING:

312 at Tampa Bay, Sept. 22, 2019  
Opponent: 316 at Detroit, Oct. 27,  
2019

#### 400 NET YARDS PASSING:

429 vs. Philadelphia, Dec. 17, 2017  
Opponent: 405 at Dallas, Sept.  
8, 2019

#### 500 NET YARDS PASSING:

510 vs. Tampa Bay, Sept. 16, 2012  
Opponent: 505 at New Orleans,  
Nov. 1, 2015

#### MOST POINTS:

62 vs. Philadelphia  
Nov. 26, 1972  
Opponent: 72 at Washington Nov.  
27, 1966

#### 60 POINTS:

62 vs. Philadelphia  
Nov. 26, 1972  
Opponent: 62 at Cleveland  
Dec. 6, 1953

#### 50 POINTS:

52 vs. New Orleans, Dec. 9, 2012  
Opponent: 51 vs. L.A. Rams, Nov.  
5, 2017

#### 100-YARD RUSHING GAME:

Saquon Barkley 107 vs. Buffalo,  
Sept. 15, 2019  
Opponent: Ezekiel Elliot 139, vs.  
Dallas, Nov. 4, 2019

#### 100-YARD RECEIVING GAME:

Darius Slayton, 121 at Jets, Nov.  
10, 2019  
Opponent: Allen Robinson, 131 at  
Chicago, Nov. 24, 2019

#### 200-YARD RECEIVING GAME:

Odell Beckham Jr., 222 vs.  
Baltimore, Oct. 16, 2016  
Opponent: Gary Clark 11-241  
vs. Washington, Oct. 27, 1986

#### 300-YARD PASSING GAME

Daniel Jones, 308 at Jets, Nov.  
10, 2019  
Opponent: Matthew Stafford, 342  
at Detroit, Oct. 27, 2019

#### 400-YARD PASSING GAME

Eli Manning, 434 vs. Philadelphia,  
Dec. 17, 2017  
Opponent: Dak Prescott, 405 at  
Dallas, Sept. 8, 2019

#### 3 TD PASSES:

Daniel Jones at Jets (4), Nov.  
10, 2019  
Opponent: Aaron Rodgers (4) vs.  
Green Bay, Dec. 1, 2019

#### 4 TD PASSES:

Daniel Jones at Jets, Nov. 10, 2019  
Opponent: Aaron Rodgers vs. Green  
Bay, Dec. 1, 2019

#### 5 TD PASSES:

Eli Manning (6) at New Orleans,  
Nov. 1, 2015  
Opponent: Cam Newton (5), vs.  
Carolina, Dec. 20, 2015

#### 3 TD RECEIVING:

Odell Beckham Jr. at New Orleans,  
Nov. 1, 2015  
Opponent: Mike Evans at Tampa  
Bay, Sept. 22, 2019

#### 4 TD RECEIVING:

Earnest Gray  
at St. Louis (Cardinals)  
Sept. 7, 1980  
Opponent: Joe Horn  
at New Orleans, Dec. 14, 2003

#### 3 TD RUSHING:

Ahmad Bradshaw  
vs. Buffalo, Oct. 16, 2011  
Opponent: Chase Edmunds vs.  
Arizona, Oct. 20, 2019

#### 4 TD RUSHING:

Rodney Hampton  
vs. New Orleans Sept. 24, 1995  
Opponent: Marshawn Lynch, at  
Seattle, Nov. 9, 2014.

### DEFENSE

#### INTERCEPTION TD RETURN

Jabrill Peppers, 32 yards, vs.  
Washington, Sept. 29, 2019  
Opponent:  
Myles Jack, 32 yards  
vs. Jacksonville, Sept. 9, 2018

#### FUMBLE RETURN FOR TD

Markus Golden, 42 yards  
at New England, Oct. 10, 2019  
Opponent: Jamal Adams 25 yards,  
at Jets, Nov. 10, 2019

#### 3 QUARTERBACK SACKS

B.J. Hill (3.0)  
vs. Chicago, Dec. 2, 2018  
Opponent: Chandler Jones (4.0) vs.  
Arizona, Oct. 20, 2019



## LAST TIME IT HAPPENED -- REGULAR SEASON

### 4 QUARTERBACK SACKS

Justin Tuck (4.0)  
at Washington, Dec. 1, 2010  
Opponent:  
Opponent: Chandler Jones (4.0) vs.  
Arizona, Oct. 20, 2019

### 2 INTERCEPTIONS

Janoris Jenkins vs. Washington, Sept.  
29, 2019  
Opponent:  
Quinton Dunbar, vs. Washington,  
Sept. 29, 2019

### SAFETY

S.Pulley fumble out of bounds vs. LA  
Chargers, Oct. 8, 2017  
Opponent:  
Jon Hilliman tackled in the endzone  
by Anthony Barr vs. Minnesota, Oct.  
6, 2019

## SPECIAL TEAMS

### 5 FIELD GOALS

Josh Brown  
at Tennessee, Dec. 7, 2014  
Opponent:  
Dustin Hopkins, vs. Washington,  
Sept. 25, 2016

### 50-YARD FIELD GOAL

Aldrick Rosas, 57 vs. Chicago, Dec.  
2, 2018  
Opponent:  
52, Brett Maher, vs. Dallas, Nov.  
4, 2019

### KICKOFF RETURN FOR TD

Dwayne Harris 100 yards  
vs. Dallas, Oct. 25, 2015  
Opponent:  
Rashad Ross, 101 yards vs.  
Washington, Sept. 25, 2015

### PUNT RETURN FOR TD

Dwayne Harris 80 yards  
vs. New York Jets, Dec. 6, 2015  
Opponent:  
Jamal Agnew 88 yards vs. Detroit,  
Sept. 18, 2017.

### BLOCKED PUNT

Michael Thomas  
vs. Arizona, Oct. 20, 2019  
Opponent:  
Brandon Bolden  
at New England, Oct. 10, 2019

### BLOCKED PUNT

**RETURN/RECOVERED FOR TD**  
Eli Penny, Recovered in the end zone  
(blocked by Michael Thomas)  
vs. Arizona, Oct. 20, 2019  
Opponent: Chase Winovich, 6 yards  
at New England, Oct. 10, 2019

### BLOCKED FIELD GOAL ATTEMPT

Kerry Wynn  
at Denver, Oct. 15, 2017  
Opponent:  
Adam Gotsis  
at Denver, Oct. 15, 2017

### BLOCKED FIELD RETURNED FOR TD

Janoris Jenkins  
vs. New Orleans, Sept. 19, 2016

### FAKE FIELD GOAL ATTEMPT

Jeff Hostetler 22-yard TD pass  
to Carl Banks  
at Philadelphia, Oct. 8, 1989  
Opponent:  
Shaun Suisham, vs. Pittsburgh  
Nov. 4, 2012 (no first down)

### BLOCKED PAT

Dexter Lawrence II  
at Tampa Bay, Sept. 22, 2019  
Opponent:  
Anthony Lanier  
vs. Washington, Dec. 31, 2017

### PAT MISSED

Aldrick Rosas  
at Jets, Nov. 10, 2019  
Opponent:  
Eddy Pineiro  
at Chicago, Nov. 24 2019

### TWO POINT CONVERSION MADE

Daniel Jones pass to Bennie Fowler,  
at Jets, Nov. 10, 2019  
Opponent:  
Josh Johnson to Michael Floyd at  
Washington, Dec. 9, 2018

### TWO POINT CONVERSION FAILED

Riley Dixon pass attempt to Kaden  
Smith, at Jets, Nov. 10, 2019  
Opponent:  
Deshaun Watson, pass failed to  
Will Fuller V, at Houston Sept.  
23, 2018

### RECOVERED OWN ONSIDE KICK

vs. Dallas, Sept. 16, 2018  
Opponent:  
vs. Chicago, Dec. 2, 2018



## LAST TIME IT HAPPENED -- SEASON

### OFFENSE

#### 1,000 YARD RUSHER

Saquon Barkley, 2018, 1,307 yards

#### 300 RUSHING ATTEMPTS

Tiki Barber, 2006, 327 attempts

#### 5 100-YARD RUSHING GAMES

Saquon Barkley, 2018, (7)

#### 10 RUSHING TDS

Saquon Barkley, 2018, 11 touchdowns

#### 600 PASS ATTEMPTS

Eli Manning, 2015, 618 attempts

#### 500 PASS ATTEMPTS

Eli Manning, 2018, 576 attempts

#### 300 PASS COMPLETIONS

Eli Manning, 2018, 380 completions

#### 4,000 YARDS PASSING

Eli Manning, 2018, 4,299 yards

#### 5 GAMES WITH 300 YARDS

Eli Manning, 2018, (5)

#### 30 TOUCHDOWN PASSES

Eli Manning, 2015, 35 touchdowns

#### MOST CONSECUTIVE GAMES WITH A TD PASS

Eli Manning, 2008, (12)

#### 100 RECEPTIONS

Odell Beckham Jr., 2016,  
101 receptions

#### 1,000 RECEIVING YARDS

Odell Beckham Jr., 2018,  
1,052 yards

#### 10 RECEIVING TDS

Odell Beckham Jr., 2016,  
10 touchdowns

### DEFENSE

#### 10 INTERCEPTIONS

Willie Williams, 1968,  
11 interceptions

#### 2 DEFENSIVE TDS

Alec Ogletree, 2018,  
2 touchdowns

#### 5 FORCED FUMBLES

Osi Umenyiora, 2010,  
10 forced fumbles &  
Justin Tuck, 2010,  
6 forced fumbles

#### 10+ SACKS

Jason Pierre-Paul, 2014,  
12.5 sacks

### SPECIAL TEAMS

#### 50 KICKOFF RETURNS

David Wilson, 2012, 57 returns

#### 30-YARD AVG. KICKOFF RETURN

John Counts, 1962,  
30.2 yard average

#### 1,000 KICKOFF RETURN YARDS

David Wilson, 2012, 1,533 yards

#### 2 KICKOFF RETURN TDS

Never Happened

#### 50 PUNT RETURNS

Phil McConkey, 1985, 53 returns

#### 500 PUNT RETURN YARDS

Tiki Barber, 1999, 506 yards

#### 15-YARD PUNT RETURN AVG

Amani Toomer, 1996,  
16.6 yard average

#### 2 PUNT RETURNS FOR TD

Amani Toomer, 1996,  
2 touchdowns

# GAME RECAPS





# GAME 1

## GIANTS AT COWBOYS

SEPTEMBER 8, 2019  
COWBOYS 35, GIANTS 17



ARLINGTON, Texas — After an active and productive offseason in which they drafted seven players who made their NFL debuts on Sunday, added talented veterans on offense and defense, and transformed 40% of the roster, the Giants returned to the field to absorb an unpleasant result.

They lost to the Dallas Cowboys in AT&T Stadium, 35-17, in a game very similar to their 2018 finale, a 36-35 loss to the same NFC East rivals.

How similar? Quarterback Dak Prescott was the Cowboy who inflicted the most damage, throwing four touchdown passes and no interceptions while completing 25 of 32 passes for 405 yards. That gave him a perfect passer rating of 158.3.

Less than nine months ago, Prescott completed 27 of 44 passes for 387 yards and, yes, four touchdowns.

On Sunday, Prescott took advantage of a clean pocket (no sacks and just two Giants pressures) and several breakdowns in the secondary to throw scoring passes to four different receivers — 28 yards to Blake Jarwin (who scored three times in MetLife Stadium in December), four yards to Jason Witten (playing his first game since 2017), 21 yards to Amari Cooper and 25 yards to Randall Cobb. Dallas also got a 10-yard touchdown run from Ezekiel Elliott.

“On defense, I think there were some big plays against us in the passing game that we’ve got to — we’ve got to get that rectified, especially against a good team,” coach Pat Shurmur said. “There were a couple that we’ve got to get closer in coverage. I’ll look at it. I’ve got an idea of what happened, but I want to make sure I see it before I follow-up with a full answer.”

“You kind of have to step back and look at the big picture,” safety Antoine Bethea said. “It was like five or six plays. Five or six big plays where they made a play or a miscommunication on our end. We have to go in tomorrow and critique the film. A lot of the stuff we did wrong is correctable.”

	1	2	3	4	OT	F
GIANTS	7	0	3	7	0	17
COWBOYS	7	14	14	0	0	35

### SCORING SUMMARY

Team	Qtr	Time	Play Description (Extra Point) (Drive Info)	Visitor	Home
Giants	1	8:06	E.Engram 1 yd. pass from E.Manning (A.Rosas kick) (7-91, 4:07)	7	0
Cowboys	1	3:19	B.Jarwin 28 yd. pass from D.Prescott (B.Maher kick) (11-75, 4:47)	7	7
Cowboys	2	10:19	J.Witten 4 yd. pass from D.Prescott (B.Maher kick) (9-93, 4:59)	7	14
Cowboys	2	1:13	A.Cooper 21 yd. pass from D.Prescott (B.Maher kick) (13-83, 6:43)	7	21
Giants	3	10:59	A.Rosas 28 yd. Field Goal (11-75, 4:01)	10	21
Cowboys	3	9:48	R.Cobb 25 yd. pass from D.Prescott (B.Maher kick) (3-75, 1:11)	10	28
Cowboys	3	1:14	E.Elliott 10 yd. run (B.Maher kick) (7-89, 3:59)	10	35
Giants	4	2:49	W.Gallman Jr 2 yd. run (A.Rosas kick) (6-75, 2:25)	17	35

### TEAM STATS

	GIANTS
FIRST DOWNS	25
FIRST DOWN (RUSH)	8
FIRST DOWN (PASS)	16
FIRST DOWN (PENALTY)	1
TOTAL YDS	470
RUSHES-YDS	17-151
AVG. RUSH GAIN	8.9
PASS-COMP-ATT-INT	48-33-0
PASSINGS YDS	306
KICKOFFS	5
PUNTS-AVG.	4-41.5
RETURN YDS.	53
PENALTIES-YARDS	8-70
FUMBLES-LOST	3-2
TOUCHDOWNS	2
RUSHING TDS	1
PASSING TDS	1
FUMBLES	0
EXTRA POINTS-ATTEMPTS	2-2
FG MADE-ATT	1-1
RED ZONE EFF	50%
TIME OF POSSESSION	27:42

### COWBOYS

FIRST DOWNS	23
FIRST DOWN (RUSH)	4
FIRST DOWN (PASS)	18
FIRST DOWN (PENALTY)	1
TOTAL YDS	494
RUSHES-YDS	30-89
AVG. RUSH GAIN	3.0
PASS-COMP-ATT-INT	32-25-0
PASSINGS YDS	405
KICKOFFS	6
PUNTS-AVG.	4-41.3
RETURN YDS.	0
PENALTIES-YARDS	6-47
FUMBLES-LOST	0-0
TOUCHDOWNS	5
RUSHING TDS	1
PASSING TDS	4
FUMBLES	1
EXTRA POINTS-ATTEMPTS	5-5
FG MADE-ATT	0-0
RED ZONE EFF	100%
TIME OF POSSESSION	32:18

### TOP INDIVIDUAL PERFORMANCES

	GIANTS	COWBOYS
Rushing Yards	Barkley - 120	Elliott - 53
Receiving Yards	Engram - 116	Gallup - 158
Passing Yards	Manning - 306	Prescott - 405
Touchdowns	Engram - 1	Cooper - 1
	Gallman - 1	Cobb - 1
		Jarwin - 1
		Witten - 1
Field Goals (long)	Rosas - 1 (28)	-
Tackles (solo)	Peppers - 7 (6)	Woods - 11 (9)
	Bethea - 7(4)	
Sacks	-	Vander Esch - 0.5
		Lawrence - 0.5
Interceptions	-	-



# GAME 2

## GIANTS VS. BILLS

SEPTEMBER 16, 2019

### BILLS 28, GIANTS 14



EAST RUTHERFORD, N.J. — The Giants' second game of the season was a Groundhog Day rerun of their season opener, all the way to the unpleasant final score.

Their first possession ended in a touchdown and a 7-0 lead, followed by an offensive malaise for most of the remainder of the game. Their 25% success rate on third downs (three-for-12) was a minimal improvement over the previous game's 18% (2-for-11). The defense gave up four touchdown drives of 70 or more yards one week after surrendering five, and once again did not record a takeaway. Saquon Barkley rushed for more than 100 yards. Eli Manning threw 45 passes, seven days after tossing 44, and once again one only one ended with a touchdown.

Even the final score in the 28-14 loss to the Buffalo Bills in MetLife Stadium was similar in margin and manner to the 35-17 defeat last week in Dallas.

"Obviously, it's not how you want to start," said Manning, as the Giants attempt to get their first victory of the season next week at Tampa Bay. "We just have to keep fighting and find ways to play better football. That's as simple as it comes down to. I know we can play better. I know we can do better than what we are. We have to find a way to come together as a team and win as a team."

The Giants have lost their first two games for the third year in a row and the fifth time in six years. They scored on Barkley's 27-yard run and Manning's four-yard pass to wide receiver TJ Jones, who rejoined the team last week. Aldrick Rosas missed a 48-yard field goal attempt, ending his NFL-long streak of 20 consecutive successes. Manning threw two interceptions, including one on a first down from the Buffalo 21-yard line with 47 seconds remaining in the first half.

"The missed field goal and then, obviously, the interception before the half — those are scoring opportunities that you can't miss on," coach Pat Shurmur said.

	1	2	3	4	OT	F
BILLS	7	14	0	7	0	28
GIANTS	7	0	0	7	0	14

#### SCORING SUMMARY

Team	Qtr	Time	Play Description (Extra Point) (Drive Info)	Visitor	Home
Giants	1	12:36	S.Barkley 27 yd. run (A.Rosas kick) (5-75, 2:24)	0	7
Bills	1	3:43	J.Allen 6 yd. run (S.Hauschka kick) (10-75, 5:46)	7	7
Bills	2	13:24	D.Singletery 14 yd. run (S.Hauschka kick) (11-70, 4:15)	14	7
Bills	2	7:30	I.McKenzie 14 yd. pass from J.Allen (S.Hauschka kick) (7-98, 4:26)	21	7
Giants	4	11:56	T.Jones 4 yd. pass from E.Manning (A.Rosas kick) (12-76, 6:17)	21	14
Bills	4	5:53	F.Gore 1 yd. run (S.Hauschka kick) (13-75, 6:03)	28	14

#### TEAM STATS

	BILLS	GIANTS
FIRST DOWNS	24	21
FIRST DOWN (RUSH)	8	7
FIRST DOWN (PASS)	13	14
FIRST DOWN (PENALTY)	3	0
TOTAL YDS	388	370
RUSHES-YDS	34-151	20-129
AVG. RUSH GAIN	4.4	6.5
PASS-COMP-ATT-INT	30-19-0	45-26-2
PASSINGS YDS	253	250
KICKOFFS	7	3
PUNTS-AVG.	7-35.7	5-48.4
RETURN YDS.	6	115
PENALTIES-YARDS	9-65	7-40
FUMBLES-LOST	0-0	1-0
TOUCHDOWNS	4	2
RUSHING TDS	3	1
PASSING TDS	1	1
FUMBLES	0	1
EXTRA POINTS-ATTEMPTS	4-4	2-2
FG MADE-ATT	0-0	0-1
RED ZONE EFF	100%	100%
TIME OF POSSESSION	32:38	27:22

#### TOP INDIVIDUAL PERFORMANCES

	BILLS	GIANTS
Rushing Yards	Gore - 68	Barkley - 107
Receiving Yards	Beasley - 83	Fowler III - 51
Passing Yards	Allen - 253	Manning - 250
Touchdowns	McKenzie - 1	Barkley - 1
	Gore - 1	TJ Jones - 1
	Singletery - 1	
	Allen - 1	
Field Goals (long)	-	-
Tackles (solo)	Wallace - 8 (8)	Bethea 10 (5)
	White - 8(8)	
Sacks	Phillips - 0.5	Golden - 1.0
	Alexander - 0.5	
Interceptions	Poyer - 1	-
	Murphy - 1	





# GAME 3

## GIANTS AT BUCCANEERS

### SEPTEMBER 22, 2019

### GIANTS 32, BUCCANEERS 31



**TAMPA** — One of the most thrilling, memorable and perpetually-satisfying victories in Giants history was clinched when an opposing kicker pushed a field goal attempt wide right in Tampa.

It happened again on Sunday.

With three seconds remaining and the Giants holding a one-point lead, Buccaneers kicker Matt Gay lined up to kick a potential game-winning field goal of 34 yards — about the length of an extra point. That proved to be a bad omen for the Tampa Bay, which missed two conversion attempts in the first half. Guy's kick sailed wide of the right upright, just as a late try by Buffalo's Scott Norwood did in Super Bowl XXV. The misfire enabled the Giants to earn their first victory of the season, a pulsating 32-31 triumph in Raymond James Stadium — where the Giants did lose on a last-play field goal when they last played here in 2017.

"From my angle I can never tell whether they're good or not," coach Pat Shurmur said. "There was so much cheering going on and we had so many of the Giants' faithful here it almost sounded like, from my perspective, like they made it. Fortunately, I was wrong."

This game will long be remembered, and not just because of the final play. The Giants overcame an 18-point halftime deficit, the loss of two of their captains to first-half injuries (running back Saquon Barkley — ankle and linebacker Alec Ogletree — hamstring), and overcame brilliant performances by Bucs quarterback Jameis Winston (380 passing yards) and wide receiver Mike Evans (eight catches, 190 yards, three touchdowns).

But the game was far from finished. Winston's 44-yard pass to Evans gave the Buccaneers a first down at the Giants' nine-yard line with 13 seconds remaining. After a spike to stop the clock, delay of game and a two-yard loss so Winston could center the ball, Gay trotted on to try to win it. He had already kicked four field goals, including 47 and 52-yarders. But he missed the one that would have won the game.

"It's good that we pray to the football gods, because sometimes it helps," said 13-year veteran long snapper Zak DeOssie.

	1	2	3	4	OT	F
GIANTS	3	7	15	7	0	32
BUCCANEERS	12	16	0	3	0	31

#### SCORING SUMMARY

Team	Qtr	Time	Play Description (Extra Point) (Drive Info)	Visitor	Home
Buccaneers	1	9:47	M.Evans 21 yd. pass from J.Winston (kick failed, wl) (10-75, 5:13)	0	6
Giants	1	4:07	A.Rosas 36 yd. Field Goal (11-57, 5:40)	3	6
Buccaneers	1	0:21	M.Evans 3 yd. pass from J.Winston (kick blocked) (9-75, 3:46)	3	12
Giants	2	9:58	D.Jones 7 yd. run (A.Rosas kick) (12-75, 5:23)	10	12
Buccaneers	2	7:35	M.Gay 47 yd. Field Goal (5-46, 2:23)	10	15
Buccaneers	2	4:06	M.Gay 27 yd. Field Goal (6-62, 1:55)	10	18
Buccaneers	2	1:26	M.Evans 20 yd. pass from J.Winston (M.Gay kick) (3-41, 0:49)	10	25
Buccaneers	2	0:00	M.Gay 52 yd. Field Goal (6-46, 0:36)	10	28
Giants	3	14:48	E.Ingram 75 yd. pass from D.Jones (D.Jones-S.Shepard pass) (1-75, 0:12)	18	28
Giants	3	8:14	S.Shepard 7 yd. pass from D.Jones (A.Rosas kick) (8-80, 3:57)	25	28
Buccaneers	4	6:00	M.Gay 23 yd. Field Goal (8-37, 4:27)	25	31
Giants	4	1:16	D.Jones 7 yd. run (A.Rosas kick) (8-75, 2:00)	32	31

#### TEAM STATS

	GIANTS	BUCS
FIRST DOWNS	17	24
FIRST DOWN (RUSH)	5	6
FIRST DOWN (PASS)	11	16
FIRST DOWN (PENALTY)	1	2
TOTAL YDS	384	499
RUSHES-YDS	19-72	32-144
AVG. RUSH GAIN	3.8	4.5
PASS-COMP-ATT-INT	36-23-0	37-23-1
PASSINGS YDS	336	380
KICKOFFS	6	7
PUNTS-AVG.	5-48.8	4-44.8
RETURN YDS.	25	9
PENALTIES-YARDS	6-59	4-30
FUMBLES-LOST	3-2	0-0
TOUCHDOWNS	4	3
RUSHING TDS	2	0
PASSING TDS	2	3
FUMBLES	2	0
EXTRA POINTS-ATTEMPTS	4-4	1-3
FG MADE-ATT	1-1	4-5
RED ZONE EFF	75%	20%
TIME OF POSSESSION	26:48	33:12

#### TOP INDIVIDUAL PERFORMANCES

	GIANTS	BUCS
Rushing Yards	Jones - 28	Jones - 80
Receiving Yards	Ingram - 113	Evans - 190
Passing Yards	Jones - 336	Winston - 380
Touchdowns	Jones - 2	Evans - 3
Field Goals (long)	Rosas - 1 (28)	Gay - 4 (52)
Tackles (solo)	Betha - 9 (7)	David - 9 (4)
Sacks	Golden - 2.0	Barrett - 4.0
Interceptions	Connelly - 1	-



# GAME 4

## GIANTS VS. REDSKINS

SEPTEMBER 29, 2019

### GIANTS 24, REDSKINS 3



EAST RUTHERFORD, N.J. — The Giants were better by half on Sunday, and the result was a complete and satisfying victory.

In their first three games, they had been outscored in the first two quarters, 70-24, while getting the best of their opponents in the second half, 39-24. But they were victorious in just one of those games, and they needed an epic comeback last week at Tampa Bay to earn that.

But the Giants took control early on Sunday in MetLife Stadium. The defense stole the ball away on the game's third play. The offense scored a touchdown on its first possession. And the Giants never looked back while rolling to a not-that-close 24-3 thrashing of the Washington Redskins that left them with a 2-2 record at the quarter pole of the NFL season.

"I think our defense did a terrific job," coach Pat Shurmur said. "We made a few tweaks, I don't think we made a lot of massive changes, but we made a few tweaks this week that I think settled our guys down, helped them be more comfortable. They were more disruptive, (and) we got pressure on the quarterback."

Washington's three points, eight first downs, 176 total yards, 55 rushing yards, 121 passing yards and 23:51 time of possession were far and away season lows for a Giants opponent. The three-game averages entering the game were 31.3 points, 23.7 first downs, 460.3 total yards, 128.0 rushing yards and 332.3 passing yards.

The Giants also intercepted four passes and recorded three sacks of two Washington quarterbacks. And they did all that without one of their defensive captains, linebacker Alec Ogletree, who was inactive with a hamstring injury.

"Our point this week was to start off fast and finish even stronger," defensive tackle B.J. Hill said. "That's what we came out and did. It's exciting. We came out and did our thing. We got some turnovers, three and outs, and that's how we like to play."

	1	2	3	4	OT	F
REDSKINS	0	3	0	0	0	3
GIANTS	7	10	7	0	0	24

#### SCORING SUMMARY

Team	Qtr	Time	Play Description (Extra Point) (Drive Info)	Visitor	Home
Giants	1	8:45	W.Gallman Jr 6 yd. pass from D.Jones (A.Rosas kick) (8-32, 5:15)	0	7
Giants	2	12:01	W.Gallman Jr 1 yd. run (A.Rosas kick) (13-94, 6:59)	0	14
Redskins	2	2:14	D.Hopkins 21 yd. Field Goal (11-34, 4:21)	3	14
Giants	2	0:00	A.Rosas 30 yd. Field Goal (10-63, 2:14)	3	17
Giants	3	1:19	J.Peppers 32 yd. interception return (A.Rosas kick)	3	24

#### TEAM STATS

	REDSKINS	GIANTS
FIRST DOWNS	8	24
FIRST DOWN (RUSH)	2	7
FIRST DOWN (PASS)	6	13
FIRST DOWN (PENALTY)	0	4
TOTAL YDS	176	389
RUSHES-YDS	17-55	37-164
AVG. RUSH GAIN	3.2	4.4
PASS-COMP-ATT-INT	15-28-4	23-31-2
PASSINGS YDS	107	225
KICKOFFS	2	4
PUNTS-AVG.	6-53.2	3-55.0
RETURN YDS.	42	8
PENALTIES-YARDS	12-58	5-45
FUMBLES-LOST	0-0	4-2
TOUCHDOWNS	0	3
RUSHING TDS	0	1
PASSING TDS	0	1
FUMBLES	0	2
EXTRA POINTS-ATTEMPTS	0-0	3-3
FG MADE-ATT	1-1	1-1
RED ZONE EFF	0%	50%
TIME OF POSSESSION	23:51	36:09

#### TOP INDIVIDUAL PERFORMANCES

	REDSKINS	GIANTS
Rushing Yards	Peterson - 28	Gallman Jr. - 63
Receiving Yards	Thompson - 56	Shepard - 76
Passing Yards	Haskins Jr. - 107	Jones - 225
Touchdowns	-	Gallman Jr. - 2
Field Goals (long)	Hopkins - 1 (28)	Rosas - 1 (30)
Tackles (solo)	Bostic - 11 (5)	Mayo - 8 (4)
Sacks	-	Ximines - 0.5
		Golden - 0.5
		Tomlinson - 0.5
		Skipper - 0.5
Interceptions	Dunbar - 2	Jenkins - 2





# GAME 5

## GIANTS VS. VIKINGS

OCTOBER 6, 2019  
VIKINGS 28, GIANTS 10



EAST RUTHERFORD, N.J. — The Giants were dominated statistically in a three-score loss to the Minnesota Vikings on Sunday, but coach Pat Shurmur was already optimistically looking ahead when he spoke to the media just minutes after walking off the MetLife Stadium field.

And that is probably a good idea, considering the Giants have a Thursday night date with the defending Super Bowl champion New England Patriots, who improved to 5-0 today.

"Number one, you can't get discouraged," Shurmur said. "I'm looking for guys who get discouraged, those are the guys we're going to get out of here - the ones that get discouraged. You can't get discouraged. We didn't make enough plays. So everybody goes back, and we'll do it quickly because we've got a game on a short horizon here and make our corrections and move on."

It's probably best the Giants shed this game as fast as they can. The final score was 28-10. Minnesota took an early 3-0 lead and kept building on it until Dan Bailey's fourth field goal in the fourth quarter created the final margin.

The Vikings' 211 rushing yards matched the Giants' total yardage. Minnesota gained 490 yards. Kirk Cousins completed 81.5% of his passes (22 of 27) for 302 yards, including touchdowns of 15 and nine yards to Adam Thielen — who had seven receptions for 130 yards. Dalvin Cook rushed for 132 yards on 21 carries and the Vikings averaged 6.2 yards a run.

The Giants' average was 3.2 and they totaled only 64 yards on the ground. They played again without Saquon Barkley (ankle) and his replacement, Wayne Gallman, lasted just two attempts (for 14 yards) before leaving with a concussion. That left rookie free agent Jon Hilliman (20 yards on nine carries) and converted fullback Eli Penny (15 yards on three attempts) as the team's only healthy runners.

Defensively, the Giants were missing four linebackers who have started games this season — Alec Ogletree, Tae Davis, Lorenzo Carter (all inactive) and Ryan Connelly (on injured reserve). But Shurmur refused to pin the loss on player absences.

"That's making excuses. No, we have to do a better job, everybody on defense," he said. "When we have opportunities to score on offense, we have to take advantage of that."

	1	2	3	4	OT	F
VIKINGS	3	15	7	3	0	28
GIANTS	0	7	3	0	0	10

### SCORING SUMMARY

Team	Qtr	Time	Play Description (Extra Point) (Drive Info)	Visitor	Home
Vikings	1	8:46	D.Bailey 31 yd. Field Goal (11-62, 6:14)	3	0
Vikings	2	14:55	A.Thielen 15 yd. pass from K.Cousins (D.Bailey kick) (11-98, 5:46)	10	0
Giants	2	12:08	D.Slayton 35 yd. pass from D.Jones (A.Rosas kick) (5-50, 2:47)	10	7
Vikings	2	7:51	D.Bailey 48 yd. Field Goal (8-45, 4:17)	13	7
Vikings	2	2:09	J.Hilliman tackled in end zone by A.Barr for a Safety	15	7
Vikings	2	0:47	D.Bailey 32 yd. Field Goal (9-49, 1:22)	18	7
Giants	3	7:35	A.Rosas 32 yd. Field Goal (15-61, 7:25)	18	10
Vikings	3	4:52	A.Thielen 9 yd. pass from K.Cousins (D.Bailey kick) (5-67, 2:43)	25	10
Vikings	4	4:09	D.Bailey 45 yd. Field Goal (9-46, 4:52)	28	10

### TEAM STATS

FIRST DOWNS	22
FIRST DOWN (RUSH)	6
FIRST DOWN (PASS)	14
FIRST DOWN (PENALTY)	2
TOTAL YDS	490
RUSHES-YDS	34-211
AVG. RUSH GAIN	6.2
PASS-COMP-ATT-INT	22-27-0
PASSINGS YDS	306
KICKOFFS	7
PUNTS-AVG.	1-57.0
RETURN YDS.	57
PENALTIES-YARDS	12-112
FUMBLES-LOST	3-1
TOUCHDOWNS	2
RUSHING TDS	0
PASSING TDS	2
FUMBLES	1
EXTRA POINTS-ATTEMPTS	2-2
FG MADE-ATT	4-4
RED ZONE EFF	40%
TIME OF POSSESSION	32:40

### VIKINGS

FIRST DOWNS	18
FIRST DOWN (RUSH)	5
FIRST DOWN (PASS)	8
FIRST DOWN (PENALTY)	5
TOTAL YDS	211
RUSHES-YDS	20-64
AVG. RUSH GAIN	3.2
PASS-COMP-ATT-INT	21-38-1
PASSINGS YDS	182
KICKOFFS	4
PUNTS-AVG.	3-44.7
RETURN YDS.	93
PENALTIES-YARDS	5-45
FUMBLES-LOST	0-0
TOUCHDOWNS	1
RUSHING TDS	0
PASSING TDS	1
FUMBLES	0
EXTRA POINTS-ATTEMPTS	1-1
FG MADE-ATT	1-1
RED ZONE EFF	0%
TIME OF POSSESSION	27:20

### TOP INDIVIDUAL PERFORMANCES

	VIKINGS	GIANTS
Rushing Yards	Cook - 132	Hilliman - 20
Receiving Yards	Thielen - 130	Slayton - 62
Passing Yards	Cousins - 306	Jones - 182
Touchdowns	-	Slayton - 1
Field Goals (long)	Bailey - 4 (48)	Rosas - 1 (32)
Tackles (solo)	Hunter - 7 (6)	Betha - 11 (9)
Sacks	Hunter - 2.0	Lawrence II - 1.0
		Golden - 1.0
		McIntosh - 1.0
Interceptions	Barr - 1	-



# GAME 6

## GIANTS AT PATRIOTS

OCTOBER 10, 2019  
PATRIOTS 35, GIANTS 14



Foxborough, Mass. — NFL teams get no medals for trying hard or coming close. So, the Giants neither wanted nor expected a pat on their collective back for traveling on a short week to face the defending Super Bowl champion and undefeated New England Patriots with a decimated offense and entering the fourth quarter trailing by a mere touchdown.

Particularly since the Patriots scored two touchdowns — one each on offense and defense — in less than five minutes to complete a 35-14 victory Thursday night in Gillette Stadium. The Giants fell to 2-4, while New England improved to 6-0.

Like last week's 28-10 loss to Minnesota, coach Pat Shurmur took no solace in staying close for most of the game with one of the NFL's best teams.

"No, no I don't," Shurmur said. "I don't. This is the second week you've asked me these questions. I don't. We didn't win. We didn't make enough plays. That's what this is about.

"We battled, we didn't win, though. So, we've got to make more plays so we can win. But I was proud of the way we battled. I've never been disappointed with how hard our guys fight, but we got to find a way to make more plays than the other team and win the game."

There's a good reason the Giants had difficulty doing that, but Shurmur wasn't accepting excuses. The team's inactive list was a who's who of the offense that included its top two running backs — Saquon Barkley and Wayne Gallman — and its two leading receivers in tight end Evan Engram and wideout Sterling Shepard. Their injuries, in order, are sprained ankle, concussion, knee and concussion. Those four players had combined for 1,137 of the Giants' 1,824 total yards entering the game. That's 62.3% of their offensive output.

The ballhandlers other than Tate caught nine passes for 59 yards. But Shurmur said, "We had guys out there that were capable of making plays and we made some, we just didn't make enough."

Despite the three-touchdown difference in the final score and the offensive inefficiency, the players came away confident better times lie ahead, beginning Oct. 20 at home against Arizona. The Giants hope to have some of their vital contributors back in uniform by then.

	1	2	3	4	OT	F
GIANTS	0	14	0	0	0	14
PATRIOTS	7	14	0	14	0	35

### SCORING SUMMARY

Team	Qtr	Time	Play Description (Extra Point) (Drive Info)	Visitor	Home
Patriots	1	1:41	C.Winovich 6 yd. return of blocked punt (M.Nugent kick)	0	7
Patriots	2	7:11	B.Bolden 1 yd. run (M.Nugent kick) (5-20, 2:15)	0	14
Giants	2	6:05	G.Tate 64 yd. pass from D.Jones (A.Rosas kick) (3-75, 1:06)	7	14
Giants	2	4:38	M.Golden 42 yd. fumble return (A.Rosas kick)	14	14
Patriots	2	0:36	T.Brady 1 yd. run (M.Nugent kick) (11-75, 4:02)	14	21
Patriots	4	8:33	K.Van Noy 22 yd. fumble return (M.Nugent kick)	14	28
Patriots	4	3:49	T.Brady 1 yd. run (M.Nugent kick) (7-63, 3:09)	14	35

### TEAM STATS

	GIANTS
FIRST DOWNS	10
FIRST DOWN (RUSH)	3
FIRST DOWN (PASS)	6
FIRST DOWN (PENALTY)	1
TOTAL YDS	213
RUSHES-YDS	16-52
AVG. RUSH GAIN	3.3
PASS-COMP-ATT-INT	31-15-3
PASSINGS YDS	161
KICKOFFS	3
PUNTS-AVG.	5-39.2
RETURN YDS.	53
PENALTIES-YARDS	5-40
FUMBLES-LOST	1-1
TOUCHDOWNS	2
RUSHING TDS	0
PASSING TDS	1
FUMBLES	1
EXTRA POINTS-ATTEMPTS	2-2
FG MADE-ATT	0-0
RED ZONE EFF	0%
TIME OF POSSESSION	20:24

### PATRIOTS

	PATRIOTS
FIRST DOWNS	27
FIRST DOWN (RUSH)	8
FIRST DOWN (PASS)	17
FIRST DOWN (PENALTY)	2
TOTAL YDS	427
RUSHES-YDS	34-114
AVG. RUSH GAIN	3.4
PASS-COMP-ATT-INT	41-31-1
PASSINGS YDS	334
KICKOFFS	6
PUNTS-AVG.	3-40.7
RETURN YDS.	38
PENALTIES-YARDS	3-20
FUMBLES-LOST	2-1
TOUCHDOWNS	5
RUSHING TDS	3
PASSING TDS	0
FUMBLES	1
EXTRA POINTS-ATTEMPTS	5-5
FG MADE-ATT	0-1
RED ZONE EFF	50%
TIME OF POSSESSION	39:36

### TOP INDIVIDUAL PERFORMANCES

#### GIANTS

Hilliman - 38
Tate III - 102
Jones - 161
Tate III - 1
Golden - 1
Ogletree - 12 (9)
Mayo - 12 (8)
Ogletree - 1.0
Jenkins - 1

#### PATRIOTS

Michel - 86
Edelman - 113
Brady - 334
Brady - 2
Jones - 4 (3)
Van Noy - 1.0
Gilmore - 1
Simon - 1
Harmon - 1



# GAME 7

## GIANTS VS. CARDINALS

OCTOBER 20, 2019  
CARDINALS 27, GIANTS 21



EAST RUTHERFORD, N.J. — Daniel Jones is just 22 years old and his NFL resume consists of only five games. But because he is the starting quarterback, his opinion is valued on all Giants issues, whether it's an exciting, improbable comeback or a desultory defeat.

On Sunday, the Giants endured the latter. They fell behind by 14 points in the first quarter and never led in a 27-21 loss to the Arizona Cardinals in rainy and dreary MetLife Stadium. The Giants lost their third consecutive game and fell to 2-5, while the Cards won their third in a row and improved to 3-3-1.

Jones had the most challenging outing of his brief career. He threw an interception and lost two fumbles and Arizona scored after each of the turnovers, for a total of 17 points. Jones was sacked eight times (four by Chandler Jones, who also forced and recovered one of the fumbles), three more than he had absorbed in any previous game. He did throw for 223 yards and a touchdown, but it wasn't nearly enough.

When it was over, Jones summarized the emotions of his teammates and himself.

"We're frustrated," Jones said. "Everyone is frustrated. But I don't think we're discouraged at all. We'll be back to work tomorrow. We'll be looking forward to the opportunity against Detroit (where the Giants play next Sunday). We're frustrated, but kind of rightfully so. We all know we can play better, and we're determined to play better. So, back to work tomorrow."

That will first entail digesting the tape of this game, which will be unpleasant. The Giants scored just two offensive touchdowns, on Jones' 28-yard pass to tight end Rhett Ellison and Saquon Barkley's seven-yard run, a meager total against a defense that ranked 30th in yards allowed and 29th in points allowed entering the game. "Very unacceptable," tight end Evan Engram said. "We work hard, and we put a lot of work in, but we just have to play better football."

	1	2	3	4	OT	F
CARDINALS	14	3	7	3	0	27
GIANTS	0	14	0	7	0	7

### SCORING SUMMARY

Team	Qtr	Time	Play Description (Extra Point) (Drive Info)	Visitor	Home
Cardinals	1	8:14	C.Edmonds 20 yd. run (Z.Gonzalez kick) (13-75, 6:46)	7	0
Cardinals	1	4:15	C.Edmonds 20 yd. run (Z.Gonzalez kick) (3-32, 1:23)	14	0
Cardinals	2	13:30	Z.Gonzalez 47 yd. Field Goal (9-54, 4:29)	17	0
Giants	2	11:28	R.Ellison 28 yd. pass from D.Jones (A.Rosas kick) (4-79, 2:02)	17	7
Giants	2	9:52	E.Penny blocked punt recovery in end zone (A.Rosas kick)	17	14
Cardinals	3	6:05	C.Edmonds 22 yd. run (Z.Gonzalez kick) (3-51, 1:21)	24	14
Giants	4	8:13	S.Barkley 7 yd. run (A.Rosas kick) (8-82, 4:44)	24	21
Cardinals	4	2:09	Z.Gonzalez 35 yd. Field Goal (4-0, 0:19)	27	21

### TEAM STATS

	CARDINALS	GIANTS
FIRST DOWNS	18	21
FIRST DOWN (RUSH)	8	5
FIRST DOWN (PASS)	8	14
FIRST DOWN (PENALTY)	2	2
TOTAL YDS	245	263
RUSHES-YDS	38-156	22-107
AVG. RUSH GAIN	4.1	4.9
PASS-COMP-ATT-INT	21-14-0	35-22-1
PASSINGS YDS	104	223
KICKOFFS	6	4
PUNTS-AVG.	5-33.8	3-37.3
RETURN YDS.	3	104
PENALTIES-YARDS	10-85	6-75
FUMBLES-LOST	0-0	3-2
TOUCHDOWNS	3	3
RUSHING TDS	3	1
PASSING TDS	0	1
FUMBLES	0	3
EXTRA POINTS-ATTEMPTS	3-3	3-3
FG MADE-ATT	2-2	0-1
RED ZONE EFF	0%	50%
TIME OF POSSESSION	29:59	30:01

### TOP INDIVIDUAL PERFORMANCES

	CARDINALS	GIANTS
Rushing Yards	Edmonds - 126	Barkley - 72
Receiving Yards	Cooper - 29	Tate III - 80
Passing Yards	Murray - 104	Jones - 223
Touchdowns	Edmonds - 3	Barkley - 1
		Ellison - 1
Field Goals (long)	Gonzalez - 2 (47)	-
Tackles (solo)	Baker - 8 (4)	Bethea - 8 (5)
Sacks	Jones - 4.0	Mayo - 1.0
		Pierre - 1.0
Interceptions	Hicks - 1	-



# GAME 8

## GIANTS AT LIONS

OCTOBER 27, 2019  
LIONS 31, GIANTS 26



DETROIT — The Giants started down the path to defeat midway through the first quarter in Ford Field on Sunday and Saquon Barkley said it's a step that could and should have been avoided. And he blamed himself.

Janoris Jenkins' interception of a Matthew Stafford pass on the game's first series had delivered them the ball, and Barkley's two seven-yard runs had given them a first down and additional momentum. But on the next play, a first down from the Giants' 29-yard line, Daniel Jones was sacked for a 10-yard loss by linebacker Jarrad Davis. Jones tried to pass the ball to Barkley, but it traveled backward, technically making it a fumble. Barkley seemed to hesitate as former Giant Devon Kennard scooped up the ball and raced 13 yards for a touchdown. Buoyed by a lead they would never relinquish, the Lions progressed to a 31-26 victory.

The Giants' fourth consecutive defeat dropped their record to 2-6 at midseason.

"I think they did a really good job delaying the blitz," Barkley said. "Forty (Davis), that's my guy, J.D., who's a heck of a player. I trained with him personally. I respect him. Once I went, once I turned to go, he blitzed. The end dropped on me. He got pressure on Daniel. Daniel went to go to his check down vault to me and it hit the ground.

"Then there's no excuse. That's not who I am. That's not the type of player I am. That's not the reason why I'm captain. I have to have better effort on that play. C.J., (running backs) coach (Craig) Johnson, stresses that all the time. When you're in swings and the ball goes down, just in case, cover it, cover it, cover it. I lacked effort there, in my opinion. I have to be better for my team."

Asked whether Barkley had "some hesitancy" on the play, coach Pat Shurmur deferred comment until he reviews the play. But he did absolve Jones, saying, "It wasn't his fault he got hit and the ball got put out of there."

	1	2	3	4	OT	F
GIANTS	0	13	6	7	0	26
LIONS	14	3	7	7	0	31

### SCORING SUMMARY

Team	Qtr	Time	Play Description (Extra Point) (Drive Info)	Visitor	Home
Lions	1	7:12	D.Kennard 13 yd. fumble return (M.Prater kick)	0	7
Lions	1	2:31	M.Hall 49 yd. pass from M.Stafford (M.Prater kick) (6-71, 3:01)	0	14
Giants	2	12:27	D.Slayton 22 yd. pass from D.Jones (A.Rosas kick) (10-88, 5:04)	7	14
Giants	2	4:39	D.Slayton 28 yd. pass from D.Jones (kick failed, wr) (8-57, 3:30)	13	14
Lions	2	0:20	M.Prater 52 yd. Field Goal (14-41, 4:19)	13	17
Lions	3	9:51	K.Golladay 9 yd. pass from M.Stafford (M.Prater kick) (10-75, 5:09)	13	24
Giants	3	4:54	E.Ingram 2 yd. pass from D.Jones (pass failed) (10-78, 4:57)	19	24
Lions	4	12:12	K.Golladay 41 yd. pass from M.Stafford (M.Prater kick) (5-80, 2:34)	19	31
Giants	4	1:19	S.Barkley 4 yd. pass from D.Jones (A.Rosas kick) (4-50, 1:02)	26	31

### TEAM STATS

	GIANTS	LIONS
FIRST DOWNS	24	17
FIRST DOWN (RUSH)	5	3
FIRST DOWN (PASS)	15	13
FIRST DOWN (PENALTY)	4	1
TOTAL YDS	370	375
RUSHES-YDS	24-80	25-59
AVG. RUSH GAIN	3.3	2.4
PASS-COMP-ATT-INT	41-28-0	32-25-1
PASSINGS YDS	322	342
KICKOFFS	5	6
PUNTS-AVG.	3-45.0	2-44.0
RETURN YDS.	125	4
PENALTIES-YARDS	5-44	7-75
FUMBLES-LOST	2-1	1-1
TOUCHDOWNS	4	4
RUSHING TDS	0	0
PASSING TDS	4	3
FUMBLES	1	1
EXTRA POINTS-ATTEMPTS	2-4	4-4
FG MADE-ATT	0-0	1-2
RED ZONE EFF	67%	100%
TIME OF POSSESSION	30:47	29:13

### TOP INDIVIDUAL PERFORMANCES

	GIANTS	LIONS
Rushing Yards	Barkley - 64	Carson - 34
Receiving Yards	Tate III - 85	Golladay - 123
Passing Yards	Jones - 322	Stafford - 342
Touchdowns	Slayton - 2	Golladay - 2
Field Goals (long)	-	Prater - 1 (52)
Tackles (solo)	Baker - 8 (7)	Kennard - 7 (6)
		Wilson - 7 (6)
Sacks	Haley - 1.0	Flowers - 2.0
	Golden - 1.0	
	Carter - 1.0	
	Tomlinson - 1.0	
Interceptions	Jenkins - 1	-



# GAME 9

## GIANTS VS. COWBOYS

NOVEMBER 4, 2019  
COWBOYS 37, GIANTS 18



EAST RUTHERFORD, N.J. — As he does after every game, Pat Shurmur began his news conference late with a review of some of the evening's key factors. He concluded his opening statement by saying, "All of the things you can't do in a ball game happened and hurt us, and we lost."

That about sums it up. Largely because they were deficient in three critical areas, the Giants lost their fifth consecutive game, 37-18, to the Dallas Cowboys, who defeated them for the sixth straight time.

The Shurmur-specified shortcomings included the following:

"We did not create enough room running the football."

Saquon Barkley tied his career low for a full game with 28 rushing yards on 14 carries. No other running back had a rushing attempt, though wide receiver Golden Tate and tight end Evan Engram did. The Giants rushed for 100 yards as a team largely because quarterback Daniel Jones ran for 54 yards.

"They are a team that runs a lot of games up front," Barkley said of the Cowboys, who held him to 28 yards in his second career game on Sept. 16, 2018. "They try to slant to create penetration, they were doing a good job of that. Everyone knows inside zone loves to come back in the back side and plant a back door cut. Sometimes, I could have gone a little more vertical and gone downhill, but I have to go back and watch film and see how I can get better."

"We weren't very good in the red zone."

The Giants made five trips inside Dallas' 20-yard line. They scored just one touchdown, on Jones' one-yard throw to Cody Latimer in the second quarter. That was their only six-pointer. Aldrick Rosas, who missed the extra point after Latimer's touchdown, accounted for the rest of their scoring with field goals of 21, 25, 26 and 29 yards, the short distances further proof of the Giants' struggle to reach the end zone from in close.

"Scoring in the red zone was huge tonight," Jones said. "We didn't score touchdowns in a lot of those situations."

"I think the turnovers hurt us."

	1	2	3	4	OT	F
COWBOYS	3	10	3	21	0	37
GIANTS	3	9	3	3	0	18

### SCORING SUMMARY

Team	Qtr	Time	Play Description (Extra Point) (Drive Info)	Visitor	Home
Giants	1	13:23	A.Rosas 21 yd. Field Goal (4-5, 1:26)	0	3
Cowboys	1	8:19	B.Maher 35 yd. Field Goal (11-58, 5:04)	3	3
Giants	2	11:55	C.Latimer 1 yd. pass from D.Jones (kick failed, hru) (10-56, 5:14)	3	9
Giants	2	2:50	A.Rosas 25 yd. Field Goal (12-73, 6:26)	3	12
Cowboys	2	0:52	B.Jarwin 42 yd. pass from D.Prescott (B.Maher kick) (6-75, 1:58)	10	12
Cowboys	2	0:00	B.Maher 52 yd. Field Goal (4-5, 0:25)	13	12
Cowboys	3	4:43	B.Maher 28 yd. Field Goal (7-39, 2:50)	16	12
Giants	3	0:27	A.Rosas 26 yd. Field Goal (8-44, 4:16)	16	15
Cowboys	4	12:40	M.Gallup 15 yd. pass from D.Prescott (B.Maher kick) (9-75, 2:47)	23	15
Giants	4	11:50	A.Rosas 29 yd. Field Goal (5-65, 0:50)	23	18
Cowboys	4	7:56	A.Cooper 45 yd. pass from D.Prescott (B.Maher kick) (8-89, 3:54)	30	18
Cowboys	4	0:06	J.Lewis 63 yd. fumble return (B.Maher kick)	37	18

### TEAM STATS

	COWBOYS	GIANTS
FIRST DOWNS	24	20
FIRST DOWN (RUSH)	11	6
FIRST DOWN (PASS)	10	11
FIRST DOWN (PENALTY)	3	3
TOTAL YDS	429	217
RUSHES-YDS	30-172	22-100
AVG. RUSH GAIN	5.7	4.5
PASS-COMP-ATT-INT	35-22-1	41-26-1
PASSINGS YDS	257	210
KICKOFFS	7	6
PUNTS-AVG.	2-40.0	3-47.3
RETURN YDS.	84	208
PENALTIES-YARDS	10-104	8-71
FUMBLES-LOST	2-1	2-2
TOUCHDOWNS	4	1
RUSHING TDS	0	0
PASSING TDS	3	1
FUMBLES	0	1
EXTRA POINTS-ATTEMPTS	4-4	0-1
FG MADE-ATT	3-4	4-4
RED ZONE EFF	33%	20%
TIME OF POSSESSION	28:04	31:56

### TOP INDIVIDUAL PERFORMANCES

	COWBOYS	GIANTS
Rushing Yards	Elliott - 139	Jones - 54
Receiving Yards	Cooper - 80	Barkley - 67
Passing Yards	Prescott - 257	Jones - 210
Touchdowns	Cooper - 1	Latimer - 1
	Gallup - 1	
	Jarwin - 1	
Field Goals (long)	Maher - 3 (52)	Rosas - 4 (29)
Tackles (solo)	Lee - 12 (9)	Peppers - 12 (9)
	Smith - 12 (4)	
Sacks	Lawrence - 1.0	-
	Bennett - 1.0	
	Armstrong - 1.0	
Interceptions	Woods - 1	Bethea - 1



# GAME 10

## GIANTS AT JETS

NOVEMBER 10, 2019  
JETS 34, GIANTS 27



EAST RUTHERFORD, N.J. — In the quiet of the Giants' postgame locker room late Sunday afternoon, a reporter offered Saquon Barkley several choices when asking, "what's the emotion for you right now?"

"Frustration, disappointment, anger, everything you said," Barkley replied. "No one wants to be 2-8, no one wants to have a losing record. Everyone's upset, everyone's frustrated."

The Giants can't escape those feelings now. They head into their bye week with a six-game losing streak after their 34-27 loss to the Jets in MetLife Stadium. The Giants fell behind early, 14-0, rallied to take a six-point lead, but surrendered the final 13 points of the game — 10 in the fourth quarter — to a team that was last in the NFL in both scoring and yardage. The Giants have been outscored in the fourth quarter this season, 68-38.

"We all understand the importance of every game, especially this game," coach Pat Shurmur said. "It was a hard-fought game. We found a way to be down 14 points, and then we found a way to be up. Then we found a way to be down and we lost it. That's the reality of it."

"It's tough and it hurts," wide receiver Golden Tate said. "The way we planned it, obviously, is a lot better than that. We struggled when we needed to make some plays in crucial moments late in the game."

The Giants opened the game with four offensive starters inactive because of injury: wide receiver Sterling Shepard (concussion), tight end Evan Engram (foot), center Jon Halapio (hamstring) and right tackle Mike Remmers (back). In the second quarter, they lost left tackle Nate Solder to a concussion. That left a line, which collectively had missed one snap in the first nine games, playing with three substitutes — Spencer Pulley at center, Nick Gates at right tackle and Eric Smith at left tackle. It was Gates' first career start and Smith's first career appearance.

Even with three substitute linemen, the next few words are hard to fathom: Barkley, the reigning NFL Offensive Rookie of the Year, carried the ball 13 times and gained just one yard.

	1	2	3	4	OT	F
GIANTS	0	13	14	0	0	27
JETS	14	0	10	10	0	34

### SCORING SUMMARY

Team	Qtr	Time	Play Description (Extra Point) (Drive Info)	Visitor	Home
Jets	1	7:21	S.Darnold 2 yd. run (S.Ficken kick) (13-75, 7:39)	0	7
Jets	1	1:35	J.Crowder 23 yd. pass from S.Darnold (S.Ficken kick) (9-50, 4:05)	0	14
Giants	2	12:26	D.Slayton 5 yd. pass from D.Jones (A.Rosas kick) (8-75, 4:09)	7	14
Giants	2	5:24	D.Slayton 39 yd. pass from D.Jones (pass failed) (7-61, 4:05)	13	14
Jets	3	14:13	J.Adams 25 yd. fumble return (S.Ficken kick)	13	21
Giants	3	11:51	G.Tate 61 yd. pass from D.Jones (kick failed, wr) (5-75, 2:22)	19	21
Giants	3	5:21	G.Tate 15 yd. pass from D.Jones (D.Jones-B.Fowler pass) (9-64, 5:01)	27	21
Jets	3	1:42	S.Ficken 53 yd. Field Goal (9-46, 3:39)	27	24
Jets	4	14:52	L.Bell 1 yd. run (S.Ficken kick) (3-70, 1:01)	27	31
Jets	4	7:36	S.Ficken 35 yd. Field Goal (8-76, 4:27)	27	34

### TEAM STATS

	GIANTS	JETS
FIRST DOWNS	15	18
FIRST DOWN (RUSH)	1	5
FIRST DOWN (PASS)	11	10
FIRST DOWN (PENALTY)	3	3
TOTAL YDS	281	294
RUSHES-YDS	17-23	29-76
AVG. RUSH GAIN	1.4	2.6
PASS-COMP-ATT-INT	40-26-0	30-19-0
PASSINGS YDS	258	218
KICKOFFS	5	7
PUNTS-AVG.	6-53.5	5-45.6
RETURN YDS.	42	67
PENALTIES-YARDS	6-62	7-54
FUMBLES-LOST	4-2	0-0
TOUCHDOWNS	4	4
RUSHING TDS	0	2
PASSING TDS	4	1
FUMBLES	2	0
EXTRA POINTS-ATTEMPTS	1-2	4-4
FG MADE-ATT	0-0	2-3
RED ZONE EFF	100%	67%
TIME OF POSSESSION	29:16	30:44

### TOP INDIVIDUAL PERFORMANCES

	GIANTS	JETS
Rushing Yards	Jones - 20	Bell - 34
Receiving Yards	Slayton - 121	Thomas - 84
Passing Yards	Jones - 308	Darnold - 230
Touchdowns	Tate - 2	Bell - 1
	Slayton - 2	Crowder - 1
Field Goals (long)	-	Ficken - 2 (53)
Tackles (solo)	Adams - 9 (8)	Tomlinson - 9 (7)
Sacks	Adams - 2.0	Tomlinson - 1.0
		Golden - 1.0
Interceptions	-	-



# GAME 11

## GIANTS AT CHICAGO

NOVEMBER 24, 2019  
BEARS 19, GIANTS 14



CHICAGO — Saquon Barkley is keeping the faith.

He retains it despite the Giants' 2-9 record. Despite gaining one yard on 13 rushing attempts two weeks ago and one yard on two catches in Week 12, when he also dropped a third-down pass that he might have run a long way. And he keeps it though the Giants lost their seventh consecutive game, 19-14, to the Chicago Bears in Soldier Field.

Barkley doesn't know when they will arrive, when he is sure the Giants will one day bask in the sunshine he is certain at the end of this long, dark tunnel.

"It's upsetting," Barkley said in the Giants' quiet postgame locker room. "I mean, when you look at our team, you see how much talent we have and the great coaches that we have, too. You wouldn't expect us to be 2-9 like where we are now. We have so much talent, but things just, I don't know why, for some reason, things just don't go our way in games. But hey, those are growing pains. That's why I keep telling the guys, just live and learn from it. When we do turn this thing around, these are going to be the moments that we appreciate because when we do turn this thing around, which I do believe is going to be very soon, we're going to laugh at moments like these."

No one is laughing now, because a two-month losing streak is painful for everyone.

"Losing is not fun for anybody," said linebacker Alec Ogletree, who picked off his first pass of the season. "We haven't won in seven, eight weeks or something like that. It's frustrating for sure to keep losing. Not win games. We got five more opportunities to try and get a win. We got to look forward to that."

"It's tough," quarterback Daniel Jones said. "No one likes to lose. Everyone in this locker room, everyone that's a part of the organization is trying to do all we can to correct it. We have to keep doing that and look at what we're doing and get better because right now, it's not good enough."

	1	2	3	4	OT	F
GIANTS	0	7	0	7	0	14
BEARS	0	3	16	0	0	19

### SCORING SUMMARY

Team	Qtr	Time	Play Description (Extra Point) (Drive Info)	Visitor	Home
Giants	2	7:38	K.Smith 3 yd. pass from D.Jones (A.Rosas kick) (6-42, 3:24)	7	0
Bears	2	0:08	E.Pineiro 26 yd. Field Goal (9-59, 1:47)	7	3
Bears	3	12:12	A.Robinson 32 yd. pass from M.Trubisky (E.Pineiro kick) (5-60, 2:48)	7	10
Bears	3	7:09	E.Pineiro 24 yd. Field Goal (8-88, 2:38)	7	13
Bears	3	5:19	M.Trubisky 2 yd. run (kick failed, wl) (3-3, 1:35)	7	19
Giants	4	4:10	G.Tate 23 yd. pass from D.Jones (A.Rosas kick) (11-97, 4:55)	14	19

### TEAM STATS

	GIANTS	BEARS
FIRST DOWNS	14	20
FIRST DOWN (RUSH)	4	5
FIRST DOWN (PASS)	9	14
FIRST DOWN (PENALTY)	1	1
TOTAL YDS	243	335
RUSHES-YDS	21-109	26-65
AVG. RUSH GAIN	5.2	2.5
PASS-COMP-ATT-INT	36-21-0	41-25-2
PASSINGS YDS	134	270
KICKOFFS	3	5
PUNTS-AVG.	5-51.4	6-41.7
RETURN YDS.	138	1
PENALTIES-YARDS	6-35	6-53
FUMBLES-LOST	1-1	0-0
TOUCHDOWNS	2	2
RUSHING TDS	0	1
PASSING TDS	2	1
FUMBLES	1	0
EXTRA POINTS-ATTEMPTS	2-2	2-2
FG MADE-ATT	0-2	2-2
RED ZONE EFF	100%	25%
TIME OF POSSESSION	26:49	33:11

### TOP INDIVIDUAL PERFORMANCES

	GIANTS	BEARS
Rushing Yards	Barkley - 59	Cohen - 25
Receiving Yards	Slayton - 67	Robinson - 131
Passing Yards	Jones - 150	Trubisky - 278
Touchdowns	Tate - 1 Smith - 1	Bell - 1 Robinson - 1 Trubisky - 1
Field Goals (long)	-	Pineiro - 2 (26)
Tackles (solo)	Ballentine - 9 (8)	Clinton-Dix - 7 (5)
Sacks	Golden - 1.0 Carter - 1.0	Mack - 1.0
Interceptions	Ogletree - 1 Love - 1	-

# GAME 12

## GIANTS VS. PACKERS

DECEMBER 1, 2019

PACKERS 31, GIANTS 13



EAST RUTHERFORD, N.J. — Aaron Rodgers' first season as the Green Bay Packers' starting quarterback was 2008. That year, Rodgers twice threw three interceptions, in games the Packers lost to Tampa Bay and New Orleans by a combined 31 points.

On Sunday, Giants rookie Daniel Jones had his second three-interception game of the season in a 31-13 loss to the Packers in MetLife Stadium. He also threw three picks at New England on Oct. 10. The Giants lost those two games by a combined 39 points.

Comparing almost any quarterback to Aaron Rodgers, particularly a rookie, is risky business. But the Giants firmly believe Jones has the talent to be a very successful NFL quarterback, perhaps someday occupying the rarified territory shared by Rodgers and few others.

As the Giants were reminded in Week 13, that would be a very good thing.

Rodgers threw four touchdown passes — two to Davante Adams and one each to Allen Lazard and Marcedes Lewis — and did not throw an interception as the Packers improved to 9-3 and the Giants lost their eighth consecutive game to fall to 2-10. Facing a secondary that often lined up with three rookies and/or a first-year pro playing his third game, Rodgers completed 21 of 33 passes for 243 yards, posted a passer rating of 125.4 and was not sacked. He was completely unbothered playing the first half in a snow storm and the second in a downpour, hardly a surprise for a player who has thrived in Green Bay for 12 years.

"One of the best quarterbacks out there," Giants safety Michael Thomas said. "And you're talking about pure just arm talent, not like quarterback play, but just pure arm talent. He's one of the best in the game, if not the best. Point blank. Period."

"Just a true competitor," linebacker Alec Ogletree said of Rodgers. "A guy that can do it all. He obviously is going to be wearing a gold jacket when he gets done playing and he's still one of my favorite quarterbacks in the league. You know he just goes out there and does his job and gets the guys around him going, too."

	1	2	3	4	OT	F
PACKERS	14	3	0	14	0	31
GIANTS	7	3	3	0	0	13

### SCORING SUMMARY

Team	Qtr	Time	Play Description (Extra Point) (Drive Info)	Visitor	Home
Packers	1	8:43	D.Adams 8 yd. pass from A.Rodgers (M.Crosby kick) (7-72, 3:54)	7	0
Giants	1	3:16	S.Shepard 18 yd. pass from D.Jones (A.Rosas kick) (11-71, 5:27)	7	7
Packers	1	1:15	A.Lazard 37 yd. pass from A.Rodgers (M.Crosby kick) (5-66, 2:01)	14	7
Packers	2	12:02	M.Crosby 47 yd. Field Goal (7-24, 2:36)	17	7
Giants	2	2:31	A.Rosas 27 yd. Field Goal (18-66, 9:31)	17	10
Giants	3	6:37	A.Rosas 45 yd. Field Goal (10-52, 5:11)	17	13
Packers	4	14:22	D.Adams 17 yd. pass from A.Rodgers (M.Crosby kick) (14-75, 7:15)	24	13
Packers	4	7:05	M.Lewis 1 yd. pass from A.Rodgers (M.Crosby kick) (8-38, 3:55)	31	13

### TEAM STATS

	PACKERS	GIANTS
FIRST DOWNS	19	20
FIRST DOWN (RUSH)	2	7
FIRST DOWN (PASS)	13	12
FIRST DOWN (PENALTY)	4	1
TOTAL YDS	322	335
RUSHES-YDS	26-79	27-95
AVG. RUSH GAIN	3.0	3.5
PASS-COMP-ATT-INT	33-21-0	37-20-3
PASSINGS YDS	243	240
KICKOFFS	6	4
PUNTS-AVG.	3-46.7	1-47.0
RETURN YDS.	75	128
PENALTIES-YARDS	7-54	4-31
FUMBLES-LOST	2-0	1-0
TOUCHDOWNS	4	1
RUSHING TDS	0	0
PASSING TDS	4	1
FUMBLES	0	0
EXTRA POINTS-ATTEMPTS	4-4	1-1
FG MADE-ATT	1-1	2-2
RED ZONE EFF	100%	33%
TIME OF POSSESSION	28:43	31:17

### TOP INDIVIDUAL PERFORMANCES

	PACKERS	GIANTS
Rushing Yards	Williams - 41	Barkley - 83
Receiving Yards	Adams - 64	Smith - 70
Passing Yards	Rodgers - 240	Jones - 243
Touchdowns	Adams - 2	Shepard - 1
Field Goals (long)	Crosby - 1 (47)	Rosas - 2 (45)
Tackles (solo)	Martinez - 10 (7)	Ogletree - 9 (5)
Sacks	-	-
Interceptions	Savage - 1	-
	Williams - 1	
	King - 1	



# RECORD BOOK



# GIANTS ALL-TIME TOP 10

## TOP TEN RUSHERS

(Based on Rushing Yardage)

Player	Years	Attempts	Yards	Avg	Lg	TDs
1. Tiki Barber	1997-06	2,217	10,449	4.7	95†	55
2. Rodney Hampton	1990-97	1,824	6,897	3.8	63†	49
3. Joe Morris	1982-89	1,318	5,296	4.0	65†	48
4. Brandon Jacobs	2005-11, 13	1,136	5,087	4.5	73	60
5. Alex Webster	1955-64	1,196	4,638	3.9	71	39
6. Ahmad Bradshaw	2007-12	921	4,232	4.6	88	32
7. Ron Johnson	1970-75	1,066	3,836	3.6	68	33
8. Frank Gifford	1952-60, 62-64	840	3,609	4.3	79	34
9. Doug Kotar	1974-81	900	3,380	3.8	53	20
10. Eddie Price	1950-55	846	3,292	3.9	80	20

## TOP TEN PASSERS

(Based on Passing Yardage)

Player	Years	Att.	Comp.	Yards	Pct.	TDs	Ints
1. <b>Eli Manning</b>	<b>2004-19</b>	<b>8,061</b>	<b>4,860</b>	<b>56,537</b>	<b>60.3</b>	<b>362</b>	<b>241</b>
2. Phil Simms	1979-93	4,647	2,576	33,462	55.4	199	157
3. Charlie Conerly	1948-61	2,833	1,418	19,488	50.0	173	167
4. Kerry Collins	1999-03	2,473	1,447	16,875	58.5	81	70
5. Fran Tarkenton	1967-71	1,898	1,051	13,905	55.4	103	72
6. Y.A. Tittle	1961-64	1,308	731	10,439	55.9	96	68
7. Dave Brown	1992-97	1,391	766	8,806	55.1	40	49
8. Scott Brunner	1980-83	986	482	6,121	48.9	28	48
9. Craig Morton	1974-76	884	461	5,734	52.1	29	49
10. Norm Snead	1972-74,76	713	416	4,644	58.4	27	45

## TOP TEN RECEIVERS

(Based on Number of Receptions)

Player	Years	No.	Yards	Avg	Lg	TD
1. Amani Toomer	1996-08	668	9,497	14.2	82	54
2. Tiki Barber	1997-06	586	5,183	8.8	87	12
3. Joe Morrison	1959-72	395	4,993	12.6	70	47
4. Odell Beckham, Jr.	2014-18	390	5,476	14.0	87†	44
5. Jeremy Shockey	2002-07	371	4,228	11.4	59	27
6. Ike Hilliard	1997-04	368	4,630	12.6	59	27
7. Frank Gifford	1952-60, 62-64	367	5,434	14.8	77	43
8. Chris Calloway	1992-98	334	4,710	14.1	68	27
9. Bob Tucker	1970-77	327	4,376	13.4	63	22
10. Hakeem Nicks	2009-13, 15	318	4,676	14.7	68	27

# GIANTS ALL-TIME TOP 10

## TOP TEN SCORERS

(Based on Total Points)

Player	Years	Touchdowns			Ret	2pt. Conv.	Kicking		Total Pts.
		Tot	Rush	Rec			FGs	PATs	
1. Pete Gogolak	1966-74	0	0	0	0		126	268	646
2. Lawrence Tynes	2007-12	0	0	0	0		122	220	586
3. Brad Daluiso	1993-00	0	0	0	0		123	157	526
4. Frank Gifford	1952-64	78	34	43	1		2	10	484
5. Joe Danelo	1976-82	0	0	0	0		104	170	482
6. Tiki Barber	1997-06	68	55	12	1	4	0	0	416
7. Josh Brown	2013-16	0	0	0	0		88	128	392
8. Joe Morrison	1959-72	65	18	47	0		0	0	390
9. Brandon Jacobs	2005-11, 2013	64	60	4	0	1	0	0	386
10. Amani Toomer	1996-08	58	1	54	3		0	0	348

## TOP TEN INTERCEPTORS

(Based on Number of Interceptions)

	Player	Years	No	Ret. Yds	Avg	TD
1.	Emlen Tunnell	1949-58	74	1,240	16.8	4
2.	Jim Patton	1955-66	52	712	13.7	2
3.	Carl Lockhart	1965-75	41	475	11.6	3
4.	Willie Williams	1965, 67-73	35	462	13.2	0
5.	Dick Lynch	1959-66	35	568	16.2	4
6.	Tom Landry	1950-55	31	360	11.6	3
7.	Terry Kinard	1983-89	27	574	21.3	2
8.	Terry Jackson	1978-83	24	282	11.8	2
9.	Phillippi Sparks	1992-99	22	163	7.4	0
10.	Corey Webster	2005-12	20	226	11.3	1
	Frank Reagan	1941, 46-48	20	376	18.8	0
	Howard Livingston	1944-47	20	375	18.8	1

## TOP TEN PUNT RETURNERS

(Based on Return Yardage)

	Player	Years	No	FC	Yds.	Avg.	Long	TD
1.	David Meggett	1989-94	202	80	2,230	11.0	76†	6
2.	Emlen Tunnell	1948-58	261	NA	2,214	8.5	81	5
3.	Phil McConkey	1984-88	213	84	1,708	8.0	37	0
4.	Tiki Barber	1997-01	122	45	1,177	9.6	85†	1
5.	Amani Toomer	1996-01	109	52	1,060	9.7	81†	3
6.	Leon Bright	1981-83	106	0	852	8.0	55	0
7.	Chad Morton	2005-06	76	29	721	9.5	58	1
8.	Domenik Hixon	2007-12	49	33	565	11.5	79†	1
9.	Dwayne Harris	2015-17	70	26	559	8.0	80†	1
10.	Bob Hammond	1976-79	60	14	512	8.5	68†	1

# GIANTS ALL-TIME TOP 10

## TOP TEN KICKOFF RETURNERS

(Based on Return Yardage)

	Player	Years	No	Yds.	Avg.	Long	TD
1.	Clarence Childs	1964-67	126	3,163	25.1	100	2
2.	David Meggett	1989-94	146	2,989	20.5	92t	1
3.	Willie Ponder	2003-05	71	1,872	26.4	95t	2
4.	Ahmad Bradshaw	2007-12	77	1,788	23.2	68	0
5.	Rocky Thompson	1971-73	65	1,768	27.2	93	2
6.	David Wilson	2012-14	66	1,755	26.6	97t	1
7.	David Patten	1997-99	84	1,724	20.5	90t	1
8.	Domenik Hixon	2007-12	68	1,692	24.9	83	1
9.	Joe Scott	1948-53	54	1,467	27.2	NA	1
10.	Ron Dixon	2000-01	65	1,303	20.0	44	0

## TOP TEN SACK LEADERS

(official statistic only since 1982)

	Player	Years	Sacks
1.	Michael Strahan	1993-07	141.5
2.	Lawrence Taylor	1981-93	132.5
3.	Leonard Marshall	1983-92	79.5
4.	Osi Umenyiora	2003-12	75.0
5.	Keith Hamilton	1992-03	63.0
6.	Justin Tuck	2005-13	60.5
7.	Jason Pierre-Paul	2010-17	58.5
8.	George Martin	1975-88	46.0
9.	Mathias Kiwanuka	2006-13	38.5
10.	Carl Banks	1984-92	36.0

\*Taylor had 9.5 sacks as a rookie in 1981, the year before they became an official statistic.



LAWRENCE TAYLOR

# GIANTS INDIVIDUAL RECORDS

## SERVICE

### MOST SEASONS, ACTIVE PLAYER

15	Michael Strahan (1993-07)
15	Phil Simms (1979-93)
15	Mel Hein (1931-45)
16	<b>Eli Manning (2004-19)</b>
14	George Martin (1975-88)
14	Joe Morrison (1959-72)
14	Charlie Conerly (1948-61)
13	<b>Zak DeOssie (2007-19)</b>
13	Amani Toomer (1996-08)
13	Howard Cross (1989-01)
13	Lawrence Taylor (1981-93)
13	Harry Carson (1976-88)
13	Greg Larson (1961-73)
13	Jim Katcavage (1956-68)
13	Rosie Brown (1953-65)

### MOST GAMES PLAYED, CAREER

234	<b>Eli Manning (2004-19)</b>
216	Michael Strahan (1993-07)
207	Howard Cross (1989-01)
201	George Martin (1975-88)
199	<b>Zak DeOssie (2007-19)</b>
190	Amani Toomer (1996-08)
184	Lawrence Taylor (1981-93)
184	Joe Morrison (1959-72)
179	Greg Larson (1961-73)
173	Keith Hamilton (1992-03)
173	Harry Carson (1976-88)

### MOST SEASONS, HEAD COACH

23	Steve Owen (1931-53)
12	Tom Coughlin (2004-15)
8	Bill Parcells (1983-90)
8	Allie Sherman (1961-68)
7	Jim Fassel (1997-03)

## SCORING

### MOST SEASONS LEADING LEAGUE

1	Jay Feely (2005)(kickers only)
1	Don Chandler (1963)
1	Gene Roberts (1949) tied
1	Ken Strong (1933) tied

### MOST POINTS, CAREER

646	Pete Gogolak (1966-74) (268-pat, 126-fg)
586	Lawrence Tynes (2007-12) (220-pat, 122-fg)
526	Brad Daluiso (1993-00) (157-pat, 123-fg)
484	Frank Gifford (1950-60, 62-64) (78-td, 10-pat, 2-fg)

### MOST POINTS, SEASON

148	Jay Feely 2005 (43-pat, 35-fg)
145	Lawrence Tynes 2012 (46-pat, 33-fg)
143	John Carney 2008 (38-pat, 35-fg)
134	Josh Brown 2015 (44-pat, 30-fg)
127	<b>Aldrick Rosas 2018 (31-pat, 32-fg)</b>
127	Ali Haji-Sheikh 1983 (22-pat, 35-fg)
126	Lawrence Tynes 2009 (45-pat, 27-fg)
126	Joe Morris 1985 (21-tds)
108	Matt Bryant 2002 (30-pat, 26-fg)

### MOST POINTS, ROOKIE SEASON

127	Ali Haji-Sheikh 1983 (22-pat, 35-fg)
108	Matt Bryant 2002 (30-pat, 26-fg)

### MOST POINTS, GAME

24	Rodney Hampton, vs. New Orleans, Sept. 24, 1995
24	Earnest Gray, at St. Louis, Sept. 7, 1980
24	Ron Johnson, at Philadelphia, Oct. 2, 1972
20	Joe Danelo, at Seattle, Oct. 18, 1981

### MOST CONSECUTIVE GAMES SCORING

61	Lawrence Tynes (2009-12)
61	Pete Gogolak (1969-73)

## TOUCHDOWNS

### MOST SEASONS LEADING LEAGUE

2	Bill Paschal (1943 tied, 1944 tied)
1	Joe Morris (1985)
1	Homer Jones (1967)
1	Gene Roberts (1949)

### MOST TOUCHDOWNS, CAREER

78	Frank Gifford (1952-60, 62-64)
68	Tiki Barber (1997-06)
65	Joe Morrison (1959-72)
64	Brandon Jacobs (2005-11, 13)
58	Amani Toomer (1996-2008)

### MOST TOUCHDOWNS, SEASON

21	Joe Morris (1985)
17	Gene Roberts (1949)
15	<b>Saquon Barkley (2018)</b>
15	Brandon Jacobs (2008)
15	Tiki Barber (2004)
15	Joe Morris (1986)
14	Rodney Hampton (1992)
14	Ottis Anderson (1989)
14	Joe Morris (1986)
14	Ron Johnson (1972)
14	Homer Jones (1967)

### MOST TOUCHDOWNS, ROOKIE SEASON

15	<b>Saquon Barkley (2018)</b>
12	Odell Beckham Jr. (2014)
12	Bill Paschal (1943)

### MOST TOUCHDOWNS, GAME

4	Rodney Hampton, vs. New Orleans, Sept. 24, 1995
4	Earnest Gray, at St. Louis, Sept. 7, 1980
4	Ron Johnson, at Philadelphia, Oct. 2, 1972
3	By many players
	<b>Last: Saquon Barkley, vs. Tampa Bay, Nov. 18, 2018</b>

### MOST CONSECUTIVE GAMES SCORING TOUCHDOWNS

10	Frank Gifford (1957-58)
7	Tiki Barber (2004)
7	Kyle Rote (1959-60)
7	Bill Paschal (1944)
6	Plaxico Burress (2007)
6	Tiki Barber (2004-05)
6	Joe Morris (1985-86)
6	Frank Gifford (1953)

# GIANTS INDIVIDUAL RECORDS

## POINTS AFTER TOUCHDOWN

### MOST SEASONS LEADING LEAGUE

- 1 Don Chandler (1963)
- 1 Pat Summerall (1961)
- 1 Ward Cuff (1938)

### MOST POINTS AFTER TOUCHDOWN

#### ATTEMPTED, CAREER

- 277 Pete Gogolak (1966-74)
- 220 Lawrence Tynes (2007-12)
- 176 Joe Danelo (1976-82)
- 159 Ben Agajanian (1949, 54-57)
- 159 Brad Daluiso (19993-00)

### MOST POINTS AFTER TOUCHDOWN

#### ATTEMPTED, SEASON

- 56 Don Chandler (1963)
- 48 Don Chandler (1962)
- 46 Lawrence Tynes (2012)
- 46 Pat Summerall (1961)
- 45 Josh Brown (2015)

### MOST POINTS AFTER TOUCHDOWN

#### (NO MISSES), GAME

- 8 Pete Gogolak, vs. Philadelphia, Nov. 26, 1972
- 7 on occasions, Last: Josh Brown at New Orleans, Nov. 1, 2015

### MOST POINTS AFTER TOUCHDOWN, CAREER

- 268 Pete Gogolak (1966-74)
- 220 Lawrence Tynes (2007-12)
- 170 Joe Danelo (1976-82)
- 157 Brad Daluiso (1993-00)
- 157 Ben Agajanian (1949, 54-57)

### MOST POINTS AFTER TOUCHDOWN, SEASON

- 52 Don Chandler (1963)
- 47 Don Chandler (1962)
- 46 Lawrence Tynes (2012)
- 46 Pat Summerall (1961)
- 45 Lawrence Tynes (2009)

### MOST POINTS AFTER TOUCHDOWN, GAME

- 8 Pete Gogolak, vs. Philadelphia, Nov. 26, 1972
- 7 on 7 occasions, most recently by Lawrence Tynes, vs. New Orleans, Dec. 9, 2012

### MOST CONSECUTIVE POINTS AFTER TOUCHDOWN

- 204 Lawrence Tynes (2007-2012)
- 133 Pete Gogolak (1967-72)
- 126 Pat Summerall (1958-61)
- 85 Brad Daluiso (1993-00)
- 82 Josh Brown (2013-15)

### MOST POINTS AFTER TOUCHDOWN

#### (NO MISSES), SEASON

- 46 Lawrence Tynes (2012)
- 46 Pat Summerall (1961)
- 45 Lawrence Tynes (2009)
- 44 Josh Brown (2014)
- 43 Lawrence Tynes (2010)
- 43 Lawrence Tynes (2011)
- 43 Jay Feely (2005)

## FIELD GOALS

### MOST SEASONS LEADING LEAGUE

- 3 Ward Cuff (1938, tied, 1939, 1943, tied)
- 1 Ali Haji-Sheikh (1983)
- 1 Pat Summerall (1959)
- 1 Ken Strong (1944)

### MOST FIELD GOALS ATTEMPTED, CAREER

- 219 Pete Gogolak (1966-74)
- 176 Joe Danelo (1976-82)
- 160 Brad Daluiso (1993-00)
- 146 Lawrence Tynes (2007-12)
- 112 Pat Summerall (1958-61)

### MOST FIELD GOALS ATTEMPTED, SEASON

- 42 Jay Feely (2005)
- 42 Ali Haji-Sheikh (1983)
- 41 Pete Gogolak (1970)
- 39 Lawrence Tynes (2012)
- 38 John Carney (2008)
- 38 Joe Danelo (1981)

### MOST FIELD GOALS ATTEMPTED, GAME

- 6 on six occasions, most recently by Jay Feely, vs. Washington, Oct. 30, 2005

### MOST FIELD GOALS, CAREER

- 126 Pete Gogolak (1966-74)
- 123 Brad Daluiso (1993-00)
- 122 Lawrence Tynes (2007-12)
- 104 Joe Danelo (1976-82)

### MOST FIELD GOALS, SEASON

- 35 John Carney (2008)
- 35 Jay Feely (2005)
- 35 Ali Haji-Sheikh (1983)
- 33 Lawrence Tynes (2012)
- 32 Aldrick Rosas (2018)**
- 30 Josh Brown (2015)
- 27 Lawrence Tynes (2009)
- 26 Matt Bryant (2002)

### MOST FIELD GOALS, GAME

- 6 Joe Danelo, at Seattle, Oct. 18, 1981
- 5 Josh Brown, at Tennessee, Dec. 7, 2014
- 5 Josh Brown, at Philadelphia, Oct. 27, 2013
- 5 Lawrence Tynes, at Dallas, Oct. 28, 2012
- 5 Lawrence Tynes, at Carolina, Sept. 20, 2012
- 5 Jay Feely, vs. Washington, Oct. 30, 2005
- 5 Steve Christie, at Cincinnati, Dec. 26, 2004
- 5 Raul Allegre, at Minnesota, Nov. 16, 1986
- 5 Eric Schubert, vs. Tampa Bay, Nov. 3, 1985
- 5 Ali Haji-Sheikh, at Washington, Dec. 17, 1983

### MOST CONSECUTIVE GAME

#### KICKING FIELD GOALS

- 26 Lawrence Tynes (2011-12)
- 18 Joe Danelo (1977-79)
- 15 Lawrence Tynes (2009)
- 15 Jay Feely (2005)
- 15 Raul Allegre (1987-89)
- 15 Ali Haji-Sheikh (1983)
- 14 Aldrick Rosas (2017-18)**



# GIANTS INDIVIDUAL RECORDS

## MOST CONSECUTIVE SUCCESSFUL FIELD GOAL ATTEMPTS

- 29 Josh Brown (2014-15)
- 20 Aldrick Rosas (2018-2019)**
- 17 Josh Brown (2013)
- 16 Lawrence Tynes (2010)
- 14 Ali Haji-Sheikh (1983)
- 14 Brad Daluiso (1996)
- 14 John Carney (2008)

## LONGEST FIELD GOAL (IN YARDS)

- 57 Aldrick Rosas, vs. Chicago Bears, Dec. 2, 2018**
- 56 Ali Haji-Sheikh, at Detroit, Nov. 7, 1983
- 56 Ali Haji-Sheikh, vs. Green Bay, Sept. 26, 1983
- 55 Joe Danelo, vs. New Orleans, Sept. 20, 1981
- 54 on four occasions, most recently by  
Brad Daluiso, vs. Phoenix, Nov. 28, 1993
- 53 on eight occasions, most recently by  
Aldrick Rosas, at Carolina, Oct. 8, 2018**
- 52 on 13 occasions, most recently by  
Aldrick Rosas, vs. Tampa Bay, Nov. 18, 2018**
- 51 on ten occasions, most recently by  
Aldrick Rosas, at Philadelphia, Nov. 15, 2018**
- 50 on 16 occasions, most recently by  
Aldrick Rosas, vs. L.A. Rams, Nov. 5, 2017**

## HIGHEST FIELD GOAL PERCENTAGE, CAREER (50 ATTEMPTS)

- 91.7 Josh Brown 88-96 (2013-16)
- 84.1 Jay Feely 58-69 (2005-06)
- 83.6 Lawrence Tynes 122-146 (2007-12)
- 82.9 Aldrick Rosas 58-70 (2017-19)**
- 76.9 Brad Daluiso 123-160 (1993-00)
- 75.3 Matt Bahr 55-73 (1990-92)

## HIGHEST FIELD GOAL PERCENTAGE, SEASON (14 ATTEMPTS)

- 97.0 Aldrick Rosas 32-33 (2018)**
- 93.8 Josh Brown 30-32 (2015)
- 92.3 Josh Brown 24-26 (2014)
- 92.1 John Carney 35-38 (2008)
- 88.9 Brad Daluiso 24-27 (1996)
- 88.5 Josh Brown 23-26 (2013)
- 85.7 Cary Blanchard 18-21 (1999)

## MOST FIELD GOALS, 50 OR MORE YARDS, CAREER

- 9 Joe Danelo (1976-82)
- 8 Josh Brown (2013-15)
- 7 Aldrick Rosas (2017-2018)**
- 6 Brad Daluiso (1993-00)
- 5 Lawrence Tynes (2007-12)
- 3 Jay Feely (2005)
- 3 Steve Christie (2004)
- 3 Raul Allegre (1986-91)
- 3 Ali Haji-Sheikh (1983-85)

## MOST FIELD GOALS, 50 OR MORE YARDS, SEASON

- 4 Aldrick Rosas (2018)**
- 4 Josh Brown (2014)
- 3 Aldrick Rosas (2017)**
- 3 Josh Brown (2015)
- 3 Jay Feely (2005)
- 3 Steve Christie (2004)
- 3 Joe Danelo (1981)
- 2 Lawrence Tynes (2010)
- 2 Morten Andersen (2001)
- 2 Brad Daluiso (1995)
- 2 Raul Allegre (1987)

## SAFETIES

### MOST SAFETIES, SEASON

- 1 by many players
- Last: Rashad Jennings, vs. Washington, Sept. 24, 2015  
(blocked punt)

### MOST SAFETIES, GAME

- 1 by many players
- Last: Rashad Jennings, vs. Washington, Sept. 24, 2015  
(blocked punt)

### MOST SAFETIES, CAREER

- 3 Jim Katcavage (1956-68)
- 2 Leonard Marshall (1983-92)
- 1 by many players

## RUSHING

### MOST SEASONS LEADING LEAGUE

- 2 Bill Pascal (1943-44)
- 1 Eddie Price (1951)
- 1 Tuffy Leemans (1936)

### MOST ATTEMPTS, CAREER

- 2,217 Tiki Barber (1997-06)
- 1,824 Rodney Hampton (1990-97)
- 1,318 Joe Morris (1982-89)
- 1,196 Alex Webster (1955-64)
- 1,136 Brandon Jacobs (2005-11, 13)

### MOST ATTEMPTS, SEASON

- 357 Tiki Barber (2005)
- 341 Joe Morris (1986)
- 327 Rodney Hampton (1994)
- 327 Tiki Barber (2006)
- 325 Otis Anderson (1989)
- 322 Tiki Barber (2004)
- 307 Joe Morris (1988)

### MOST ATTEMPTS, GAME

- 43 Butch Woolfolk, at Philadelphia, Nov. 20, 1983
- 41 Rodney Hampton, vs. Rams, Sept. 19, 1993
- 38 Joe Montgomery, vs. New York Jets, Dec. 5, 1999
- 38 Harry Newman, vs. Green Bay, Nov. 11, 1934
- 36 Joe Morris, vs. Pittsburgh, Dec. 21, 1985
- 36 Ron Johnson, at Philadelphia, Oct. 2, 1972
- 34 on four occasions, most recently by  
Rashad Jennings, vs. Houston, Sept. 21, 2014
- 33 on three occasions, most recently by  
Rodney Hampton, vs. New Orleans, Sept. 24, 1995
- 32 on five occasions, most recently by  
Tiki Barber, at Philadelphia, Dec. 11, 2005
- 31 on two occasions, most recently by  
Joe Morris, vs. Kansas City, Dec. 11, 1988

### MOST YARDS GAINED, CAREER

- 10,449 Tiki Barber (1997-06)
- 6,897 Rodney Hampton (1990-97)
- 5,296 Joe Morris (1982-89)
- 5,087 Brandon Jacobs (2005-11, 2013)
- 4,638 Alex Webster (1955-64)
- 4,232 Ahmad Bradshaw (2007-12)
- 3,836 Ron Johnson (1970-75)

# GIANTS INDIVIDUAL RECORDS

## MOST YARDS GAINED, SEASON

1,860	Tiki Barber (2005)
1,662	Tiki Barber (2006)
1,518	Tiki Barber (2004)
1,516	Joe Morris (1986)
1,387	Tiki Barber (2002)
1,336	Joe Morris (1985)
<b>1,307</b>	<b>Saquon Barkley (2018)</b>
1,235	Ahmad Bradshaw (2010)
1,216	Tiki Barber (2003)
1,182	Rodney Hampton (1995)
1,182	Ron Johnson (1972)
1,141	Rodney Hampton (1992)
1,089	Brandon Jacobs (2008)
1,083	Joe Morris (1988)
1,077	Rodney Hampton (1993)
1,075	Rodney Hampton (1994)
1,063	Gary Brown (1998)
1,059	Rodney Hampton (1991)
1,027	Ron Johnson (1970)
1,025	Derrick Ward (2008)
1,023	Ottis Anderson (1989)
1,015	Ahmad Bradshaw (2012)

## MOST YARDS GAINED, GAME

234	Tiki Barber, at Washington, Dec. 30, 2006
220	Tiki Barber, vs. Kansas City, Dec. 17, 2005
218	Gene Roberts, vs. Chicago Cardinals, Nov. 12, 1950
215	Derrick Ward, vs. Carolina, Dec. 21, 2008
206	Tiki Barber, vs. Washington, Oct. 30, 2005
203	Tiki Barber, at Oakland, Dec. 31, 2005
203	Tiki Barber, vs. Philadelphia, Dec. 28, 2002
202	Joe Morris, vs. Pittsburgh, Dec. 21, 1985
200	Ahmad Bradshaw vs. Cleveland, Oct. 7, 2012
188	Bill Paschal, vs. Washington, Dec. 5, 1943
187	Rodney Hampton, at Dallas, Dec. 17, 1995
185	Tiki Barber, at Atlanta, Oct. 15, 2006

## MOST GAMES 100 YARDS OR MORE

### RUSHING, CAREER

38	Tiki Barber (1997-06)
19	Joe Morris (1982-89)
17	Rodney Hampton (1990-97)
13	Brandon Jacobs (2005-11, 2013)
12	Ahmad Bradshaw (2007-12)
11	Eddie Price (1950-55)
10	Ron Johnson (1970-75)

## MOST GAMES, 100 YARDS OR MORE

### RUSHING, SEASON

9	Tiki Barber (2004)
8	Tiki Barber (2005)
8	Tiki Barber (2006)
8	Joe Morris (1986)
<b>7</b>	<b>Saquon Barkley (2018)</b>
6	Gary Brown (1998)
6	Joe Morris (1985)
5	Brandon Jacobs (2007)
5	Rodney Hampton (1993)

## LONGEST RUN FROM SCRIMMAGE

95	Tiki Barber, at Oakland, Dec. 31, 2005
91	Hap Moran, vs. Green Bay, Nov. 23, 1930
88	Ahmad Bradshaw, at Buffalo, Dec. 23, 2007
80	Eddie Price, at Philadelphia, Dec. 9, 1951
79	Frank Gifford, vs. Washington, Nov. 29, 1959
78	Tiki Barber, vs. Arizona, Sept. 3, 2000

77	Bill Paschal, vs. Cleveland Rams, Nov. 4, 1945
----	--

## HIGHEST AVERAGE GAIN, CAREER (500 ATTEMPTS)

4.71	Tiki Barber, 1997-2006 (2,217-10,449)
4.60	Ahmad Bradshaw, 2007-2012 (921-4,232)
4.48	Brandon Jacobs, 2005-11, 2013 (1,136-5,087)
4.30	Frank Gifford, 1952-60, 62-64 (840-3,609)
4.14	Mel Triplett, 1955-60 (553-2,289)
4.02	Joe Morris, 1982-88 (1,318-5,296)

## HIGHEST AVERAGE GAIN, SEASON (QUALIFIERS)

5.63	Derrick Ward 2008 (182-1,025)
5.60	Brandon Jacobs 2010 (147-823)
5.58	Eddie Price 1950 (126-703)
5.21	Tiki Barber 2005 (357-1,860)
5.21	Tiki Barber 2001 (166-865)
5.15	Frank Gifford 1956 (159-819)
5.09	Frank Gifford 1959 (106-540)

## HIGHEST AVERAGE GAIN, GAME (10 ATTEMPTS)

14.33	Derrick Ward, vs. Carolina, Dec. 21, 2008 (15-215)
13.30	Frank Reagan, vs. Rams, Dec. 1, 1946 (10-133)
12.23	Tuffy Leemans, vs. Green Bay, Nov. 20, 1938 (13-159)
<b>12.14</b>	<b>Saquon Barkley, at Washington, Dec. 9, 2018 (14-170)</b>
11.43	Ernie Koy, at Washington, Oct. 1, 1967 (14-160)

## MOST RUSHING TOUCHDOWNS, CAREER

60	Brandon Jacobs (2005-11, 13)
55	Tiki Barber (1997-06)
49	Rodney Hampton (1990-97)
48	Joe Morris (1982-89)
39	Alex Webster (1955-64)
35	Ottis Anderson (1986-92)
34	Frank Gifford (1952-60, 62-64)

## MOST RUSHING TOUCHDOWNS, SEASON

21	Joe Morris (1985)
15	Brandon Jacobs (2008)
14	Rodney Hampton (1992)
14	Ottis Anderson (1989)
14	Joe Morris (1986)
13	Tiki Barber (2004)
11	Tiki Barber (2002)
11	Ottis Anderson (1990)
10	Rodney Hampton (1995)
10	Rodney Hampton (1991)
10	Bill Paschal (1943)

## MOST RUSHING TOUCHDOWNS, GAME

4	Rodney Hampton, vs. New Orleans, Sept. 24, 1995
3	on 16 occasions, most recently by Ahmad Bradshaw, vs. Buffalo, Oct. 16, 2011
<b>2</b>	<b>on many occasions, most recently by Saquon Barkley vs. Tampa Bay, Nov. 18, 2018</b>

## MOST CONSECUTIVE GAMES RUSHING FOR TOUCHDOWNS

7	Bill Paschal (1944)
6	Joe Morris (1985-86)
5	Andre Brown (2012)
5	Tiki Barber (2002)
5	Rodney Hampton (1991)
5	Ottis Anderson (1989)
5	Bill Gaiters (1961)



# GIANTS INDIVIDUAL RECORDS

## ALL-PURPOSE YARDS

### MOST ALL-PURPOSE YARDS, CAREER

17,359	Tiki Barber (1997-06)
10,924	Amani Toomer (1996-08)
9,862	Frank Gifford (1952-60, 1962-64)
8,750	Rodney Hampton (1990-97)

### MOST ALL-PURPOSE YARDS, SEASON

2,390	Tiki Barber (2005)
2,127	Tiki Barber (2006)
2,096	Tiki Barber (2004)
2,085	Tiki Barber (2000)
<b>2,028</b>	<b>Saquon Barkley (2018)</b>
1,989	Tiki Barber (2002)

### MOST ALL-PURPOSE YARDS, GAME

327	David Wilson (Dec. 9, 2012 vs. NO)
303	Domenik Hixon (Oct. 28, 2009 at NO)
279	Joe Scott (Nov. 14, 1948 vs. L.A. Rams)
276	Tiki Barber (Dec. 28, 2002 vs. Phila.)
269	Domenik Hixon (Nov. 23, 2008 at Arizona)
269	Del Shofner (Oct. 28, 1962 vs. Washington)
263	Tiki Barber (Dec. 31, 2005 vs. Oakland)

## PASSING

### MOST SEASONS LEADING LEAGUE

2	Ed Danowski (1935,1938)
1	Phil Simms (NFC, 1990)
1	Norm Snead (1972)
1	Y.A. Tittle (1963)
1	Charlie Conerly (1959)
1	Harry Newman (1933)

### MOST PASSES ATTEMPTED, CAREER

<b>8,061</b>	<b>Eli Manning (2004-19)</b>
4,647	Phil Simms (1979-93)
2,833	Charlie Conerly (1948-61)
2,473	Kerry Collins (1999-03)
1,898	Fran Tarkenton (1967-71)

### MOST PASSES ATTEMPTED, SEASON

<b>618</b>	<b>Eli Manning (2015)</b>
<b>601</b>	<b>Eli Manning (2014)</b>
<b>598</b>	<b>Eli Manning (2016)</b>
<b>589</b>	<b>Eli Manning (2011)</b>
<b>576</b>	<b>Eli Manning (2018)</b>
<b>571</b>	<b>Eli Manning (2017)</b>
568	Kerry Collins (2001)
<b>557</b>	<b>Eli Manning (2005)</b>
<b>551</b>	<b>Eli Manning (2013)</b>
545	Kerry Collins (2002)
<b>539</b>	<b>Eli Manning (2010)</b>

### MOST PASSES ATTEMPTED, GAME

<b>63</b>	<b>Eli Manning, at Philadelphia, Dec. 22, 2016</b>
62	Phil Simms, at Cincinnati, Oct. 13, 1985
59	Kerry Collins, at New England, Oct. 12, 2003
59	Kerry Collins, vs. Green Bay, Jan. 6, 2002
<b>57</b>	<b>Eli Manning, vs. Philadelphia, Dec. 17, 2017</b>

<b>54</b>	<b>Eli Manning, vs. San Francisco, Oct. 11, 2015</b>
<b>53</b>	<b>Eli Manning, vs. Philadelphia, Dec. 28, 2014</b>
<b>53</b>	<b>Eli Manning, vs. Washington, Dec. 16, 2007</b>
<b>53</b>	<b>Eli Manning, at Seattle, Nov. 27, 2005</b>
53	Charlie Conerly, at Pittsburgh, Dec. 5, 1948
<b>52</b>	<b>Eli Manning, vs. Indianapolis, Nov. 3, 2014</b>
<b>52</b>	<b>Eli Manning, vs. Philadelphia, Oct. 6, 2013</b>
52	Kerry Collins, at Washington, Oct. 28, 2001
52	Jeff Rutledge, vs. Seattle, Dec. 11, 1983
<b>51</b>	<b>Eli Manning at Washington, Nov. 29, 2015</b>
<b>51</b>	<b>Eli Manning, vs. Tampa Bay, Sept. 16, 2012</b>
51	Kerry Collins, vs. Dallas, Sept. 15, 2003
51	Kerry Collins, vs. Detroit, Nov. 19, 2000
51	Kerry Collins, vs. Minnesota, Dec. 26, 1999
51	Scott Brunner, vs. San Diego, Oct. 2, 1983
51	Scott Brunner, at St. Louis, Dec. 26, 1982

### MOST PASSES COMPLETED, CAREER

<b>4,860</b>	<b>Eli Manning (2004-19)</b>
2,576	Phil Simms (1979-93)
1,447	Kerry Collins (1999-2003)
1,418	Charlie Conerly (1948-61)
1,051	Fran Tarkenton (1967-71)

### MOST PASSES COMPLETED, SEASON

<b>387</b>	<b>Eli Manning (2015)</b>
<b>380</b>	<b>Eli Manning (2018)</b>
<b>379</b>	<b>Eli Manning (2014)</b>
<b>377</b>	<b>Eli Manning (2016)</b>
<b>359</b>	<b>Eli Manning (2011)</b>
<b>352</b>	<b>Eli Manning (2017)</b>
<b>339</b>	<b>Eli Manning (2010)</b>
335	Kerry Collins (2002)
327	Kerry Collins (2001)
<b>321</b>	<b>Eli Manning (2012)</b>
<b>317</b>	<b>Eli Manning (2013)</b>
<b>317</b>	<b>Eli Manning (2009)</b>

### MOST PASSES COMPLETED, GAME

<b>41</b>	<b>Eli Manning, vs. San Francisco, Oct. 11, 2015</b>
40	Phil Simms, at Cincinnati, Oct. 13, 1985
<b>38</b>	<b>Eli Manning, at Philadelphia, Dec. 22, 2016</b>
<b>37</b>	<b>Eli Manning, vs. Philadelphia, Dec. 17, 2017</b>
36	Kerry Collins, vs. Green Bay, Jan. 6, 2002
36	Charlie Conerly, at Pittsburgh, Dec. 5, 1948
35	Kerry Collins, at New England, Oct. 12, 2003
<b>34</b>	<b>Eli Manning, vs. Tennessee, Sept. 26, 2010</b>
<b>33</b>	<b>Eli Manning, at Dallas, Sept. 16, 2018</b>
<b>33</b>	<b>Eli Manning, at New Orleans, Nov. 28, 2011</b>
<b>33</b>	<b>Eli Manning, vs. Dallas, Nov. 14, 2010</b>
<b>32</b>	<b>Eli Manning, vs. Baltimore, Oct. 16, 2016</b>
<b>32</b>	<b>Eli Manning, vs. New Orleans, Sept. 18, 2016</b>
32	Kerry Collins, at Washington, Oct. 28, 2001
<b>31</b>	<b>Eli Manning, vs. New Orleans, Sept. 30, 2018</b>
<b>31</b>	<b>Eli Manning, vs. Tampa Bay, Sept. 16, 2012</b>
<b>31</b>	<b>Eli Manning, vs. Miami, Oct. 30, 2011</b>
<b>31</b>	<b>Eli Manning, at Philadelphia, Sept. 17, 2006</b>
31	Kerry Collins, vs. Miami, Oct. 5, 2003
31	Kerry Collins, vs. Minnesota, Dec. 26, 1999
31	Scott Brunner, vs. San Diego, Oct. 2, 1983

# GIANTS INDIVIDUAL RECORDS

- 30 **Eli Manning, vs. Washington, Oct. 28, 2018**
- 30 **Eli Manning, at Tampa Bay, Oct. 1, 2017**
- 30 **Eli Manning at New Orleans, Nov. 1, 2015**
- 30 Kerry Collins, vs. Seattle, Dec. 23, 2001
- 30 Kerry Collins, at Dallas, Jan. 2, 2000
- 30 Phil Simms, at St. Louis, Dec. 13, 1987
- 30 Randy Johnson, vs. Philadelphia, Dec. 19, 1971
- 30 **Eli Manning at New Orleans, Nov. 1, 2015**

## MOST CONSECUTIVE PASSES COMPLETED

- 21 **Eli Manning, at New Orleans, Nov. 28, 2011**
- 15 **Eli Manning, vs. San Francisco, Oct. 11, 2015**
- 14 **Eli Manning, at Houston, Sept. 23, 2018 vs. New Orleans, Sept. 30, 2018 (spanned 2 games)**
- 13 Kerry Collins, at Phil. Sept. 10, 2000/ at Chicago, Sept. 17, 2000 (spanned 2 games)
- 13 Phil Simms, at Cincinnati, Oct. 13, 1985
- 12 **Eli Manning, at Atlanta, October 15, 2007**
- 12 Y.A. Tittle, vs. Washington, Oct. 28, 1962

## HIGHEST COMPLETION PERCENTAGE, CAREER (1000 ATTEMPTS)

- 60.3 **Eli Manning (4,860-8,061, 2004-19)**
- 58.51 Kerry Collins (1,447-2,473, 1999-03)
- 55.89 Y.A. Tittle (731-1,308, 1961-64)
- 55.43 Phil Simms (2,576-4,647, 1979-93)
- 55.37 Fran Tarkenton (1,051-1,898, 1967-71)

## HIGHEST COMPLETION PERCENTAGE, SEASON (QUALIFIERS)

- 65.97 **Eli Manning (380-576, 2018)**
- 63.06 **Eli Manning (379-601, 2014)**
- 63.05 **Eli Manning (377-598, 2016)**
- 62.89 **Eli Manning (339-539, 2010)**
- 62.81 Kurt Warner (174-277, 2004)
- 62.81 Jeff Hostetler (179-285, 1991)
- 62.62 **Eli Manning (387-618, 2015)**
- 62.27 **Eli Manning (317-509, 2009)**
- 61.75 Phil Simms (247-400, 1993)
- 61.65 **Eli Manning (352-571, 2017)**
- 61.46 Kerry Collins (335-545, 2003)

## HIGHEST COMPLETION PERCENTAGE, GAME (20 ATTEMPTS)

- 87.10 **Eli Manning, at Miami, Dec. 14, 2015 (27-31)**
- 86.20 **Eli Manning, at Houston, Sept. 23, 2018 (25-29)**
- 84.61 Kerry Collins, at St. Louis, Sept. 15, 2002 (22-26)
- 82.35 Jeff Hostetler, at Dallas, Sept. 29, 1991 (28-34)
- 80.95 Phil Simms, at Indianapolis, Nov. 5, 1990 (17-21)
- 80.95 Phil Simms, vs. St. Louis, Oct. 25, 1987 (17-21)
- 80.77 Phil Simms, vs. Green Bay, Dec. 19, 1987 (21-26)
- 80.00 Norm Snead, vs. N.E., Sept. 22, 1974 (28-35)
- 80.00 Fran Tarkenton, vs. San Diego, Nov. 7, 1971 (16-20)
- 80.00 Y.A. Tittle, vs. Philadelphia, Nov. 10, 1963 (16-20)

## MOST YARDS PASSING, CAREER

- 56,537 **Eli Manning (2004-19)**
- 33,462 Phil Simms (1979-93)
- 19,488 Charlie Conerly (1948-61)
- 16,875 Kerry Collins (1999-03)

- 13,905 Fran Tarkenton (1967-71)
- 10,439 Y.A. Tittle (1961-64)

## MOST YARDS PASSING, SEASON

- 4,933 **Eli Manning (2011)**
- 4,804 **Eli Manning (2018)**
- 4,432 **Eli Manning (2015)**
- 4,410 **Eli Manning (2014)**
- 4,073 Kerry Collins (2002)
- 4,044 Phil Simms (1984)
- 4,027 **Eli Manning (2016)**
- 4,021 **Eli Manning (2009)**
- 4,002 **Eli Manning (2010)**
- 3,998 **Eli Manning (2018)**
- 3,981 **Eli Manning (2014)**
- 3,948 **Eli Manning (2012)**
- 3,829 Phil Simms (1985)
- 3,818 **Eli Manning (2013)**
- 3,764 Kerry Collins (2001)
- 3,762 **Eli Manning (2005)**
- 3,487 Phil Simms (1986)

## MOST YARDS PASSING, GAME

- 513 Phil Simms, at Cincinnati, Oct. 13, 1985
- 510 Eli Manning, vs. Tampa Bay, Sept. 16, 2012
- 505 Y.A. Tittle, vs. Washington, Oct. 28, 1962
- 450 Eli Manning, at Dallas, Sept. 8, 2013
- 441 Eli Manning, vs. San Francisco, Oct. 11, 2015
- 434 **Eli Manning, vs. Philadelphia, Dec. 17, 2017**
- 432 Phil Simms, vs. Dallas, Oct. 6, 1985
- 429 Eli Manning, vs. Philadelphia, Dec. 28, 2014
- 420 Eli Manning, vs. Seattle, Oct. 9, 2011
- 409 Phil Simms, vs. Philadelphia, Sept. 2, 1984
- 406 Eli Manning, at New Orleans, Nov. 28, 2011
- 403 Eli Manning, vs. Baltimore, Oct. 16, 2016
- 400 Eli Manning, at Dallas, Dec. 11, 2011

## MOST GAMES, 300 YARDS OR MORE PASSING, CAREER

- 51 **Eli Manning (2004-19)**
- 21 Phil Simms (1979-93)
- 17 Kerry Collins (1999-03)
- 9 Y.A. Tittle (1961-64)

## MOST GAMES, 300 YARDS OR MORE PASSING, SEASON

- 8 **Eli Manning (2011)**
- 6 **Eli Manning (2015)**
- 5 **Eli Manning (2014)**
- 5 Kerry Collins (2001)
- 4 **Eli Manning (2018)**
- 4 **Eli Manning (2016)**
- 4 **Eli Manning (2010)**
- 4 Kerry Collins (2002)
- 4 Phil Simms (1986)
- 4 Phil Simms (1984)
- 4 Y.A. Tittle (1962)
- 3 **Daniel Jones (2019)**
- 3 **Eli Manning (2013)**
- 3 **Eli Manning (2012)**
- 3 **Eli Manning (2009)**
- 3 **Eli Manning (2005)**
- 3 Kerry Collins (2003)
- 3 Kerry Collins (2000)

# GIANTS INDIVIDUAL RECORDS

vs. Dallas, Sept. 24, 1972

**92 Eli Manning (to Mario Manningham) at Washington, Jan. 2, 2011**

**89 Earl Morrall (to Homer Jones) vs. Philadelphia, Oct. 17, 1965**

**88 Frank Reagan (to George Franck) vs. Washington, Oct. 12, 1947**

**87 Eli Manning (to Odell Beckham Jr.) vs. New England, Nov. 15, 2015**

**87 Kent Graham (to Tiki Barber) at Arizona, Dec. 6, 1998**

**85 Eli Manning (to Mario Manningham) at Green Bay, Dec. 26, 2010**

## MOST TOUCHDOWN PASSES, CAREER

**362 Eli Manning (2004-19)**

199 Phil Simms (1979-93)

173 Charlie Conerly (1948-61)

103 Fran Tarkenton (1967-71)

96 Y.A. Tittle (1961-64)

## MOST TOUCHDOWN PASSES, SEASON

**36 Y.A. Tittle (1963)**

**35 Eli Manning (2015)**

**33 Y.A. Tittle (1962)**

**31 Eli Manning (2010)**

**30 Eli Manning (2014)**

**29 Eli Manning (2011)**

29 Fran Tarkenton (1967)

## MOST TOUCHDOWN PASSES, GAME

**7 Y.A. Tittle, vs. Washington, Oct. 28, 1962**

**6 Eli Manning, at New Orleans, Nov. 1, 2015**

**6 Y.A. Tittle, vs. Dallas, Dec. 16, 1962**

**5 Eli Manning, vs. Philadelphia, Dec. 30, 2012**

**5 Phil Simms at St. Louis, Sept. 7, 1980**

**5 Fran Tarkenton, vs. St. Louis, Oct. 25, 1970**

## MOST CONSECUTIVE GAMES TOUCHDOWN PASSES

**15 Y.A. Tittle (1962-64)**

**12 Eli Manning (2008)**

**12 Eli Manning (2004-05)**

**12 Eli Manning (2005-06)**

**10 Eli Manning (2015-2016)**

**10 Eli Manning (2009)**

10 Phil Simms (1988-89)

10 Phil Simms (1986-87)

10 Charlie Conerly (1948-49)

## LOWEST PERCENTAGE PASSES HAD INTERCEPTED, CAREER (MIN. 1000 ATTEMPTS)

**2.8 Kerry Collins (70 int., 2,473 att.)**

**3.0 Eli Manning (241 int., 8,061 att.)**

**3.4 Phil Simms (157 int., 4,647 att.)**

**3.5 Dave Brown (49 int., 1,391 att.)**

**3.8 Fran Tarkenton (72 int., 1,898 att.)**

## LOWEST PERCENTAGE PASSES HAD INTERCEPTED, SEASON

**1.3 Phil Simms, 1990 (4 int., 311 att.)**

**1.4 Kurt Warner, 2004 (4 int., 277 att.)**

**1.4 Jeff Hostetler, 1991 (4 int., 285 att.)**

**1.9 Eli Manning, 2018 (11 int., 576 att.)**

## FEWEST PASSES HAD INTERCEPTED, GAME (MOST ATTEMPTS)

**0 Eli Manning, vs. Indianapolis, Nov. 3, 2014 (52 attempts)**

**0 Scott Brunner, vs. St. Louis, Dec. 26, 1982 (51 attempts)**

**0 Phil Simms, at L.A. Rams, Sept. 30, 1984 (48 attempts)**

**0 Kerry Collins, vs. Seattle, Dec. 23, 2001 (47 attempts)**

**0 Dave Brown, vs. Balt., Sept. 14, 1997 (46 attempts)**

**0 Fran Tarkenton, at Dallas, Oct. 11, 1971 (46 attempts)**

**0 Phil Simms, at Phoenix, Nov. 13, 1988 (45 attempts)**

**0 Eli Manning, vs. Miami, Oct. 30, 2011 (45 attempts)**

**0 Eli Manning, vs. Dallas Cowboys, Sept. 16, 2018 (44 attempts)**

**0 Eli Manning, vs. New England, Nov. 15, 2015 (44 attempts)**

## MOST PASSES HAD INTERCEPTED, CAREER

**241 Eli Manning (2004-19)**

167 Charlie Conerly (1949-61)

157 Phil Simms (1979-93)

72 Fran Tarkenton (1967-71)

70 Kerry Collins (1999-2003)

## MOST PASSES HAD INTERCEPTED, SEASON

**27 Eli Manning (2013)**

**25 Eli Manning (2010)**

25 Charlie Conerly (1953)

25 Frank Filchock (1946)

23 Joe Pisarcik (1978)

22 5 times, most recently by Phil Simms (1986)

## MOST PASSES HAD INTERCEPTED, GAME

**5 Eli Manning, vs. San Francisco, Nov. 16, 2014**

**5 Eli Manning, vs. Seattle, Dec. 15, 2013**

**5 Jeff Rutledge, at New Orleans, Nov. 22, 1987**

**5 Charlie Conerly, vs. Detroit, Dec. 13, 1953**

**5 Charlie Conerly, vs. Chicago Cardinals, Oct. 14, 1951**

**5 Frank Filchock, at Washington, Oct. 13, 1946**

**5 Harry Newman, at Portsmouth, Sept. 24, 1933**

**4 by many players**

## PASS RECEPTIONS

### MOST SEASONS LEADING LEAGUE

**1 Earnest Gray (1983)**

**1 Bob Tucker (1971)**

**1 Tod Goodwin (1935)**

### MOST PASS RECEPTIONS, CAREER

**668 Amani Toomer (1996-08)**

**586 Tiki Barber (1997-06)**

**395 Joe Morrison (1959-72)**

**390 Odell Beckham Jr. (2014-18)**

**371 Jeremy Shockey (2002-07)**

**368 Ike Hilliard (1997-2004)**

**367 Frank Gifford (1952-60, 62-64)**

### MOST PASS RECEPTIONS, SEASON

**107 Steve Smith (2009)**

**101 Odell Beckham Jr. (2016)**

**96 Odell Beckham Jr. (2015)**

# GIANTS INDIVIDUAL RECORDS

## 91 Saquon Barkley (2018)

- 86 Victor Cruz (2012)
- 82 Victor Cruz (2011)
- 82 Amani Toomer (2002)
- 79 Hakeem Nicks (2010)
- 79 Amani Toomer (1999)
- 78 Amani Toomer (2000)
- 78 Earnest Gray (1983)

## MOST PASS RECEPTIONS, GAME

### 14 Saquon Barkley, at Dallas, Sept. 16, 2018

- 13 Tiki Barber, at Dallas, Jan. 2, 2000
- 12 Odell Beckham Jr., vs. Philadelphia, Dec. 28, 2014
- 12 Odell Beckham Jr., vs. Washington, Dec. 14, 2014
- 12 Hakeem Nicks, at Houston, Oct. 10, 2010
- 12 Mark Bavaro, at Cincinnati, Oct. 13, 1985
- 12 Jeremy Shockey, vs. Dallas, Nov. 11, 2007
- 12 Amani Toomer, at Phil., Sept. 17, 2006

### 11 on 15 occasions, most recently by Evan Engram, at Dallas, Sept. 8, 2018

### 10 on 22 occasions, most recently by Darius Slayton, at Jets, Nov. 10, 2019

## MOST CONSECUTIVE GAMES, PASS RECEPTIONS

- 98 Amani Toomer (1998-04)
- 88 Tiki Barber (1999-2004)
- 83 Jeremy Shockey (2002-07)
- 68 Ike Hilliard (1997-02)
- 59 Odell Beckham Jr. (2014-18)
- 57 Plaxico Burress (2005-08)
- 53 Hakeem Nicks (2009-12)
- 51 Victor Cruz (2011-14)
- 47 Chris Culloway (1996-98)
- 45 David Meggett (1989-92)
- 44 Bob Tucker (1970-73)

## MOST YARDS GAINED, CAREER

- 9,497 Amani Toomer (1996-08)
- 5,434 Frank Gifford (1952-60, 62-64)
- 5,183 Tiki Barber (1997-2006)
- 4,993 Joe Morrison (1959-72)
- 4,797 Kyle Rote (1951-61)

## MOST YARDS GAINED, SEASON

- 1,536 Victor Cruz (2011)
- 1,450 Odell Beckham Jr. (2015)
- 1,367 Odell Beckham Jr. (2016)
- 1,343 Amani Toomer (2002)
- 1,305 Odell Beckham Jr. (2014)
- 1,220 Steve Smith (2009)
- 1,214 Plaxico Burress (2005)
- 1,209 Homer Jones (1967)
- 1,192 Hakeem Nicks (2011)
- 1,183 Amani Toomer (1999)
- 1,181 Del Shofner (1963)

## MOST YARDS GAINED, GAME

- 269 Del Shofner, vs. Washington, Oct. 28, 1962
- 222 Odell Beckham Jr., vs. Baltimore, Oct. 16, 2016
- 212 Gene Roberts, at Green Bay, Nov. 13, 1949
- 204 Plaxico Burress, vs. St. Louis, Oct. 2, 2005
- 204 Amani Toomer, vs. Indianapolis, Dec. 22, 2002
- 201 Gene Roberts, vs. Chicago Bears, Oct. 23, 1949
- 199 Hakeem Nicks, vs. Tampa Bay, Sept. 16, 2012
- 196 Homer Jones, at Washington, Oct. 1, 1967
- 193 Amani Toomer, vs. Jacksonville, Dec. 23, 2000

## LONGEST PASS RECEPTION (IN YARDS)

- 99 Victor Cruz (from Eli Manning) at Jets, Dec. 24, 2011

- at Jets, Dec. 24, 2011
- 98 Homer Jones (from Earl Morrall) at Pittsburgh, Sept. 11, 1966
- 94 Rich Houston (from Norm Snead) vs. Dallas, Sept. 24, 1972
- 92 Mario Manningham (from Eli Manning) at Green Bay, Dec. 26, 2010
- 89 Homer Jones (from Earl Morrall) vs. Philadelphia, Oct. 17, 1965
- 88 George Franck (from Frank Reagan) at Washington, Oct. 12, 1947
- 87 Odell Beckham Jr. (from Eli Manning) vs. New England, Nov. 15, 2015
- 87 Tiki Barber (from Kent Graham) at Arizona, Dec. 6, 1998
- 85 Mario Manningham (from Eli Manning) at Washington, Jan. 2, 2011

## HIGHEST AVERAGE GAIN, CAREER (200 MINIMUM)

- 22.6 Homer Jones (214-4,845, 1964-69)-NFL Record
- 18.1 Del Shofner (239-4,315, 1961-67)
- 17.2 Aaron Thomas (247-4,253, 1962-70)

## HIGHEST AVERAGE GAIN, SEASON (QUALIFIERS)

- 24.7 Homer Jones (49-1,209, 1967)
- 23.5 Homer Jones (45-1,057, 1968)
- 21.8 Homer Jones (48-1,044, 1966)

## HIGHEST AVERAGE GAIN, GAME (4 MINIMUM)

- 50.3 Gene Roberts, vs. Chicago Bears, Oct. 23, 1949 (4-201)
- 49.0 Homer Jones, at Washington, Oct. 1, 1967 (4-196)
- 37.5 Frank Liebel, vs. Detroit, Nov. 18, 1945 (4-150)

## MOST TOUCHDOWNS, CAREER

- 54 Amani Toomer (1996-08)
- 48 Kyle Rote (1951-61)
- 47 Joe Morrison (1959-71)

## MOST TOUCHDOWNS, SEASON

- 13 Odell Beckham Jr. (2015)
- 13 Homer Jones (1967)
- 12 Odell Beckham Jr. (2014)
- 12 Plaxico Burress (2007)
- 12 Del Shofner (1962)
- 11 Hakeem Nicks (2010)
- 11 Del Shofner (1961)

## MOST TOUCHDOWNS, GAME

- 4 Earnest Gray, at St. Louis, Sept. 7, 1980
- 3 on 23 occasions, most recently by Odell Beckham Jr., at New Orleans, Nov. 1, 2015

## MOST CONSECUTIVE GAMES, TOUCHDOWN RECEPTIONS

- 7 Kyle Rote (1959-60)
- 6 Plaxico Burress (2007)
- 5 Odell Beckham Jr. (2015)
- 5 Chris Culloway (1997-98)
- 5 Bobby Johnson (1985-86)
- 5 Aaron Thomas (1967)
- 5 Joe Morrison (1966)
- 5 Homer Jones (1966)
- 5 Del Shofner (1963)
- 5 Frank Liebel (1945)

# GIANTS INDIVIDUAL RECORDS

## MOST GAMES 100 YARDS OR MORE

### RECEIVING, CAREER

24	Odell Beckham Jr.	(2014-18)
22	Amani Toomer	(1996-2008)
18	Victor Cruz	(2010-16)
17	Homer Jones	(1964-69)
13	Hakeem Nicks	(2009-13)
13	Del Shofner	(1961-67)

## INTERCEPTIONS

### MOST SEASONS LEADING LEAGUE

2	Dick Lynch	(1961, 1963)
---	------------	--------------

### MOST INTERCEPTIONS BY, CAREER

74	Emlen Tunnell	(1948-58)
52	Jimmy Patton	(1955-66)
41	Carl Lockhart	(1965-75)

### MOST INTERCEPTIONS BY, SEASON

11	Jimmy Patton	(1958)
11	Otto Schellbacher	(1951)
10	Willie Williams	(1968)
10	Emlen Tunnell	(1949)
10	Frank Reagan	(1947)

### MOST SEASONS LEADING LEAGUE

2	Dick Lynch	(1961, 1963)
---	------------	--------------

### MOST INTERCEPTIONS BY, CAREER

74	Emlen Tunnell	(1948-58)
52	Jimmy Patton	(1955-66)
41	Carl Lockhart	(1965-75)

### MOST INTERCEPTIONS BY, SEASON

11	Jimmy Patton	(1958)
11	Otto Schellbacher	(1951)
10	Willie Williams	(1968)
10	Emlen Tunnell	(1949)
10	Frank Reagan	(1947)

### MOST INTERCEPTIONS BY, GAME

3	on 18 occasions, most recently by
	Terry Kinard, vs. Dallas, Sept. 20, 1987

### MOST CONSECUTIVE GAMES, INTERCEPTIONS BY

7	Tom Landry	(1950-51)
6	Willie Williams	(1968)
5	Carl Lockhart	(1969-70)
5	Emlen Tunnell	(1954-55)

### MOST YARDS GAINED, CAREER

1,240	Emlen Tunnell	(1948-58)
712	Jimmy Patton	(1955-66)
574	Terry Kinard	(1983-89)
568	Dick Lynch	(1959-66)
475	Carl Lockhart	(1965-75)

### MOST YARDS GAINED, SEASON

307	Stevie Brown	(2012)
251	Dick Lynch	(1963)
251	Emlen Tunnell	(1949)
203	Frank Reagan	(1947)
195	Erich Barnes	(1961)

### MOST YARDS GAINED, GAME

109	Ward Cuff, at Philadelphia, Sept. 13, 1941
104	George Cheverko, at Washington, Oct. 3, 1948
102	Erich Barnes, at Dallas, Oct. 15, 1961

## LONGEST GAIN (IN YARDS)

102	Erich Barnes, at Dallas
	Oct. 15, 1961 (TD)
101	Henry Carr, at Rams
	Nov. 13, 1966 (TD)
97	Lawrence Taylor, at Detroit
	Nov. 25, 1982 (TD)
96	Ward Cuff, vs. Washington
	Dec. 4, 1938 (TD)
96	Kevin Dockery, at Dallas
	Oct. 23, 2006
95	Sam Barnes, vs. Philadelphia
	Aug. 31, 1997 (TD)

## MOST TOUCHDOWNS, CAREER

4	Jason Sehorn	(1994-02)
4	Dick Lynch	(1959-66)
4	Emlen Tunnell	(1948-58)
3	George Martin	(1975-86)
3	Carl Lockhart	(1965-72)
3	Jerry Hillebrand	(1963-66)
3	Erich Barnes	(1961-64)
3	Tom Landry	(1950-55)

## MOST TOUCHDOWNS, SEASON

3	Dick Lynch (1963)
2	by nine players, most recently by Alec Ogletree (2018)

## MOST TOUCHDOWNS, GAME

1	by many players
	Last: Jabrill Peppers, vs. Washington, Sept. 29, 2019

## MOST CONSECUTIVE GAMES, TOUCHDOWNS

2	Carl Lockhart, at Philadelphia, Sept. 22;
	vs. Washington, Sept. 29, 1968
2	Dick Lynch, vs. Cleveland, Oct. 13;
	vs. Dallas, Oct. 20, 1963
2	Tom Landry, at Cleveland, Oct. 28;
	vs. N.Y. Yanks, Nov. 4, 1951

## PUNTING

### MOST SEASONS LEADING LEAGUE

2	Sean Landeta	(NFC, 1986, 1990)
2	Dave Jennings	(1979, 1980)
1	Don Chandler	(1957)

### MOST PUNTS, CAREER

931	Dave Jennings	(1974-84)
526	Sean Landeta	(1985-93)
525	Don Chandler	(1956-64)
513	Jeff Feagles	(2003-09)

### MOST PUNTS, SEASON

111	Brad Maynard	(1997)
104	Dave Jennings	(1979)
102	Mike Horan	(1996)
101	Brad Maynard	(1998)
100	Dave Jennings	(1977)

### MOST PUNTS, GAME

14	Carl Kinscherf, at Detroit, Nov. 7, 1943
13	Brad Maynard, at Washington, Nov. 23, 1997
12	Brad Maynard, at Tampa Bay, Sept. 12, 1999
11	on six occasions, most recently by
	Brad Maynard, at Washington, Nov. 1, 1998

# GIANTS INDIVIDUAL RECORDS

## MOST YARDS, CAREER

38,792	Dave Jennings (1974-84)
23,019	Don Chandler (1956-64)
22,806	Sean Landeta (1985-93)
21,161	Jeff Feagles (2003-09)

## MOST YARDS, SEASON

4,566	Brad Maynard (1998)
4,531	Brad Maynard (1997)
4,445	Dave Jennings (1979)
4,297	Brad Wing (2016)
4,289	Mike Horan (1996)
4,271	Steve Weatherford (2013)
4,211	Dave Jennings (1980)
4,198	Dave Jennings (1981)

## MOST YARDS, GAME

583	Carl Kinscherf, at Detroit, Nov. 7, 1943 (14 punts)
537	Brad Maynard, at Wash., Nov. 23, 1997 (13 punts)
526	Brad Maynard, at Tampa, Sept. 12, 1999 (12 punts)

## LONGEST PUNT

90	Rodney Williams, at Denver, Sept. 10, 2001
74	Don Chandler, at Dallas, Oct. 11, 1964
74	Len Younce, vs. Chicago Bears, Nov. 14, 1943
73	Dave Jennings, vs. Houston, Dec. 5, 1982
72	Dave Jennings, vs. Dallas, Nov. 4, 1979
72	Len Younce, at Brooklyn Tigers, Oct. 15, 1944
72	Carl Kinscherf, at Philadelphia-Pittsburgh, Oct. 9, 1943
71	Steve Weatherford, at Philadelphia, Oct. 12, 2014
71	Sean Landeta, vs. Green Bay, Nov. 8, 1992
71	Sean Landeta, vs. Philadelphia, Dec. 3, 1989
71	Kay Eakin, vs. Cleveland, Nov. 16, 1941

## HIGHEST AVERAGE, CAREER (150 PUNTS)

46.3	Steve Weatherford (311 punts, 2011-14)
44.9	Brad Wing (264 punts, 2015-2017)
43.8	Don Chandler (525 punts, 1956-64)
43.4	Sean Landeta (526 punts, 1985-93)
42.1	Mike Horan (303 punts, 1993-96)
42.0	Brad Maynard (380 punts, 1997-00)
41.6	Tom Blanchard (169 punts, 1971-73)
41.7	Dave Jennings (931 punts, 1974-84)

## HIGHEST AVERAGE SEASON (35 PUNTS)

47.5	Steve Weatherford (58 punts, 2012)
<b>47.0</b>	<b>Riley Dixon (46 punts, 2019)</b>
46.9	Steve Weatherford (91 punts, 2013)
46.6	Don Chandler (55 punts, 1959)
46.2	Brad Wing (95 punts, 2016)
45.7	Steve Weatherford (82 punts, 2011)
45.6	Don Chandler (73 punts, 1964)
45.5	Steve Weatherford (80 punts, 2014)

## HIGHEST NET AVERAGE SEASON, (SINCE 1976)

<b>42.8</b>	<b>Riley Dixon 2019 (46 punts)</b>
<b>41.8</b>	<b>Riley Dixon 2018 (71 punts)</b>
40.9	Brad Wing 2016 (93 punts)
40.2	Jeff Feagles 2008 (64 punts)
39.9	Mike Horan 1993 (44 punts)

39.3 Steve Weatherford 2012 (58 punts)

39.2 Steve Weatherford 2011 (82 punts)

38.9 Brad Wing 2015 (76 punts)

## HIGHEST AVERAGE, GAME (4 PUNTS)

55.4	Brad Maynard, at Tennessee, Oct. 1, 2000 (5 punts)
55.3	Dave Jennings, vs. Houston, Dec. 5, 1982 (4 punts)
55.1	Rodney Williams, at Denver, Sept. 10 2001 (8 punts)
55.0	Steve Weatherford, vs. Dallas, Nov. 23, 2014 (4 punts)
54.1	Don Chandler, at Cleveland, Oct. 11, 1959 (8 punts)
54.0	Dave Jennings, at Dallas, Oct. 5, 1980 (5 punts)
53.3	Brad Wing, vs. L.A. Rams, Nov. 5, 2017 (4 punts)

## MOST INSIDE THE 20, CAREER

178	Jeff Feagles
170	Dave Jennings
141	Sean Landeta

## MOST INSIDE THE 20, SEASON

33	Brad Maynard, 1997
33	Brad Maynard, 1998
33	Brad Wing (2015)
32	Mike Horan, 1996

## MOST INSIDE THE 20, GAME

6	Brad Maynard, vs. Tampa Bay, Sept. 12, 1999
6	Jeff Feagles, vs. Carolina, Dec. 10, 2006
5	Brad Wing, vs. Dallas, Dec. 11, 2016

## PUNT RETURNS

### MOST PUNT RETURNS, CAREER

261	Emlen Tunnell (1948-58)
213	Phil McConkey (1984-88)
202	David Meggett (1989-94)

### MOST PUNT RETURNS, SEASON

53	Phil McConkey (1985)
52	Leon Bright (1981)
47	Chad Morton (2005)
47	Amani Toomer (1997)
46	David Meggett (1989)
46	Phil McConkey (1984)

### MOST PUNT RETURNS, GAME

9	Phil McConkey, vs. Philadelphia, Dec. 6, 1987
9	Pete Shaw, at Philadelphia, Nov. 20, 1983
9	Leon Bright, vs. Philadelphia, Dec. 11, 1982
8	on three occasions, most recently by Phil McConkey, at Dallas, Nov. 4, 1984
7	on six occasions, most recently by Sinorice Moss, vs. Oakland on Oct. 4, 2009

### MOST FAIR CATCHES, SEASON

25	Phil McConkey (1988)
24	Rueben Randle (2013)
22	Amani Toomer (1998)
20	Tiki Barber (2000)
20	David Meggett (1993)

### MOST FAIR CATCHES, CAREER

84	Phil McConkey (1984-88)
80	David Meggett (1989-94)
61	Carl Lockhart (1965-75)

# GIANTS INDIVIDUAL RECORDS

## FEWEST FAIR CATCHES, SEASON

- 0 Leon Bright (17 returns, 1983)
- 0 Leon Bright (37 returns, 1982)
- 0 Leon Bright (52 returns, 1981)

## MOST FAIR CATCHES, GAME

- 6 R.W. McQuarters, at Atlanta, Oct. 15, 2007
- 5 Rueben Randle, vs. Philadelphia, Dec. 28, 2014
- 5 Will Blackmon, at Minnesota, Dec. 13, 2010
- 5 Amani Toomer, at Dallas, Sept. 8, 1996
- 5 Phil McConkey, vs. Philadelphia, Nov. 20, 1988

## MOST PUNT RETURN YARDS, CAREER

- 2,230 David Meggett (1989-94)
- 2,214 Emlen Tunnell (1948-58)
- 1,708 Phil McConkey (1984-88)
- 1,181 Tiki Barber (1997-01)
- 1,060 Amani Toomer (1996-01)

## MOST PUNT RETURN YARDS, SEASON

- 582 David Meggett (1989)
- 506 Tiki Barber (1999)
- 489 Emlen Tunnell (1951)
- 467 David Meggett (1990)
- 453 Chad Morton (2005)
- 455 Amani Toomer (1997)
- 442 Phil McConkey (1985)

## MOST PUNT RETURN YARDS, GAME

- 147 Emlen Tunnell, vs. Chi. Cardinals, Oct. 14, 1951
- 143 Leon Bright, vs. Philadelphia, Dec. 11, 1982
- 123 Tiki Barber, vs. Dallas, Oct. 18, 1999
- 114 David Meggett, vs. Raiders, Dec. 24, 1989
- 113 Amani Toomer, vs. Buffalo, Sept. 1, 1996
- 112 Phil McConkey, vs. Philadelphia, Dec. 6, 1987
- 107 David Meggett, at New Orleans, Dec. 20, 1993
- 106 Emlen Tunnell, vs. Washington, Dec. 7, 1952
- 103 Phil McConkey, vs. Philadelphia, Sept. 8, 1985
- 103 Rondy Colbert, vs. New Orleans, Dec. 14, 1975
- 101 Leon Bright, vs. Rams, Dec. 6, 1981

## LONGEST PUNT RETURN

- 87+ Amani Toomer, vs. Buffalo, Sept. 1, 1996
- 85+ Tiki Barber, vs. Dallas, Oct. 18, 1999
- 83 Eddie Dove, at Philadelphia, Sept. 29, 1963
- 81 Bosh Pritchard, at Chi. Cardinals, Nov. 25, 1951
- 81 Emlen Tunnell, vs. Chi. Cardinals, Oct. 14, 1951

## HIGHEST AVERAGE RETURN, CAREER (30 RETURNS)

- 12.1 Ward Cuff (37 returns, 1941-45)
- 11.0 David Meggett (202 returns, 1989-94)
- 10.7 Domenik Hixon (56 returns, 2007-12)
- 10.1 Amani Toomer (101 returns, 1996-01)

## HIGHEST AVERAGE RETURN, SEASON (QUALIFIERS)

- 16.6 Amani Toomer (18 returns, 1996)
- 15.5 Merle Hapes (11 returns, 1942)
- 14.9 George Franck (13 returns, 1941)

## HIGHEST AVERAGE RETURN, GAME (3 RETURNS)

- 36.8 Emlen Tunnell, vs. Chicago Cardinals, Oct. 14, 1951 (4 returns)
- 35.3 Emlen Tunnell vs. Washington, Dec. 7, 1952 (3 returns)
- 32.7 David Meggett vs. Seattle, Nov. 19, 1989 (3 returns)
- 31.7 Domenik Hixon vs. Dallas Dec. 6, 2009 (3 returns)
- 31.0 Emlen Tunnell vs. Washington, Oct. 7, 1951 (3 returns)

## MOST TOUCHDOWNS, CAREER

- 6 David Meggett (1989-94)
- 5 Emlen Tunnell (1948-58)
- 3 Amani Toomer (1996-01)

## MOST TOUCHDOWNS, SEASON

- 3 Emlen Tunnell (1951)
- 2 Amani Toomer (1996)
- 2 David Meggett (1994)

## MOST TOUCHDOWNS, GAME

1 on 25 occasions, most recently by Dwayne Harris, vs. the Jets, Dec. 6, 2015 (80 yards)

## KICKOFF RETURNS

### MOST SEASONS LEADING LEAGUE

- 1 David Meggett (NFC, 1990)
- 1 Joe Scott (1948)
- 1 Clarence Childs (1964)

### MOST KICKOFF RETURNS, CAREER

- 146 David Meggett (1989-94)
- 126 Clarence Childs (1964-67)
- 84 David Patten (1997-99)
- 77 Ahmad Bradshaw (2007-08)
- 71 Willie Ponder (2003-05)
- 68 Domenik Hixon (2007-09)
- 67 Phil McConkey (1984-88)
- 67 Ron Dixon (2000-03)
- 65 Rocky Thompson (1971-73)
- 66 David Wilson (2012-13)

### MOST KICKOFF RETURNS, SEASON

- 57 David Wilson (2012)
- 57 Domenik Hixon (2009)
- 55 Brian Mitchell (2003)
- 43 David Patten (1998)
- 41 Herschel Walker (1995)
- 38 Ahmad Bradshaw (2008)
- 38 Ahmad Bradshaw (2007)
- 36 Willie Ponder (2004)
- 36 Rocky Thompson (1971)
- 35 Willie Ponder (2005)
- 35 Ronnie Blye (1968)
- 34 Ron Dixon (2001)
- 34 Clarence Childs (1964, 1966)



# GIANTS INDIVIDUAL RECORDS

## MOST KICKOFF RETURNS, GAME

- 8 Domenik Hixon at Minnesota, Jan. 3, 2010
- 8 Domenik Hixon vs. Philadelphia, Dec. 13, 2009
- 8 Ahmad Bradshaw, vs. Minn., Nov. 25, 2007
- 8 Willie Ponder, vs. Pittsburgh, Dec. 18, 2004
- 8 Brian Mitchell, vs. Dallas, Sept. 15, 2003

## MOST KICKOFF RETURN YARDS, CAREER

- 3,163 Clarence Childs (1964-67)
- 2,989 David Meggett (1989-94)
- 1,872 Willie Ponder (2003-05)
- 1,788 Ahmad Bradshaw (2007-08)
- 1,768 Rocky Thompson (1971-73)
- 1,755 David Wilson (2012-13)
- 1,724 David Patten (1997-99)
- 1,692 Domenik Hixon (2007-09)
- 1,467 Joe Scott (1948-53)

## MOST KICKOFF RETURN YARDS, SEASON

- 1,533 David Wilson (2012)
- 1,291 Domenik Hixon (2009)
- 1,117 Brian Mitchell (2003)
- 987 Clarence Childs (1964)
- 967 Willie Ponder (2004)
- 947 Rocky Thompson (1971)
- 928 David Patten (1998)
- 921 Ahmad Bradshaw (2007)
- 905 Willie Ponder (2005)
- 881 Herschel Walker (1995)
- 867 Ahmad Bradshaw (2008)

## MOST KICKOFF RETURN YARDS, GAME

- 259 Willie Ponder, vs. Pittsburgh, Dec. 18, 2004
- 230 Domenik Hixon, at New Orleans, Oct. 18, 2009
- 227 David Wilson, vs. New Orleans, Dec. 9, 2012
- 217 David Wilson, at Philadelphia, Sept. 30, 2012
- 207 Joe Scott, vs. Rams, Nov. 14, 1948
- 198 Rocky Thompson, at Detroit, Sept. 17, 1972
- 194 Brian Mitchell, vs. Dallas, Sept. 15, 2003
- 193 Ahmad Bradshaw, at Dallas, Sept. 9, 2007
- 191 Willie Ponder, vs. Arizona, Sept. 11, 2005
- 183 Domenik Hixon, at Minnesota, Jan. 3, 2010

## LONGEST KICKOFF RETURN

- 100 Dwayne Harris, vs. Dallas, Oct. 25, 2015
- 100 Clarence Childs, vs. Minnesota, Dec. 6, 1964
- 100 Emlen Tunnell, vs. N.Y. Yanks, Nov. 4, 1951
- 99 Joe Scott, vs. Rams, Nov. 14, 1948
- 98 Jimmy Patton vs. Washington, Oct. 30, 1955

## HIGHEST AVERAGE RETURN, CAREER (40 RETURNS)

- 27.2 Rocky Thompson (65 returns, 1971-73)
- 27.2 Joe Scott (54 returns, 1948-53)
- 26.6 David Wilson (66 returns, 2012-13)
- 26.5 Dwayne Harris (44 returns, 2015-16)
- 26.4 Willie Ponder (71 returns, 2003-05)

## HIGHEST AVERAGE RETURN, SEASON (QUALIFIERS)

- 31.6 John Salscheider (15 returns, 1949)
- 30.2 John Counts (26 returns, 1962)
- 28.7 Dwayne Harris (22 returns, 2015-16)
- 29.0 Clarence Childs (34 returns, 1964)

## HIGHEST AVERAGE RETURN, GAME (3 RETURNS)

- 56.8 David Wilson, vs. New Orleans  
Dec. 9, 2012 (4 returns)
- 51.8 Joe Scott, vs. Rams,  
Nov. 14, 1948 (4 returns)
- 50.3 Ronnie Blye, at Pittsburgh,  
Sept. 15, 1968 (3 returns)
- 49.7 Dwayne Harris, vs. Dallas  
Oct. 25, 2015 (3 returns)

## MOST TOUCHDOWNS, CAREER

- 2 Willie Ponder (2003-05)
- 2 Rocky Thompson (1971-73)
- 2 Clarence Childs (1964-67)

## MOST TOUCHDOWNS, SEASON

- 1 by many players, see next item

## MOST TOUCHDOWNS, GAME

- 1 on 21 occasions, most recently  
by Dwayne Harris, vs. Dallas, Oct. 25, 2015 (100)

## FUMBLES

### MOST FUMBLES, CAREER

- 121 Eli Manning (2004-19)
- 93 Phil Simms (1979-93)
- 61 Kerry Collins (1999-03)
- 54 Charlie Conerly (1948-61)
- 53 Tiki Barber (1997-2006)

### MOST FUMBLES, GAME

- 5 Eli Manning at Buffalo, Dec. 23, 2007
- 5 Charlie Conerly, vs. San Fran., Dec. 1, 1957
- 4 Y.A. Tittle, at Philadelphia, Sept. 13, 1964
- 3 by many players

### MOST FUMBLES, SEASON

- 23 Kerry Collins (2001)
- 16 Phil Simms (1985)
- 15 Daniel Jones (2019)
- 13 Eli Manning (2009)
- 13 Eli Manning (2007)
- 12 Kurt Warner (2004)
- 12 Kerry Collins (2003)
- 11 Eli Manning (2017)
- 11 Eli Manning (2015)
- 11 Kerry Collins (1999)
- 11 Dave Brown (1994)
- 11 Y.A. Tittle (1964)
- 11 Bobby Gaiters (1961)
- 11 Charlie Conerly (1957)

### OWN RECOVERIES

#### MOST RECOVERED, CAREER

- 28 Phil Simms (1979-93)
- 26 Charlie Conerly (1948-61)
- 25 Eli Manning (2004-19)
- 25 Tiki Barber (1997-2006)
- 17 Kerry Collins (1999-2003)
- 16 David Meggett (1989-94)



# GIANTS INDIVIDUAL RECORDS

- 15 Joe Morrison (1959-72)
- 13 Jeff Hostetler (1984-92)

## MOST RECOVERED, SEASON

- 7 Kerry Collins (2001)
- 6 Tiki Barber (2001)
- 6 Jeff Hostetler (1991)
- 5 by 10 players, most recently  
Tiki Barber (2000)

## MOST RECOVERED, GAME

- 3 **Eli Manning, at Buffalo, Dec. 23, 2007**
- 3 Tiki Barber, vs. Philadelphia, Oct. 29, 2000
- 3 Jeff Hostetler, vs. Phoenix, Oct. 21, 1990
- 2 by many players  
Last: Curtis Painter, vs. Washington, Dec. 29, 2013

## FUMBLES RECOVERED

### MOST RECOVERED, CAREER

- 19 Jim Katcavage (1956-68)
- 15 Michael Strahan (1993-2007)
- 15 George Martin (1975-88)
- 14 Harry Carson (1976-88)
- 13 Osi Umenyiora (2003-10)
- 13 Keith Hamilton (1992-2002)
- 13 Cliff Livingston (1954-61)

## MOST RECOVERED, GAME

- 1 by many players  
Last: Trevin Wade, at Washington, Jan. 1, 2017

## MOST RECOVERED, SEASON

- 5 Justin Tuck (2010)
- 5 Ernie Jones (1978)
- 5 Ray Poole (1950)
- 4 by nine players, most recently by  
Osi Umenyiora (2009)
- 3 by many players, most recently by  
Michael Boley and Jacquian Williams, (2011)

## YARDS RETURNING FUMBLES

### LONGEST FUMBLE RETURN

- 87 Keith Hamilton, at Kansas City, Sept. 10, 1995
- 81 Andy Headen, vs. Dallas, Sept. 9, 1984 (td)
- 75 Osi Umenyiora, vs. S.F., Oct. 21, 2007 (td)
- 72 Wendell Harris, at Pittsburgh, Sept. 11, 1966 (td)
- 71 Roy Hilton, vs. Dallas, Oct. 27, 1974 (td)
- 70 Michael Boley, vs. Pittsburgh, Nov. 4, 2012 (td)
- 67 Fred Robbins vs. Washington, Dec. 30, 2006
- 67 Horace Sherrod, vs. Washington, Dec. 7, 1952
- 65 Michael Boley, vs. St. Louis, Sept. 19, 2011 (td)
- 65 Lindon Crow, vs. St. Louis, Oct. 30, 1960 (td)

## MOST TOUCHDOWNS, CAREER

- 3 Osi Umenyiora (2003-09)
- 2 Michael Boley (2009-12)
- 2 Tito Wooten (1994-98)
- 2 Kenny Holmes (2001-03)
- 2 George Martin (1981)
- 2 Sam Huff (1959, 63)
- 2 Tom Landry (1950, 51)
- 2 Al De Rogatis (1949, 50)
- 2 Doc Alexander (1926, 27)

## MOST TOUCHDOWNS, SEASON

- 2 George Martin, at Wash. Sept. 13, 1981  
(8 yards) and at St. Louis, Dec. 13, 1981 (20 yards)

## MOST TOUCHDOWNS, GAME

- 1 by many players  
Last: Trevin Wade, at Tampa Bay, Nov. 8, 2015

## QUARTERBACK SACKS

(ONLY SINCE 1982)

## MOST SACKS, CAREER

- 141.5 Michael Strahan (1993-07)
- 132.5 Lawrence Taylor (1982-93)
- 79.5 Leonard Marshall (1983-92)
- 75.0 Osi Umenyiora (2003-12)
- 63.0 Keith Hamilton (1992-03)
- 60.5 Justin Tuck (2005-13)

## MOST SACKS, SEASON

- 22.5 Michael Strahan (2001)\*
- 20.5 Lawrence Taylor (1986)
- 18.5 Michael Strahan (2003)
- 16.5 Jason Pierre-Paul (2011)
- 15.5 Lawrence Taylor (1988)
- 15.5 Leonard Marshall (1985)
- 15.0 Michael Strahan (1998)
- 15.0 Lawrence Taylor (1989)
- 14.5 Osi Umenyiora (2005)
- 14.0 Michael Strahan (1997)
- 13.0 Osi Umenyiora (2007)
- 13.0 Lawrence Taylor (1985)

\*NFL record

## MOST SACKS, GAME

- 6.0 Osi Umenyiora, vs. Phil., Sept. 30, 2007
- 4.5 Pepper Johnson, at Tampa Bay, Nov. 24, 1991
- 4.0 Justin Tuck, at Washington, Dec. 1, 2013
- 4.0 Michael Strahan, at St. Louis, Oct. 14, 2001
- 4.0 Lawrence Taylor, vs. Philadelphia, Oct. 12, 1986
- 4.0 Lawrence Taylor, vs. Tampa Bay, Sept. 23, 1984
- 3.5 Michael Strahan, at Philadelphia, Dec. 30, 2001
- 3.5 Leonard Marshall, vs. Philadelphia, Sept. 8, 1985
- 3.0 **B.J. Hill, vs. Chicago, Dec. 2, 2018**
- 3.0 Jason Pierre-Paul, at Denver, Oct. 15, 2017
- 3.0 Jason Pierre-Paul, vs. Cleveland, Nov. 27, 2016
- 3.0 Justin Tuck, at Philadelphia, Dec. 19 2010
- 3.0 Justin Tuck, vs. Chicago, Oct. 3, 2010
- 3.0 Osi Umenyiora, vs. Chicago, Oct. 3, 2010
- 3.0 Michael Strahan, at Detroit, Nov. 18, 2007
- 3.0 Mathias Kiwanuka, vs. Phil., Sept. 30, 2007
- 3.0 Michael Strahan, at Dallas, Dec. 21, 2003
- 3.0 Kenny Holmes, at Houston, Nov. 24, 2002
- 3.0 Michael Strahan, vs. New Orleans, Sept. 30, 2001

## GIANTS INDIVIDUAL RECORDS

3.0	Michael Strahan, vs. Arizona, Nov. 16, 1997	3.0	Lawrence Taylor, vs. Washington, Oct. 27, 1986
3.0	Michael Strahan, at Green Bay, Sept. 17, 1995	3.0	Leonard Marshall, at St. Louis, Nov. 24, 1985
3.0	Keith Hamilton, vs. Tampa Bay, Sept. 12, 1993	3.0	George Martin, at St. Louis, Nov. 24, 1985
3.0	Leonard Marshall, at Phoenix, Nov. 10, 1991	3.0	Leonard Marshall, at Philadelphia, Sept. 29, 1985
3.0	Lawrence Taylor, vs. Philadelphia, Sept. 9, 1990	3.0	Leonard Marshall, vs. Philadelphia, Sept. 8, 1985
3.0	Lawrence Taylor, at Phoenix, Nov. 5, 1989	3.0	Lawrence Taylor, vs. Dallas, Sept. 9, 1984
3.0	George Martin, vs. Phoenix, Dec. 4, 1988	3.0	Lawrence Taylor, at Washington, Dec. 17, 1983
3.0	Lawrence Taylor, at New Orleans, Nov. 27, 1988	3.0	Lawrence Taylor, vs. Philadelphia, Dec. 11, 1982
3.0	Lawrence Taylor, vs. Detroit, Oct. 16, 1988	3.0	George Martin, vs. Houston, Dec. 5, 1982
3.0	Lawrence Taylor, at Washington, Dec. 7, 1986	3.0	Lawrence Taylor, vs. Philadelphia, Dec. 11, 1982
3.0	Lawrence Taylor, at Philadelphia, Nov. 9, 1986	3.0	George Martin, vs. Houston, Dec. 5, 1982



Michael Strahan's  
final sack  
was against New England in  
Super Bowl XLII.

# TEAM RECORDS – GAME – OFFENSE

## SCORING

### MOST POINTS

62	vs. Philadelphia, Nov. 26, 1972
56	vs. Philadelphia, Oct. 15, 1933
55	vs. Green Bay, Dec. 20, 1986
55	at Baltimore, Nov. 19, 1950

### MOST TOUCHDOWNS

8	vs. Philadelphia, Nov. 26, 1972
8	at Baltimore, Nov. 19, 1950
8	vs. Philadelphia, Oct. 15, 1933
7	at New Orleans, Nov. 1, 2015
7	vs. New Orleans, Dec. 9, 2012
7	vs. Green Bay, Dec. 20, 1986
7	vs. St. Louis, Dec. 7, 1969
7	vs. Washington, Oct. 28, 1962
7	vs. Washington, Nov. 5, 1961
7	vs. N.Y. Yanks, Dec. 3, 1951
7	vs. Chi. Cardinals, Nov. 12, 1950
7	at Green Bay, Nov. 21, 1948
7	vs. Cleveland, Nov. 16, 1941

### MOST POINTS

#### AFTER TOUCHDOWN

8	vs. Philadelphia, Nov. 26, 1972
8	vs. Philadelphia, Oct. 15, 1933
7	at New Orleans, Nov. 2, 2015
7	vs. New Orleans, Dec. 9, 2012
7	vs. Green Bay, Dec. 20, 1986
7	vs. St. Louis, Dec. 7, 1969
7	vs. Washington, Oct. 28, 1962
7	vs. Washington, Nov. 5, 1961
7	at Baltimore, Nov. 19, 1950
7	at Green Bay, Nov. 21, 1948
7	vs. Cleveland Rams, Nov. 16, 1941

### MOST FIELD GOALS ATTEMPTED

6	vs. Washington, Oct. 30 2005
6	at Minnesota, Nov. 16, 1986
6	at Washington, Dec. 17, 1983
6	at Seattle, Oct. 18, 1981
6	at Philadelphia, Nov. 25, 1973
6	vs. Philadelphia, Nov. 14, 1954

### MOST FIELD GOALS

6	at Seattle, Oct. 18, 1981
5	at Tennessee, Dec. 7, 2014
5	at Philadelphia, Oct. 27, 2013
5	at Dallas, Oct. 28, 2012
5	at Carolina, Sept. 20, 2012
5	vs. Washington, Oct. 30 2005
5	at Cincinnati, Dec. 26, 2004
5	at Minnesota, Nov. 16, 1986
5	vs. Tampa Bay, Nov. 3, 1985
5	at Washington, Dec. 17, 1983
4	32 times; last time: At Philadelphia, Dec. 22, 2016

### MOST SAFETIES

2	vs. Washington, Nov. 5, 1961
2	at Pittsburgh, Sept. 17, 1950

## FIRST DOWNS

### MOST FIRST DOWNS

34	at Cincinnati, Oct. 13, 1985
33	vs. St. Louis, Dec. 7, 1969
32	vs. Philadelphia, Dec. 30, 2012
31	at Washington, Sept. 25, 2014
31	vs. Tampa Bay, Sept. 16, 2012
31	vs. New Orleans, Sept. 24, 1995
31	at Pittsburgh, Dec. 5, 1948

### FEWEST FIRST DOWNS

0	at Washington, Sept. 27, 1942
0	at Green Bay, Oct. 1, 1933

### MOST FIRST DOWNS RUSHING

19	at Baltimore, Nov. 19, 1950
18	at New Orleans, Oct. 27, 1985
18	at Philadelphia, Dec. 15, 1956

### MOST FIRST DOWNS PASSING

29	at Cincinnati, Oct. 13, 1985
23	vs. San Francisco, Oct. 11, 2015
22	vs. St. Louis, Dec. 7, 1969
22	at Washington, Oct. 1, 1961
22	at Pittsburgh, Dec. 5, 1948

### MOST FIRST DOWNS BY PENALTY

10	vs. Denver, Sept. 15, 2013
6	vs. Cincinnati, Oct. 26, 1997
6	vs. Baltimore, Sept. 14, 1997
6	vs. Atlanta, Nov. 11, 1979
6	at Washington, Nov. 27, 1966
6	at Philadelphia, Oct. 5, 1957 at New Orleans, Nov. 28, 2011

## NET YARDS

### MOST YARDS GAINED

609	vs. N.Y. Yanks, Dec. 3, 1950
604	vs. Tampa Bay, Sept. 16, 2012
602	vs. Washington, Oct. 28, 1962
568	vs. San Francisco, Nov. 17, 1963
549	vs. Chi. Cardinals, Nov. 12, 1950
535	vs. New Orleans, Oct. 8, 1967
526	vs. Cleveland, Dec. 6, 1959
525	vs. San Francisco, Oct. 11, 2015
524	vs. Green Bay, Jan. 6, 2002
523	vs. Seattle, Oct. 5, 2008

# TEAM RECORDS – GAME – OFFENSE

## RUSHING

### MOST RUSHING ATTEMPTS

61 at Philadelphia, Oct. 3, 1937  
60 at Philadelphia, Nov. 20, 1983  
60 vs. St. Louis, Dec. 4, 1977  
59 vs. Philadelphia, Nov. 10, 1946  
59 vs. Green Bay, Nov. 11, 1934

### MOST YARDS RUSHING

423 at Baltimore, Nov. 19, 1950  
377 vs. N.Y. Yanks, Dec. 3, 1950  
351 vs. Washington, Nov. 29, 1959  
309 vs. Chi. Cardinals, Nov. 12, 1950  
301 vs. Carolina, Dec. 21, 2008

### MOST TOUCHDOWNS RUSHING

6 at Baltimore, Nov. 19, 1950  
5 vs. New Orleans, Sept. 24, 1995  
5 at Chi. Cardinals, Sept. 28, 1995  
5 vs. Philadelphia, Oct. 15, 1933

## PASSING

### MOST PASSES ATTEMPTED

63 at Philadelphia, Dec. 22, 2016  
62 at Cincinnati, Oct. 13, 1985  
59 at New England, Oct. 12, 2003  
59 vs. Green Bay, Jan. 6, 2002  
57 vs. Philadelphia, Dec. 17, 2017  
54 vs. San Francisco, Oct. 11, 2015  
54 vs. Philadelphia, Nov. 22, 1992  
53 vs. Philadelphia, Dec. 28, 2014  
53 vs. Washington, Dec. 16, 2007  
53 at Seattle, Nov. 27, 2005  
53 vs. Dallas, Sept. 21, 1998  
53 at Pittsburgh, Dec. 5, 1948  
52 vs. Indianapolis, Nov. 3, 2014  
52 vs. Philadelphia, Oct. 6, 2013  
52 at Washington, Oct. 28, 2001  
52 vs. Seattle, Dec. 11, 1983  
51 at Washington, Nov. 29, 2015  
51 vs. Tampa Bay, Sept. 16, 2012  
51 vs. Dallas, Sept. 15, 2003  
51 vs. Detroit, Nov. 19, 2000  
51 vs. Minnesota, Dec. 26, 1999  
51 at Dallas, Dec. 15, 1985  
51 vs. San Diego, Oct. 2, 1983  
51 at St. Louis, Dec. 26, 1982

### MOST PASSES COMPLETED

41 vs. San Francisco, Oct. 11, 2015  
40 at Cincinnati, Oct. 13, 1985  
38 at Philadelphia, Dec. 22, 2016

37 vs. Philadelphia, Dec. 17, 2017  
36 vs. Green Bay, Jan. 6, 2002  
36 at Pittsburgh, Dec. 5, 1948  
35 at Philadelphia, Sept. 24, 2017  
35 at New England, Oct. 12, 2003  
34 vs. Tennessee, Sept. 26, 2010  
33 at New Orleans, Nov. 28, 2011  
33 vs. Dallas, Nov. 14, 2010  
32 vs. Baltimore, Oct. 16, 2016  
32 vs. New Orleans, Sept. 18, 2016  
32 at Washington, Oct. 28, 2001  
31 vs. New Orleans, Sept. 20, 2018  
31 vs. Dallas, Dec. 10, 2017  
31 vs. Tampa Bay, Sept. 16, 2012  
31 vs. Miami, Oct. 30, 2011  
31 at Philadelphia, Sept. 17, 2006  
31 vs. Miami, Oct. 5, 2003  
31 vs. Minnesota, Dec. 26, 1999  
31 vs. San Diego, Oct. 2, 1983  
30 at Tampa Bay, Oct. 1, 2017  
30 at New Orleans, Nov. 1, 2015  
30 at Dallas, Jan. 2, 2000  
30 at St. Louis, Dec. 13, 1987  
30 vs. Philadelphia, Dec. 19, 1971  
29 vs. Carolina, Dec. 20, 2015  
29 vs. Dallas, Nov. 23, 2014  
29 at Seattle, Nov. 9, 2014  
29 at Cincinnati, Nov. 11, 2012  
29 vs. Carolina, Dec. 27, 2009  
29 at Dallas, Sept. 9, 2007

29 at Seattle, Nov. 27, 2005  
29 vs. Detroit, Nov. 19, 2000  
29 vs. Rams, Sept. 25, 1988  
29 vs. Seattle, Dec. 11, 1983  
29 at St. Louis, Dec. 26, 1982

### MOST YARDS GAINED PASSING (NET)

510 vs. Tampa Bay, Sept. 16, 2012  
505 vs. Washington, Oct. 28, 1962  
443 at Cincinnati, Oct. 13, 1985  
441 vs. San Francisco, Oct. 11, 2015  
429 vs. Philadelphia, Dec. 17, 2017  
429 vs. Philadelphia, Dec. 28, 2014  
428 at Dallas, Sept. 8, 2013  
403 vs. Dallas, Oct. 6, 1985  
401 vs. Cleveland, Dec. 6, 1959  
400 at Dallas, Dec. 11, 2011  
397 vs. Baltimore, Oct. 16, 2016  
395 vs. Seattle, Oct. 9, 2011

### MOST TOUCHDOWNS PASSING

7 vs. Washington, Oct. 28, 1962  
6 at New Orleans, Nov. 1, 2015  
6 vs. Dallas, Dec. 16, 1962

### MOST PASSES HAD INTERCEPTED

7 at Pittsburgh, Nov. 30, 1952  
5 on many occasions, most recently  
vs. Seattle, Dec. 15, 2013

## PUNTS

### OST PUNTS

15 at Chicago Bears, Nov. 17, 1935  
14 at Detroit, Nov. 7, 1943  
14 at Brooklyn, Nov. 26, 1936  
13 at Washington, Nov. 23, 1997  
13 vs. Philadelphia, Nov. 24, 1935  
13 at Detroit, Sept. 23, 1934

### MOST YARDS PUNTING

607 at Detroit, Sept. 23, 1934  
602 at Brooklyn, Nov. 26, 1936  
597 at Chicago Bears, Nov. 17, 1935  
583 at Detroit, Nov. 7, 1943  
537 at Washington, Nov. 23, 1997

# TEAM RECORDS – GAME – OFFENSE

## PUNT RETURNS

### MOST PUNT RETURNS

9	at Philadelphia, Dec. 6, 1987
9	at Philadelphia, Nov. 20, 1983
9	vs. Philadelphia, Dec. 11, 1982
9	at Philadelphia, Dec. 12, 1954
9	vs. N.Y. Yanks, Dec. 3, 1950
8	at Washington, Jan. 1, 2017
8	vs. L.A. Rams, Oct. 23, 2016
8	at Dallas, Nov. 4, 1984

8	at Washington, Sept. 13, 1981
8	at St. Louis, Dec. 15, 1974
8	vs. Green Bay, Nov. 1, 1959

5	at Dallas, Sept. 8, 1996
5	vs. Philadelphia, Nov. 20, 1988

### MOST FAIR CATCHES

7	vs. Philadelphia, Dec. 28, 2014
6	at Atlanta, Oct. 15, 2007
6	vs. Minnesota, Oct. 31, 1971
5	at Minnesota, Dec. 13, 2010

### MOST YARDS GAINED

149	vs. Chi. Cardinals, Oct. 14, 1951
143	vs. Philadelphia, Dec. 11, 1982
123	vs. Dallas, Oct. 18, 1999
114	vs. Raiders, Dec. 24, 1989

## KICKOFF RETURNS

### MOST KICKOFF RETURNS

12	at Washington, Nov. 27, 1966
10	vs. Chi. Cardinals, Oct. 17, 1948
9	at Minnesota, Jan. 3, 2010
9	at Dallas, Sept. 18, 1966
9	at Pittsburgh, Nov. 30, 1952
8	at Minnesota, Dec. 27, 2015

8	at Green Bay, Dec. 26, 2010
8	vs. Philadelphia, Dec. 13, 2009
8	at Philadelphia, Nov. 1, 2009
8	vs. N.E., Dec. 29, 2007
8	vs. Pittsburgh, Dec. 18, 2004

### MOST YARDS GAINED

287	vs. New Orleans, Dec. 9, 2012
274	at Washington, Nov. 27, 1966
263	vs. Rams, Nov. 14, 1948
259	vs. Pittsburgh, Dec. 18, 2004
236	at Cleveland, Dec. 4, 1966

## FUMBLES

### MOST FUMBLES

9	at Buffalo, Oct. 20, 1975
8	vs. San Francisco, Dec. 1, 1957
7	vs. Philadelphia, Dec. 28, 2002
7	vs. Philadelphia, Oct. 18, 1964
7	vs. Washington, Nov. 5, 1950

### MOST OWN FUMBLES RECOVERED

6	at Buffalo, Oct. 20, 1975
5	vs. Dallas, Oct. 27, 1974
5	vs. Philadelphia, Oct. 18, 1964
5	vs. Washington, Nov. 5, 1950
5	at Philadelphia, Nov. 3, 1946
5	vs. Pittsburgh, Oct. 21, 1945

### MOST OPPONENTS' FUMBLES RECOVERED

6	at Pittsburgh, Sept. 17, 1950
5	at Dallas, Oct. 11, 1971
4	many times, most recently vs. Washington, Dec. 5, 2010

## PENALTIES

### MOST PENALTIES

17	at Washington, Oct. 9, 1949
17	vs. Boston Yankees, Nov. 28, 1948
16	at Seattle, Nov. 27, 2005
15	at Washington, Sept. 21, 2003
15	at Minnesota, Nov. 19, 2001
15	at Oakland, Sept. 13, 1998
15	at Buffalo, Oct. 18, 1987
14	vs. Chicago, Nov. 7, 2004

14	vs. Detroit, Oct. 30, 1994
13	on seven occasions, most recently at Minnesota, Jan. 3, 2010

### MOST YARDS PENALIZED

177	at Washington, Oct. 9, 1949
175	vs. Boston, Oct. 19, 1947
150	at Minnesota, Nov. 19, 2001
150	at Detroit, Nov. 2, 1947

149	at St. Louis, Dec. 21, 2014
145	at Buffalo, Oct. 18, 1987

# TEAM RECORDS – GAME – DEFENSE

## SCORING

### FEWEST POINTS ALLOWED

0 many times; Last:  
vs. Tampa Bay, Sept. 27, 2009 (24-0)

### MOST POINTS ALLOWED

72 at Washington, Nov. 27, 1966  
63 at Pittsburgh, Nov. 30, 1952  
63 vs. Chi. Cardinals, Oct. 17, 1948

### MOST TOUCHDOWNS ALLOWED

10 at Washington, Nov. 27, 1966  
9 at Pittsburgh, Nov. 30, 1952  
9 vs. Chi. Cardinals, Oct. 17, 1948

### MOST POINTS

#### AFTER TOUCHDOWN, OPPONENT

9 vs. Washington, Nov. 27, 1966  
9 vs. Pittsburgh, Nov. 30, 1952  
9 vs. Chi. Cardinals, Oct. 17, 1948

### MOST FIELD GOALS, OPPONENT

7 vs. Dallas, Sept. 15, 2003  
5 vs. Washington, Sept. 25, 2016  
5 at Minnesota, Dec. 27, 2015  
5 vs. Philadelphia, Oct. 6, 2013  
5 at Dallas, Dec. 17, 1995  
4 at Carolina, Oct. 7, 2018  
4 vs. New Orleans, Sept. 30, 2018  
4 at Dallas, Sept. 10, 2017  
4 at Dallas, Sept. 11, 2016  
4 at Tampa Bay, Nov. 8, 2015  
4 vs. Indianapolis, Nov. 3, 2014  
4 vs. Arizona, Sept. 14, 2014  
4 at Baltimore, Dec. 23, 2012  
4 at Philadelphia, Sept. 30, 2012  
4 at San Francisco, Nov. 13, 2011  
4 at Philadelphia, Nov. 21, 2010  
4 at Denver, Nov. 26, 2009  
4 at Jacksonville, Nov. 20, 2006

4 vs. Indianapolis, Sept. 10, 2006  
4 vs. Pittsburgh, Dec. 18, 2004  
4 at Dallas, Dec. 21, 2003  
4 at Dallas, Jan. 2, 2000  
4 at Jacksonville, Sept. 7, 1997  
4 vs. Philadelphia, Oct. 13, 1996  
4 at Washington, Nov. 27, 1994  
4 vs. Philadelphia, Dec. 8, 1991  
4 vs. L.A. Rams, Sept. 8, 1991  
4 vs. Phoenix, Oct. 21, 1990  
4 vs. Kansas City, Dec. 11, 1988  
4 at New Orleans, Nov. 27, 1988  
4 at Dallas, Nov. 2, 1987  
4 vs. L.A. Rams, Nov. 10, 1985  
4 vs. Washington, Nov. 13, 1983  
4 at Green Bay, Nov. 8, 1981  
4 vs. N.Y. Jets, Nov. 1, 1981  
4 at Cleveland, Sept. 30, 1973  
4 vs. Washington, Nov. 15, 1970  
4 vs. New Orleans, Nov. 16, 1969  
4 at Detroit, Nov. 5, 1939

## FIRST DOWNS

### FEWEST FIRST DOWNS ALLOWED

1 at Pittsburgh, Sept. 20, 1933  
2 at Philadelphia, Oct. 3, 1937  
2 vs. Bklyn. Dodgers, Oct. 14, 1934

### MOST FIRST DOWNS ALLOWED

38 at Rams, Nov. 13, 1966  
35 at New Orleans, Nov. 1, 2015  
32 vs. Dallas, Sept. 10, 1978  
31 vs. Tampa Bay, Nov. 18, 2018  
31 at New Orleans, Nov. 28, 2011  
31 vs. Tennessee, Dec. 1, 2002  
31 at San Diego, Oct. 19, 1980  
29 vs. Arizona, Oct. 8, 1995  
29 vs. Washington, Nov. 15, 1981  
29 at Kansas City, Nov. 3, 1974

29 vs. St. Louis, Nov. 4, 1962

### MOST FIRST DOWNS ALLOWED, RUSHING

19 at Seattle, Nov. 9, 2014  
19 at Buffalo, Nov. 26, 1978  
19 vs. Green Bay, Oct. 22, 1967  
17 vs. St. Louis, Dec. 12, 1976

### MOST FIRST DOWNS ALLOWED, PASSING

24 at New Orleans, Nov. 1, 2015  
23 vs. Dallas, Dec. 6, 2009  
23 at San Diego, Oct. 19, 1980  
22 vs. St. Louis, Oct. 2, 2005  
21 vs. Jets, Dec. 6, 2015  
21 at Dallas, Sept. 13, 2015

21 at Dallas, Oct. 28, 2012  
21 vs. Green Bay, Dec. 4, 2011  
21 at Arizona, Nov. 23, 2008  
21 vs. Tennessee, Dec. 1, 2002  
20 vs. Carolina, Dec. 20, 2015  
20 vs. Dallas, Oct. 6, 1985  
20 at L.A. Rams, Nov. 13, 1966  
20 at San Francisco, Sept. 30, 1956  
20 vs. Chicago Bears, Oct. 23, 1949  
19 at Indianapolis, Dec. 23, 2018  
19 vs. Seattle, Oct. 22, 2017  
19 at Green Bay, Dec. 26, 2010  
19 vs. Green Bay, Sept. 16, 2007  
19 at Oakland, Dec. 31, 2005  
19 at New Orleans, Sept. 19, 2005  
19 vs. San Diego, Oct. 2, 1983

## NET YARDS

### FEWEST YARDS ALLOWED

48 at Bklyn. Dodgers, Oct. 17, 1943  
62 at Pittsburgh, Sept. 20, 1933  
66 vs. Pittsburgh, Dec. 8, 1935

### MOST YARDS ALLOWED

682 vs. Chi. Bears, Nov. 14, 1943  
608 at New Orleans, Nov. 2, 2015  
577 at New Orleans, Nov. 28, 2011  
572 at L.A. Rams, Nov. 13, 1966  
567 at San Diego, Oct. 19, 1980

# TEAM RECORDS – GAME – DEFENSE

## RUSHING

### FEWEST ATTEMPTS, OPPONENT

7 at Houston, Dec. 8, 1985  
 9 at Philadelphia, Nov. 20, 1983  
 9 at Philadelphia, Oct. 3, 1937  
 10 at Tampa Bay, Sept. 27, 2009  
 11 at Detroit, Nov. 18, 2007  
 11 vs. Philadelphia, Oct. 29, 2000  
 11 vs. Miami, Sept. 23, 1990  
 11 at Dallas, Sept. 16, 1990  
 12 at Philadelphia, Sept. 10, 2000  
 12 vs. New York Jets, Dec. 15, 1999  
 12 at New Orleans, Dec. 20, 1993  
 12 at Washington, Oct. 10, 1993

12 vs. L.A. Rams, Sept. 19, 1993  
 12 at St. Louis, Nov. 24, 1985  
 12 vs. New Orleans, Oct. 8, 1972

### MOST ATTEMPTS, OPPONENT

60 at Washington, Dec. 9, 1945  
 58 at Washington, Nov. 18, 1956  
 58 at Philadelphia, Oct. 5, 1947

### FEWEST YARDS ALLOWED

-24 at Bklyn. Dodgers, Oct. 17, 1943  
 -1 vs. Chi. Cardinals, Oct. 18, 1953  
 6 at Cleveland, Nov. 6, 1960

### MOST YARDS ALLOWED

420 at Boston (Redskins), Oct. 8, 1933  
 366 at Buffalo, Nov. 26, 1978  
 350 at Seattle, Nov. 9, 2014  
 341 at Detroit, Nov. 15, 1936

### MOST RUSHING TOUCHDOWNS ALLOWED

5 at Seattle, Nov. 9, 2014  
 5 at Buffalo, Nov. 26, 1978  
 5 vs. Green Bay, Oct. 22, 1967

## PASSING

### FEWEST ATTEMPTS, OPPONENT

3 at Detroit, Sept. 23, 1934  
 4 vs. Bklyn. Dodgers, Dec. 7, 1941

### MOST ATTEMPTS, OPPONENT

62 at Dallas, Oct. 28, 2012  
 62 vs. St. Louis, Oct. 2, 2005  
 61 at Carolina, Dec. 10, 2006  
 60 at Washington, Nov. 23, 1997  
 59 vs. Chi. Bears, Oct. 23, 1949  
 57 at Philadelphia, Sept. 23, 1962

### FEWEST COMPLETIONS ALLOWED

0 at Washington, Dec. 11, 1960  
 1 many games; Last: vs. Brooklyn, Dec. 6, 1942

### MOST COMPLETIONS ALLOWED

41 vs. Dallas, Dec. 6, 2009  
 40 at New Orleans, Nov. 1, 2015  
 40 vs. St. Louis, Oct. 2, 2005  
 36 vs. Jets, Dec. 6, 2015  
 36 at Dallas, Sept. 13, 2015  
 36 at Dallas, Sept. 8, 2013  
 36 at Dallas, Oct. 28, 2012  
 35 vs. St. Louis, Sept. 7, 2003  
 34 vs. Carolina, Dec. 10, 2006  
 34 vs. Dallas, Oct. 5, 1997  
 34 vs. Chi. Bears, Oct. 23, 1949  
 33 at Philadelphia, Sept. 23, 1962  
 32 at Los Angeles, Oct. 23, 2016  
 32 vs. New Eng., Dec. 29, 2007  
 32 vs. Arizona, Sept. 11, 2005  
 32 vs. Washington, Sept. 18, 1994

### FEWEST YARDS ALLOWED (NET)

-13 at Philadelphia, Dec. 11, 1977  
 -6 at Washington, Dec. 11, 1960  
 0 at Chi. Cardinals, Nov. 22, 1959

### MOST YARDS ALLOWED (NET)

505 at New Orleans, Nov. 1, 2015  
 488 vs. Chi. Bears, Nov. 14, 1943  
 460 at Philadelphia, Nov. 8, 1953  
 456 at San Diego, Oct. 19, 1980

### MOST TOUCHDOWNS ALLOWED

7 at New Orleans, Nov. 1, 2015  
 7 vs. Chi. Bears, Nov. 14, 1943  
 6 vs. Cleveland, Dec. 12, 1964

## INTERCEPTIONS

### MOST INTERCEPTIONS BY GIANTS

8 at N.Y. Yanks, Dec. 16, 1951  
 8 at Green Bay, Nov. 21, 1948  
 7 vs. Washington, Dec. 8, 1963

### MOST YARDS, RETURNS

144 at Philadelphia, Sept. 13, 1941  
 138 at Dallas, Oct. 15, 1961  
 137 at Washington, Oct. 29, 1995

### MOST RETURNS FOR TOUCHDOWN

2 at Buffalo, Dec. 23, 2007  
 2 at Detroit, Oct. 27, 1996  
 2 vs. Washington, Dec. 8, 1963  
 2 vs. Washington, Dec. 4, 1938



# TEAM RECORDS – SEASON – OFFENSE

## SCORING

### MOST POINTS

448 in 1963  
429 in 2012  
427 in 2008  
422 in 2005  
420 in 2015  
402 in 2009  
399 in 1985  
398 in 1962

### FEWEST POINTS

79 in 1928  
93 in 1932  
115 in 1936

### MOST TOUCHDOWNS

57 in 1963  
49 in 1962, 1967  
48 in 1985, 2010  
47 in 2011, 2012, 2015  
46 in 1961, 2009  
45 in 2005, 2008

### FEWEST TOUCHDOWNS

12 in 1928  
14 in 1932  
15 in 1937  
16 in 1925, 1936, 1940

### MOST TOUCHDOWNS RUSHING

27 in 1930  
24 in 1985  
21 in 1950  
20 in 1992

### FEWEST TOUCHDOWNS RUSHING

3 in 1932  
4 in 1936, 1937, 1987, 1996

### MOST TOUCHDOWNS PASSING

39 in 1963  
36 in 2015  
35 in 1962  
33 in 1967

### FEWEST TOUCHDOWNS PASSING

0 in 1928  
4 in 1926  
5 in 1934

### MOST TOUCHDOWNS ON RETURNS

10 in 1951  
6 in 1944, 1947, 1948, 1949, 1961, 1963, 1996, 2007, 2015

### MOST POINTS AFTER TOUCHDOWN

52 in 1963  
47 in 1962  
46 in 1961, 2012  
45 in 1967, 1985, 2009

### FEWEST POINTS AFTER TOUCHDOWN

4 in 1928  
7 in 1932  
8 in 1925

### MOST FIELD GOAL ATTEMPTS

42 in 2005, 1983  
41 in 1970  
39 in 2012  
38 in 2008  
38 in 1989  
38 in 1981

### MOST FIELD GOALS

35 in 2008, 2005, 1983  
33 in 2012  
32 in 2018  
30 in 2015  
29 in 1989  
27 in 2009  
26 in 1986, 1993, 2002  
25 in 1970, 1999  
24 in 1981, 1988, 1991, 1996, 2014  
23 in 2001, 2006, 2007, 2013

### FEWEST FIELD GOALS

0 in 1932  
1 in 1926, 1928, 1930, 1931, 1936, 1948

### HIGHEST FIELD GOAL PERCENTAGE

97.0 in 2018  
95.5 in 2016  
93.8 in 2015  
92.3 in 2014  
92.1 in 2008  
88.9 in 1996  
88.7 in 2013  
85.2 in 2006, 2007  
84.6 in 2012

### MOST SAFETIES

3 in 2008, 1927  
2 in 1944, 1950, 1953, 1961, 1989, 1994, 1996, 2011

## FIRST DOWNS

### MOST FIRST DOWNS

356 in 1985  
338 in 2008  
336 in 2014  
331 in 2010, 2011, 2015  
327 in 2012  
324 in 1986  
323 in 2002, 2009  
321 in 2007  
317 in 1988  
312 in 2005  
310 in 1984, 2000  
308 in 1999  
304 in 2006  
300 in 1993, 2003

### MOST FIRST DOWNS RUSHING

138 in 1985  
130 in 2008  
127 in 1986, 1993  
125 in 1978  
124 in 1956

### MOST FIRST DOWNS PASSING

218 in 2014  
216 in 2011  
208 in 2015, 2018  
198 in 1984  
197 in 1999  
195 in 2000, 2002  
194 in 2009  
192 in 1985, 2010  
190 in 2016

### MOST FIRST DOWNS BY PENALTY

46 in 2015  
37 in 2012  
36 in 1997  
35 in 2007, 2014  
34 in 2005  
33 in 2004  
32 in 2008, 1992  
31 in 2011



# TEAM RECORDS – SEASON – OFFENSE

## NET YARDS

### MOST YARDS GAINED

6,161 in 2011  
6,085 in 2010  
5,956 in 2015  
5,884 in 1985

5,875 in 2014  
5,856 in 2009  
5,787 in 2005  
5,697 in 2018  
5,695 in 2008

5,687 in 2012  
5,378 in 1986  
5,376 in 2000

## RUSHING

### MOST RUSHING ATTEMPTS

581 in 1985  
580 in 1978  
567 in 1934

### FEWEST RUSHING ATTEMPTS

244 in 1982  
316 in 1945  
362 in 1948  
366 in 1947

### MOST YARDS RUSHING

2,518 in 2008  
2,451 in 1985  
2,336 in 1950  
2,304 in 1978

### FEWEST YARDS RUSHING

769 in 1945  
842 in 1982  
1,049 in 1953

### MOST TOUCHDOWNS RUSHING

27 in 1930  
24 in 1985  
21 in 1950  
20 in 1992  
19 in 2008  
18 in 1956, 1986, 2004, 2012

## PASSING

### MOST PASSES ATTEMPTED

623 in 2015  
616 in 2003  
608 in 2017  
607 in 2014  
602 in 1999  
598 in 2016  
589 in 2011  
583 in 2018  
575 in 1983  
567 in 2013

### FEWEST PASSES ATTEMPTED

125 in 1944  
148 in 1942  
149 in 1934  
149 in 1943

### MOST PASSES COMPLETED

392 in 2015  
383 in 2014  
382 in 2018  
377 in 2016  
373 in 2017  
359 in 2011  
350 in 1999  
339 in 2010  
338 in 2002, 2009  
327 in 2001

### FEWEST PASSES COMPLETED

47 in 1944  
63 in 1943  
64 in 1934  
67 in 1942

### HIGHEST COMPLETION PERCENTAGE

65.5 IN 2018  
63.1 IN 2014  
63.0 IN 2016  
62.9 IN 2010, 2015  
62.4 IN 2009  
61.6 IN 2002  
61.3 IN 2017  
61.0 IN 2011  
61.0 IN 1991  
60.7 IN 2008

### MOST YARDS GAINED (NET)

4,734 in 2011  
4,347 in 2015  
4,272 in 2014  
4,047 in 2018  
4,019 in 2009  
3,951 in 2002  
3,885 in 2010  
3,879 in 2016  
3,825 in 2012  
3,719 in 1999

3,632 in 1984

### MOST TOUCHDOWN PASSES

39 in 1963  
36 in 2015  
35 in 1962  
33 in 1967  
31 in 2010

### MOST PASSES HAD INTERCEPTED

34 in 1953  
31 in 1966  
31 in 1983

### FEWEST PASSES HAD INTERCEPTED

5 in 1990  
8 in 1969, 1991

# TEAM RECORDS – SEASON – OFFENSE

## PUNTING

### MOST PUNTS

112 in 1997  
104 in 1979  
102 in 1996  
101 in 1998  
100 in 1977

### FEWEST PUNTS

47 in 1972  
49 in 1960, 1982  
50 in 1945, 1946  
53 in 1966

### MOST YARDS

4,566 IN 1998  
4,531 IN 1997  
4,445 IN 1979  
4,297 IN 2016  
4,289 IN 1996  
4,271 IN 2013

### HIGHEST PUNTING AVERAGE

47.5 in 2012  
46.9 in 2013  
46.6 in 1959

46.2 in 2016

45.7 in 2011

45.5 in 2014

45.4 in 1964, 2018

### HIGHEST NET PUNTING AVERAGE

(Since 1976)

41.8 in 2018

40.9 in 2016

40.2 in 2008

39.4 in 2012

39.2 in 2011

38.9 in 2015

## PUNT RETURNS

### MOST PUNT RETURNS

64 in 1981  
55 in 1953, 1983, 1984, 1987

### MOST YARDS GAINED

717 in 1941  
675 in 1951  
626 in 1938

### HIGHEST RETURN AVERAGE

15.3 in 1941

14.1 in 1951

13.3 in 1943

## KICKOFF RETURNS

### MOST KICKOFF RETURNS

80 in 1966  
73 in 1994  
72 in 2003  
71 in 1980, 1983, 2009  
70 in 2006

### MOST YARDS GAINED

1,688 in 1964  
1,658 in 2004  
1,648 in 2012  
1,616 in 1966  
1,579 in 2007  
1,529 in 2005  
1,502 in 1999

### HIGHEST RETURN AVERAGE

27.4 in 1944

26.3 in 1953

26.2 in 2012

26.0 in 1946

## FUMBLES

### MOST FUMBLES

49 in 1960  
44 in 1964, 1975  
40 in 1961, 2001

### MOST OWN FUMBLES RECOVERED

23 in 1960  
21 in 1964, 1975, 1981

### MOST OPPONENTS' FUMBLES RECOVERED

27 in 1950

26 in 1946

23 in 1980, 2010

## PENALTIES

### MOST PENALTIES

143 in 2005  
127 in 2003  
124 in 1998  
122 in 1979  
118 in 2004  
116 in 1997  
114 in 2018

### MOST YARDS PENALIZED

1,115 in 2005  
1,090 in 2003  
1,047 in 1979  
1,020 in 1983  
1,016 in 1978

# TEAM RECORDS – SEASON – DEFENSE

## SCORING

### FEWEST POINTS ALLOWED

20 in 1927  
51 in 1926  
67 in 1925  
75 in 1944

### MOST POINTS ALLOWED

501 in 1966  
442 in 2015  
427 in 2009  
425 in 1980  
412 in 2018  
400 in 2011, 2014

### FEWEST TOUCHDOWNS ALLOWED

3 in 1927  
7 in 1926  
8 in 1925

### MOST TOUCHDOWNS ALLOWED

66 in 1966  
55 in 1980  
54 in 1948, 2009

### MOST POINTS AFTER TOUCHDOWN ALLOWED

63 in 1966  
52 in 1948  
51 in 1980

### MOST FIELD GOALS ALLOWED

34 in 2016  
31 in 2015, 2018  
29 in 1991, 1994, 2013, 2014  
28 in 1995, 2003, 2017

26 in 2012

25 in 1988, 2011

24 in 1999

23 in 1987, 1998, 2001, 2010

### MOST SAFETIES BY OPPONENT

3 in 1984  
2 in 1965, 2010

## FIRST DOWNS

### FEWEST FIRST DOWNS ALLOWED

104 in 1938  
106 in 1937  
116 in 1941

### MOST FIRST DOWNS ALLOWED

367 in 2015  
346 in 2018  
338 in 2011  
336 in 1980  
335 in 1995  
327 in 2013

### FEWEST FIRST DOWNS RUSHING ALLOWED

55 in 1982  
58 in 1938  
59 in 1937

### MOST FIRST DOWNS RUSHING ALLOWED

156 in 1980  
155 in 1978  
137 in 1975

### FEWEST FIRST DOWNS PASSING ALLOWED

41 in 1937  
43 in 1938  
47 in 1941

### MOST FIRST DOWNS PASSING ALLOWED

236 in 2015  
210 in 2011  
205 in 2018  
198 in 2013  
196 in 2012  
195 in 1997  
191 in 2016  
189 in 2005, 2006, 2017

## NET YARDS

### FEWEST YARDS ALLOWED

2,029 in 1938  
2,054 in 1935  
2,169 in 1937  
2,219 in 1940

### MOST YARDS ALLOWED

6,725 in 2015  
6,134 in 2012  
6,022 in 2011  
6,012 in 2014  
5,971 in 2017

5,942 in 2018

5,752 in 1980

5,479 in 2006

5,435 in 2016

# TEAM RECORDS – SEASON – DEFENSE

## RUSHING

### FEWEST ATTEMPTS, OPPONENT

301 in 1982  
350 in 1986  
359 in 2000  
366 in 1943

### MOST ATTEMPTS, OPPONENT

640 in 1978  
618 in 1979  
584 in 1980  
580 in 2005  
560 in 1976

### FEWEST YARDS ALLOWED

913 in 1951  
977 in 1940  
1,000 in 1944  
1,006 in 1943

### MOST YARDS ALLOWED

2,656 in 1978  
2,507 in 1980  
2,452 in 1979  
2,422 in 1975

### FEWEST TOUCHDOWNS ALLOWED

1 in 1927  
2 in 1944  
3 in 1926, 1938

### MOST TOUCHDOWNS ALLOWED

31 in 1980  
25 in 1948, 1978

## PASSING

### FEWEST ATTEMPTS, OPPONENT

149 in 1963  
182 in 1937  
184 in 1934

### MOST ATTEMPTS, OPPONENT

638 in 2015  
630 in 2016  
601 in 2013  
596 in 1997  
589 in 2011  
587 in 1986  
585 in 2000  
567 in 2006  
566 in 1988  
561 in 2017

### FEWEST COMPLETIONS, OPPONENT

54 in 1934  
60 in 1936  
62 in 1933

### MOST COMPLETIONS, OPPONENT

423 in 2015  
369 in 2016  
362 in 2018  
361 in 2011, 2013  
347 in 2017  
341 in 2012  
334 in 1986  
333 in 2006  
329 in 2005  
327 in 2000

### FEWEST YARDS ALLOWED (NET)

744 in 1934  
809 in 1933  
914 in 1938

### MOST YARDS ALLOWED (NET)

4,783 in 2015  
4,260 in 2016  
4,082 in 2011  
4,068 in 2012  
4,044 in 2018

4,038 in 2017

4,018 in 2016  
3,850 in 2014  
3,649 in 2006  
3,616 in 1997  
3,584 in 2005

### FEWEST TOUCHDOWNS ALLOWED

2 in 1927  
3 in 1939, 1944

### MOST TOUCHDOWNS ALLOWED

36 in 1966  
31 in 2015  
28 in 1964, 2004, 2011  
26 in 1983, 2012

## INTERCEPTIONS

### MOST INTERCEPTIONS

41 in 1951  
39 in 1948  
35 in 1939

### FEWEST INTERCEPTIONS

10 in 2003  
11 in 2002  
12 in 1976, 1977, 1982, 1991  
13 in 1945, 2009, 2017

### MOST YARDS, RETURNS

569 in 1941  
561 in 1948  
549 in 1944

### FEWEST YARDS, RETURNS

62 in 1976  
91 in 1974  
93 in 2002  
110 in 2010  
113 in 1980, 2004

### MOST TOUCHDOWNS, RETURNS

5 in 1963

## SACKS

### MOST SACKS

68 in 1985  
59 in 1986  
55 in 1987  
54 in 1997, 1998  
53 in 2007

# GIANTS SEASON LEADERS

## GIANTS RUSHING HONOR ROLL

100 YARDS OR MORE IN A GAME, CHRONOLOGICALLY

YDS	PLAYER	DATE OF GAME
108	Harry Newman at Bos.,.....	10/8/33
107	Kink Richards vs. Bkn.,.....	10/22/33
114	Harry Newman vs. G.B.,.....	11/11/34
105	Ed Danowski vs. Bos.,.....	11/25/34
102	Tuffy Leemans at Pitt.,.....	9/27/36
117	Tuffy Leemans vs. Chi. Cards,.....	10/18/36
117	Tuffy Leemans vs. Phil.,.....	10/25/36
118	Hank Soar at Phil.,.....	10/3/37
159	Tuffy Leemans vs. G.B.,.....	11/20/38
101	Tuffy Leemans vs. Clev.,.....	11/10/40
101	Bill Paschal at Bkn.,.....	10/17/43
188	Bill Paschal vs. Wash.,.....	12/5/43
139	Bill Paschal vs. Phil.,.....	10/29/44
113	Bill Paschal vs. Bos.,.....	11/5/44
103	Ward Cuff vs. G.B.,.....	11/19/44
100	Ward Cuff vs. Wash.,.....	12/3/44
143	Bill Paschal vs. Clev.,.....	11/4/45
108	Frank Filchock at Pitt.,.....	10/6/46
107	George Franck vs. Bos.,.....	11/10/46
133	Frank Reagan vs. L.A.,.....	12/1/46
125	"Choo Choo" Roberts vs. Chi. Cards,.....	10/17/48
108	"Choo Choo" Roberts at NY Bulldogs,.....	9/30/49
108	"Choo Choo" Roberts at Chi. Cards,.....	10/30/49
121	Joe Scott vs. Clev.,.....	10/22/50
218	"Choo Choo" Roberts vs. Chi. Cards,.....	11/12/50
145	Ed Price at Balt.,.....	11/19/50
101	Randall Clay vs. Phil.,.....	11/26/50
156	Ed Price vs. N.Y. Yanks,.....	12/3/50
103	Ed Price at Phil.,.....	12/10/50
107	Ed Price vs. Chi. Cards,.....	10/14/51
101	Ed Price vs. Phil.,.....	10/21/51
171	Ed Price at Phil.,.....	12/9/51
138	Ed Price at N.Y. Yanks,.....	12/16/51
130	Ed Price at Dall.,.....	9/28/52
119	Ed Price at Phil.,.....	10/4/52
116	Ed Price at Chi. Cards,.....	11/2/52
106	Ed Price vs. S.F.,.....	11/9/52
139	Alex Webster at Chi. Cards,.....	10/2/55
108	Frank Gifford vs. Wash.,.....	12/2/56
132	Alex Webster at Phil.,.....	12/15/56
115	Bob Epps at Wash.,.....	10/13/57
126	Frank Gifford vs. Cards,.....	11/10/57
116	Mel Triplett vs. Clev.,.....	11/29/59
137	Mel Triplett at Clev.,.....	11/6/60
129	Bob Gaiters at Dall.,.....	10/15/61
100	Alex Webster vs. Phil.,.....	11/12/61
107	Alex Webster vs. Phil.,.....	11/18/62
120	Joe Morrison at Phil.,.....	9/29/63
101	Phil King vs. S.F.,.....	11/17/63
160	Ernie Koy at Wash.,.....	10/1/67
142	Ron Johnson vs. Phil.,.....	10/11/70
140	Ron Johnson vs. Dall.,.....	11/8/70
106	Ron Johnson vs. Wash.,.....	11/15/70

YDS	PLAYER	DATE OF GAME
100	Ron Johnson vs. Buff.,.....	12/6/70
124	Ron Johnson at Phil.,.....	10/2/72
134	Ron Johnson at St. Louis,.....	11/19/72
123	Ron Johnson vs. Phil.,.....	11/26/72
119	Ron Johnson at Cinn.,.....	12/3/72
105	Vin Clements at Dallas,.....	12/17/72
112	Ron Johnson vs. Phila.,.....	9/23/73
101	Ron Johnson at Phila.,.....	11/25/73
119	Doug Kotar vs. Atlanta,.....	10/6/74
108	Doug Kotar at Rams,.....	9/26/76
103	Doug Kotar vs. St. Louis,.....	12/12/76
100	Larry Csonka vs. Chi.,.....	12/18/77
118	Doug Kotar vs. St. Louis,.....	12/10/78
148	Billy Taylor vs. Tampa Bay,.....	10/7/79
126	Billy Taylor vs. Wash.,.....	11/25/79
103	Billy Taylor at Seattle,.....	12/7/80
103	Rob Carpenter vs. St. Louis,.....	10/11/81
116	Rob Carpenter at Seattle,.....	10/18/81
111	Rob Carpenter at Phila.,.....	11/22/81
117	Rob Carpenter at St. Louis,.....	12/13/81
161**	Rob Carpenter at Phila.,.....	12/27/81
113	Rob Carpenter vs. L.A. Rams,.....	9/4/83
111	Rob Carpenter at Atlanta,.....	9/11/83
116	Rob Carpenter vs. G.B.,.....	9/26/83
159	Butch Woolfolk at Phila.,.....	11/20/83
107	Joe Morris at St. Louis,.....	12/9/84
104	Joe Morris at N. Orleans,.....	10/27/85
132	Joe Morris vs. Tampa Bay,.....	11/3/85
118	Joe Morris at Washington,.....	11/18/85
113	George Adams at St. Louis,.....	11/24/85
131	Joe Morris vs. Cleveland,.....	12/1/85
129	Joe Morris at Houston,.....	12/8/85
202	Joe Morris vs. Pittsburgh,.....	12/21/85
141**	Joe Morris vs. S.F.,.....	12/29/85
110	Joe Morris at L.A. Raiders,.....	9/21/86
116	Joe Morris at Seattle,.....	10/19/86
181	Joe Morris vs. Washington,.....	10/27/86
181	Joe Morris vs. Dallas,.....	11/2/86
111	Joe Morris at Phila.,.....	11/9/86
106	Joe Morris vs. Denver,.....	11/23/86
179	Joe Morris vs. St. Louis,.....	12/14/86
115	Joe Morris vs. G.B.,.....	12/20/86
159**	Joe Morris vs. S.F.,.....	1/4/87
132	Joe Morris vs. Jets,.....	12/27/87
107	Joe Morris at Dallas,.....	9/18/88
122	Joe Morris vs. Phoenix,.....	12/4/88
140	Joe Morris vs. Kansas City,.....	12/11/88
101	Ottis Anderson vs. Wash.,.....	10/15/89
120**	Ottis Anderson vs. L.A. Rams,.....	1/7/90
105	Rodney Hampton vs. Buffalo,.....	12/15/90
102**	Ottis Anderson vs. Buffalo,.....	1/27/91
104	Rodney Hampton vs. Clev.,.....	9/22/91
137	Rodney Hampton vs. Pho.,.....	10/6/91

# GIANTS SEASON LEADERS

## GIANTS RUSHING HONOR ROLL [CONTINUED]

### 100 YARDS OR MORE IN A GAME, CHRONOLOGICALLY

YDS	PLAYER	DATE OF GAME
140	Rodney Hampton vs. Hou.,	12/21/91
167	Rodney Hampton vs. Pho.,	10/11/92
138	Rodney Hampton at Wash.,	11/1/92
134	Rodney Hampton vs. TB.,	9/12/93
134	Rodney Hampton vs. Rams,	9/19/93
104	Lewis Tillman at Wash.,	10/10/93
169	Lewis Tillman vs. Phila.,	10/17/93
101	Rodney Hampton at Phila.,	11/21/93
173	Rodney Hampton vs. Ind.,	12/12/93
114	Rodney Hampton vs. Dallas,	1/2/94
161	Rodney Hampton vs. Minn.,	1/9/94
112	Rodney Hampton at Rams,	10/16/94
138	Rodney Hampton vs. Det.,	10/30/94
122	Rodney Hampton at Hou.,	11/21/94
106	Rodney Hampton at Wash.,	11/27/94
149	Rodney Hampton vs. N.O.,	9/24/95
187	Rodney Hampton at Dallas,	12/17/95
103	Tyrone Wheatley at Arizona,	10/12/97
114	Charles Way vs. Arizona,	11/16/97
114	Tiki Barber at Philadelphia,	12/7/97
108	Gary Brown vs. Arizona,	10/18/98
119	Gary Brown at Dallas,	11/8/98
124	Gary Brown at Arizona,	12/6/98
112	Gary Brown vs. Denver,	12/13/98
103	Gary Brown vs. Kansas City,	12/20/98
112	Gary Brown at Philadelphia,	12/27/98
111	Joe Montgomery vs. Jets,	12/5/99
144	Tiki Barber vs. Arizona,	9/3/00
108	Ron Dayne vs. Dallas,	10/15/00
111	Ron Dayne vs. New Orleans,	9/30/01
118	Tiki Barber at Arizona,	11/11/01
124	Tiki Barber vs. Oakland,	11/25/01
110	Tiki Barber at Dallas,	12/09/01
101	Tiki Barber vs. Jacksonville,	11/03/02
127	Tiki Barber at Minnesota,	11/10/02
147	Tiki Barber at Houston,	11/24/02
203	Tiki Barber vs. Philadelphia,	12/28/02
146	Tiki Barber vs. St. Louis,	9/7/03
126	Tiki Barber at Washington,	9/21/03
120	Tiki Barber vs. Atlanta,	11/9/03
111	Tiki Barber at Philadelphia,	11/16/03
125	Tiki Barber at Philadelphia,	9/12/04
106	Tiki Barber vs. Cleveland,	9/26/04
182	Tiki Barber at Green Bay,	10/3/04
122	Tiki Barber at Dallas,	10/10/04
101	Tiki Barber at Minnesota,	10/31/04
108	Tiki Barber at Arizona,	11/14/04
107	Tiki Barber vs. Atlanta,	11/21/04
110	Tiki Barber vs. Philadelphia,	11/28/04
109	Tiki Barber at Cincinnati,	12/26/04
128	Tiki Barber vs. St. Louis,	10/2/05
206	Tiki Barber vs. Washington,	10/30/05
112	Tiki Barber vs. Philadelphia,	11/20/05
151	Tiki Barber at Seattle,	11/27/05
115	Tiki Barber vs. Dallas,	12/4/05
124	Tiki Barber at Philadelphia,	12/11/05
220*	Tiki Barber vs. Kansas City,	12/17/05
203	Tiki Barber at Oakland,	12/31/05
110	Tiki Barber vs. Indianapolis,	9/10/06

YDS	PLAYER	DATE OF GAME
123	Tiki Barber vs. Washington,	10/08/06
185	Tiki Barber at Atlanta,	10/15/06
114	Tiki Barber at Dallas,	10/23/06
115	Tiki Barber vs. Houston,	11/5/06
141	Tiki Barber vs. Chicago,	11/12/06
112	Tiki Barber at Carolina,	12/10/06
234*	Tiki Barber at Washington,	12/30/06
137**	Tiki Barber at Philadelphia,	1/07/07
100	Brandon Jacobs vs. Jets,	10/7/07
107	Brandon Jacobs vs. San Francisco,	10/21/07
131	Brandon Jacobs at Miami,	10/28/07
154	Derrick Ward at Chicago,	12/2/07
130	Brandon Jacobs vs. Washington,	12/16/07
151	Ahmad Bradshaw at Buffalo,	12/23/07
143	Brandon Jacobs at Buffalo,	12/23/07
116	Brandon Jacobs vs. Washington,	9/4/08
136	Brandon Jacobs vs. Seattle,	10/5/08
101	Derrick Ward at Cleveland,	10/13/08
117	Brandon Jacobs vs. Dallas,	11/2/08
126	Brandon Jacobs at Philadelphia,	11/9/08
215	Derrick Ward vs. Carolina,	12/21/08
104	Ahmad Bradshaw at Tampa Bay,	9/27/09
110	Ahmad Bradshaw vs. Oakland,	10/4/09
129	Ahmad Bradshaw vs. Chicago,	10/3/10
133	Ahmad Bradshaw vs. Detroit,	10/17/10
126	Ahmad Bradshaw at Dallas,	10/25/10
103	Brandon Jacobs vs. Washington,	12/5/10
116	Brandon Jacobs at Minnesota,	12/13/10
103	Ahmad Bradshaw at Minnesota,	12/13/10
104	Ahmad Bradshaw vs. Buffalo,	10/16/11
101	Brandon Jacobs at Dallas,	12/11/11
113	Andre Brown at Carolina,	9/20/12
200	Ahmad Bradshaw vs. Cleveland,	10/7/12
116	Ahmad Bradshaw at San Francisco,	10/14/12
103	Ahmad Bradshaw at Washington,	12/3/12
100	David Wilson vs. New Orleans,	12/9/12
107	Ahmad Bradshaw vs. Philadelphia,	12/30/12
106	Brandon Jacobs at Chicago,	10/10/13
115	Andre Brown vs. Oakland,	11/10/13
127	Andre Brown vs. Dallas,	11/24/13
176	Rashad Jennings vs. Houston,	9/21/14
131	Andre Williams at Tennessee,	12/7/14
110	Andre Williams at St. Louis,	12/21/14
170	Rashad Jennings vs. Carolina,	12/20/15
170	Rashad Jennings vs. Philadelphia,	1/3/16
121	Paul Perkins at Washington,	1/1/17
117	Orleans Darkwa at Denver,	10/15/17
154	Orleans Darkwa vs. Washington,	12/31/17
106	Saquon Barkley vs. Jacksonville,	9/9/18
130	Saquon Barkley vs. Philadelphia,	10/11/18
142	Saquon Barkley vs. Tampa Bay,	11/18/18
101	Saquon Barkley at Philadelphia,	11/25/18
125	Saquon Barkley vs. Chicago,	12/2/18
170	Saquon Barkley at Washington,	12/9/18
109	Saquon Barkley vs. Dallas,	12/30/18
120	Saquon Barkley at Dallas,	9/8/19
107	Saquon Barkley vs. Buffalo,	9/15/19

\* Team Record \*\*Postseason Game

# GIANTS SEASON LEADERS

## GIANTS PASSING HONOR ROLL

300 YARDS OR MORE IN A GAME, CHRONOLOGICALLY

YDS	PLAYER	DATE OF GAME
341	Paul Governali vs. Phil.,	11/9/47
363	Charlie Conerly at Pitt.,	12/5/48
357	Charlie Conerly at G.B.,	11/13/49
321	Charlie Conerly at Rams,	9/26/59
315	Y.A. Tittle at Wash.,	10/1/61
307	Y.A. Tittle vs. Phil.,	11/12/61
314	Y.A. Tittle vs. Pitt.,	11/19/61
332	Y.A. Tittle at Pitt.,	9/30/62
505	Y.A. Tittle vs. Wash.,	10/28/62
315	Y.A. Tittle at Dall.,	11/11/62
341	Y.A. Tittle vs. Dall.,	12/16/62
324	Y.A. Tittle at Wash.,	10/16/63
308	Y.A. Tittle vs. Pitt.,	12/15/63
348	Fran Tarkenton vs. N.O.,	10/8/67
325	Fran Tarkenton vs. St. Louis,	12/8/68
320	Fran Tarkenton vs. Wash.,	11/15/70
302	Fran Tarkenton at Pitt.,	11/21/71
372	Randy Johnson vs. Phil.,	12/19/71
348	Randy Johnson at St. Louis,	10/28/73
300	Phil Simms vs. S.F.,	10/14/79
351	Phil Simms vs. Dallas,	11/9/80
322	Phil Simms vs. G.B.,	11/16/80
324	Phil Simms vs. N.Orleans,	9/20/81
310	Scott Brunner vs. Atlanta,	9/12/82
326	Scott Brunner at St. Louis,	12/26/82
395	Scott Brunner vs. San Diego,	10/2/83
325	Jeff Rutledge vs. Dallas,	10/30/83
346	Scott Brunner at Raiders,	11/27/83
349	Jeff Rutledge vs. Seattle,	12/11/83
324	Jeff Rutledge at Wash.,	12/17/83
409	Phil Simms vs. Phila.,	9/2/84
347	Phil Simms at Wash.,	9/16/84
339	Phil Simms vs. Wash.,	10/28/84
343	Phil Simms vs. Kansas City,	11/25/84
432	Phil Simms vs. Dallas,	10/6/85
513*	Phil Simms at Cincinnati,	10/13/85
329	Phil Simms at Dallas,	12/15/85
300	Phil Simms vs. Dallas,	9/8/86
300	Phil Simms vs. San Diego,	9/14/86
310	Phil Simms at Minn.,	11/16/86
388	Phil Simms at S.F.,	12/1/86
359	Phil Simms at St. Louis,	12/13/87
309	Phil Simms vs. L.A. Rams,	9/25/88
324	Phil Simms at Phil.,	10/10/88
320	Phil Simms vs. Detroit,	10/16/88
326	Phil Simms at S.F.,	11/27/89
368	Jeff Hostetler at Dallas,	9/29/91
337	Phil Simms vs. Phoenix,	11/28/93
341	Kerry Collins vs. NY Jets,	12/5/99
316	Kerry Collins at Dallas,	1/2/00
350	Kerry Collins vs. Detroit,	11/19/00
333	Kerry Collins vs. Pitt.,	12/10/00
321	Kerry Collins vs. Jacksonville,	12/23/00
381	Kerry Collins vs. Minnesota,	1/14/01**
346	Kerry Collins at Wash.,	10/28/01
321	Kerry Collins at Minnesota,	11/19/01
338	Kerry Collins vs. Seattle,	12/23/01
303	Kerry Collins at Phil.,	12/30/01
386	Kerry Collins vs. G.B.,	1/06/02
342	Kerry Collins vs. San Francisco,	9/05/02
307	Kerry Collins at St. Louis,	9/15/02
300	Kerry Collins at Minnesota,	11/10/02
366	Kerry Collins at Indianapolis,	12/22/02
314	Kerry Collins at New England,	10/5/03
375	Kerry Collins at Minnesota,	10/26/03
303	Kerry Collins at Jets,	11/2/03
352	Eli Manning at San Diego,	9/25/05
344	Eli Manning at Seattle,	11/27/05

YDS	PLAYER	DATE OF GAME
312	Eli Manning at Philadelphia,	12/11/05
371	Eli Manning at Philadelphia,	9/17/06
312	Eli Manning at Dallas,	9/9/07
303	Eli Manning at Atlanta,	10/15/07
305	Eli Manning at Washington,	11/30/08
330	Eli Manning at Dallas,	9/20/09
384	Eli Manning vs. Atlanta,	11/22/09
391	Eli Manning vs. Philadelphia,	12/13/09
386	Eli Manning vs. Tennessee,	9/26/10
306	Eli Manning at Dallas,	10/25/10
373	Eli Manning vs. Dallas,	11/14/10
301	Eli Manning at Green Bay,	12/26/10
321	Eli Manning at Arizona,	10/2/11
420	Eli Manning vs. Seattle,	10/9/11
349	Eli Manning vs. Miami,	10/30/11
311	Eli Manning at San Francisco,	11/13/11
406	Eli Manning at New Orleans,	11/28/11
347	Eli Manning vs. Green Bay,	12/4/11
400	Eli Manning at Dallas,	12/11/11
346	Eli Manning vs. Dallas,	1/1/12
330**	Eli Manning at Green Bay,	1/15/12
316**	Eli Manning at San Francisco,	1/22/12
510	Eli Manning vs. Tampa Bay,	9/16/12
309	Eli Manning at Philadelphia,	9/30/12
337	Eli Manning vs. Washington,	10/21/12
450	Eli Manning at Dallas,	9/8/13
362	Eli Manning vs. Denver,	9/15/13
334	Eli Manning vs. Philadelphia,	10/6/13
300	Eli Manning at Washington,	9/25/14
359	Eli Manning vs. Indianapolis,	11/3/14
338	Eli Manning vs. Dallas,	11/23/14
391	Eli Manning at St. Louis,	12/21/14
429	Eli Manning vs. Philadelphia,	12/28/14
441	Eli Manning vs. San Francisco,	10/11/15
350	Eli Manning at New Orleans,	11/1/15
361	Eli Manning vs. New England,	11/15/15
321	Eli Manning at Washington,	11/29/15
337	Eli Manning at Miami,	12/14/15
302	Eli Manning vs. Philadelphia,	1/3/16
368	Eli Manning vs. New Orleans,	9/18/16
350	Eli Manning vs. Washington,	9/25/16
403	Eli Manning vs. Baltimore,	10/16/16
356	Eli Manning at Philadelphia,	12/22/16
366	Eli Manning at Philadelphia,	9/24/17
434	Eli Manning vs. Philadelphia,	12/17/17
326	Eli Manning at Carolina,	10/7/18
399	Eli Manning at Atlanta,	10/22/18
316	Eli Manning vs. Washington,	10/28/18
309	Eli Manning at Indianapolis,	12/23/18
301	Eli Manning vs. Dallas,	12/30/18
306	Eli Manning at Dallas,	9/8/19
336	Daniel Jones vs. Tampa Bay,	9/22/19
322	Daniel Jones at Detroit,	10/27/19
308	Daniel Jones at Jets,	11/10/19

\* Team Record

\*\*Postseason Game

# GIANTS SEASON LEADERS

## GIANTS RECEIVING HONOR ROLL

100 YARDS OR MORE IN A GAME, CHRONOLOGICALLY (SINCE 1960)

YDS	PLAYER	DATE OF GAME
135	Kyle Rote at St. Louis.....	10/2/60
116	Kyle Rote at Pittsburgh.....	10/9/60
124	Kyle Rote at Philadelphia.....	11/27/60
180	Bob Schnelker vs. Cleveland.....	12/18/60
105	Kyle Rote at Washington.....	10/1/61
103	Del Shofner at Washington.....	10/1/61
122	Del Shofner vs. Washington.....	11/5/61
137	Del Shofner vs. Philadelphia.....	11/12/61
129	Kyle Rote vs. Pittsburgh.....	11/19/61
100	Joe Walton at Philadelphia.....	12/10/61
135	Del Shofner at Philadelphia.....	9/23/62
101	Alex Webster at Pittsburgh.....	9/30/62
127	Frank Gifford vs. Washington.....	10/28/62
269*	Del Shofner vs. Washington.....	10/28/62
158	Del Shofner at Dallas.....	11/11/62
125	Del Shofner at Washington.....	11/25/62
155	Alex Webster vs. Dallas.....	12/16/62
101	Phil King at Baltimore.....	9/15/63
107	Del Shofner at Washington.....	10/6/63
105	Joe Walton vs. Dallas.....	10/20/63
108	Del Shofner at Cleveland.....	10/27/63
119	Del Shofner vs. Philadelphia.....	11/10/63
159	Del Shofner vs. San Francisco.....	11/17/63
106	Del Shofner vs. St. Louis.....	11/24/63
110	Del Shofner vs. Pittsburgh.....	12/15/63
122	Joe Morrison vs. St. Louis.....	11/1/64
121	Aaron Thomas vs. Minnesota.....	12/6/64
147	Joe Morrison vs. Cleveland.....	12/12/64
117	Aaron Thomas at Minnesota.....	10/9/65
145	Aaron Thomas vs. Philadelphia.....	10/17/65
102	Homer Jones vs. Philadelphia.....	10/17/65
118	Homer Jones at Cleveland.....	11/14/65
182	Homer Jones at Washington.....	12/12/65
173	Homer Jones at Pittsburgh.....	9/11/66
146	Homer Jones vs. Washington.....	10/16/1966
111	Homer Jones vs. Pittsburgh.....	12/11/66
131	Joe Morrison vs. Dallas.....	12/18/66
175	Homer Jones at St. Louis.....	9/17/67
196	Homer Jones at Washington.....	10/1/67
123	Aaron Thomas vs. New Orleans.....	10/8/67
125	Joe Morrison at Pittsburgh.....	10/15/67
110	Aaron Thomas vs. Cleveland.....	10/29/67
149	Homer Jones at Minnesota.....	11/5/67
125	Homer Jones vs. St. Louis.....	12/17/67
101	Homer Jones at Pittsburgh.....	9/15/68
179	Homer Jones vs. Washington.....	9/29/68
116	Homer Jones vs. New Orleans.....	10/6/68
108	Homer Jones at Atlanta.....	10/13/68
109	Joe Morrison vs. St. Louis.....	12/8/68

YDS	PLAYER	DATE OF GAME
142	Homer Jones vs. St. Louis.....	12/8/68
107	Aaron Thomas vs. Dallas.....	12/15/68
100	Homer Jones vs. Minnesota.....	9/21/69
127	Aaron Thomas at St. Louis.....	11/9/69
110	Homer Jones vs. St. Louis.....	12/7/69
134	Joe Morrison vs. Cleveland.....	12/21/69
110	Clifton McNeil vs. St. Louis.....	10/25/70
150	Bob Tucker vs. St. Louis.....	10/25/70
165	Tucker Frederickson vs. Washington.....	11/15/70
151	Rich Houston at Green Bay.....	9/19/71
111	Bobby Duhon at Dallas.....	10/11/71
108	Bob Tucker at Pittsburgh.....	11/21/71
160	Joe Morrison vs. Philadelphia.....	12/19/71
116	Bob Tucker vs. Philadelphia.....	12/19/71
175	Rich Houston vs. Dallas.....	9/24/72
100	Bob Tucker vs. Philadelphia.....	11/26/72
136	Bob Tucker vs. Philadelphia.....	9/23/73
137	Bob Grim at St. Louis.....	10/28/73
101	Ron Johnson at Washington.....	12/2/73
100	Walker Gillette vs. Philadelphia.....	12/8/74
100	Walker Gillette vs. St. Louis.....	10/25/75
105	Walker Gillette at Washington.....	9/12/76
132	Doug Kotar at St. Louis.....	10/3/76
102	Jimmy Robinson vs. Philadelphia.....	10/31/76
118	Jimmy Robinson at Atlanta.....	10/2/77
110	Johnny Perkins at Tampa Bay.....	9/2/78
100	Jimmy Robinson vs. Dallas.....	9/10/78
169	Earnest Gray vs. San Francisco.....	10/14/79
107	Earnest Gray at Kansas City.....	10/21/79
174	Earnest Gray at St. Louis.....	9/7/80
137	Mike Friede vs. Dallas.....	11/9/80
119	Earnest Gray vs. Green Bay.....	11/16/80
108	Mike Friede vs. Green Bay.....	11/16/80
114	Earnest Gray at Seattle.....	12/7/80
118	Johnny Perkins vs. New Orleans.....	9/20/81
101	Gary Shirk vs. New Orleans.....	9/20/81
129	Johnny Perkins at Dallas.....	9/27/81
126	Johnny Perkins at Atlanta.....	10/25/81
118**	Earnest Gray at San Francisco.....	1/3/82
121**	Johnny Perkins at San Francisco.....	1/3/82
102	Butch Woolfolk vs. Houston.....	12/5/82
148	Floyd Eddings vs. Philadelphia.....	12/11/82
124	Earnest Gray at Dallas.....	9/18/83
159	Earnest Gray vs. San Diego.....	10/2/83
111	Earnest Gray at Kansas City.....	10/16/83
135	Butch Woolfolk vs. Dallas.....	10/30/83
145	Earnest Gray vs. Washington.....	11/13/83
119	Byron Williams at L.A. Raiders.....	11/27/83
134	Earnest Gray at L.A. Raiders.....	11/27/83
103	Byron Williams vs. Seattle.....	12/11/83



# GIANTS SEASON LEADERS

## GIANTS RECEIVING HONOR ROLL [CONTINUED]

### 100 YARDS OR MORE IN A GAME, CHRONOLOGICALLY

YDS	PLAYER	DATE OF GAME	YDS	PLAYER	DATE OF GAME
124	Byron Williams at Washington.....	12/17/83	100	Kevin Alexander vs. Cincinnati .....	10/26/97
137	Bobby Johnson vs. Philadelphia .....	9/2/84	141	Ike Hilliard at San Francisco .....	11/30/98
167	Byron Williams vs. Philadelphia .....	9/2/1984	114	Ike Hilliard vs. Washington .....	9/19/99
117	Bobby Johnson at Washington.....	9/16/84	105	Amani Toomer vs. Washington .....	9/19/99
112	Earnest Gray at L.A. Rams .....	9/30/84	123	Amani Toomer vs. Philadelphia .....	10/3/99
120	Lionel Manuel at Atlanta .....	10/14/84	101	Ike Hilliard at Washington.....	11/21/99
128	Earnest Gray vs. Washington .....	10/28/84	181	Amani Toomer vs. Jets .....	12/5/99
102	Lionel Manuel at Dallas .....	11/04/84	121	Ike Hilliard vs. Jets .....	12/5/99
126	Zeke Mowatt vs. Kansas City .....	11/25/84	162	Amani Toomer at St. Louis .....	12/19/99
105	Lionel Manuel at Green Bay .....	9/15/85	100	Tiki Barber at Dallas.....	1/2/00
129	Lionel Manuel vs. Dallas.....	10/6/85	108	Amani Toomer vs. Philadelphia .....	10/29/00
104	Bobby Johnson vs. Dallas.....	10/6/85	100	Amani Toomer at Cleveland .....	11/5/00
111	Lionel Manuel at Cincinnati.....	10/13/85	110	Ike Hilliard vs. St. Louis .....	11/12/00
176	Mark Bavaro at Cincinnati .....	10/13/85	108	Amani Toomer vs. Detroit.....	11/19/00
128	Phil McConkey at Dallas .....	12/15/85	136	Amani Toomer vs. Pittsburgh .....	12/10/00
105	Bobby Johnson at Dallas .....	9/8/86	193	Amani Toomer vs. Jacksonville.....	12/23/00
106	Mark Bavaro at L.A. Raiders.....	9/21/86	155*	Ike Hilliard vs. Minnesota .....	1/14/01
110	Mark Bavaro vs. New Orleans.....	9/28/86	109	Amani Toomer at Washington .....	10/28/01
116	Stacy Robinson at San Francisco.....	12/1/86	106	Ike Hilliard at Minnesota.....	11/19/01
111	Mark Bavaro at Washington .....	12/7/86	124	Amani Toomer vs. Seattle.....	12/23/01
151	Lionel Manuel at Dallas.....	11/2/87	105	Ike Hilliard vs. Seattle.....	12/23/01
105	Lionel Manuel at Philadelphia .....	11/15/87	134	Amani Toomer vs. San Francisco .....	9/05/02
102	Mark Bavaro at Philadelphia .....	11/15/87	100	Amani Toomer vs. Seattle.....	9/22/02
100	Stephen Baker at New Orleans.....	11/22/87	107	Ron Dixon at Minnesota.....	11/10/02
133	Mark Bavaro vs. Philadelphia.....	12/6/87	111	Jeremy Shockey vs. Washington .....	11/17/02
137	Mark Bavaro at St. Louis .....	12/13/87	113	Amani Toomer at Houston.....	11/24/02
109	Mark Bavaro vs. Jets .....	12/27/87	104	Amani Toomer vs. Tennessee .....	12/1/02
142	Lionel Manuel at Dallas.....	9/18/88	204	Amani Toomer at Indianapolis .....	12/22/02
103	Odesha Turner at Washington.....	10/2/88	116	Jeremy Shockey at Indianapolis .....	12/22/02
148	Mark Bavaro at Philadelphia .....	10/10/88	136**	Amani Toomer at San Francisco .....	1/5/03
104	Stephen Baker at Atlanta .....	10/23/88	126	Amani Toomer vs. Dallas.....	9/15/03
106	Lionel Manuel vs. Dallas.....	11/6/88	110	Jeremy Shockey vs. Miami .....	10/5/03
134	Stephen Baker at New Orleans.....	11/27/88	100	Ike Hilliard at Minnesota.....	10/26/03
126	Lionel Manuel vs. Philadelphia .....	12/3/89	127	Amani Toomer at Jets.....	11/2/03
109	Stephen Baker at Washington .....	10/14/90	106	David Tyree at Philadelphia.....	11/16/03
142	Mark Ingram at Dallas .....	9/29/91	110	Amani Toomer vs. Buffalo .....	11/30/03
116	Mark Ingram at Cincinnati .....	12/1/91	126	Amani Toomer vs. Cleveland .....	9/26/04
109	Stephen Baker at Chicago .....	9/21/92	102	Tiki Barber vs. Detroit.....	10/24/04
105	Ed McCaffrey at Dallas .....	11/26/92	100	Amani Toomer at Arizona .....	11/14/04
124	Mike Sherrard at Washington.....	10/10/93	102	Jamaar Taylor vs. Philadelphia .....	11/28/04
113	Mark Jackson vs. Phoenix.....	11/28/93	101	Jeremy Shockey at San Diego.....	9/25/05
109	Mike Sherrard at Houston.....	11/21/94	204	Plaxico Burress vs. St. Louis .....	10/2/05
101	Mike Sherrard at Cleveland .....	12/4/94	129	Jeremy Shockey at Dallas .....	10/16/05
100	Chris Calloway at Kansas City .....	9/10/95	111	Tiki Barber vs. Minnesota .....	11/13/05
128	Mike Sherrard at Seattle .....	11/5/95	113	Plaxico Burress vs. Philadelphia.....	11/20/05
126	Thomas Lewis at Philadelphia .....	11/19/95	127	Jeremy Shockey at Seattle .....	11/27/05
125	Thomas Lewis at Washington .....	10/20/96	109	Plaxico Burress at Seattle .....	11/27/05
108	Chris Calloway at Washington.....	10/20/96	107	Jeremy Shockey at Philadelphia.....	12/11/05
145	Chris Calloway at Detroit .....	10/19/97			

\* Team Record

\*\* Postseason Game

# GIANTS SEASON LEADERS

## GIANTS RECEIVING HONOR ROLL (CONTINUED)

### 100 YARDS OR MORE IN A GAME, CHRONOLOGICALLY

YDS	PLAYER	DATE OF GAME
128	Plaxico Burress at Oakland.....	12/31/05
137	Amani Toomer at Philadelphia .....	9/17/06
114	Plaxico Burress at Philadelphia .....	9/17/06
120	Plaxico Burress vs. Philadelphia .....	12/17/06
144	Plaxico Burress at Dallas .....	9/9/07
124	Plaxico Burress vs. Jets.....	10/7/07
129	Jeremy Shockey vs. Dallas .....	11/11/07
136	Plaxico Burress at Philadelphia .....	12/9/07
151*	Plaxico Burress at Green Bay.....	1/20/08
133	Plaxico Burress vs. Washington.....	9/4/08
102	Domenik Hixon vs. Seattle.....	10/5/08
150	Mario Manningham at Dallas.....	9/20/09
134	Steve Smith at Dallas.....	9/20/09
134	Steve Smith at Kansas City .....	10/4/09
114	Hakeem Nicks at New Orleans .....	10/18/09
126	Mario Manningham vs. Atlanta .....	11/22/09
110	Steve Smith vs. Dallas.....	12/6/09
110	Hakeem Nicks vs. Philadelphia .....	12/13/09
103	Steve Smith vs. Tennessee .....	9/26/10
110	Hakeem Nicks vs. Chicago.....	10/3/10
130	Hakeem Nicks at Houston .....	10/10/10
108	Hakeem Nicks at Dallas.....	10/25/10
101	Steve Smith at Dallas.....	10/25/10
128	Hakeem Nicks at Seattle.....	1/7/10
113	Mario Manningham vs. Philadelphia ...	12/19/10
132	Mario Manningham at Green Bay .....	12/26/10
101	Mario Manningham at Washington.....	1/2/11
122	Hakeem Nicks at Washington .....	9/11/11
110	Victor Cruz at Philadelphia .....	9/25/11
162	Hakeem Nicks at Arizona .....	10/2/11
161	Victor Cruz vs. Seattle.....	10/9/11
128	Victor Cruz vs. Philadelphia.....	11/20/11
157	Victor Cruz at New Orleans .....	11/28/11
119	Victor Cruz vs. Green Bay.....	12/4/11
163	Hakeem Nicks at Dallas .....	12/11/11
164	Victor Cruz at Jets.....	12/24/11
178	Victor Cruz vs. Dallas .....	1/1/12
115**	Hakeem Nicks vs. Atlanta .....	1/8/12
165**	Hakeem Nicks at Green Bay .....	1/15/12
142**	Victor Cruz at San Francisco.....	1/22/12
109**	Hakeem Nicks vs. New England.....	2/5/12
179	Victor Cruz vs. Tampa Bay.....	9/16/12
199	Hakeem Nicks vs. Tampa Bay.....	9/16/12
138	Ramses Barden at Carolina.....	9/20/12
109	Victor Cruz at Philadelphia .....	9/30/12
131	Victor Cruz vs. Washington.....	10/21/12
104	Victor Cruz at Washington.....	12/3/12
121	Victor Cruz vs. New Orleans.....	12/9/12
118	Victor Cruz at Dallas .....	9/8/13
114	Hakeem Nicks at Dallas .....	9/8/13
101	Rueben Randle at Dallas .....	9/8/13
118	Victor Cruz vs. Denver .....	9/15/13

YDS	PLAYER	DATE OF GAME
164	Victor Cruz at Kansas City.....	9/29/13
142	Hakeem Nicks vs. Philadelphia.....	10/6/13
110	Victor Cruz vs. Green Bay .....	11/17/13
135	Hakeem Nicks at San Diego .....	12/8/13
107	Victor Cruz vs. Houston .....	9/21/14
108	Victor Cruz at Washington.....	9/25/14
156	Odell Beckham Jr. vs. Indianapolis.....	11/3/14
108	Odell Beckham Jr. at Seattle.....	11/9/14
112	Rueben Randle vs. San Francisco.....	11/16/14
146	Odell Beckham Jr. vs. Dallas .....	11/23/14
130	Odell Beckham Jr. at Tennessee.....	12/7/14
143	Odell Beckham Jr. vs. Washington .....	12/14/14
148	Odell Beckham Jr. at St. Louis .....	12/21/14
132	Rueben Randle at St. Louis.....	12/21/14
185	Odell Beckham Jr. vs. Philadelphia .....	12/28/14
158	Rueben Randle vs. Philadelphia.....	12/28/14
146	Odell Beckham Jr. vs. Atlanta .....	9/20/15
116	Rueben Randle vs. Washington.....	9/24/15
121	Odell Beckham Jr. vs. San Francisco .....	10/11/15
130	Odell Beckham Jr. at New Orleans .....	11/1/15
105	Odell Beckham Jr. at Tampa Bay .....	11/8/15
104	Odell Beckham Jr. vs. New England.....	11/15/15
142	Odell Beckham Jr. at Washington .....	11/29/14
149	Odell Beckham Jr. vs. Jets.....	12/6/15
166	Odell Beckham Jr. at Miami .....	12/14/15
117	<b>Sterling Shepard vs. New Orleans 09/18/16</b>	
121	Odell Beckham Jr. vs. Washington .....	09/25/16
222	Odell Beckham Jr. vs. Baltimore .....	10/16/16
100	Odell Beckham Jr. at Pittsburgh .....	12/4/16
150	Odell Beckham Jr. at Philadelphia .....	12/22/16
142	<b>Sterling Shepard at San Francisco.. 11/5/17</b>	
139	<b>Sterling Shepard vs. Philadelphia 12/17/17</b>	
111	Odell Beckham Jr. vs. Jacksonville .....	9/9/18
109	Odell Beckham Jr. at Houston.....	9/23/18
131	Odell Beckham Jr. at Carolina .....	10/7/18
143	Odell Beckham Jr. at Atlanta .....	10/22/18
167	<b>Sterling Shepard at Atlanta..... 10/22/18</b>	
136	Odell Beckham Jr. vs. Washington .....	10/28/18
113	<b>Sterling Shepard at Indianapolis. 12/23/18</b>	
116	<b>Evan Engram at Dallas..... 9/8/19</b>	
100	<b>Sterling Shepard vs. Tampa Bay..... 9/22/19</b>	
113	<b>Evan Engram vs. Tampa Bay..... 9/22/19</b>	
102	<b>Golden Tate at New England..... 10/10/19</b>	
121	<b>Darius Slayton at Jets..... 11/10/19</b>	

\* Team Record

\*\* Postseason Game

# GIANTS SEASON LEADERS

## SCORING

YEAR	PLAYER	TD	PAT	FG	PTS
1925	Jack McBride	2	7	2	25
1925	Jack McBride	2	7	2	25
1926	Jack McBride	5	15	1	48
1927	Jack McBride	6	15	2	57
1928	Henry Haines	5	0	0	30
1929	Len Sedbrook	11	0	0	66
1930	Bennie Friedman	7	12	1	57
1931	Hap Moran	4	8	1	35
1932	Ray Flaherty	5	0	0	30
1933	Ken Strong	6	13	5	64
1934	Ken Strong	6	8	4	56
1935	Dale Burnett	6	0	0	36
1936	Tillie Manton	1	15	0	21
1937	Ward Cuff	4	0	2	30
1938	Ward Cuff	2	18	5	45
1939	Ward Cuff	2	6	7	39
1940	Ward Cuff	2	9	5	36
1941	Ward Cuff	2	19	5	46
1942	Ward Cuff	2	18	3	39
1943	Bill Paschal	12	0	0	72
1944	Bill Paschal	9	0	0	54
1945	Frank Liebel	10	0	0	60
1946	Ken Strong	0	32	4	44
1947	Ken Strong	0	24	2	30
1948	Bill Swiacki	10	0	0	60
1949	Gene Roberts	17	0	0	102
1950	Ray Poole	0	30	5	45
1951	Ray Poole	0	30	12	66
1952	Ray Poole	0	26	10	56
1953	Frank Gifford	7	2	1	47
1954	Ben Agajanian	0	35	13	74
1955	Ben Agajanian	0	32	10	62
1956	Frank Gifford	9	8	1	65
1957	Ben Agajanian	0	32	10	62
1958	Pat Summerall	0	28	12	64
1959	Pat Summerall	0	30	20	90
1960	Pat Summerall	0	32	13	71
1961	Pat Summerall	0	46	14	88
1962	Don Chandler	0	*47	19	104
1963	Don Chandler	0	52	18	106
1964	Don Chandler	0	27	9	54
1965	Tucker Frederickson	6	0	0	36
	Homer Jones	6	0	0	36
1966	Pete Gogolak	0	29	16	77
1967	Homer Jones	14	0	0	84
1968	Pete Gogolak	0	36	14	78
1969	Pete Gogolak	0	33	11	66
	Joe Morrison	11	0	0	66
YEAR	PLAYER	TD	PAT	FG	PTS
1970	Pete Gogolak	0	32	25	107
1971	Pete Gogolak	0	30	6	48

1972	Pete Gogolak	0	34	21	97
1973	Pete Gogolak	0	25	17	76
1974	Pete Gogolak	0	21	10	51
1975	George Hunt	0	24	6	42
1976	Joe Danelo	0	20	8	44
1977	Joe Danelo	0	19	14	61
1978	Joe Danelo	0	27	21	90
1979	Billy Taylor	11	0	0	66
1980	Joe Danelo	0	27	16	75
1981	Joe Danelo	0	31	24	103
1982	Joe Danelo	0	18	12	54
1983	Ali Haji-Sheikh	0	22	*35	127
1984	Ali Haji-Sheikh	0	32	17	83
1985	Joe Morris	21	0	0	126
1986	Raul Allegre	0	33	24	105
1987	Raul Allegre	0	25	17	76
1988	Paul McFadden	0	25	14	67
1989	Ottis Anderson	14	0	0	84
1990	Matt Bahr	0	29	17	80
1991	Matt Bahr	0	24	22	90
1992	Rodney Hampton	14	0	0	84
1993	David Treadwell	0	28	25	103
1994	David Treadwell	0	22	11	55
1995	Brad Daluiso	0	28	20	88
1996	Brad Daluiso	0	22	24	94
1997	Brad Daluiso	0	27	22	93
1998	Brad Daluiso	0	32	21	95
1999	Carey Blanchard	0	19	18	73
2000	Brad Daluiso	0	34	17	85
2001	Morten Andersen	0	29	23	98
2002	Matt Bryant	0	30	26	108
2003	Matt Bryant	0	17	11	50
2004	Steve Christie	0	33	22	99
2005	Jay Feely	0	43	*35	*148
2006	Jay Feely	0	38	23	107
2007	Lawrence Tynes	0	40	23	109
2008	John Carney	0	38	35	143
2009	Lawrence Tynes	0	45	27	126
2010	Lawrence Tynes	0	43	19	100
2011	Lawrence Tynes	0	43	19	100
2012	Lawrence Tynes	0	46	33	145
2013	Josh Brown	0	31	23	100
2014	Josh Brown	0	44	24	116
2015	Josh Brown	0	44	30	134
2016	Odell Beckham Jr.	10	0	0	60
2017	Aldrick Rosas	0	20	18	74
2018	Aldrick Rosas	0	31	32	127
2019	Aldrick Rosas	0	22	10	52

\*Single Season Club Record

# GIANTS SEASON LEADERS

## RUSHING

YEAR	PLAYER.....	YDS	....ATT	... TD
1932	John McBride.....	302	.....84	.....1
1933	Harry Newman.....	437	.....130	.....3
1934	Harry Newman.....	483	.....141	.....3
1935	Elvin Richards.....	449	.....153	.....4
1936	Tuffy Leemans.....	830	.....206	.....2
1937	Hank Soar.....	442	.....120	.....2
1938	Tuffy Leemans.....	463	.....121	.....4
1939	Tuffy Leemans.....	429	.....128	.....3
1940	Tuffy Leemans.....	474	.....132	.....1
1941	Tuffy Leemans.....	332	.....100	.....4
1942	Merle Hapes.....	363	.....95	.....3
1943	Bill Paschal.....	572	.....147	.....10
1944	Bill Paschal.....	737	.....196	.....9
1945	Bill Paschal.....	247	.....59	.....2
1946	Frank Filchok.....	371	.....98	.....2
1947	Gene Roberts.....	296	.....86	.....1
1948	Gene Roberts.....	491	.....145	.....0
1949	Gene Roberts.....	634	.....152	.....9
1950	Eddie Price.....	703	.....126	.....4
1951	Eddie Price.....	971	.....271	.....7
1952	Eddie Price.....	748	.....183	.....5
1953	Sonny Grandelius.....	278	.....108	.....1
1954	Eddie Price.....	555	.....135	.....2
1955	Alex Webster.....	634	.....128	.....5
1956	Frank Gifford.....	819	.....159	.....5
1957	Frank Gifford.....	528	.....136	.....5
1958	Frank Gifford.....	468	.....115	.....8
1959	Frank Gifford.....	540	.....106	.....3
1960	Mel Triplett.....	573	.....124	.....4
1961	Alex Webster.....	928	.....196	.....2
1962	Alex Webster.....	743	.....207	.....5
1963	Phil King.....	613	.....161	.....3
1964	Ernie Wheelwright.....	402	.....100	.....0
1965	Tucker Frederickson.....	659	.....195	.....5
1966	Chuck Mercein.....	327	.....94	.....0
1967	Ernie Koy.....	704	.....146	.....4
1968	Tucker Frederickson.....	486	.....142	.....1
1969	Joe Morrison.....	387	.....107	.....4
1970	Ron Johnson.....	1,027	.....263	.....8
1971	Bobby Duhon.....	344	.....93	.....1
1972	Ron Johnson.....	1,182	.....298	.....9
1973	Ron Johnson.....	902	.....260	.....6
1974	Joe Dawkins.....	561	.....156	.....2

YEAR	PLAYER.....	YDS	....ATT	... TD
1975	Joe Dawkins.....	438	.....129	.....2
1976	Doug Kotar.....	731	.....185	.....3
1977	Bob Hammond.....	577	.....154	.....3
1978	Doug Kotar.....	625	.....149	.....1
1979	Billy Taylor.....	700	.....198	.....7
1980	Billy Taylor.....	580	.....147	.....4
1981	Rob Carpenter.....	748	.....190	.....5
1982	Butch Woolfolk.....	439	.....112	.....2
1983	Butch Woolfolk.....	857	.....246	.....2
1984	Rob Carpenter.....	795	.....250	.....7
1985	Joe Morris.....	1,336	.....294	.....*21
1986	Joe Morris.....	1,516	.....341	.....14
1987	Joe Morris.....	658	.....193	.....3
1988	Joe Morris.....	1,083	.....307	.....5
1989	Ottis Anderson.....	1,023	.....325	.....14
1990	Ottis Anderson.....	784	.....225	.....11
1991	Rodney Hampton.....	1,059	.....256	.....10
1992	Rodney Hampton.....	1,141	.....247	.....14
1993	Rodney Hampton.....	1,077	.....292	.....5
1994	Rodney Hampton.....	1,075	.....327	.....6
1995	Rodney Hampton.....	1,182	.....306	.....10
1996	Rodney Hampton.....	827	.....254	.....1
1997	Charles Way.....	698	.....151	.....4
1998	Gary Brown.....	1,063	.....247	.....5
1999	Joe Montgomery.....	348	.....115	.....3
2000	Tiki Barber.....	1,006	.....213	.....8
2001	Tiki Barber.....	865	.....166	.....4
2002	Tiki Barber.....	1,387	.....304	.....11
2003	Tiki Barber.....	1,216	.....278	.....2
2004	Tiki Barber.....	1,518	.....322	.....13
2005	Tiki Barber.....	*1,860	.....*357	.....9
2006	Tiki Barber.....	1,662	.....327	.....5
2007	Brandon Jacobs.....	1,009	.....202	.....4
2008	Brandon Jacobs.....	1,089	.....219	.....15
2009	Brandon Jacobs.....	835	.....224	.....5
2010	Ahmad Bradshaw.....	1,235	.....276	.....8
2011	Ahmad Bradshaw.....	659	.....171	.....9
2012	Ahmad Bradshaw.....	1,015	.....221	.....6
2013	Andre Brown.....	492	.....139	.....3
2014	Andre Williams.....	721	.....217	.....7
2015	Rashad Jennings.....	863	.....195	.....3
2016	Rashad Jennings.....	593	.....181	.....3
2017	Orleans Darkwa.....	751	.....171	.....5

**2018 Saquon Barkley..... 1,307..... 261..... 11**  
**2019 Saquon Barkley..... 137..... 544..... 2**

\*Single Season Club Record

# GIANTS SEASON LEADERS

## PASSING

YEAR	PLAYER	ATT	COMP	YDS	TD	INT
1932	John McBride	74	36	363	6	9
1933	Harry Newman	136	53	973	11	17
1934	Harry Newman	93	35	391	1	12
1935	Ed Danowski	113	57	794	10	9
1936	Ed Danowski	104	47	515	5	10
1937	Ed Danowski	134	66	814	8	5
1938	Ed Danowski	129	70	848	7	8
1939	Ed Danowski	101	42	437	3	6
1940	Ed Miller	73	35	505	4	7
1941	Tuffy Leemans	66	31	475	4	5
1942	Tuffy Leemans	69	35	555	7	4
1943	Tuffy Leemans	87	37	360	5	5
1944	Arnie Herber	86	36	651	6	8
1945	Arnie Herber	80	35	641	9	8
1946	Frank Filchock	169	87	1,262	12	*25
1947	Paul Gervanni	197	85	1,461	14	16
1948	Charlie Conerly	299	162	2,175	22	13
1949	Charlie Conerly	305	152	2,138	17	20
1950	Charlie Conerly	132	56	1,000	8	7
1951	Charlie Conerly	189	93	1,277	10	22
1952	Charlie Conerly	169	82	1,090	13	10
1953	Charlie Conerly	303	143	1,711	13	*25
1954	Charlie Conerly	210	103	1,439	17	11
1955	Charlie Conerly	202	98	1,310	13	13
1956	Charlie Conerly	174	90	1,143	10	7
1957	Charlie Conerly	232	128	1,712	11	11
1958	Charlie Conerly	184	88	1,199	10	9
1959	Charlie Conerly	194	113	1,706	14	4
1960	George Shaw	155	76	1,263	11	13
1961	Y.A. Tittle	285	163	2,272	17	12
1962	Y.A. Tittle	375	200	3,224	33	20
1963	Y.A. Tittle	367	221	3,145	*36	14
1964	Y.A. Tittle	281	147	1,798	10	22
1965	Earl Morrall	302	155	2,446	22	12
1966	Gary Wood	170	81	1,142	6	13
1967	Fran Tarkenton	377	204	3,088	29	19
1968	Fran Tarkenton	337	182	2,555	21	12
1969	Fran Tarkenton	409	220	2,918	23	8
1970	Fran Tarkenton	389	219	2,777	19	12
1971	Fran Tarkenton	386	226	2,567	11	21
1972	Norm Snead	325	196	2,307	17	12
1973	Norm Snead	235	131	1,483	7	8
1974	Craig Morton	237	122	1,510	9	13

YEAR	PLAYER	ATT	COMP	YDS	TD	INT
1975	Craig Morton	363	186	2,359	11	16
1976	Craig Morton	284	153	1,865	9	20
1977	Joe Pisarcik	241	103	1,346	4	14
1978	Joe Pisarcik	301	143	2,096	12	23
1979	Phil Simms	265	134	1,743	13	14
1980	Phil Simms	402	193	2,321	15	19
1981	Phil Simms	316	172	2,031	11	9
1982	Scott Brunner	298	161	2,017	10	9
1983	Scott Brunner	386	190	2,516	9	22
1984	Phil Simms	*533	*286	4,044	22	18
1985	Phil Simms	495	275	3,829	22	20
1986	Phil Simms	468	259	3,487	21	22
1987	Phil Simms	282	163	2,230	17	9
1988	Phil Simms	479	263	3,359	21	11
1989	Phil Simms	405	228	3,061	14	14
1990	Phil Simms	311	184	2,284	15	4
1991	Jeff Hostetler	285	179	2,032	5	4
1992	Jeff Hostetler	192	103	1,225	8	3
1993	Phil Simms	400	247	3,038	15	9
1994	Dave Brown	350	201	2,536	12	16
1995	Dave Brown	456	254	2,814	11	10
1996	Dave Brown	398	214	2,412	12	20
1997	Danny Kanell	294	156	1,740	11	9
1998	Danny Kanell	299	160	1,603	11	10
1999	Kerry Collins	332	191	2,316	8	11
2000	Kerry Collins	529	311	3,610	22	13
2001	Kerry Collins	568	327	3,764	19	16
2002	Kerry Collins	545	335	4,073	19	14
2003	Kerry Collins	500	284	3,110	13	16
2004	Kurt Warner	277	174	2,054	6	4
2005	Eli Manning	557	294	3,762	24	17
2006	Eli Manning	522	301	3,244	24	18
2007	Eli Manning	529	297	3,336	23	20
2008	Eli Manning	479	289	3,238	21	10
2009	Eli Manning	509	317	4,021	27	14
2010	Eli Manning	539	339	4,002	31	*25
2011	Eli Manning	*589	*359	*4,933	29	16
2012	Eli Manning	536	323	3,948	26	15
2013	Eli Manning	551	317	3,818	18	*27
2014	Eli Manning	*601	*379	*4,410	30	14
2015	Eli Manning	*618	*387	*4,432	35	14
2016	Eli Manning	598	377	4,027	26	16
2017	Eli Manning	571	352	3,468	19	13
2018	Eli Manning	576	380	4,299	21	11
2019	Daniel Jones	370	228	2,374	18	11

\*Single Season Club Record

# GIANTS SEASON LEADERS

## RECEIVING

YEAR	PLAYER	NO.	YDS	TD
1932	Ray Flaherty	21	350	5
1933	Dale Burnett	12	212	3
1934	Morris Badgro	16	206	1
1935	Tod Goodwin	26	432	4
1936	Dale Burnett	16	246	3
1937	Tuffy Leemans	11	157	1
1938	Hank Soar	13	164	2
	Dale Burnett	13	145	1
1939	Hank Soar	12	134	0
1940	Leland Shaffer	15	121	2
1941	Ward Cuff	19	317	2
1942	Ward Cuff	16	267	2
1943	Bill Walls	14	231	2
1944	O'Neal Adams	14	342	1
1945	Frank Liebel	22	593	10
1946	Ray Poole	24	307	3
1947	Ray Poole	23	395	4
1948	Bill Swiacki	39	550	10
1949	Bill Swiacki	47	652	4
1950	Bill Swiacki	20	280	3
1951	Joe Scott	23	356	2
1952	Bill Stribling	26	399	5
1953	Kyle Rote	26	440	5
	Eddie Price	26	233	1
1954	Bob Schnelker	30	550	8
1955	Frank Gifford	33	437	4
1956	Frank Gifford	51	603	4
1957	Frank Gifford	41	588	4
1958	Frank Gifford	29	330	2
1959	Frank Gifford	42	768	4
1960	Kyle Rote	42	750	2
1961	Del Shofner	68	1,125	11
1962*	Del Shofner	53	1,133	12
1963	Del Shofner	64	1,181	9
1964	Aaron Thomas	43	624	6
1965	Joe Morrison	41	574	4
1966	Homer Jones	48	1,044	8
1967	Aaron Thomas	51	877	9
1968	Homer Jones	45	1,057	7
1969	Joe Morrison	44	647	7
1970	Clifton McNeil	50	764	4
1971	Bob Tucker	59	791	4
1972	Bob Tucker	55	764	4
1973	Bob Tucker	50	681	5
1974	Joe Dawkins	46	332	3
1975	Walker Gillette	43	600	2
1976	Bob Tucker	42	498	1
1977	Jim Robinson	22	422	1
1978	Jim Robinson	32	620	2
	Johnny Perkins	32	514	3

YEAR	PLAYER	NO.	YDS	TD
1979	Gary Shirk	31	471	2
1980	Earnest Gray	52	777	10
1981	Johnny Perkins	51	858	6
1982	Tom Mullady	27	287	0
1983	Earnest Gray	78	1,139	5
1984	Zeke Mowatt	48	698	7
	Bob Johnson	48	795	6
1985	Lionel Manuel	49	859	6
1986	Mark Bavaro	66	1,001	4
1987	Mark Bavaro	55	867	8
1988	Lionel Manuel	65	1,029	4
1989	Odessa Turner	38	467	4
1990	David Meggett	39	410	1
1991	Mark Ingram	51	824	3
1992	Ed McCaffrey	49	610	5
1993	Mark Jackson	58	708	4
1994	Mike Sherrard	53	825	6
1995	Chris Calloway	56	796	3
1996	Chris Calloway	53	739	4
	Thomas Lewis	53	694	4
1997	Chris Calloway	58	849	8
1998	Chris Calloway	62	812	6
1999	Amani Toomer	79	1,183	6
2000	Amani Toomer	78	1,094	7
2001	Amani Toomer	72	1,054	5
	Tiki Barber	72	577	0
2002	Amani Toomer	82	1,343	8
2003	Tiki Barber	69	461	1
2004	Jeremy Shockey	61	666	6
2005	Plaxico Burress	76	1,214	7
2006	Jeremy Shockey	66	623	7
2007	Plaxico Burress	70	1,025	12
2008	Steve Smith	57	574	1
2009	Steve Smith	*107	1,220	7
2010	Hakeem Nicks	79	1,052	11
2011	Victor Cruz	82	*1,536	9
2012	Victor Cruz	86	1,092	10
2013	Victor Cruz	73	998	4
2014	Odell Beckham Jr.	91	1,305	12
2015	Odell Beckham Jr.	96	1,450	**13
2016	Odell Beckham Jr.	102	1,367	10
2017	Evan Engram	64	722	6
2018	Saquon Barkley	91	721	4
2019	Evan Engram	44	467	3

\* Single Season Club Record

\*\*\*Tied Single Season Club Record

# GIANTS SEASON LEADERS

## INTERCEPTIONS

YEAR	PLAYER	NO	YDS
1940	Doug Oldershaw	4	48
	Leland Shaffer	4	14
1941	Ward Cuff	4	152
	George Franck	4	94
1942	Merle Hapes	3	49
	Hank Soar	3	31
1943	Dave Brown	6	64
1944	Howard Livingston	9	172
1945	Howard Livingston	3	65
1946	Frank Liebel	5	117
1947	Frank Reagan	10	203
1948	Frank Reagan	9	145
1949	Emlen Tunnell	10	251
1950	Otto Schnellbacher	8	99
1951	Otto Schnellbacher	*11	194
1952	Tom Landry	8	99
1953	Emlen Tunnell	6	117
1954	Emlen Tunnell	8	108
	Tom Landry	8	71
1955	Emlen Tunnell	7	76
1956	Emlen Tunnell	6	87
1957	Emlen Tunnell	6	87
1958	Jim Patton	*11	183
1959	Dick Nolan	5	57
	Lindon Crow	5	54
	Jim Patton	5	13
1960	Jim Patton	6	100
1961	Dick Lynch	9	60
1962	Jim Patton	7	125
1963	Dick Lynch	9	*251
1964	Dick Lynch	4	68
1965	Carl Lockhart	4	117
	Dick Lynch	4	38
1966	Carl Lockhart	6	20
1967	Carl Lockhart	5	38
1968	Willie Williams	10	103
1969	Bruce Maher	5	112
1970	Willie Williams	6	114
1971	Willie Williams	5	58
1972	Carl Lockhart	4	56
	Willie Williams	4	42
	Richmond Flowers	4	30
	Pete Aphas	4	11
1973	Pete Aphas	5	52
1974	Chuck Crist	3	20
1975	Bobby Brooks	4	38
1976	Rick Volk	2	14
	Brad Van Pelt	2	13
	Jim Steinke	2	0
1977	Bill Bryant	3	54
1978	Terry Jackson	7	115
1979	Brian Kelley	3	41
	Harry Carson	3	28
	Terry Jackson	3	10
1980	Mike Dennis	5	68
1981	Beasley Reece	4	84
YEAR	PLAYER	NO	YDS
1982	Terry Jackson	4	75

1983	Terry Jackson	6	20
1984	Mark Haynes	7	90
1985	Elvis Patterson	6	88
1986	Terry Kinard	4	52
	Perry Williams	4	31
1987	Terry Kinard	5	163
1988	Sheldon White	4	70
1989	Terry Kinard	5	135
1990	Everson Walls	6	80
1991	Mark Collins	4	77
	Everson Walls	4	7
1992	Greg Jackson	4	71
1993	Mark Collins	4	77
	Greg Jackson	4	32
1994	John Booty	3	95
	Phillippi Sparks	3	4
1995	Vencie Glenn	5	91
	Phillippi Sparks	5	11
1996	Jason Sehorn	5	61
1997	Jason Sehorn	6	74
1998	Percy Ellsworth	5	92
1999	Percy Ellsworth	6	80
2000	Emmanuel McDaniel	6	30
2001	Will Allen	4	27
2002	Jason Sehorn	2	31
2002	William Peterson	2	1
2002	Shaun Williams	2	-2
2003	Frank Walker	2	74
	Ralph Brown	2	51
	Will Allen	2	23
	Johnnie Harris	2	3
2004	Gibril Wilson	3	39
	Brent Alexander	3	3
2005	Brent Alexander	4	45
2006	Kevin Dockery	2	100
	R.W. McQuarters	2	67
	Mathias Kiwaniuka	2	44
	Will Demps	2	30
	Sam Madison	2	28
	Gibril Wilson	2	25
	Fred Robbins	2	12
2007	Sam Madison	4	59
	Gibril Wilson	4	12
2008	Corey Webster	3	65
	James Butler	3	62
	Aaron Ross	3	58
2009	Terrell Thomas	5	87
2010	Terrell Thomas	5	56
2011	Corey Webster	6	71
2012	Stevie Brown	8	307*
2013	Antrel Rolle	6	23
2014	Quintin Damps	4	19
2015	Trumaine McBride	3	84
	D. Rodgers-Cromartie	3	72
2016	D. Rodgers-Cromartie	6	28
2017	Janoris Jenkins	3	113
	Ross Cockrell	3	1
2018	Alec Ogletree	5	61
2019	Janoris Jenkins	4	84

\* Single Season Club Record

# GIANTS SEASON LEADERS

## SACKS

(Official Statistic since 1982)

YEAR	PLAYER	SACKS	YEAR	PLAYER	SACKS
1982	Lawrence Taylor .....	7.5	2000	Keith Hamilton .....	10.0
1983	George Martin .....	9.0	2001	Michael Strahan .....	22.5*
	Lawrence Taylor .....	9.0	2002	Michael Strahan .....	11.0
1984	Lawrence Taylor .....	11.5	2003	Michael Strahan .....	18.5
1985	Leonard Marshall .....	15.5	2004	Osi Umenyiora .....	7.0
1986	Lawrence Taylor .....	20.5	2005	Osi Umenyiora .....	14.5
1987	Lawrence Taylor .....	12.0	2006	Osi Umenyiora .....	6.0
1988	Lawrence Taylor .....	15.5	2007	Osi Umenyiora .....	13.0
1989	Lawrence Taylor .....	15.0	2008	Justin Tuck .....	12.0
1990	Lawrence Taylor .....	10.5	2009	Osi Umenyiora .....	7.0
1991	Leonard Marshall .....	11.0	2010	Osi Umenyiora .....	11.5
1992	Lawrence Taylor .....	5.0		Justin Tuck .....	11.5
1993	Keith Hamilton .....	11.5	2011	Jason Pierre-Paul .....	16.5
1994	Keith Hamilton .....	6.5	2012	Jason Pierre-Paul .....	6.5
1995	Michael Strahan .....	7.5	2013	Justin Tuck .....	11.0
1996	Chad Bratzke .....	5.0	2014	Jason Pierre-Paul .....	12.5
	Michael Strahan .....	5.0	2015	Robert Ayers .....	9.5
1997	Michael Strahan .....	14.0	2016	Olivier Vernon .....	8.5
1998	Michael Strahan .....	15.0	2017	Jason Pierre-Paul .....	8.5
1999	Jessie Armstead .....	9.0	2018	Olivier Vernon .....	7.0
<b>YEAR</b>	<b>PLAYER.....</b>	<b>SACKS</b>	<b>2019</b>	<b>Markus Golden.....</b>	<b>7.5</b>

## ALL-PURPOSE YARDS

YEAR	PLAYER	RUSH	REC	PUNT	KICKOFF	INT	FUM	TOTAL
1942	Merle Hapes .....	363	79	170	215	49	-	876
1943	Bill Paschal .....	572	74	92	183	0	-	921
1944	Bill Paschal .....	737	0	102	260	0	-	1,099
1945	Ward Cuff .....	214	172	124	105	0	-13	602
1946	Bill Paschal .....	362	78	111	158	0	0	709
1947	George Cheverko .....	63	300	88	135	54	0	640
1948	Joe Scott .....	198	235	25	569	10	0	1,037
1949	Gene Roberts .....	634	711	0	16	0	0	1,361
1950	Joe Scott .....	322	240	23	351	0	0	936
1951	Eddie Price .....	971	19	0	0	0	0	990
1952	Emlen Tunnell .....	0	0	411	364	149	3	927
1953	Frank Gifford .....	157	292	106	327	0	0	882
1954	Eddie Price .....	555	352	0	0	0	3	910
1955	Alex Webster .....	634	269	0	0	0	0	903
1956	Frank Gifford .....	819	603	0	0	0	0	1,422
1957	Frank Gifford .....	528	588	0	0	0	0	1,116
1958	Frank Gifford .....	468	330	0	0	0	0	798
1959	Frank Gifford .....	540	768	0	0	0	0	1,308
1960	Kyle Rote .....	0	750	0	0	0	0	750
1961	Alex Webster .....	928	313	0	0	0	0	1,241
1962	Alex Webster .....	743	477	0	0	0	0	1,220
1963	Del Shofner .....	0	1,181	0	0	0	0	1,181
1964	Clarence Childs .....	102	97	40	987	0	0	1,226
1965	Tucker Frederickson .....	659	177	0	0	0	0	836
1966	Homer Jones .....	43	1,044	0	0	0	0	1,087
1967	Homer Jones .....	60	1,209	0	38	0	8	1,315
1968	Homer Jones .....	18	1,057	0	0	0	0	1,075
1969	Joe Morrison .....	387	647	0	0	0	0	1,034
1970	Ron Johnson .....	1,027	487	0	140	0	0	1,654



# GIANTS SEASON LEADERS

## ALL-PURPOSE YARDS [CONTINUED]

YEAR	PLAYER	RUSH	REC	PUNT	KICKOFF	INT	FUM	TOTAL
1971	Rocky Thompson	177	85	0	947	0	0	1,209
1972	Ron Johnson	1,182	451	0	0	0	0	1,633
1973	Ron Johnson	902	377	0	0	0	0	1,279
1974	Leon McQuay	240	59	81	689	0	0	1,069
1975	Doug Kotar	378	86	5	405	0	0	874
1976	Doug Kotar	731	319	0	39	0	0	1,089
1977	Bobby Hammond	577	136	334	419	0	0	1,466
1978	Bobby Hammond	554	173	157	290	0	0	1,174
1979	Billy Taylor	700	253	0	131	0	0	1,084
1980	Alvin Garrett	31	69	287	527	0	0	914
1981	Leon Bright	197	291	410	481	0	0	1,379
1982	Butch Woolfolk	439	224	0	428	0	0	1,091
1983	Butch Woolfolk	857	368	0	13	0	0	1,238
1984	Rob Carpenter	795	209	0	0	0	0	1,004
1985	Joe Morris	1,336	212	0	25	0	0	1,573
1986	Joe Morris	1,516	233	0	0	0	0	1,749
1987	Mark Bavaro	0	867	0	0	0	0	867
1988	Joe Morris	1,083	166	0	0	0	0	1,249
1989	David Meggett	117	531	582	577	0	0	1,807
1990	David Meggett	164	410	467	492	0	0	1,533
1991	Rodney Hampton	1,059	283	0	204	0	0	1,546
1992	Rodney Hampton	1,141	215	0	0	0	0	1,356
1993	David Meggett	329	319	331	403	0	0	1,382
1994	David Meggett	298	293	323	548	0	0	1,462
1995	Rodney Hampton	1,182	142	0	0	0	0	1,324
1996	Tyrone Wheatley	400	51	0	503	0	0	954
1997	Charles Way	698	304	0	46	0	0	1,048
1998	Gary Brown	1,063	36	0	0	0	0	1,099
1999	Tiki Barber	258	609	506	266	0	0	1,639
2000	Tiki Barber	1,006	719	332	28	0	0	2,085
2001	Tiki Barber	865	577	338	0	0	2	1,782
2002	Tiki Barber	1,387	597	5	0	0	0	1,989
2003	Tiki Barber	1,216	461	0	0	0	0	1,677
2004	Tiki Barber	1,518	578	0	0	0	0	2,096
2005	Tiki Barber	1,860	530	0	0	0	0	2,390
2006	Tiki Barber	1,662	465	0	0	0	0	2,127
2007	Brandon Jacobs	1,009	174	0	0	0	0	1,183
2008	Derrick Ward	1,025	384	0	21	0	0	1,430
2009	Domenik Hixon	0	187	256	1,291	0	0	1,731
2010	Ahmad Bradshaw	1,235	314	0	0	0	0	1,549
2011	Ahmad Bradshaw	659	267	0	0	0	0	926
2012	David Wilson	358	34	0	1,533	0	0	1,925
2013	Victor Cruz	0	998	0	0	0	0	998
2014	Odell Beckham Jr.	35	1,305	171	0	0	0	1,511
2015	Odell Beckham Jr.	3	1,450	26	0	0	0	1,479
2016	Odell Beckham Jr.	9	1,367	10	0	0	0	1,376
2017	Orleans Darkwa	751	116	0	0	0	0	867
2018	Saquon Barkley	1,307	721	0	0	0	0	2,028
2019	Saquon Barkley	544	291	0	0	0	0	835

\*Single Season Club Record

# GIANTS LONGEST PLAYS

## LONGEST FIELD GOAL

**57 Aldrick Rosas vs. Chicago, Dec. 2, 2018**

- 56 Ali Haji-Sheikh, at Detroit, Nov. 7, 1983
- 56 Ali Haji-Sheikh, vs. Green Bay, Sept. 26, 1983
- 55 Joe Danelo, vs. New Orleans, Sept. 20, 1981
- 54 Brad Daluiso, vs. Phoenix, Nov. 28, 1993
- 54 Matt Bahr, vs. Houston, Dec. 21, 1991
- 54 Joe Danelo, at Seattle, Oct. 18, 1981
- 54 Pete Gogolak, vs. Dallas, Nov. 8, 1970

**53 Aldrick Rosas at Carolina, Oct. 7, 2018**

- 53 Josh Brown, vs. New England, Nov. 15, 2015
- 53 Josh Brown, at Tampa Bay, Nov. 8, 2015
- 53 Josh Brown, vs. Philadelphia, Dec. 28, 2014
- 53 Lawrence Tynes, at Dallas, Oct. 25, 2010
- 53 Steve Christie, at Philadelphia, Sept. 12, 2004
- 53 Raul Allegre, at Philadelphia, Nov. 15, 1987
- 53 Don Chandler, at Dallas, Dec. 1, 1963

**52 (14 times) Last Time: Aldrick Rosas, vs. Tampa**

## LONGEST RUN FROM SCRIMMAGE

- 95 Tiki Barber, at Oakland, Dec. 31, 2005 (TD)
- 91 Hap Moran, vs. Green Bay, Nov. 23, 1930
- 88 Ahmad Bradshaw, at Buffalo, Dec. 23, 2007(TD)
- 80 Eddie Price, at Philadelphia, Dec. 9, 1951 (TD)
- 79 Frank Gifford, vs. Washington, Nov. 29, 1959
- 78 Saquon Barkley, at Washington, Dec. 9, 2018 (TD)**
- 78 Tiki Barber, vs. Arizona, Sept. 3, 2000 (TD)
- 77 Ahmad Bradshaw, vs. Baltimore, Nov. 16, 2008
- 77 Bill Paschal, vs. Cleveland Rams, Nov. 4, 1945 (TD)
- 75 Orleans Darkwa, vs. Washington, Dec. 31, 2017 (TD)
- 75 Eddie Price, at Chicago Cardinals, Nov. 2, 1952 (TD)
- 75 Tuffy Leemans, vs. Green Bay, Nov 20, 1938 (TD)
- 74 Eddie Price, at Philadelphia, Dec. 10, 1950
- 73 Brandon Jacobs, at Minnesota, Dec. 13, 2010
- 72 Tiki Barber, at Philadelphia, Sept. 12, 2004 (TD)
- 71 Alex Webster, at Chicago Cardinals, Oct. 2, 1955
- 70 Tiki Barber, at Houston, Nov. 24, 2002
- 70 Joe Morrison, at Philadelphia, Sept. 29, 1963 (TD)
- 70 Frank Filchock, at Pittsburgh, Oct. 6, 1946 (TD)
- 70 Kink Richards, vs. Brooklyn, Oct. 22, 1933 (TD)

## LONGEST PASS COMPLETION

- 99 Eli Manning (to Victor Cruz) (TD)  
at Jets, Dec. 24, 2011
- 98 Earl Morrall (to Homer Jones) (TD)  
at Pittsburgh, Sept. 11, 1966
- 94 Norm Sneed (to Rich Houston) (TD)  
vs. Dallas, Sept. 24, 1972
- 92 Eli Manning (to Mario Manningham) (TD)  
at Washington, Jan. 2, 2011
- 89 Earl Morrall (to Homer Jones) (TD)  
vs. Philadelphia, Oct. 17, 1965
- 88 Frank Reagan (to George Franck) (TD)  
vs. Washington, Oct. 12, 1947
- 87 Eli Manning (to Odell Beckham Jr.)  
vs. New England, Nov. 15, 2015 (TD)
- 87 Kent Graham (to Tiki Barber) (TD)  
at Arizona, Dec. 6, 1998
- 85 Eli Manning (to Mario Manningham) (TD)  
at Green Bay, Dec. 26, 2010
- 85 Jeff Hostetler (to Stephen Baker)  
at New Orleans, Nov. 27, 1988 (TD)
- 85 Charlie Conerly (to Choo-Choo Roberts)  
vs. Chicago Bears, Oct. 23, 1949 (TD)
- 84 Eli Manning (to Odell Beckham Jr.)  
at Miami, Dec. 14, 2015 (TD)
- 84 Fran Tarkenton (to Homer Jones)  
at Pittsburgh, Sept. 15, 1968
- 83 Frank Gifford (to Eddie Price)  
at Cleveland, Oct. 31, 1954 (TD)
- 82 Kerry Collins (to Amani Toomer)  
at Indianapolis, Dec. 22, 2002 (TD)
- 82 Joe Pisarcik (to Ed Marshall)  
at Washington, Oct. 23, 1977
- 82 Fran Tarkenton (to Homer Jones)  
vs. Washington, Sept. 29, 1968 (TD)
- 82 Tom Kennedy (to Homer Jones)  
vs. Pittsburgh, Dec. 11, 1966 (TD)

# GIANTS LONGEST PLAYS

## LONGEST INT. RETURN

- 102 Erich Barnes, at Dallas, Oct. 15, 1961 (TD)
- 101 Henry Carr, at Rams, Nov. 13, 1966 (TD)
- 97 Lawrence Taylor, at Detroit, Nov. 25, 1982 (TD)
- 96 Kevin Dockery, at Dallas, Oct. 23, 2006 (TD)
- 96 Ward Cuff, vs. Washington, Dec. 4, 1938 (TD)
- 95 Sam Garnes, vs. Philadelphia, Aug. 31, 1997 (TD)
- 91 Ryan Mundy, at Dallas, Sept. 8, 2013
- 89 Bruce Maher, at Dallas, Nov. 10, 1968
- 82 Dick Lynch, vs. Dallas, Oct. 20, 1963
- 78 George Martin, vs. Denver, Nov. 23, 1986 (TD)
- 75 Vencie Glenn, at Washington, Oct. 29, 1995 (TD)
- 75 Ed Dove, vs. Philadelphia, Nov. 10, 1963

## LONGEST PUNT

- 90 Rodney Williams, at Denver,, Sept. 10, 2001
- 74 Len Younce, vs. Chicago Bears, Nov. 14, 1943
- 74 Don Chandler, at Dallas, Oct. 11, 1964
- 73 Dave Jennings, vs. Houston, Dec. 5, 1982
- 72 Dave Jennings, vs. Dallas, Nov. 4, 1979
- 72 Len Younce, at Brooklyn Tigers, Oct. 15, 1944
- 72 Carl Kinscherf, at Phil.-Pitt., Oct. 9, 1943
- 71 Steve Weatherford, at Philadelphia, Oct. 12, 2014
- 71 Sean Landeta, vs. Green Bay, Nov. 8, 1992
- 71 Sean Landeta, vs. Philadelphia, Dec. 3, 1989
- 71 Kay Eakin, vs. Cleveland, Nov. 16, 1941
- 70 George Frank, vs. Philadelphia, Oct. 12, 1941

## LONGEST PUNT RETURN

- 87 Amani Toomer, vs. Buffalo, Sept.1, 1996 (TD)
- 85 Tiki Barber, vs. Dallas, Oct. 18, 1999 (TD)
- 83 Eddie Dove, at Philadelphia, Sept. 29, 1963
- 81 Bosh Pritchard, at Chicago Cardinals, Nov. 25, 1951
- 81 Emlen Tunnell, vs. Chicago Cardinals, Oct. 14, 1951 (TD)
- 76 David Meggett, vs. Raiders, Dec. 24, 1989 (TD)
- 75 David Meggett, at New Orleans, Dec. 20, 1993 (TD)
- 74 Emlen Tunell, at N.Y. Yanks, Dec. 16, 1951 (TD)
- 71 Emlen Tunnell, vs. Philadelphia, Oct. 21, 1951 (TD)
- 70 David Meggett, at Tampa Bay, Nov. 24, 1991 (TD)

## LONGEST KICKOFF RETURN

- 100 Dwayne Harris, vs. Dallas, Oct. 25, 2015 (TD)
- 100 Clarence Childs, vs. Minnesota, Dec. 6, 1964 (TD)
- 100 Emlen Tunell, vs. N.Y. Yanks, Nov. 4, 1951 (TD)
- 99 Joe Scott, vs. Rams, Nov. 14, 1948 (TD)
- 98 Jimmy Patton, vs. Washington, Oct. 30, 1955 (TD)
- 97 David Wilson, vs. New Orleans, Dec. 9, 2012 (TD)
- 97 Jack Hagerty, vs., Buffalo Bisons, Nov. 5, 1929 (TD)
- 95 Willie Ponder, vs. Arizona, Sept. 11, 2005 (TD)
- 95 Jack Salschieder, at Chicago Cardinals, Oct. 30, 1949 (TD)
- 93 Rocky Thompson, at St. Louis, Oct. 3, 1971 (TD)
- 93 Harry Newman, at Boston Redskins, Oct. 7, 1934 (TD)
- 92 Derrick Ward, at Washington, Dec. 5, 2004 (TD)
- 92 David Meggett, vs. Philadelphia, Nov. 22, 1992 (TD)
- 92 Rocky Thomas, at Detroit, Sept. 17, 1972 (TD)
- 91 Willie Ponder, vs. Pittsburgh, Dec. 18, 2004 (TD)
- 91 Thomas Lewis, vs. Washington, Dec. 10, 1995 (TD)

# NOTEBOOKS & CLIPS



# Giants Notebook

By Michael Eisen  
December 3, 2019

EAST RUTHERFORD, N.J. — His per-game snap totals were usually in the single digits and he spent much of his time on the field bent over to deliver a snap. Because of that, Zak DeOssie was often underappreciated in his 13 seasons with the Giants.

At 35, DeOssie's future is uncertain after he was placed on injured reserve last week with knee and wrist injuries. But his standing as one of most accomplished special teams players in Giants history is secure.

DeOssie played on the teams that won Super Bowls XLII and XLVI. He was a Pro Bowler in 2008 and 2010. His teammates selected him to be a special teams captain every season from 2011-19. DeOssie played in 199 regular-season games (plus 10 in the postseason), a total exceeded by only four players in the 95-year history of the franchise.

DeOssie snapped to punters Jeff Feagles, Matt Dodge, Steve Weatherford, Brad Wing and Riley Dixon, and for kickers Lawrence Tynes, John Carney, Josh Brown, Robbie Gould and Aldrick Rosas. He was credited with 95 special teams tackles, seven in the postseason, including a critical stop of New England's Laurence Maroney on a kickoff return after the Giants took the lead late in the fourth quarter of Super Bowl XLII.

Zak and his father, Steve DeOssie, have a unique and interconnected history not only with the Giants, but in the NFL. They are one of 13 father-son tandems to reach the Super Bowl, but the only one to earn a ring with the same franchise.

The younger DeOssie was a linebacker when the Giants selected him in the fourth round of 2007 NFL Draft from Brown University, but he quickly transitioned to a fulltime snapper. Steve joined the Giants in a trade with Dallas in 1989. Each of them was the first player to touch the ball on epic postseason field goals in Candlestick Park, Steve on Matt Bahr's 42-yard game-winner on the final play of the 1990 NFC Championship Game and Zak on Lawrence Tynes' 31-yarder in overtime in the same game on the same field 21 years later.

The 2019 season marked a milestone for the DeOssies. It was Zak's 13th with the Giants, meaning his career extended one year beyond Steve's tenure in the league. Steve DeOssie played 175 regular-season games for the Cowboys,

Giants, Jets and New England Patriots from 1984-95.

Steve and Zak are the only father-son duo in NFL history in which each played at least 175 games. They are one of just four such tandems in which both the father and son played at least 12 seasons. The others are Archie (three teams from 1971-84) and Peyton (two teams from 1998-2015) Manning, Archie and Eli Manning (who has been with the Giants since 2004), and Rubin (Denver, 1975-86) and Andre Carter (four teams from 2001-13).

The DeOssies played a combined 374 games, leaving them third behind only the Manning family among father-son tandems. Archie and Peyton played a total of 417 games, and Archie and Eli check in at 385 games. The Carters totaled 350 games.

Early this season, Zak DeOssie was asked about sharing these numbers with his father.

"When I was a kid, my dad played for 12 years," he said. "I didn't know what it meant. Then I spent a few years here and I couldn't believe how he managed 12 years. Now, here I am. You don't really stop to think about it, but when you do, it's pretty cool. Especially since he played here. It's awesome."

And always will be.

\*Daniel Jones has thrown at least one touchdown pass in each of his 10 starts, the longest streak to start a career in Giants history and the fourth-longest among all quarterbacks who started their careers since the 1970 merger.

Pro Football Hall of Famer Y.A. Tittle holds the Giants record with at least one touchdown pass in 15 straight games from 1962-64. Eli Manning had three 12-game streaks (2004-05, 2005-06 and 2008). According to the Elias Sports Bureau, Jones is one of several Giants quarterbacks who have had 10-game streaks, and they are tied for fifth in team history.

\*Jones has set the Giants rookie records for passes (370), completions (228) and passing yards (2,374). With 18 touchdown passes, he needs five more to break Charlie Conerly's Giants rookie record of 22, set in 1948. Baker Mayfield holds the NFL record for touchdown passes by a rookie quarterback, with 27 last season.

\*Saquon Barkley's 83 rushing yards against Green Bay on Sunday increased his season total to 544 yards. Barkley rushed for 1,307 yards as a rookie. He is the first Giants

back to exceed 500 yards on the ground in each of his first two seasons since Ron Dayne in 2000-01, when the Heisman Trophy winner ran for 770 and 690 yards.

\*Barkley has caught at least one pass in each of his 25 career games. The record for consecutive games with a catch to start a career in a Giants uniform is 26, by Ron Johnson (1970-72). Five NFL backs have longer active streaks to start their careers: Carolina's Christian McCaffrey (44), Chicago's Tarik Cohen (44), New Orleans' Alvin Kamara (41), Jacksonville's Leonard Fournette (33) and Indianapolis' Nyheim Hines (28).

\*Barkley totaled 115 scrimmage yards (83 rushing 32 receiving) on Sunday. It was the 17th time in his 25 career games he totaled at least 100 yards from scrimmage. That ties him with Billy Simms (who played for Detroit from 1980-84) for the fourth-most such games by a player in his first 25 games. Only Edgerrin James (21 games), Hall of Famer Eric Dickerson (19) and Dallas' Ezekiel Elliott (18) had more.

\*The Giants' defense had neither a sack nor a takeaway vs. the Packers. It was the 25th time since 1990 the Giants did not register a sack or force a turnover. They are 2-23 in those games.

\*When Julian Love opened the game at safety on Sunday, it increased to eight (of 10) the number of Giants draft choices that have started at least one game this season. That ties the team's single-season high since the 1970 merger. The 1971 team also started eight draft choices (out of 14).

No other team has started at least eight draft choices this season. Indianapolis started nine in 2018.

\*Including tight end Kaden Smith and running back Jon Hilliman, 10 rookies have started a game for the Giants this season. The last time the Giants had that many rookies start a game (excluding the 1987 season with replacement players) was 1980 (15).

# Giants Notebook

By Michael Eisen  
December 2, 2019

EAST RUTHERFORD, N.J. — The Giants are well-aware of the length of their losing streak and their unsatisfactory record, but they are also steadfast in their belief that they are on the right path to get where they want to be.

Coach Pat Shurmur has said several times he sees progress. The team practices hard and well and the players report for work each day with an upbeat and aggressive attitude. Only 17 players on the 53-man roster have been in the NFL for more than four years and the young players are gaining valuable experience. That group includes quarterback Daniel Jones, running back Saquon Barkley, guard Will Hernandez, defensive tackle Dexter Lawrence and a quartet of defensive backs who debuted this season — DeAndre Baker, Julian Love, Corey Ballentine and Sam Beal.

What they don't yet have is success on gameday. The Giants yesterday lost their eighth consecutive game, 31-13 to the Green Bay Packers in MetLife Stadium, and enter the final quarter of the season with a 2-10 record. But that hasn't shaken their confidence or their belief in how they prepare during the week, nor will it affect them when they face the Eagles in Philadelphia on Monday Night Football.

"We practice like we are 10-2," Barkley said to reporters crowded around his locker after the game yesterday. "It's our work ethic, if you were able to come in and watch us in the weight room and the attention to details in meetings, it's all there. Obviously, I have the better point of view to be able to see that and say that. It's all there, but for some strange reason it's just not translating to the game right now.

"That's what sucks, because when you work hard for something and you are putting in the time and the effort and things aren't going your way, it sucks. It's easy to cry about it, cry and go hide in the corner, but you have to figure it out. That's what we have to do, we have to figure it out. We have four games left to try to make it into a season that we're proud of. Take it one game at a time and that starts with Philly and try to find a way to get a win and good things will come."

Jones and Shurmur were asked on separate conference calls today why all their hard work during the week hasn't resulted in more success in games.

"I'm not sure," Jones said. "You have to do several things.

Adjusting to different things in the game. I think in practice, you're able to anticipate a lot of the looks. I think we need to be better in some of our awareness, realizing things on the fly and figuring stuff out during the game."

"Obviously, we're not getting the final result we're looking for," Shurmur said. "But throughout the game you see a lot of really good plays on both sides of the ball. I think it's fair to say that we did a really good job against their run game on defense. I think their longest run was a (15-yard) scramble by (Aaron) Rodgers. They had one other medium-sized (nine-yard) run. Then we gave up a couple of long passes for touchdowns that you obviously can't do. But then there were a lot of plays that we defended well. Same thing on offense, we ran the ball much better, we did throw the ball with some efficiency, threw a touchdown pass, but then you have three interceptions. So, it's one of those, it probably plays into what Saquon is saying - there are times when things look really good and then we have those mistakes that hurt us. Especially against a good football team."

Shurmur stressed the issue is not lack of emotional commitment.

"I think the guys played hard throughout the game," he said. "They're in it to win it. I don't think that's a problem as far as gauging it. I think they're out there playing every snap to have success and have a positive impact on the game. I don't worry about that."

All the young players getting significant playing time should soon be the nucleus of a successful team.

\*Jones injured his ankle in the second quarter but stayed in the game. The players have their customary Tuesday off tomorrow and will return to the practice field on Wednesday.

"I think I'll be able to practice," Jones said. "It's sore, but that's kind of typical the day after a game. I think I'll be good to go."

"He's got some game soreness, but he's fine," said Shurmur, who later added his "expectation" is Jones will practice.

\*Jones completed 20 of 37 passes for 240 yards and one touchdown (extending his streak to 10 consecutive games) but tied his season-high by throwing three interceptions, including two in the fourth quarter.

"I think he made some really good throws," Shurmur said.

"He competed throughout the game, even after he got his ankle twisted. Obviously, the interceptions are the focus, but he made an excellent throw on the touchdown pass (an 18-yarder to Sterling Shepard on the Giants' second possession) and he made good throws throughout the game. Certainly, we can't make those... the first interception he tried to fit it in and he'd want that one back. The second interception, he tried to throw the inside route on four verticals and he just overthrew Shep. Shep ran a good route. I think certainly a completion there would've kept the drive alive. Then the last one he threw a go ball to (Darius) Slayton. I think he put a good throw on it, Slayton ducked inside the corner late in the down. We've just got to disrupt that. So, those are the ones. Certainly, we can't throw interceptions. Sometimes they happen, but we've got to get it cleaned up."

\*After the game, Jones had a brief chat with Packers quarterback Aaron Rodgers, who threw four touchdown passes in the game and told him, "Hang in there...learn from these days and the good ones, too."

"I appreciated his encouragement yesterday," Jones said. "It's cool to meet some of these guys and speak to them briefly. He was encouraging. He told me to stick with it and keep working at it, and I certainly appreciate him saying that."

\*Ballentine left the game in the second half and is in the NFL concussion protocol.



## Daniel Jones isn't going to tell you you're wrong about him. He'd rather show you.

By Sally Jenkins  
The Washington Post  
September 27, 2019

Some people looked at Daniel Jones and saw a nondescript kid with a square haircut, a hank of side-comb running across his forehead in a straight line, and decided he was terminally unremarkable. The New York Giants saw something else beneath that flap of hair. They saw smarts, and a chin that would break a fist.

Up close, you notice more subtle things about Jones. The lack of personal vanity that shows itself in a rumpled shirt. A perfectly imperturbable, unblinking gaze. A levelheadedness so pronounced that receiver Sterling Shepard says that "not once" has the rookie quarterback done anything silly or immature.

"I think it's hard to see by his demeanor if he's not confident about anything," Coach Pat Shurmur says.

These all happen to be vital qualities for any athlete who wants to try to play under New York's klieg lights, much less succeed a legend in Eli Manning.

"He's not an excuse-maker. He's stoic in his outlook, and he just keeps coming at you," said Jay Bilas, a longtime friend who coached Jones in youth basketball back in Charlotte, N.C. Yes, that Jay Bilas, who has known him since kindergarten.

Jones has been an NFL starter for only a week, but that's long enough for one of the great told-you-so's in NFL annals. The hoots when the Giants drafted Jones sixth overall still hum in the inner ears. Let's review, just for fun. "Blue Clueless" the New York Post headline blared. "You have got to be kidding me," Stephen A. Smith tweeted. "The Giants are completely lost," Mike Francesa brayed. Then there were Jones's competitors. The passed-over Dwayne Haskins said, "The NFL done messed up." The Cleveland Browns' Baker Mayfield told GQ Magazine he "cannot believe" the Giants drafted Jones, because he wasn't a "winner."

Just try getting a rise out of Jones with any of it, try getting him to respond with a brag, after leading the Giants to that epochal victory over Tampa Bay last week in his first start, the second-largest comeback (18 points) by a rookie quarterback in NFL history. Try shaking him out of his habitual, implacable steady state. Can't do it.

"I'm just trying to keep it going, stack a few wins togeth-

er," he said equably after practice Wednesday.

It was, as Shurmur points out, just "a one-game sample size." But there was something in the quality of that victory that suggests the Giants may have found their next great quarterback. "He's one of the smartest players I ever been around," Shepard says. Asked if he has seen any change in Jones's demeanor over the past week since he went from jeered joke to Wonder Boy in the space of a Sunday, Shepherd replied, "You see the same thing, which is great, and what you want to see: the same guy every day, that's going to come to work and handle business. And that's what he does."

Trying to draft an answer at quarterback, a long-term face of the franchise, is the most precarious, job-threatening, trap-door task in the NFL. It's a metric-defying mystery why some slight-chested guy turns out to be great, while the head-turner built like a fountain statue fizzles. It's therefore worth exploring just what the Giants saw in Jones, while others shrugged and pegged him a low-rounder.

Start with the discerning eye of Shurmur, who has been on eight playoff staffs, so he knows quality. And that of General Manager Dave Gettleman, a deeply experienced pro scout who started with the Buffalo Bills in 1986, and was sitting at the elbow of the legendary Ernie Accorsi on the day that Accorsi controversially traded for Eli Manning 15 years ago. If there was one thing both men understood about drafting a quarterback, it was that you don't risk a high pick on a player who had one wondrous season. Those are the most likely to disappoint.

What gave them the certainty to seize Jones at No. 6 was three seasons of evidence, reams of film from 36 straight starts at Duke in a pro-style offense under renowned coach David Cutcliffe, during which Jones consistently showed some unmistakable traits: leggy 6-foot-5 athleticism, pro-caliber reads, and the ability to complete throws accurately under pressure.

There was a something else too: an underlying tenacity. Bilas saw it when Jones was the AAU basketball teammate of Grant Williams, the future No.1 NBA draft pick of the Celtics.

"Grant was the most talented player, but Daniel was the best all-around player we had, and the toughest," Bilas says.

Jones attended Bilas's annual camps every summer, and in his junior year, he showed up with a cast on his broken right wrist. Bilas thought Jones had just come to watch, but Jones

said, "No, I'm playing," and took the court.

"Left-handed, he was the best player in camp," Bilas said.

He was an unassuming, coachable kid, "quiet, not demonstrative." Bilas had to threaten to bench him to get him to be more aggressive with the ball and drive one-on-one to the basket. Bilas told him, "If you don't get a charge called on you, you're coming out. I want you to knock a guy down. Go run somebody's ass over, and don't help them up."

Jones just nodded at him with spaniel eyes, and then went out and drove straight inside on two consecutive plays, "guys bouncing off him." He made the shots and drew fouls.

"He doesn't just come ready to play; he comes ready to fight," Bilas said. "If you put him in a room with a bunch of competitors and only one guy can come out? I'd bet on him."

The film at Duke showed the same thing. Washington Redskins Coach Jay Gruden this week articulated what everyone now recognizes: Jones's middling collegiate career at Duke was actually a triumph of competitiveness over awfulness. His receivers dropped nine percent of his passes, the second-highest rate of any quarterback in his class. He'd hit a guy right in the hands, and the ball would fall to the turf. He was constantly in danger of being overwhelmed, with an offensive line that ranked among the worst in major college football, 83rd in pressures allowed.

"He took a lot of shots; they were outmatched a lot of times," Gruden said. But Jones stood in, "and did some really good things, showed his accuracy, toughness and athletic ability."

Former lineman turned NFL Network analyst Brian Baldinger perhaps summed up Jones's Duke career most succinctly: Of all the college quarterback prospects, Jones "had to endure the most Saturdays full of wrong routes, poor protections, and the drops."

He still he threw for 8,201 yards and 52 touchdowns to just 29 interceptions and rushed for 17 more TDs. After he had run for his life against an undefeated Clemson, Cutcliffe marveled, "I mean, how can you fight and battle and put the ball where he put it time and time again against that kind of pressure?"

It shouldn't have been so shocking then, when Jones completed 73 percent of his throws under pressure against Tampa Bay last week. Yet so many evaluators apparently hadn't paid proper attention, drawn more to louder talents or more vibrant eye candy. As Shurmur said with such a

smack of satisfaction, "I'm fond of the phrase 'still waters run deep.' So that's what I think of Dan."

Like all rookie quarterbacks, naturally, Jones will have his reversals and bad days. One might even come this week against the win-starved Redskins. But it seems increasingly apparent that the much-mocked Giants properly valued this interesting self-contained young player, who radiates such stillness and yet promise. In fact, Jones may have shown everybody who he really is way back on Aug. 20, before he ever took the field. That was the day Mayfield's comments went public. Jones was asked how he'd respond if they met face to face on a field.

Jones just said calmly, "I'd make sure we won the game."

## The Final Days of Eli (Or Not. With Him, Who Knows?)

By Ben Baskin  
Sports Illustrated  
October 10, 2019

Eli Manning's three daughters stand shoulder to shoulder in the first row of the family's MetLife Stadium suite and wait for their father. After games, the Giants' quarterback always walks off the field through the tunnel closest to his brood, glances into the crowd—no matter if the fans are cheering or booing—and waves to his girls, wife Abby included.

"Where's daddy?" asks six-year-old Lucy, who the family calls Lou, her forearms resting on a glass partition. She wore her dad's No. 10 Ole Miss jersey today in hopes that it would bring him luck against the visiting Bills, rewinding the inexorable gears of time.

Abby doesn't know where her husband is. She scans the field. Even seven-month-old Charlie—Chill Man Charlie, they call him, because he never cries—appears to be looking. Daddy is nowhere to be found.

Five minutes pass. The stadium is nearly empty when Abby decides they somehow must have missed Eli come off the field. "That's a first," she says. Then she squirts ketchup on a hot dog, wraps it in cellophane and places it in a bag to bring to her husband, along with two Bud Lights.

\*\*\*

This is the last game before Eli Manning will be benched, likely for the final time, likely ending a long, incomparable, inexplicable career. One hundred sixteen wins—more than Bradshaw and Starr and Aikman. Three hundred sixty-two touchdowns—more than Elway and Unitas and Montana. Two hundred forty-one interceptions—more than all but 12 other passers ever; the league leader three times. And those two Super Bowl wins, each with last-second heroics that defied explanation. Nobody in the suite expects this outcome when they leave the stadium. They know the end will arrive at some point, of course. But there is hope that Eli, at 38, has one last trick left, one more improbable escape, one final surprise to reveal right as everyone declares him done.

It has always been a struggle to explain Manning. His career, his personality, his existence. The youngest son of America's first football family never adhered to any norms, never fit any preconceived notion of what a football player should be. He's been watched and studied his

entire life, written about and dissected, and still no one has been able to define him.

He's always liked it that way, the air of mystery, friends say. He's found it hilarious, really, that his life has been reduced to a caricature, to memes and the Manning Face. Those closest to him—teammates, friends, family—all aver that the outside world has never understood the real Eli Manning, although in some ways neither have they. As Manning's career has strained through its denouement, they, too, have often been left guessing at how Eli truly feels.

Nobody knows for certain if this is the end, but if it is, this is what it looks like: A Sunday afternoon in New Jersey, Week 2, unseasonably warm, the air heavy, one of those September days where the calendar appears to have moved on to autumn before the weather is ready to comply. Eli is barely a quarter of the way into the 232nd start of his career—he'll finish the day with his 116th loss, a symmetry oddly befitting—when the boos come. They start after receiver Bennie Fowler (who will be cut two weeks later) drops a third-down pass that would have been several yards short of the marker anyway, and they resume seemingly every time the quarterback exits the field. Occasionally they come interspersed with tepid cheers, as if fans don't quite know how to act. Impatience battling nostalgia.

Abby watches most of the game in the outdoor section of the Mannings' suite, sitting in the last row to avoid the sun and holding a team roster because she doesn't know many of the players her husband is throwing to. It's the first time she's ever had to do this, such is the extent to which injuries and suspensions have already depleted the Giants' offense. Not that the circumstances have cushioned her husband from criticism. This doesn't surprise the Manning family; it's always been this way. Such is the position, the city, the last name. Nobody is looking for pity.

Olivia Manning, Eli's mother, sits beside her daughter-in-law, doting on the girls as they run around with cups of popcorn and handfuls of Gummy bears. The two women take turns holding Charlie—his blue onesie spotted with miniature footballs, his blue eyes wide—and marvel at the boy's placid comportment. As the crowd veers between cheers and jeers, Charlie neither laughs nor cries. He simply takes everything in.

Archie Manning, Eli's father, sits alone inside the suite, mostly in silence, watching intensely. As the clock winds down on a 28-14 loss, Eli heaves the ball downfield hoping for a miracle, like he so often does. The pass is intercepted. This pains Archie, who long ago stopped trying to convince his son to take fewer risks at the end of games that are

already out of hand. When Archie was playing, he always worried that one more pick would land him on the bench. But he learned early in his youngest son's career that Eli has never cared about stats, or optics, or potentialities. That's just Eli. It's a phrase used often by those who know him best, a catchall for any behavior that typifies the man they long ago gave up trying to explain.

After the turnover, a chant breaks out directly in front of the suite. The fans, several with Manning's name stitched across their backs, are openly clamoring for Eli's successor. "We want Dan-iel! We want Dan-iel!"

One of Manning's daughters asks what they're saying.

"Nothing," Abby responds.

\* \* \*

Three days later, Eli Manning settles in front of his locker at the Giants' practice facility. He's wearing a gray team-issued T-shirt and red-and-blue shorts. His face is dotted with stubble. Twenty-four hours earlier the Giants announced they were benching their quarterback of the past 16 seasons and replacing him with rookie Daniel Jones. It was a move surprising only for its timing, after just two games.

An expanding mass of bodies circles Manning. Reporters hold out microphones and cameramen strain to lift bulky camcorders over their heads to view past the phalanx, focusing on the quarterback's face, which remains unmoved. Eli talks for several minutes, answering every question. He's disappointed, of course, but he'll handle it. He gave it a shot, worked hard, did everything he thought he could. But now he'll support the rookie, provide him with decades of accumulated advice. At one point he's asked if this is the end of Eli Manning.

"I'm not dying," he says.

Shaun O'Hara, Manning's center for seven seasons, until he retired in 2010, is frustrated. He needs to say the things he knows his quarterback never would: that the 94-year-old franchise is in complete disarray, that management has done an awful job the last decade of drafting players around their quarterback, that the line they've often put in front of him is "downright criminal," that they've "wasted [Eli's] prime years." O'Hara bemoans the timing of Jones's promotion. The team, he says, is using Manning as a scapegoat to cover larger issues. "Even with all the dysfunction around him, Eli hasn't said a peep."

That's just Eli. Teammates say that in a league where

players care most about shaping their narrative, Manning has never attempted to dictate how others view him. As a result, he's woefully misunderstood. Outsiders will plug in their own constructs to describe the quarterback—goofy, simple, boring, like adjectives into a Mad Libs template—only, they tend to get it wrong. These teammates laugh when they encounter fans who question Eli's toughness, or how much he cares. They cite the extra meetings he'd run every week, on his own, for running backs and receivers; the exhaustive tape cut-ups he'd create for other players to study. "He worked his ass off," says former Giants tight end Kevin Boss.

There's an argument to be made, teammates say, that Eli is the last truly masculine player in the league, the old stoic cowboy archetype. When he was hurt, he'd go into the training room at 5 a.m., before any other player arrived, because he didn't want anyone to see him that way. He once went on a week-long offseason vacation with O'Hara to Napa Valley, and the two spent nearly every minute together. One day after returning, O'Hara was shocked to see reports the quarterback was having ankle surgery. Manning had never mentioned it.

Even those in Eli's innermost circle rarely get the sense that the outcome of a game or the constant criticism—really, anything at all—has ever affected him. Tim Hasselbeck spent countless hours alone with Manning as his backup in 2005 and '06, and only once did he encounter anything remotely revealing. Days after a loss to the Bears, the two passers were sitting in the Giants' darkened quarterbacks room, watching film, when suddenly the tape cut out. Hasselbeck figured the projector had froze, but when he turned around he saw Manning staring at him through the darkness. "All these people are saying I'm a bust," Eli said.

It was a fleeting moment, the only time Hasselbeck ever heard Manning acknowledge the outside noise. But "part of me," Hasselbeck says, "was like, Dang, dude—you are human."

Other teammates say that, privately, Manning had ways of addressing his unparalleled stresses. They'd sometimes see him meeting on off days with a sports psychologist. One teammate says he accidentally walked in on such a session at the team facility and saw handwritten on the whiteboard: 1) PLAYING IN NEW YORK 2) ARCHIE'S SON 3) PEYTON'S BROTHER. Eli and the psychologist, this player recalls, were discussing how anyone could possibly navigate those circumstances—pressures, other teammates say, that only someone with Manning's particular sangfroid could handle. Occasionally, coaches would try to glean information from the psychologist, like what Eli really felt about a particular game plan. Anything to get a "little peek

behind the curtain," one former coach says.

The world got its own peek when Manning appeared to choke up, ever so slightly, talking to the media after Ben McDoo shockingly benched him two years ago, ending a streak of 210 consecutive starts. Behind the scenes, Manning told O'Hara it wasn't the streak ending that hurt him—he's never cared about records—but rather what it represented: That I am not going to be there to lead my teammates. That, O'Hara says, "was the toughest thing for him."

When Giants brass fired McDoo and general manager Jerry Reese a week later (seemingly a result of the benching fallout), teammates say the quarterback took no pleasure in reclaiming his starting role, harbored no feelings of vindication. He hated to feel like he was the cause of anyone losing a job. His message to the team was simple: Let's go back to work.

That offseason, Manning's wife and some former teammates took him out for a birthday dinner at Del Posto, an Italian eatery in Manhattan, where they ate steaks, drank red wine and reminisced about past Super Bowl runs. Rumors were swirling around that time that Manning might welcome a trade to Jacksonville, where he'd hypothetically reunite with his former coach, Tom Coughlin, so friends bought the birthday boy a Jaguars T-shirt as a gag gift. Manning received the gesture with only an "F you smirk," says Chris Snee, another former teammate left to search the unspoken void for meaning.

O'Hara did broach the topic of retirement this past offseason, after yet another difficult year, asking Manning if he still wanted to play. The answer was definitive: Absolutely. Not because he wanted to prove anyone wrong or etch his name in the record books; no teammate recalls ever hearing Eli discuss his legacy or place in history. He wanted to continue playing simply because he still enjoyed it and thought he could compete at a high level.

The Giants must have had the end in mind, though, when they drafted Jones, out of Duke, with the sixth pick in April. Manning immediately called his eventual successor and reached him at the airport in Nashville. "Welcome," Eli said. "I'm excited to be teammates." Indeed, when Jones arrived at training camp, Manning was happy to assist with film study, taking the 21-year-old to play golf and out to dinner. He also razzed Jones like he would any newcomer, making him sing during team meetings. When the rookie's rendition of "Wagon Wheel" was poorly received, Manning made him try again, this time assigning him T-Pain's "Buy You a Drank."

That's the Manning teammates say is universally loved. What the quarterback has always enjoyed most about his sport is being part of a team, the camaraderie and cold beers on bus rides home. That Eli was still there one day after his latest benching. Right before the media swarmed the quarterback's locker, he and tight end Evan Engram, a fellow Mississippi alum, were joking about the upcoming Ole Miss game. "Same exact Eli," Engram says. "Always having fun."

Snee wasn't angry about this benching—not the way he was two years ago, when he and several other former Giants planned to wear Manning's jersey to the next home game in protest. Nor was he shocked. Only sad. He knew how excited Eli had been about this season, how much he loves being a Giant. He understood how it pained the quarterback, not being able to help his teammates. So he texted Manning and asked how he was feeling.

"Disappointed," Manning responded. "But I'll be O.K."

"I know you will," Snee typed back. "You're the toughest scrawny guy I know."

\* \* \*

Justin Wade did not text Manning after the benching. Eli's freshman-year roommate at Ole Miss understands his friend doesn't need the encouragement, doesn't want it. "He has an iron stomach," Wade says. "He eats it."

Wade had spoken to Manning less than a week before the demotion, but they didn't talk football, of course. There's an unofficial rule for all of Manning's friends: Never discuss the sport. Instead they spoke about their children. Wade, too, has daughters, and they often empathize with one another over households bubbling with emotions. That's about as deep as they get.

James Montgomery understands. He's one of Manning's oldest friends and, a few days after the benching, he hadn't spoken with Eli yet either. He's gone back and forth on what he could really say, knowing Manning has no desire to talk about it all. He understands the role Manning likes his friends to play: make him laugh, reminisce, take him back to "the simplicity in life."

Over the years, when friends have come to visit for home games, it's been tradition for Eli to drive everyone afterward to his Summit, N.J., home in his grey Toyota Sequoia, win or lose. Manning puts on music—he's known to have a playlist for every occasion—and start a dance party for

his daughters, before stepping out to bathe them and put them to bed. There's food—sometimes Abby gets steak and pasta catered, other times they just order a pizza—and wine, which Manning picks out from the well-stocked cellar in his basement. Over dinner he will ask everyone about their jobs, their families, their children. Football will never be discussed.

Eli's brother Peyton is the embodiment of the cliché player who hates to lose more than he loves to win. But that's never been Eli. Friends say he's always had a healthy perspective about his job. After the Giants lost 23-0 to the Panthers in January 2006, Manning's first postseason game, the quarterback still went out with friends for a celebratory dinner in Manhattan. He understood he'd worked as hard as he could, did everything in his power to win, so there was no point in agonizing. There were more important things in life, and he's never wanted football to define him. Eli has "remained remarkably similar, in the best of ways," says Brandon Berger, a friend since first grade. "The same priorities; very rooted in his family and friends."

When Eli was drafted with the first pick in 2004, friends all believed his personality would eventually shine. His droll sense of humor. His tendency to quote Fletch or Caddyshack or the old Deep Thoughts by Jack Handey skits from Saturday Night Live, which a younger Manning was known to recite to confused fans who approached him at bars. And, of course, his passion for karaoke. At Ole Miss, Manning's karaoke machine had been his most prized possession. Nights out often ended back at his apartment, with the quarterback in jean shorts and a tank top screeching out Elton John, Def Leppard and Johnny Cash to a packed room. He was rarely on pitch, and he often looked quite goofy, but Eli has never cared what people think of him. Friends say no one is more comfortable in their own skin.

Which is why the public never saw that side of him, friends now realize. Eli has never wanted to be known or understood. He's never worried about how he's viewed. When people tell him to start a Twitter account, he truly doesn't understand why anyone would care what he has to say. Even as the star quarterback in the league's biggest media market, friends say he has clung to being a normal guy with a normal life. Privacy has always been a chief concern, and he often laments to those close to him that the camera phone is the worst invention the world has ever seen. Forced to accept that reality, he still has fun with it. If Manning encounters a particularly obnoxious fan who harasses him for a picture, he'll hand the phone to a friend and whisper instructions: Just get half of my face.

For as much as he conceals, though, some of the common notions about Eli are relatively accurate. Like the fact

that he doesn't get overly emotional, whether it be over a touchdown or an interception or worse. Friends say they've never seen him rattled, never seen him lose his cool, never seen him overcome with anger or excitement. He just isn't affected that way. Years ago, on a flight home from London with friends, a loud explosion shortly before takeoff caused panic and forced everyone to deplane. In the terminal afterward, friends realized they didn't know where Eli was, so they notified a flight attendant. Manning was soon found, fast asleep in his seat.

Even in recent years, as the O-line turned porous and the media bashed the Giants' front office and the team missed postseason after postseason, Manning has never joined in when acquaintances have complained about the circumstances. We're dealing with it, he'll say. Or: These guys are doing their best. If there's been an existential crisis brewing underneath his placid exterior, even his best friends don't know about it.

Days after the Giants drafted Jones, signaling the beginning of the end, Eli was a groomsman in a friend's wedding. And if anything bothered him during that weekend in Savannah, Ga., nobody could tell. Manning led an uproarious roast of the groom, sang and danced, and even posed for pics with two high schoolers who'd crashed the event. He also short-sheeted the newlyweds' bed on their wedding night, calling the groom at 8 a.m. the next morning to ask, "Did you get a good night's sleep?" as he giggled hysterically.

That's the Eli friends adore: an oversized man-child who just wants to keep things light and fun. His baseline mood is happy. "I feel terrible for him, but I don't feel sorry for him," says Wade of the latest benching. "It's almost like he was raised for this."

\* \* \*

Archie and Olivia Manning used to worry about their youngest child. They were confounded by him. Archie would tell friends he was scared that he'd never understand what was going on beneath the surface. And in many ways, he never has.

They've since come to realize, though, that Eli is just Eli. There's no other way to explain it. He has his own way of handling things. Archie thinks Eli simply understands life better than most.

When Olivia was pregnant with the third of her three sons, she and Archie, in his 10th year as the Saints' quarterback, looked at the NFL calendar and noted: If New Orleans made the playoffs, there was a good chance Archie would

miss the child's birth. It would've marked Archie's first trip to the postseason, but husband and wife always had such blind hope. Instead, the Saints went 1-15, and midway through the season Olivia used the pregnancy as an excuse to stop attending games. She couldn't handle the fans booing her husband any longer.

From birth, Eli was different—nine pounds, 14 ounces; both of his brothers, Peyton and Cooper, weighed over 12 pounds. Eli didn't speak until he was three, not because he couldn't but because he didn't want to. Instead he'd point and gesture, and everyone would attempt to figure out what he meant.

Early on, he would never cry, though as he got older his brothers took great pleasure in trying to make him do so, pegging him at short range with tennis balls or holding him down and knocking on his chest. But they never could manufacture tears. Three-year-old Eli once fell down the 18 steps into his family's foyer—it's lost to history whether he was tripped or pushed—and his brothers seriously worried that he was dead. Instead, Cooper says, he popped up and wandered to the kitchen in search of a turkey sandwich. "The durability of the guy, both psychologically and physically," says Cooper, "has been nothing short of a miracle."

Well documented is the degree to which Peyton's life always revolved around football. Archie once had to tell his middle son to go to the movies, get a girlfriend, have some fun. But he never had that talk with Eli, who as a middle schooler would go off to camp every summer—Peyton went once and deemed it not serious enough—and later, as a high schooler, was often found carousing on Bourbon Street. Archie and Olivia are still finding out about parties Eli threw in their house when they'd go away.

Kind and gentle, Eli always seemed more delicate than his brothers. One middle school basketball coach with a propensity for screaming at players—most of all Peyton and Cooper—told Archie and Olivia that he couldn't bring himself to yell at their youngest. It would be like yelling at Bambi. And that disposition has often left Mom and Dad wondering, concerned. When Eli was in high school at Isidore Newman, Archie worried whether Eli was ready for the pressures of following in his brothers' footsteps, whether his arm was strong enough. Then Eli became the only Manning to earn All-State three years in a row. In college, Archie wanted Eli to redshirt his freshman year; he wasn't sure his son was ready, right up until his first start, two seasons later. When Eli threw five touchdowns in that debut, against Murray State, Archie thought: All right. He's going to be fine. But even after Eli made it to the NFL, Archie called the Giants' offensive coordinator, Kevin Gil-

bride, following a particularly difficult loss early on. Archie never inserted himself into his sons' careers, but he hadn't heard from Eli in days. "I just want to know one thing" he told Gilbride. "Just tell me my son is all right." "He is," the coach responded. Manning had acted no differently at practice that week. Or any week, for that matter.

In many ways, Peyton was the opposite. At Tennessee he would call Archie daily for advice; Eli never reached out in that way, despite playing at a school where his father was revered. When Peyton's NFL career neared the end—when he got hurt and then released by the Colts, then got hurt again in Denver and contemplated retirement—he'd often call Archie to sort through his conflicted emotions or visit his parents in New Orleans just to brood. Again, Eli never looked for counsel. Over these past few years, under frequent assault, his future constantly in question, he hasn't once talked to Archie about any of it. Not about the benching two years ago, not about the possibility of retirement or about his future. Even in June, when father and son were together for several days at the Manning Passing Academy in Thibodaux, La., those topics never came up.

Over the years, the Mannings have come to see Eli's remarkable reticence not as a deficiency or a cause for concern. It's been his greatest gift. When Eli first arrived in New York, Archie and Olivia worried that he'd be swallowed up by the blistering media machine. They wished their sons were playing in opposite cities—Eli in Indianapolis, Peyton in the big metropolis. They understand now that they had it backwards. "If Peyton goes to New York," Cooper says, "he would have killed a reporter by Week 2."

Cooper talks with his youngest brother frequently. They're incredibly close. But conversations focus mostly on their children's volleyball games and swim meets, or recommendations for each other's Spotify playlists. Sometimes Cooper will ask questions bordering on personal, and he'll get the sense that he's "going down the none-of-my-business road," so he'll pivot quickly. "That's just Eli," Cooper says. "I'm also dying to know what he's thinking about a lot of times."

Olivia and Abby, meanwhile, text often, each trying to glean information from the other. They spoke this offseason, after the Giants drafted Jones, about what that meant for Eli. They thought it was the least threatening pick out of the options, believing the Giants would give the rookie time to mature. They tried to figure out what Eli might do next, whether he'd get cut or be traded, or if he would choose to retire. Neither had any answers. They weren't sure how he felt.

Often, Olivia simply commiserates with her daughter-in-

law. She's been in a similar situation, the wife of a quarterback now being booed in the city where he was once loved. In some ways Olivia was relieved when the Giants benched Eli. Finally, the blame and the media bashing would end.

Archie read about the benching on a push notification on his phone. He waited a day to call, and when he did the conversation was matter-of-fact. This is what happened. This is what was said. Eli didn't complain, didn't ask Dad for advice. But Archie knows his son must be hurting, and he couldn't be prouder about how he's handled the situation. Eli, like always, will be O.K. Dad doesn't worry anymore.

\* \* \*

Eli Manning is not one of the six captains at midfield for the coin toss in Tampa Bay, Week 3, despite the fact that he's worn the C on his chest for the past 13 seasons. Instead he stands on the sideline, earpiece dangling from one ear, radio clipped to his belt, a white Giants hat atop his head. Instead he helps warm up the quarterback who replaced him.

Before New York's final drive, down six, Manning is seen whispering into Jones's ear, like he's been doing throughout the game. With just over a minute remaining, the rookie takes off through a seam down the middle and scores the game-winning touchdown, the kind of heroics that defined Manning's career.

Amid the chaos of celebration, Eli seeks out the quarterback who took his position and wraps him in a hug. "Great job," he says.

\* \* \*

Nobody knows what the future holds for Eli—not his teammates, not his friends, not his family. They have only hints they're left to decipher, amateur cryptologists sifting through clues. In past years, when friends have joked, for example, that they wouldn't travel to Jacksonville to watch Manning play home games, he would remind them that he has a no-trade clause. It's always been his plan to retire a New York Giant, whenever that day does come. And he's told those closest to him that after he leaves the sport, he plans to keep his family in New Jersey. Friends don't believe Manning feels any resentment towards the Giants for benching him, or that he'll want to go elsewhere just to prove his doubters wrong. So, maybe this is it: 11 more games, a sort of mini-sendoff tour, and then, the end.

Those friends also know how much time and work Eli put in this offseason. They understand how badly he still wants to play, and how strongly he believes he still can play at a

high level. Maybe he'll take a look around the league in the offseason, friends say, searching for the perfect situation, one final season as a starter. They don't believe Eli even knows for sure yet what he wants to do.

Then there's the reality of football. Archie's body broke down at the end of his career. As did Peyton's. There wasn't much of a decision in either case; injuries forced them to retire. Eli still feels healthy, and that complicates matters. He also knows, though, that his dad has had nine surgeries in the past five years and now walks with a cane. Archie wonders whether Eli might believe that getting out in one piece isn't such a bad idea.

Teammates imagine Eli spending the rest of his days as a backup and say that situation would make them angrier than it would Eli. They can't think of another player with his resumé who'd willingly mentor the kid who took his job. But doing so would be emblematic of his career, the perfect teammate to the end.

Besides, friends say, they've gotten the impression that Manning is actually enjoying parts of his new football existence, in an odd way. He has joked with them about the fact that he's now running the scout team in practice, how his constant checkdowns at the line frustrate the Giants' defensive coaches. He's told them how happy he is to be freed of the obligation of press conferences and other stresses. For the first time in his career, he was able to play golf in the middle of the season.

Short of another Super Bowl win, friends feel this might be, in some perverse way, the perfect ending for Eli. He still gets to be part of a team, still gets to goof off for a few more months, but now without the constant pressure and criticism. Finally he's able to enjoy the parts of football he's always loved most, without the burdens he's always shouldered willingly. It all reminds one friend of something Manning told him back in high school, that his ideal career was to be a 15-year NFL backup.

If this is the end? There might not be another player in NFL history whose Hall of Fame candidacy fans and critics will argue about more fervidly. And, friends say, there might not be another player who will care less about the outcome. But everyone who knows Eli agrees he is perfectly suited to handle retirement. If they had to bet, he'll disappear entirely into domestic life, not join Peyton in TV ubiquity. They suggest, in fact, we may never see Eli again, not in the public eye. Instead, he'll be the dad who takes his kids to school every morning and proudly mows his lawn on Sunday afternoons.

\* \* \*



Eli Manning's three daughters stand anxiously in their doorway, waiting for their father to arrive home on Sunday afternoon of Week 4. An hour earlier their dad jogged off the field to a standing ovation from the MetLife Stadium fans, their spirits lifted by a second straight win under Jones. Again, though, there was no wave to the Mannings' box. Abby and the girls didn't attend, skipping the first home game since November 2004.

Afterward, when Manning's friends meet him in the parking lot, it's the first time that, with no need to shower or do interviews, he's been in his car, waiting. They joke about his scraggly beard; they never knew he could grow facial hair. He jokes that he still can't. Then everyone piles into the Toyota and over the 20-minute drive home Manning asks about their summer vacations and what sports their kids are playing these days.

In the end, more than 20 visitors end up at the Manning house—seven couples, with children in tow. As soon as Eli walks through the front door he kisses each daughter and scoops up baby Charlie, cradling him around the foyer, introducing his kids to friends they've never met. He puts a country music playlist on the sound system. Then he grabs a beer and heads into his backyard to play Three Flies Up with his friends' young sons, a two-time Super Bowl MVP hurling high, looping passes as kids battle to catch the ball. For the friends who grew up around the Manning household—Montgomery and Berger are both visiting tonight—the scene is eerily redolent of Archie in his New Orleans yard, 30 years ago.

A catered dinner is eventually served—ravioli and chicken and salad, buffet style—and friends grab plates, sitting wherever they can find seats. Bottles of wine are opened and continuously poured. Children start to fall asleep and everyone else gathers in the living room.

At one point, of course, Jack Handey is mentioned, and Manning's eyes light up. He lifts himself off the couch and dashes to his study. When he returns he's holding two books of Deep Thoughts, and as friends gather around he flips through the pages, reading his favorite quotes aloud. Sunday Night Football plays silently in the background, behind the sounds of old friends reminiscing and laughter that fills the household late into the night.

# 'It kind of pauses your world for a moment': How two terrible phone calls shaped the start of Eli Penny's season

By Dan Duggan  
The Athletic  
October 9, 2019

Eli Penny was in his Dallas hotel room on the morning of Sept. 8, preparing for the Giants' season opener against the Cowboys when the fullback received a FaceTime call from a childhood friend.

"He usually texts," Penny said. "When he called me, it was like, 'What does he want?' I knew it was something (serious)."

Penny's suspicion was confirmed when he was informed that a man he considered his cousin, James Carter, had been killed in a shooting in the Gramercy Park section of South Central Los Angeles several days earlier.

"You hear about these things, but then when it's so close, it kind of pauses your world for a moment. Everything stops," Penny said. "It's just like, 'Wow.' You're trying to take in the news that you just got and then you're thinking about all the memories you had with this person. I care for people a lot, so I just always think about what I could have done better or just him being around me or being around something positive, maybe it would have made a different outcome."

Penny called his oldest brother, Rob, who was closer in age to the 31-year-old Carter. Otherwise, Penny internalized his grief and played 16 snaps on offense and special teams, most notably recovering a Saquon Barkley fumble on the first play from scrimmage in the Giants' loss.

As the Giants boarded the plane home from Dallas, Penny informed running backs coach Craig Johnson of Carter's death. The next day, Penny told teammates about his loss.

Penny kept in touch with his family in California during the next week, but otherwise went about his business. Then, on the morning of the Giants' Week 2 game against the Bills, Penny received a FaceTime call from the same friend.

"I was thinking he was calling me about the funeral for James and such and such," Penny said. "But the camera paused on his face and I was like, 'Damn, it looks like he's crying again.' So I called him back and he was like, 'Chilli just got killed.'"

Marquis "Chilli Mo" Wiley-Hollis, 35, was gunned down while sleeping in a home in the Hyde Park neighborhood

of South Central early in the morning on Sept. 9. There are few details available about what led to the shootings in an area that has a heavy gang presence.

"I've never experienced nothing like that and I hope no one else does because it's just too tragic for your people to go through something like that," Penny said. "These are people I grew up with. It's just unfortunate that these things happened to this type of people."

Penny again played through his grief, logging 21 snaps at fullback and on special teams against the Bills.

"I don't know. I guess I really didn't," the 26-year-old Penny said when asked how he was able to focus on the games. "I just played the games. When game time comes, your adrenaline is going, you've got to be focused, you've got to be locked in."

The Giants excused Penny from the team's film review the day after the Bills game so he could return home for 24 hours to support his family and pay his respects.

"I don't want nobody to have that perception that, 'He's in the NFL. He's too good now,'" Penny said. "I'm not doing it because of that, but I just like doing it because I want to show people that I'm still here with y'all. I'm still fighting this battle with y'all. I didn't forget about nobody."

Technically, the Penny children — Eli, Rob, who played running back at Division II University of Mary in North Dakota, younger brothers Rashaad, a second-year running back for the Seahawks, and Brionne, a freshman wide receiver at San Diego State, and younger sister Breonna — weren't related to Carter and Wiley-Harris. But blood couldn't have made them any closer growing up.

"Where we come from, we've been around each other a long time," said Penny's father, Robert Sr. "Most of the time it's, 'Hey, man, that's my cousin.'"

The Penny family moved to the corner of 55th Street and Western Avenue — about two and a half miles southwest of the Los Angeles Coliseum — in 1981. The first neighbor they met was "Mama Kay," who lived a quarter mile down the block on the corner of 55th Street and Denker Avenue.

"It was Mama Bea (Penny Sr.'s mother) on one end and Mama Kay down on the other end," Penny Sr. said. "All the kids used to end up at my mama's house and then they'd go down to Mama Kay's. She'd feed you, house you."

That community environment extended to the next genera-

tion. Eli, his siblings and many cousins were just as likely to be found at Mama Kay's as their own grandparents' house. The same held true for Mama Kay's grandchildren, which included Carter and Wiley-Hollis.

"These houses were like the cornerstones of our neighborhood," Penny said. "If you can't find somebody at Mama Kay's house, you can find somebody at Grandma Bea's house. We all grew up around the same house, we all did the same things growing up, we all played baseball at the same park, we all played basketball at the same park. We just did everything together. That's why we claim each other as cousins because we have the same people, same family. Our dads and grandmothers grew up together, so that's all we know."

Grandma Bea's hospitality made for tight quarters, even though Penny proudly points out his grandparents had the only two-story house on 55th Street.

"We had the biggest house on the block, for sure," Penny said.

But the six bedrooms overflowed with cousins, uncles, aunts and other family members. Penny recalls the sleeping arrangements at one point: His three brothers on couches, with Penny and his father on the floor on opposite sides of the coffee table.

"I'm talking like 20 people in this house," Penny said. "There were maybe five different families living there."

The tightknit family structure helped keep the Penny children out of the trouble that was ever-present in the neighborhood.

"I'd be at Mama Kay's house playing hoop in front of her house," Penny said. "It gets dangerous at night. Our streetlights barely worked. She'd be like, 'Get home. Have your grandma call me when you get home.' I just always had people looking out for me when I was young."

Still, it was impossible to completely avoid the dangers presented by the environment. There was the time when an 8-year-old Penny was watching Rob's Pop Warner game and a shooting took place in another part of the park.

"Everybody was watching the game, we were chilling," Penny said. "I was sitting next to my uncle P.J. and out of nowhere, 'pop, pop, pop,' at the park. My uncle P.J. jumped on top of me."

A few years later, Eli and Rashaad were playing basketball in their backyard when their father's friend was shot

shortly after leaving their house.

"Suddenly, you hear four gun shots. 'Pop. Pop. Pop. Pop.' I was older than Rashaad, so I was like, 'Come on, Rashaad, let's go in the house,'" Penny said. "Luckily, my dad's friend survived. I'll remember that story forever because it was just so crazy. We were so adapted and so used to it. It was nothing to us. We didn't even think to run fast. We were just like, 'Come on, let's go in the house.' Just living like that is so uncomfortable. Now that I think about how we reacted to that, that's so crazy."

The pull of the streets grew stronger when Penny got to middle school.

"It was easy for me to dive into," Penny said. "But once I saw my friends stealing cars and going to jail and getting killed, I was like, 'Nah, that's not the life that I want.'"

Penny had more options than many of his peers. He had strong guidance from his father, his mother, Desiree, Grandma Bea and an extended network of uncles and cousins. He was steered toward sports and afterschool programs.

"Some people can't avoid that and the streets will take them before they'll get to make the decision on whether they want to be a basketball player, a doctor, a lawyer or something like that," Penny said.

Carter and Wiley-Hollis fell into that category.

"You adapt to your environment and you become a product of your environment," Penny said. "Some of the nicest people are these people who have been killed. These are really legit good dudes. It's just the circumstances they were in and the opportunities that they got were limited, and the street life chose them. Nobody ever chooses to be a gang member. It just happens for you. That's how it is. It's a cycle."

Penny wants to do his part to end the pattern. He recently opened E2 Fitness & Performance in Cerritos, a suburb 20 miles southeast of his old neighborhood.

"It's not just like a regular gym," Penny said. "We don't just work out and do all kinds of bodybuilding stuff. We have classes to inform people on how important health and exercising is."

Penny is also starting a charter school for students from pre-K through second grade that is scheduled to open in January. The school is located in Paramount, a city in Los Angeles County that borders Compton and Long Beach.

"We could have put the school anywhere to make money or to educate people," Penny said. "But to us, it wasn't about having it in Woodland Hills or Beverly Hills. We wanted to put it in an urban community to do things like take liquor stores out and put more things that people need into our community. I want to educate our people and just give us a different purpose."

Penny's family left South Central when he was 12 years old to move to Norwalk, a city just north of Cerritos.

"It's kind of a little suburban but it's still kind of bad. But it's better than South Central," Penny said. "When we moved out there, everything was just totally different. We didn't have to watch our back as much."

Finances forced the family to sell their house and move back in with Grandma Bea a few years later when Penny was a sophomore in high school. The Penny children remained enrolled in Norwalk's schools, however, with Desiree shuttling them on rides that could last an hour due to traffic.

The family moved out of the old neighborhood for good when Penny was a senior in high school. Grandma Bea now lives in Cerritos and his parents settled in Lake Elsinore, a quiet city 75 miles southeast of South Central. Penny is excited to soon close on a house in Lake Elsinore, where he'll move with his fiancée and two young sons.

"That's not even close to where trouble is," Penny said. "I learned that from my dad — just moving your family away from that trouble. That was the reason why we chose to be in Lake Elsinore."

Even though they've moved away, the Penny family still has deep ties to their old neighborhood. It shaped them and remains a big piece of their lives.

"I really love the area we were born and raised," Penny Sr. said. "I wouldn't change it for the world. I wouldn't change nothing about the way we were all brought up."

After leaving South Central, Penny still had a long road to the NFL. He initially committed to the University of Washington, but he didn't meet the academic requirements for admission to the Pac-12 school. Then he signed a letter of intent to UNLV, but again academic shortcomings interfered.

"I didn't have bad grades. I just didn't have the classes," Penny said. "At my school, nobody really goes D-1. So I was like in art and music when I needed to be in Algebra

2 and Spanish 2. They call it the A through G requirement. I didn't have that. By the time I had to try to catch up, it was too late."

The academic setback put Penny on a winding journey thorough the junior college circuit. In 2011, he enrolled at the College of the Sequoias in Visalia, Calif., about 40 miles south of Fresno. He was there for a semester before transferring closer to home to Orange Coast College in Orange County.

Penny was at OCC for the spring and fall of 2012, but he was ineligible to play because his credits didn't transfer. So his father made him get a job.

"I was working at Target. And people knew me in the Target," Penny said. "It was crazy. They were like, 'Man, I thought you were supposed to go to U-Dub (Washington), what happened?' So I was embarrassed. I'm at a point where I'm like, 'I don't even want to play football no more. I'm over it.' I was in a messed up place."

Two years removed from rushing for 2,005 yards as a high school senior, Penny was concerned that college coaches had forgotten about him. His last-ditch effort was an email to Cerritos College offensive coordinator Dean Grosfeld, who remembered the former all-state running back.

Things finally clicked for Penny at Cerritos, where he rushed for 1,338 yards and 20 touchdowns to earn first-team All-America honors in 2013 before transferring to the University of Idaho. He rushed for 1,748 yards and 22 touchdowns in two seasons at the FCS school.

NFL teams had indicated to Penny that he could be a late-round pick, so his family threw a huge party for the third day of the 2016 draft. But Penny's optimism waned as the draft neared its conclusion.

"I started seeing people in the seventh round and I was like, 'What school is that? Is that a junior college?'" Penny said.

Penny went outside to cool off after the draft ended. Ten minutes later, Penny's agent called with an offer to try out for the Arizona Cardinals. One of Penny's cousins heard him say "Cardinals" and there was no containing the excitement.

"This dude ran in the house and was like, 'It's the Cardinals!'" Penny said. "My mom gets so excited. She starts crying, she starts jumping, she hugs me. So I start crying because she's crying. Everybody is just like, 'Yeah! Let's go!' But they don't even understand that I'm a tryout. I'm

coming right back home.”

Penny didn't want to let his mother down, so instead of correcting his cousin, he decided that he'd do whatever it took to earn a roster spot at the Cardinals' rookie minicamp the weekend after the draft.

Penny believed he performed well in the camp, but as he packed his belongings in the tiny locker room for tryout players after the last practice of the weekend, he wondered what he was going to tell his mother. Before he had to have that painful conversation, a member of the personnel staff summoned him to meet with general manager Steve Keim and president Michael Bidwill.

Penny spent his rookie season on Arizona's practice squad before making the roster in 2017. He mostly played on special teams, but he had 31 carries for 124 yards and two touchdowns in limited action late in the season.

The Cardinals moved Penny to fullback during the 2018 offseason. He didn't make the roster, but again was signed to the practice squad. The Giants signed Penny to their active roster in Week 3 of the 2018 season and he has remained with the team since. His role has increased recently, as he has six carries for 27 yards in the two games since Saquon Barkley suffered an ankle injury.

Barkley has grown fond of his lead-blocker, calling Penny “awesome” last December. Coach Pat Shurmur raved in August that Penny “has never had a bad day.” He has maintained that upbeat attitude in the face of tragedy.

“He's come out of a tough situation and environment, but the one thing, like coach has said, he is bright, he's an energy-bringer, he's always positive,” Johnson said. “He's a joy to be around. When a guy like that goes through some tough times, it's nice to be able to be there and give back some of him the way he gives so much to us.”

Penny attaches the hashtag “It's never bad” to many of his social media posts. It's a motto that might not seem fitting considering his background. In reality, the motto is forged by that background.

“It's really never bad once you think about it,” Penny said. “If you can come through what I've been through and be here and still be here after going to junior college and then not going to the most prestigious college, going to Idaho, then being a tryout player and now you're in your fourth year in the league, it's like, shit, I don't know — it's never really bad, I guess.”

## How Giants' Pro Bowler Aldrick Rosas showed pride in Hispanic heritage in his N.J. community

By Ryan Dunleavy  
NJ.com  
October 19, 2019

A simple rule governed the Rosas household when the children had friends come over: No one leaves until everyone is full.

So, it was fitting earlier this week when Giants kicker Aldrick Rosas included his parents, Sergio and Silvia, and others in his inner circle to help him serve a free meal to more than 100 children at the Boys & Girls Club in Clifton.

Rosas, who is of Mexican descent but grew up in California, spent the Giants' weekly off day volunteering at Boys & Girls Club from Sept. 15 through Oct. 15 in conjunction with Hispanic Heritage Month. He played indoor soccer with the children, taught a Spanish language session and capped it off with a Chipotle-sponsored tacos feast.

"This area of Clifton and Passaic, there are a lot of minority groups here, not just Latino," Rosas told NJ Advance Media. "All the cultures that kind of mesh together and fall into category."

"I grew up in one of those type of communities, and I felt always like there wasn't enough opportunity — if I just had somebody to look up to find a little bit of answers and to move on in the future knowing it is possible you are able to come out and succeed wherever you come from."

Fewer than one percent of NFL players in 2016 were Latino, according to The Institute for Diversity and Ethics in Sports. That number hasn't climbed above two percent in recent years, based on multiple reports.

Latinos are natives of Latin American countries, while Hispanic describes any Spanish-speaking population.

"I thought it would be a nice treat to bring my parents out," Rosas said, "so the kids could see the heritage behind me and how important family is. Hopefully most of these kids will come out of here remembering the experience, and I hope it motivates them to push in their life for whatever they want to do. Don't give up."

Rosas played college football at Southern Oregon in the NAIA, which is a college athletics association for small schools not affiliated with the NCAA. He went undrafted and was cut by the Tennessee Titans as a rookie in 2016.

Rosas surprisingly made the Giants roster in 2017 but struggled in his first season. He was given a second chance, and rewarded the organization for its patience by making 32-of-33 field goals en route to the Pro Bowl last season.

As he took a few minutes off from scooping lettuce onto plates to talk about his event, a star-struck young girl approached to politely interrupt the conversation:

"Excuse me. Are you the football player?" she asked.

"Yes," Rosas said.

"My brothers love football."

"Well, tell them both I said hello."

This is part of Rosas' new higher profile. And he is taking advantage of it.

"After making the Pro Bowl, it expanded my platform," Rosas said. "People are recognizing, 'The Giants kind of have this kicker.' It's fun to come out in the community and use my status to motivate kids that they can grow up to be whoever they want to be as long as they put in the work and believe in themselves."

## Giants' Saquon Barkley bigger, better in Year 2? Bank on it

By Jordan Raanan  
ESPN  
September 10, 2019

EAST RUTHERFORD, N.J. -- Saquon Barkley jump-cut to his right, then jump-cut to the left as he zigzagged across the field before leaping over Philadelphia Eagles safety Malcolm Jenkins and lowering his shoulder to run through Avonte Maddox for another four yards. It was a thing of beauty, a dance routine on a football field so pretty J-Lo likely would have approved of its astounding choreography.

The play from last October gets filed among the prettiest nine-yard runs you'll ever see. Now, the natural inclination is to marvel at the brilliance of the New York Giants running back on these forays. He seemed to produce them with regularity during his rookie season, and again Sunday in the Giants' Week 1 loss at the Dallas Cowboys.

"My mindset is do whatever it takes and try to be a team leader, be a team player, and help my team win games."

Barkley could easily watch the tape in awe like the rest of us when he went through every play from his rookie season, which he did. Only he looks at things differently.

"That can be a 20-yard gain," Barkley said during a film session with ESPN during which he viewed five randomly selected plays from last season.

It was like Picasso critiquing his own work. It had the feel of someone who had just traveled to the moon, then commented that it wasn't far enough.

Most would have been content turning that Week 6 play against the Eagles into a positive gain considering the defensive lineman he needed to avoid in the backfield. But maybe this is why Barkley is so great, and can be even better fresh off 2,028 total yards in his rookie season. He's looking at details, and it's this next-level self-analysis that fueled his offseason.

"It's a great run. I made two people miss, jumped over two people. Pretty dope," Barkley said. "But if I got vertical [after the first jump-cut], instead of a nine-yard run, it could be a 15- to 20-yard run."

Just about everything is open for improvement in his mind. Physical. Mental. Scheme. It was all in the plan.

When Barkley watched a clip of himself blocking against

the New Orleans Saints in Week 4, he noticed too much weight on his heels. Barkley was catching the rusher instead of punching and attacking. On a goal-line run when he was stuffed in Week 13 because a Chicago Bears defensive lineman went unblocked, Barkley wasn't happy with the way he got vertical and hit the hole. When facing double coverage on a deep pass route against the 49ers in Week 10, he thought there was an opportunity to follow what they call "the wooden red line" better and outrun the defenders.

This is the thought process of the running back most considered to be among the league's best. Everything is fair game. Nothing, not even the jaw-dropping runs, are immune to criticism for the 22-year-old star who is the centerpiece of the Giants' offense.

"There's something you can always nitpick," he said.

Maybe with a telescope and hours to dig several layers past the overt brilliance. Barkley rushed for 1,307 yards and 11 touchdowns last season. He added 91 catches for another 721 yards and four touchdowns. His 2,028 total yards was second all time to Eric Dickerson among rookies. Still, he is convinced there is room for improvement.

Barkley insists that through work with trainer Ryan Flaherty and the Giants' strength and conditioning staff this offseason he's "a little bigger and stronger." He has actually dropped a couple pounds (to 228 or 229) but added muscle to an already sculpted physique. He has increased his strength in a more practical manner by concentrating on more specific movements that translate to the football field. Instead of a wide-grip bench press, he focused on a close grip because when he's blocking, there's no time when his hands should be far apart.

Sterling Shepard, Barkley's training partner, close friend and teammate, recalls a moment when they were doing a hamstring curl drill and it took five guys to keep Barkley's body down. Two of them were massive offensive linemen. Shepard thinks Barkley is quicker than last season. That is scary.

"I just see a big difference in that," Shepard said.

Barkley did hit 21.76 mph on a 59-yard run on Sunday in Dallas, according to Next Gen Stats data. It was the fastest recorded speed for any ball carrier in Week 1.

The Pro Bowl running back also believes he's seeing things differently. His recognition of defenses is more advanced in his second professional season. It's the natural evolution, which Shepard says he could see when they watched

film this summer. Barkley believes he can better anticipate what the opposition is doing in real time. This is where his running backs coach, Craig Johnson, expected the biggest gains.

"Might be in the little details that people might not see," Johnson said during the offseason.

Johnson noted Barkley's obsessive nature is similar to what he's seen from other great players. Johnson worked for years with Adrian Peterson in Minnesota.

In his search to improve, Barkley continued his study of legendary running backs. Barry Sanders. Le'Veon Bell. Todd Gurley. But his quest for greatness also extended beyond football.

"Well, with me, I'm real picky with myself and I study a lot of the greats," Barkley said. "Whether it's basketball players, football players, golfers -- they're never satisfied."

Among those whom Barkley used as study subjects this offseason was the world's No. 1 golfer, Brooks Koepka. The two have since become friends.

The Week 1 opener against the Cowboys didn't do anything to dispel beliefs Barkley might have improved. He rushed for 120 yards on 11 carries Sunday, which included the 59-yard run in the first quarter. He now has eight runs of 40-plus yards since the start of last season. That is double any other player.

The lack of touches (15 total) won't be a regular occurrence.

"You don't go into it thinking he isn't going to touch the ball," Giants coach Pat Shurmur said. "That's just how that first half played out."

The thought of 400 touches this season doesn't scare Barkley. He said that is what he trains for throughout the offseason. If that's what it takes for the Giants (0-1) to win, then bring it on.

It could happen. The Giants built their offense and team around Barkley. With receiver Odell Beckham Jr. in Cleveland and quarterback Eli Manning's starting role in jeopardy at the tail end of his career, the Giants have a new face of the franchise.

Barkley is handling it much like he does would-be tacklers.

"I don't really read too much into it -- face of the franchise," he said. "I guess that you can say that I'm probably

the guy that they talk about the most. ... My mindset is do whatever it takes and try to be a team leader, be a team player, and help my team win games."

With it comes responsibility. Wins and losses now fall on Barkley as they do the quarterback.

"First off, it's about the team success and winning games," Manning said when asked about Barkley in Year 2. "You'll have just a smarter player knowing the reads, the runs, getting involved in the pass game. Just doing everything a little bit smoother."

If it's possible. Barkley was pretty good his rookie season. But he's certainly trying to improve considering the harsh self-evaluation he employs.

In the opener, there was the 59-yard run. Surely Barkley will nitpick that. He was tracked down from behind. He could have scored. You could see as he immediately bounced to his feet after the run that there was regret.

This will only make him better.



## Janoris Jenkins is becoming Giants' unlikely defensive leader

By Mark Cannizzaro  
NY Post  
July 26, 2019

Veteran mentors in the NFL come in all different shapes, sizes and sounds.

For the Giants — to some degree by default because of age — the leader of their secondary, particularly their cornerbacks, is Janoris “Jackrabbit” Jenkins.

Make no mistake: Jenkins is a supremely-talented cornerback who has shown the ability to wreck a game. He has eight interceptions, two touchdowns and three forced fumbles in his three seasons with the Giants.

It’s just that “mentor” to the youngsters is an interesting role for a player who during the 2017 season was suspended for failing to report back to work following a bye week and then showed little remorse after he returned from his suspension.

But that mess took place on the watch of Ben McAdoo and Jerry Reese, not that of current head coach Pat Shurmur and general manager Dave Gettleman, who before last season, made it clear that Jenkins had a “clean slate” with the new regime.

Now that Jenkins, in his eighth season at age 30, is starting at a group of twentysomethings in the cornerbacks’ meeting room, he’s needed more than ever by Shurmur to be a leader.

Though this is a new role for Jenkins, who’s not very vocal and always has been a player who prefers to let his play do his talking, he sounds like he’s embracing it.

“I’m not a guy that likes to talk; I like to play football,” Jenkins said before Friday’s practice. “If you can’t follow a leader that likes to play football, then you got a problem.”

The Giants are a mere two practices into training camp, but there already is evidence that Jenkins has taken his role as defensive leader seriously.

Newly signed veteran receiver Golden Tate, who used to play against Jenkins regularly when he was in Seattle and Jenkins was in St. Louis, took immediate notice in the first practice on Thursday.

“One of the receivers made a play, and before the receiver

and the DB could even get up, Janoris was jogging over to the DB to give him a tip,” Tate said Friday. “I didn’t hear the tip, but Janoris was kind of in his ear very calmly and letting him know, ‘Hey, this is what you can do next time.’”

“Which DB was it?” Tate was asked.

“[Grant] Haley,” he said.

“Who was the receiver?”

“Me.”

“I think Janoris has hit the ground running with that leadership role,” Tate added. “Obviously, talent wise, he has everything he needs. And why not share everything you know with the younger guys? It’s going to make us better.” Neither Shurmur nor Gettleman would disagree.

“He’s going to be thrust into that leadership role by the nature of his age,” Shurmur said. “He’s one of the older players on defense, and talking to him in the offseason and being with him as we start camp here, he understands that and I think he’s ready to take that on. Sometimes, you look at a guy that doesn’t say much and you think he hasn’t been a leader. All along, he’s played well and played hard and he’s been there.”

Gettleman noticed Jenkins taking rookie cornerback DeAndre Baker, the first-round draft pick out of Georgia who’s a projected starter, aside during Thursday’s practice to give him some tips.

“You could see ‘Rabbit’ was talking technique with him,” Gettleman said Friday. “It was something you hope to see. First day right off the bat, we saw it. Rabbit’s a good guy, he’s a good person, a good man. He wants to win, and he knows that these young corners — DeAndre, Sam Beal and Corey Ballentine and Julian Love — they’ve got to grow up quick. And he’s more than happy to help them grow up.”

Baker is 21, Ballentine, a sixth-round pick, is 23, Love, a fourth-round pick, is 21 and Beal is 22 and missed all of last season with a shoulder injury.

“As far as me — and I’m probably speaking for all the young guys, too — we are trying to soak as much as we possibly can from Jackrabbit, because he’s so smart,” Beal said. “He passes the knowledge down to you individually. He doesn’t talk to everybody the same. He’ll analyze you like a coach and give you some feedback to try to help you.”

Jenkins, despite his play-more, say-less approach, conceded

he has had to "assert" himself more with the youngsters.

"You never know what they're thinking as young guys," he said. "So the more you can talk to them about football, life on and off the field and just show them how to be a pro ..."

The better. For Jenkins. And for the Giants.

## Can the Giants Really Bank on Daniel Jones?

By Ben Shigel  
The New York Times  
August 7, 2019

About a week after the Giants drafted him sixth overall, quarterback Daniel Jones and his two sisters went out for ice cream in Charlotte, N.C., their hometown. While scooping Jones's cookie dough, the man behind the counter glanced at a television showing highlights of another prominent Duke athlete, the basketball star Zion Williamson. The man remarked that he hoped the Knicks would draft Williamson.

Intrigued, Jones asked whether the man rooted for other New York sports teams, too — like, say, the Giants.

"Don't even get me started on this draft pick," he said. "Daniel Jones at six? Are you kidding me?"

Without hesitating, Jones replied: "Yeah, man, that's crazy. Can't believe they did that."

Jones's older sister, Rebecca, stood there dumbfounded. Though her brother often played even-tempered mediator among the four competitive siblings, she couldn't understand how he could let the stranger insult him.

"It wasn't important enough for me to assert myself," Jones said in a recent interview at Giants headquarters in East Rutherford, N.J.

Besides, Jones added, he sort of expected that reaction. Fans attending the Giants' draft party at MetLife Stadium greeted his selection with jeers or stunned silence. That same night, Arizona Diamondbacks outfielder Tim Lincecum, a huge Giants fan, swatted three homers in a minor league game and said afterward that he had channeled his frustration into his first at-bat. The next morning, the back page of The New York Post blared, "Blue's Clueless."

Fans booed and jeered Daniel Jones's unexpected selection as the sixth overall pick in the 2019 N.F.L. draft.

In that moment, Daniel Jones became proxy for Giants fans' aggression over the players the team didn't have. The year before, the team passed on drafting quarterback Sam Darnold, who now starts for the Jets. The Giants got rid of receiver Odell Beckham Jr. and safety Landon Collins only to take a Duke quarterback at six instead of 17. New York fans wanted the university's biggest basketball star and got its quarterback instead. Jones was guilty, it seemed, of not being someone else.

But to the Giants, Daniel Jones is everything their executives hoped for in a successor to Eli Manning — tough, driven, and unflappable in the face of criticism.

"I said to myself, 'He's going to have to spit on my shoes when he comes in for me not to want to draft this kid,'" General Manager Dave Gettleman said.

Barring injury, Manning, 38, is primed to start the Sept. 8 season opener at Dallas. But Jones, 22, poses a credible and immediate succession plan, the kind that Manning himself triggered by unseating Kurt Warner in 2004. Given which players were lost and which players are left from last year's 5-11 team, which finished last in the N.F.C. East, it seems inevitable that Jones will get his chance this year.

Because, at some point, the Giants must find out whether their conviction is justified. They need to learn whether Jones can convert the man in the ice cream shop.

Jones, in red, during a Giants practice in July.

### 'He Was Dialed In All the Time'

Never lie. Never cheat. Never steal.

Don't whine. Don't complain. Don't make excuses.

These precepts, the two sets of three rules the legendary basketball coach John Wooden imparted to his own four sons, also governed the Jones household. They were, for a spell, pinned on a bulletin board in the kitchen, guiding Jones and his three siblings, all born about 22 months apart, in their academic and athletic pursuits.

Team Jones, as their mother, Becca, called them, functioned as a unit, going everywhere together. After finishing homework, they played outside until dinner. They had one another and a ball: What else could they need?

All went on to become Division I athletes: Rebecca, 24, played field hockey at Davidson; Bates, 20, plays basketball at Davidson; and Ruthie, 18, is a freshman soccer goalie at Duke.

"When you're in a group like that, you learn to think in terms of what's good for us and less about what's good for me," said Becca, sitting beside her husband, Steve, in a Charlotte restaurant one morning in July. "It was a dynamic that he took to heart, maybe more than the other three, that, 'Hey, we're all in this together.'"

To Jones, the details always mattered. In the car, he would lean forward from the back seat, minding the clock, confirming with his mother that he'd arrive early to practice. For Jones's sixth birthday, his father chalked a field about 35 yards long and about 25 yards wide in the yard, and his jersey-wearing friends received footballs as favors. He soon started playing Pop Warner, and the summer before fourth grade, he toted his playbook to the beach.

"Mentally, he was intense," said Fred Parker, Jones's Pop Warner coach. "He was dialed in all the time."

Jones maintained that focus as he got older.

He studied film during his free periods at Charlotte Latin School. He ferried teammates to and from voluntary workouts. He lingered after practice to work on routes.

"It seems like his whole life he's been preparing to be a franchise quarterback," said John Oates, a friend since kindergarten.

Jones also excelled at basketball, and his A.A.U. coach, Jay Bilas, the ESPN analyst and former Duke player, swears that Jones, a versatile forward, could have played in Division I. But the complexities of football — and the preparation it demanded, for just one game each week — appealed to Jones in a way that other sports could not.

As a 5-foot-11, 148-pound sophomore, Jones played behind an inexperienced line that protected him as well as an umbrella in a hurricane. Once, he was drilled so hard the hit dislodged his helmet and his mouthpiece. Jones's coach, Larry McNulty, remembers hoping he was still alive. Getting up, Jones looked McNulty in the eye and said, "Get me a damn helmet."

By 12th grade, Jones had sprouted to 6-foot-4, but he'd cracked a bone in his right wrist his junior year that prevented him from attending many camps that summer to showcase himself for college coaches. He was planning to attend Princeton until McNulty, certain Jones deserved to play against better competition, called David Cutcliffe, Duke's coach.

McNulty got the O.K. to send over film. Cutcliffe called him back that night.

"Whatever you do," Cutcliffe told him, "do not show that film to anybody else."

### Looking Deeper Than Statistics

Cutcliffe is revered as a master trainer of the position, hav-

ing tutored Peyton Manning at Tennessee and Eli Manning at Ole Miss. He has come to prioritize certain attributes. Like fingers.

On tape, Cutcliffe noticed that Jones's hands were soft like a middle infielder's, and his dexterous fingers helped him hang on to the snap while scanning for throwing lanes. Moreover, Cutcliffe said, Jones looked capable of mastering the critical seconds after a play, when a quarterback must process a variety of elements and then execute the call.

"He's like a lot of guys that I've coached that are a whole lot smarter than I am," Cutcliffe said.

Jones's resemblance to Eli Manning in both disposition and size helped sell the team on the pick. "They're very similar in so many ways that it's easier for us to see who Danny's going to be." Coach Pat Shurmur said.

In three seasons as a starter at Duke, Jones soared in some games and sputtered in others, but his arm talent and mobility, intelligence and intangibles, all coiled in a 6-5, 220-pound frame, smacked of N.F.L. potential.

And as teams delved deeper, they found that the game film didn't show everything. Scouts discovered that an undisclosed broken rib compromised his accuracy as a redshirt sophomore. They learned that Jones, instead of taking a nap after practice and classes, often went to the football facility with teammates in tow to watch more film.

"It was almost to the point where it was annoying for you," Quentin Harris, Jones's backup last season, said with a laugh. "You'd just want to go home, but Daniel loves getting after it."

Jones was an outlier at Duke, the only player drafted across his four seasons there. Teams considered that reality — as well as the 39 balls dropped by his receivers, most in the Football Bowl Subdivision, according to Pro Football Focus — when parsing Jones's cumulative statistics: 59.9 percent completion rate, 52 touchdowns to 29 interceptions, 6.4 yards per attempt. His numbers paled against those of peers in the class.

Jim Nagy, the 18-year N.F.L. scout who last year took over as executive director of the Senior Bowl, said he thought the class lacked definite elite quarterbacks, but contained some who might eventually become stars. For Nagy, both Jones and the overall No. 1 pick, Kyler Murray, fell into the latter category. When he called 17 teams around Thanksgiving to discuss potential Senior Bowl rosters, it was "pretty consensus," Nagy said, that Jones would go in the first round.

With a high pick, Gettleman said he knew for a while that he would draft a quarterback. "I felt like this would be our best chance," he said, "and it was important that we didn't force it."

By the Senior Bowl, in late January, Gettleman had reviewed film of, and scouted in person, each of the top quarterbacks. He was smitten with Jones, whom he had rated highly in critical factors like explosion and play speed and in other more nebulous categories like poise and instincts. Jones impressed Giants General Manager Dave Gettleman with an 8-for-11, 115-yard M.V.P. performance in the Senior Bowl in January.

Gettleman witnessed Jones's tenacity during the Senior Bowl, when, after a stalled first drive, he led his team to consecutive touchdowns in the second half. About a month later, Jones ran the 40-yard dash in 4.81 seconds at the N.F.L. combine, but knew he was faster than that. He trained leading up to his pro day at Duke, on March 26, where he ran a 4.64 in front of a contingent of scouts.

When Gettleman and Coach Pat Shurmur met with Cutcliffe, they asked him about Jones's maturity and ability to handle New York. Cutcliffe's answers evoked someone they knew well — another 6-5, classically trained, brown-haired quarterback from the South.

"They're very similar in so many ways," Shurmur said of Eli Manning and Jones, "that it's easier for us to see who Danny's going to be."

### **About Those Memes**

Those comparisons are flattering. The ones on social media, less so.

When Kanyon Tuttle, a friend from Latin, forwarded him a tweet saying Jones could play Eli in a Peyton Manning biopic, he replied with laughing emojis.

"I listen to interviews of people asking him, 'Are you going to use this as motivation?'" said David Herrmann, a close friend from Latin. "But Daniel, really, genuinely, more than anyone I've ever met, doesn't really care about that stuff."

He does care about validating the Giants' faith in him. He wants to play for 15 seasons and win Super Bowls and set the standard for his position. Jones would have to keep on conquering skepticism just as he always has, first as a scrawny sophomore at Latin, then as a walk-on at Duke, and now as a discounted draft pick.

He is not about to divert from that progression now. That's just not who Daniel Jones is.

# Meet the 'feisty' Giants underdog trying to win key role after life-changing offseason

By Matt Lombardo

NJ.com

July 29, 2019

Grant Haley and his girlfriend were driving back home to Atlanta after the Giants cornerback spent time training in Florida for the upcoming season, when they received a life-changing phone call.

"It was a surreal moment," Haley recalled.

His mother, Dr. Carla Haley, had just received news that a liver donor had been found that matched her rare A-Positive blood type as she was in the midst of the fight for her life against Primary Sclerosing Cholangitis.

"My mom told us that she was going to get her donor," Haley said. "We didn't know when the surgery was going to be at the time, but we were just blessed."

Cathie Seibert shared Haley's blood-type, was able to donate a portion of her liver, and forged a strong bond with the Haley family in the process.

"It was exciting," Haley said. "Me, my brother, my sister and my dad were all there and excited. It was a special moment for our family. For my grandparents, having their daughter going through stuff like that, that's tough, to watch your child go through that. It was a big relief for our family. It's a blessing that everyone was able to come through the surgery healthy. My mom's donor, Cathy, is running marathons."

Prior to realizing Cathie was a match, the Haleys searched near and far for a donor, with help from various social media campaigns.

Turns out, Seibert was much closer than the Haleys could have imagined.

One of Carla Haley's patients at her pediatric practice happens to be Seibert's student.

"I met her," Haley said, with a smile. "They met each other. She's right around our neighborhood. She's a middle school assistant principal, one of my mom's patients goes to her school, so there's a small connection there."

Carla's ordeal weighed heavily on Haley's mind last spring and summer, because just as his mother was fighting for her life, he found himself fighting for a spot on the Giants' roster after signing with New York as an undrafted

free agent.

Through it all, Haley's mother wouldn't allow her son to be weighed down by her situation at home.

"Whenever a family member's going through something, no matter how big or small, for me, it was a rough time," Haley admitted, saying his mother "always told me it was her battle, for me to go out and chase my dreams and that she was going to be okay. Fortunately, everything worked out. It was in God's hands and she's doing great now."

The Giants initially cut Haley last September, before bringing him back as a member of the practice squad. He was called up to the 53-man roster, days before the Giants' trip to his hometown to take on the Atlanta Falcons on Monday Night Football in Week 7.

Haley finished last season with 33 total tackles and three tackles for loss in 10 games, nine of which were starts. Despite finishing as one of the Giants' highest-graded defensive players, Haley isn't resting on his laurels as the dog days of his second training camp have begun.

"This summer's pretty similar," Haley said. "The chip's still on my shoulder. That's the most important part for me, having a 'why' and a motivation to get better every day. Being in Coach Bettcher's system in Year 2 has helped me a lot. Not only to know the plays, but be able to help the younger guys, too. Besides just knowing the playbook, it's about anticipating plays and being able to take my game to the next level."

Since the spring, Haley has taken virtually every practice rep as the nickel cornerback with the first-team defense. Competition could intensify for the nickel job with Sam Beal and fourth-round rookie Julian Love. But, Haley says his familiarity in the Giants' defense and a clear mindset knowing that his mother will be okay, has helped, as he enters his second season.

"Being able to focus on football, knowing the system in my second year, lets me be able to fly around, be fast and play physical," Haley said. "I think that's what's most important, when you know the system and can play fast, it helps you take your game to the next level and just make plays out there."

Despite a somewhat diminutive 5-foot-9 and 190 pound frame, Haley drew high praise from Giants head coach Pat Shurmur.

"He's very feisty," Shurmur said Sunday. "He's a tough, competitive guy. I think that's why he's going to be successful. You have to be able to compete. You have to be tough. You have to be competitive. He's all of those things."

What he lacks in size against some of the bigger NFL wide receivers, Haley says he more than makes up for in the physicality and competitiveness he tries to bring to every down.

"That's just who I am," Haley said. "People see me as more of a quiet, down-to-Earth kid and player, but when I get on the football field, that's a way to express who I am. I go out and play physical, play feisty and with a chip on my shoulder. That's the way that I can express that I felt doubted my whole life, coming into football. Getting out there, playing as hard as I can, playing physical, being the little guy playing big just shows my true character."

## Giants' Eli Manning owes his stronger arm Al Leiter, 'baseball world'

By Ryan Dunleavy  
NJ.com  
July 30, 2019

There is a little more zip on Eli Manning's fastball this summer and that's no accident.

The Giants quarterback trained like a baseball pitcher this offseason in an effort to build his arm strength to a level where he could withstand a heavy workload in training camp and be fresh for his 16th NFL season.

On the recommendation of former Yankees and Mets pitcher Al Leiter, Manning sought out Mickey Brueckner, founder of Chatham-based The Annex Sports Performance Center. Brueckner trains Al's son Jack — New Jersey's top high school pitcher who is headed from Delbarton to Vanderbilt University — top MLB pitchers and now also a two-time Super Bowl MVP.

"It really wasn't all that different than my approach with pitchers," Brueckner told NJ Advance Media. "As a thrower, there were things we could do better, like building arm strength and good moving patterns in his upper body."

New York Giants veterans are looking at rookie quarterback Daniel Jones wondering: How and when can he help me win a Super Bowl?

Manning's arm strength constantly is scrutinized under the header of "Can he still throw deep passes like expected of an NFL quarterback?" His work with Brueckner was more about managing the stress on an arm that has delivered 8,392 passes in NFL games and thousands more in practice.

"Eli's biggest thing was integrating his shoulder blade, his humerus and his rotator cuff," Brueckner said. "I stress that it's not that he didn't do things well. I saw opportunities to make an even bigger jump. His throwing mechanics are pristine, but he was lacking some general strength that was limiting him in terms of being able to throw the ball at higher velocities."

The two met an average of four times per week from mid-January to mid-April — just before the start of Organized Team Activities — and the 38-year-old Manning was receptive to the ideas from a former college baseball pitcher educated in kinesiology.

"I think top performers in any sport realize there are always opportunities to improve," Brueckner told NJ Advance Media. "I believe it's this very trait that makes them so

good at what they do for so long. The question is whether or not they are willing to put the work in to make that improvement. Eli sure is willing."

Prior to last season, Manning spent most of his time learning a new playbook at Giants headquarters, where coach and player instruction time is limited by NFL rules. In the past, he has taken select workouts to Duke under the watchful eye of his brother Peyton's (and new teammate Daniel Jones') former college coach David Cutcliffe.

The decision to "go into the baseball world," as Manning put it, is something he researched in the past.

"I feel like it has paid off," Manning said. "I'm throwing the ball well. The arm is staying strong. (I'm staying) three or four days after practice to not lose it, which is what happens in training camp sometimes. You have four practices in a row — if you are not used to it, you can see your arm getting tired. And it's still feeling strong and coming out good."

One phase of the offseason plan at Annex called for two days per week of upper body lifting and two days of lower body lifting, and mixed-in conditioning. There were exercises for strengthening the rotator cuff, building full-body and rotational power, and addressing agility and reactivity.

"Let's take what he's got and make him stronger so he can withstand the stress of hits, the longevity of the season, make him more resilient," Brueckner said. "At the end of the day, I'm training athletes, so what I do has to translate on the field."

Manning has never missed a snap due to injury.

But, for throwing, it was the equivalent of a long-toss approach on the baseball field.

"I didn't want it to be so structured in terms of the volume of throws per day," Brueckner said. "My plan was to say, 'We are going to start throwing three days a week. We are not going to stress distance. The volume is going to be predicated on how your arm feels. I want you to get a good understanding of your arm and its limitations.'"

Throwing distance increased each week during the slow build-up, and eventually a fourth "throw day" was added to the calendar. After four weeks, they established an unspecified maximum throwing distance at which Manning still could achieve maximum intensity.



"There was never an approach or a plan to his throwing program," Brueckner said. "I think that was really important for him."

The focus changed for the two weeks leading up to the Giants' first practices of the spring.

"Keep that same intensity and manage trajectory and focal points: Where are we aiming?" Brueckner said. "If my max intensity and max distance is 60 or 65 yards, now I'm at 40 yards and I'm throwing with the same intensity and managing my trajectory at that intensity."

Manning test drove his approach by gathering several Giants receivers for a workout at Summit High School.

"We applied all that stuff," Brueckner said. "He felt really good. That was the turning point where he started to feel everything click."

Manning was sharp through the first week of training camp, taking every first-team snap as Jones waits in the wings, proving there is no competition for the Week 1 starter. Add physical improvements to his increased knowledge in Year 2 of the offense and there is reason for optimism the Giants will have a high-powered offense even without Odell Beckham.

"I think he's really throwing the ball well," coach Pat Shurmur said. "When he came back for OTAs, we saw it. Some of it was physical, some of it was how he trained. You ask the quarterbacks to get better every day and train and do all of the right things, and along the way they sort of find their way. Eli's done that every year."

## How Giants rookie with 'crazy potential' leaned on teammates to stay sharp after training camp setback

By Matt Lombardo  
NJ.com  
August 22, 2019

Giants rookie wide receiver Darius Slayton reached back to make an impressive catch on a pass thrown slightly behind him by Daniel Jones, before turning upfield and picking up some yards after the catch during Monday's practice.

It was the type of athletic catch the Giants hoped their fifth-round pick would be making all summer — and into the season. But this was his first week back on the field since injuring his hamstring during camp's first practice.

"I'm always happy to make any play," Slayton said after Monday's practice. "It's important that I come back and do things like that to keep it fresh in everybody's mind that I can still play ball and that I can still make plays. I definitely feel like continuing to do things like that consistently would be really good."

Not being able to show the coaches what he was capable of made the month of July a tough one for Slayton.

"I definitely was pretty sick those first two days after I hurt myself," Slayton said. "Because I knew how I was coming off the spring. I feel like now that I get my physical back, I can get my mind and my body on the same page, and feel like I can play my best ball."

Before he steps onto the field for his first NFL game, and even before getting back on the practice field last week, Slayton relied on several veteran teammates to help him through the struggle of his injury absence. And all while mastering the intricacies of the Giants' offense.

Fellow wide receiver Bennie Fowler saw something special in Slayton from the first practice of OTAs this spring.

"Slay's a very talented guy," Fowler told NJ Advance Media on Tuesday. "I haven't seen a guy as a receiver come in like that in a long time. His potential is through the roof. It's crazy, and you can see it."

Slayton expects to make his debut Thursday night at the Bengals in preseason Week 3 — his first chance to show everybody how the potential he flashed at Auburn translates to the NFL.

After catching 79 passes for 1,605 yards and 11 touchdowns in three seasons as a starter in college football's toughest conference, the SEC, Slayton blazed through the 40-yard

dash in 4.39 seconds at the NFL Scouting Combine. That tied for 11th among all prospects and sixth among receivers.

"You can't teach speed," Fowler said.

Slayton isn't just a potential deep-threat replacement for Odell Beckham. He is also a refined route runner.

"Usually, you're either fast or you're a route-runner," Fowler said. "He's got a combination of both. You saw his routes in OTAs, and that was some NFL-type stuff he was doing out there."

Giants head coach Pat Shurmur called Slayton the most improved player from rookie minicamp to the end of OTAs this spring.

Unfortunately for Slayton and the Giants, his injury delayed his chance to build some momentum and climb up the depth chart at wide receiver, which has seen a summer's worth of adversity.

Despite being unable to practice, Slayton made a point to attach himself to veterans like Fowler, Cody Latimer, Russell Shepard and tight end Evan Engram, to absorb as much of the Giants' scheme as possible.

"We sit next to each other in the receiver meeting room," Fowler said. "I'll help him with the plays, help him understand certain concepts, explain how something should look and 'you should know who's getting the ball,' help him with the terminology."

Typically, young players struggle to make the team if they have a prolonged injury absence in camp. But Slayton has been an exception to that, according to Shurmur.

"He made great strides in the spring," Shurmur said. "I anticipate when he comes back that he's going to continue to do that."

## Giants safety Antoine Bethea looking to guide defense to next level

By Mollie Walker

NY Post

July 28, 2019

Safety Antoine Bethea is one of three players 35 or older in Giants training camp. He joined the exclusive club — with quarterback Eli Manning (38) and long snapper Zak DeOssie (35) — on the third day of practice.

“Ah man, he’s been in the league for a little minute,” defensive end B.J. Hill said while trying to guess Bethea’s age before practice. “I’m going to say he’s like 32? 33? 34? Wait, no, five? Yeah, he’s still young, though. He’s still got it in him.”

In early March, the Cardinals released Bethea, and just a few days later, the Giants signed the 13-year veteran to a two-year contract. He now reports to training camp in a leadership role on a young Giants defense.

“I think we can be one of the top [defenses] in the league,” Bethea said before the team’s first practice with pads. “I think they’re gelling together really well, but obviously we have to wait until we ... get in front of some other teams, but so far so good.

“Everyone is taking everything in really well, and we just have to wait and see.”

Though he played nearly every snap on defense while appearing in all 16 games for the Cardinals last season, Bethea simply wasn’t the player he once was. It’s worth noting his 24 career interceptions are fifth among active safeties, sitting behind Reggie Nelson (38), Mike Adams (30), Eric Weddle (29) and Earl Thomas (28).

But the 5-foot-11 former sixth-round pick in the 2006 draft is looking to make an impact on a team that is struggling for a defensive identity.

“The way the league goes is next man up, whatever the situation is,” Bethea said. “Obviously, you don’t want those things to happen. As far as injury-wise, we play a physical game so that’s going to happen. For the young guys, it’s next man up.

“You have to look at the positive side — it’s an opportunity for somebody to come up and get in. As a team, we have to come together, ride together and be in it together.”

## Dave Gettleman Doesn't Care What You Think

By Jonathan Jones  
Sports Illustrated  
August 6, 2019

EAST RUTHERFORD, N.J. — Dave Gettleman wants some credit for his resumé.

It's an objectively impressive one, spanning three decades across four NFL teams. He won't gesture toward the three Super Bowl rings on his fingers, but he will assure you that he knows what he's doing. He believes his history—along with head coach Pat Shurmur and the talented staff assembled, who have all been doing this a long time with various levels of success—deserve a level of trust from Giants fans.

I've heard him use that line a few times in recent press conferences, including the one he just conducted here in late July. We are meeting over lunch at the Giants' facility, sharing a table in a cafeteria that's emptying as practice nears. I'm here to find out why he is doing what he's doing. Because Dave Gettleman is the most interesting general manager in the NFL, and it seems that's not always a good thing.

Our conversation starts with why he's so certain his past successes guarantee future results. I argue that billionaires make bad investments, pointing to Tom Dundon's quick-trigger quarter-billion-dollar investment in the AAF. Every year one-fourth of the NFL's head coaches—the fraternity of 32 of the world's greatest pro football minds—get fired. There has to be more. Why is Gettleman so sure that this plan, for these Giants, will work? "It's very rude to answer a question with a question," Gettleman acknowledges, but, "My question is: Why won't it?"

I've been interviewing Gettleman with regularity since 2013 when he got his first GM job with the Carolina Panthers. He's never written an article, but he can deftly make a point to a journalist by comparing his work to theirs.

"Why is there any guarantee that you're going to write good articles? Why is there any guarantee that your career will continue to grow?" he says. "There's no guarantee.

"I'm not saying this from an arrogant place, I'm just saying that I've been around enough successful teams and I've seen the way they're built. And to a degree I know what it looks, smells and tastes like. I have confidence in

myself. I have confidence in the organization, and Pat and his staff, the scouting staffs. I have tremendous confidence in ownership. It's almost like ... you're asking me if I'm being penalized because I'm confident in my skills."

Zach Bolinger/Icon Sportswire/Getty Images

He can put on this gruff exterior when it comes to business, and he's been doing it since before his decisions fueled New York's tabloid backpages. Gettleman won't throw the first punch but, at times, can seem ready to spar. He's jovial—cheeky, even—but then makes cutthroat personnel decisions.

Several star players who got their walking papers from Gettleman now regularly call him out. One recently joked about physically running over the 68-year-old on the sideline. He floored the NFL world when he traded Odell Beckham Jr. shortly after declaring he didn't sign him just to trade him. He did it again a month later when he drafted Duke's Daniel Jones at No. 6 to be Eli Manning's successor.

If he paid attention to the jokes made about him, he wouldn't care. Gettleman is aware some of his moves are unpopular, but every piece of him believes in his plan that's based on a tried-and-true formula.

"People make fun of me. If it makes them happy, let them have it. I don't care," he says. "I just know I'm blessed. I've got the Lord and my family and I've got football."

By the time Gettleman came to the Giants the first time, he had been to three Super Bowls. Twice he went with the Bills as a scout before enjoying a Super Bowl XXXII victory as a scout for the Broncos. In 1999 he joined the Giants as the pro personnel director and went on to get two more rings. But as he entered his 60s he couldn't secure a GM job; the Giants passed him over in favor of Jerry Reese and he missed out on one of the Browns' many openings.

In 2013, Jerry Richardson brought him to Charlotte where he inherited Ron Rivera, Cam Newton and Luke Kuechly. His moves helped immediately push the Panthers' young core, which hadn't had a winning season, into contention. They won the NFC South in each of Gettleman's first three seasons. The pinnacle of his tenure there was the 2015 season that saw Carolina go 15-1 but fall short to the Broncos in Super Bowl 50.

While the Panthers enjoyed their greatest stretch of success, Gettleman's tenure wasn't without controversy. He cut beloved Panther great Steve Smith with gas still left in the

tank. He rescinded Josh Norman's franchise tag when the All-Pro corner waited months to sign it. Richardson signed off on those moves, but Gettleman's slack ran out when he played contract hardball with two of Richardson's favorites: linebacker Thomas Davis and tight end Greg Olsen.

A year and a half after overseeing the best season in franchise history, Gettleman got the axe a week before the start of 2017's training camp.

"There are times where my bedside manner hasn't been the best. People will tell you that millennials want honesty," Gettleman says. "Sometimes I've been a little too abrupt and to the point. And I think it's because I've never been a pussyfooter. I've never dallied around. ... Maybe there has to be a softer, kinder Dave Gettleman. Yeah, I'm 68, but I'm not an old man falling down. I'd like to think that I can learn, that I'm agile and can still learn."

Gettleman took the reins in New York less than six months after his dismissal in Carolina. The Giants improved from 3-13 to 5-11 last season. He nabbed Saquon Barkley—rather than a quarterback—with the No. 2 overall pick in his first draft with the Giants and immediately faced criticism, especially from an analytics community that believes in the devaluation of the running back position. At his post-draft press conference, he pantomimed typing on his computer while dismissing the notion. It helped earn Gettleman the distinction of being a "personnel dinosaur."

"If that makes me a hater of analytics, because the analytic people say [you can plug and play whomever at running back], you can't!," Gettleman says. "If that's the reasoning, that I've become a doddering old fool that hates analytics ... that's O.K."

Over the past year, Gettleman kept hearing about the "Kansas City model" for quarterbacks. Alex Smith is to Eli Manning as Patrick Mahomes is to Daniel Jones. Gettleman had grown tired of this phrase, so after picking Jones at No. 6 and faced with more questions of when he'll boot out Manning for the new guy, the GM had his fill.

"Maybe we are going to the Green Bay model, where Rodgers sat for three years," Gettleman said. "Who knows?"

No one, not even Gettleman himself, believes Jones will sit for three years behind Manning. So why even say that? "Just to say it," Gettleman says.

"You know why? Because they didn't invent it. People have done this since the dawn of time, especially way back in the day when the first-round quarterback didn't have to play right away." He goes on to track Hall of Fame quar-

terback Sonny Jurgensen's circuitous path to NFL starter. "Media, and just in general, there are so many people who think sports started in 1979. Your generation of writers, if I said who are the 15 best players of all time, there wouldn't be one player from before '90."

Of course there would be. There's that punchiness again. This isn't a default setting, though. During his first stint in New York, Gettleman earned the nickname "the Mayor" for being so personable and nice to everyone in the building. Manning has seen Gettleman's sarcastic side plenty.

"He has a personality and gets along with the players," Manning says, "and he wants the players to show their personality and for that to come out."

But ... that trade he made in March, Eli ...

"Having your character in the best of ways, and making sure it's the right style and you're representing the franchise in the right way," Manning says. "He's got to make decisions and we've got confidence in him that he'll do the right thing."

Four days before our sit down, GQ dropped its Q&A with Beckham. Among the wide receiver's headline-making comments: The only reason the 5-11 Giants got primetime games was because of him, and that he felt disrespected by the way Gettleman handled his trade.

Manning had already responded to that comment. "We won a few games before he got here," he said dryly. Later, he tells me of the mic-drop comment, "it just kind of came out."

Gettleman allowed one question about Beckham in his half-hour meeting with assembled Giants media this day but waved off a follow-up. (Gettleman left it at "Odell plays for the Cleveland Browns now, and we're moving on. We wish him the best.")

Later, Gettleman tells me he didn't read the article. I paraphrase what Beckham said—that he didn't appreciate how Gettleman communicated with him. (More precisely, Beckham told GQ "I felt disrespected they weren't even man enough to even sit me down to my face and tell me what's going on," even though Beckham was in Paris at the time of the trade.)

"Here's what I'd say," Gettleman says. "I handled it professionally and with complete respect. What more can I do?"

"I can't be responsible for the way people characterize things that happened. Because you know what? It's the

way they saw it. It's what they feel. You can't argue with emotions."

There's no way to argue this team gets better on paper without Beckham. The trade hinges on the nebulous idea of culture, the necessary and mysterious ingredient for any championship team. Gettleman always says he's doing what's best for the New York Football Giants but rarely dives into what that truly means. He tries.

"When I'm retired sitting in my chair, rocking back and forth, thinking about my life, I don't want to say I wish I had done... whatever," he says. "If your culture's right, every player in that locker room will give you everything they've got. And in the face of tremendous adversity, they'll keep slogging through. That's what culture is."

He's said before—and it doesn't apply only to the Beckham trade—that "people don't understand what's going on and people don't have knowledge of the stuff that's going on here." In one sense, it's admirable that Gettleman keeps private discussions private. A more cynical take says this is a cop-out giving the GM the ability to wiggle out of having to lay bare the defensible (or indefensible) reasons for his personnel decisions.

"You don't know," Gettleman says. "And you know what? That doesn't make you stupid. That just makes you ... you don't know!"

In part because he refuses to publicly substantiate his decisions, Gettleman leaves himself open to criticism—legitimate or otherwise. Steve Smith danced on Gettleman's grave when he was fired in Carolina. Norman rarely pulls punches when Gettleman's in the news. There's Beckham, of course. And then former Giants safety Landon Collins came over the top in a July interview with NFL Network, saying he'd look to pop Gettleman on the sideline during warmups when Washington plays the Giants next. Collins later said he was joking and was reportedly warned by the league for the comments.

It seems in vogue to pick on Gettleman. And he doesn't care.

"I have no idea if it's popular or not," he says. "At the end of the day as long as I know I treated people with respect, if they don't like the answer, what am I supposed to do?"

Gettleman's next big decision—how and when he moves on from Manning to Jones—will dwarf the others.

He says that will be a decision for Shurmur, but more realistically it will be a collaborative effort. There's no matrix

they've constructed for when it'll happen. (1-3? No. 2-4? Maybe. 2-5? Yes, do it now!) "We'll know when it's time," Gettleman says.

The hope, of course, is that Manning continues the strong camp he's had and returns the Giants to glory. The reality is there will be immense pressure on Gettleman and Shurmur from Manning's first three-and-out and will only build with turnovers.

Jones says New York was always the place he wanted to be and the best situation for him.

"It's a responsibility, and there's more to it in some senses, but I'm confident I can handle it," Jones, 22, says. "Playing quarterback in New York is a huge opportunity for any guy and to me it was the most exciting and what I wanted to do."

Gettleman, who inherited his coach and quarterback at his last stop, has hitched his wagon to Jones and Shurmur. He fell in love with Jones at the Senior Bowl and hasn't stopped fawning over him since. Imagine just how much Gettleman, lover of pass rushers, must be enamored to let Josh Allen go by at No. 6?

But the moves Gettleman has made—and especially the way he's handled them—have almost put him in a position of all-or-nothing. Will it be enough for Jones to be a Pro Bowl alternate in the near future, or does he have to become an MVP candidate? Will a double-digit win season or two provide affirmation, or do these Giants have to win a fifth Super Bowl to satisfy all?

"I've had a special career, and I'm proud of what I've done," Gettleman starts. "I want to say this right. ... No matter what happens moving forward, I've had a great career. No matter what happens. And to now be the general manager of the New York Football Giants. Are you kidding me? There are guys who would blow my head off to sit in my chair even for a week. Don't think for one moment that I don't realize how fortunate I am and how big a job this is."

We wrap up on the interview on that note. Shortly after, Gettleman is told that Kevin Abrams, the team's VP of football operations, has been looking for him. Gettleman gathers his things, God-blesses those around him and heads out, past the team's four Lombardi trophies and up the stairs to his meeting. On his way through the lobby he passes a television, tuned to ESPN. It shows clips from the Giants practice and a discussion of Manning's comment responding to Beckham's GQ interview. Gettleman—unbothered, uninterested, or both—pays it no mind.

# Eli Manning is the Giants' Jeter, Rivera, Messier and Ewing

By Mike Lupica  
Daily News  
August 17, 2019

No one knows how this will end for Eli Manning. John Mara, who grew up as Giants owner with Eli the way his father once grew up with the Giants of the '50s and '60s, said the other day that the dream scenario for his team, for this regular season, is if Daniel Jones doesn't see the field. Mara is right, of course. If Jones doesn't play, it means Eli is playing the way he used to play. Or at least close enough.

However it ends with Eli, though, and even as a rising Sam Darnold playing in his own stadium, it is always worth remembering that there has never been a New York football Giant more important than Eli has been. Not Frank Gifford. Not Phil Simms. Not even Lawrence Taylor, the most talented player in Giants history, and probably the greatest defensive player of them all.

No. 10 is the one.

He's the one even if he never won another playoff game around his two Super Bowl runs. He's the one despite the way he's looked when he's been putting the ball on the ground the past few seasons and throwing it to the other team and wondering where all the good offensive linemen went.

Young Yankees fans grew up with Derek Jeter and Mariano Rivera. Rangers fans had Mark Messier, but he came here from somewhere else and ended up finishing his career somewhere else. If you're a young Giants fan, it's Eli, one hundred percent. If this is his last year, you just want it to be better than Jeter's last year with the Yankees. You want him to throw the ball the way the great Rivera did in his farewell season with the Yankees. If he doesn't, then Daniel Jones will have to take the field sooner than John Mara would like, and it will mean the Giants are acting like losers all over again.

"A franchise quarterback gives you a chance to win every week," Mara told me once when the subject was Eli.

The Giants didn't win as much with him as their franchise quarterback as we thought they would after they won Super Bowl 42 from the Patriots and kept the Patriots from going 19-0, the victory that John Mara said that night in Glendale, Ariz., was the greatest in the history of his grandfather's Giants and his father's Giants and his. It was. Then they got to Indy four years later and did it

again to the Patriots. The highlight of it all was that throw Eli made to Mario Manningham from the shadow of the goalposts, between two defenders, down the left sideline, as beautiful a deep ball as any Super Bowl quarterback has ever thrown.

It was one of those throws, one of those plays, one of those moments. If you are a Giants fan, you don't need to see it online, or in a Super Bowl DVD. It is burned into your memory, and into your imagination. Eli had just turned 31 when he made that throw to Manningham. He's 38 now. No one thinks he is still going to be playing quarterback for the Giants, or anybody else, when he is 42 the way Tom Brady is. Unless the Giants do make a playoff run this season, no one believes Eli will be the starting quarterback in 2020.

There are an awful lot of Giants fans I know who wanted to turn the page after Jones completed his first five passes in his first preseason game. They still remember who Eli is and what he did. But the memory of 3-13 and 5-11 the past two seasons is a lot more present, and a lot more vivid. And as painful to this generation of young Giants fans as the '70s were to their parents.

But again: To those younger fans, the ones born after Simms and LT won the team its first Super Bowl the way my oldest son was, Eli has been as much of a star of sports around here as the greatest of Joe Torre's Yankees were. Patrick Ewing was a great star for the Knicks. Patrick's Knicks never won it all, losing the NBA Finals in 1994 and again in '99. You better believe Messier delivered the Stanley Cup to Rangers' fans in '94 after 54 years of waiting. But as great as Messier was, as much as he delivered on his Game 6 guarantee that year against the Devils, he was only at the Garden for six seasons.

Eli is starting his 16th season. Eli is that pass that David Tyree pinned against his helmet in Glendale and the pass to Plaxico Burress in the corner of the end zone that won the game. Eli is the pass to Manningham. He's the quarterback who beat Brady and Belichick twice. And the night he did beat the Patriots the first time, he really did become the biggest sports star in New York, even with Jeter and Rivera still in town, and chasing one more World Series for themselves.

Eli didn't do it alone. He never had the numbers that his older brother did, because very few guys in history ever had the numbers his older brother did. Tom Coughlin was Eli's coach and the guys up front on defense were the real MVPs of Super Bowl 42.

"Remember one thing about where he ought to rank in Giants history," Ernie Accorsi, who made the trade to get Eli on draft day in '04, said on Friday. "He plays the most important position in football. And the most important in sports."

Eli has done it for a long time in Jersey. Might not do it all the way through this season. His play, and the Giants' play, will determine that. Then we'll see whether or not Jones sees the field. Until and unless he does, just remember who you're watching with No. 10. And what he's meant. And no Giant ever meant more.



# TRANSCRIPTS





**Head Coach Pat Shurmur  
Conference Call  
December 2, 2019**

**Opening Statement:** I kind of said what I needed to say last night, so I'll be happy to answer your questions.

**Q: After watching the film, what are your more nuanced thoughts on Daniel's (Jones) performance, the good and the bad, maybe that wasn't apparent yesterday?**

A: Yeah, I think he made some really good throws. He competed throughout the game even after he got his ankle twisted. Obviously, the interceptions are the focus, but he made an excellent throw on the touchdown pass and he made good throws throughout the game. Certainly, we can't make those... the first interception he tried to fit it in and he'd want that one back. The second interception, he tried to throw the inside route on four verticals and he just overthrew Shep (Sterling Shepard). Shep ran a good route. I think certainly a completion there would've kept the drive alive. Then the last one he threw a go ball to (Darius) Slayton. I think he put a good throw on it, Slayton ducked inside the corner late in the down. We've just got to disrupt that. So, those are the ones. Certainly, we can't throw interceptions. Sometimes they happen, but we've got to get it cleaned up.

**Q: How's his ankle feeling?**

A: Fine. He's got some game soreness but he's fine.

**Q: I'm sure by now you are aware of what Janoris Jenkins said after the game. I'm wondering if you can react to what seemed like him questioning (Defensive Coordinator) James Bettcher's scheme. Have you talked to him about it and is there any validity to his question of whether he should be traveling with the other team's top receiver?**

A: Yeah, we all know, you guys have gotten to know him, and I know Rabbit (Janoris Jenkins) really well, he's a spirited guy and he wants to have an impact on the game. I think his assessment of we're the only team that doesn't travel isn't quite accurate. I just came from the Minnesota Vikings who don't. I think there's a lot that goes into that. Again, he's a competitive guy and I'm sure those are just immediately after the game comments. Unfortunately, I have not had a chance to talk to him, he left immediately (because) there was an illness in his family that he had to go attend to. I'm sure I'm going to have a conversation with him when he gets back.

**Q: Do you have a problem with a player openly criticizing and questioning a coaching staff's scheme like he did?**

A: I'm not sure that's what he was doing, that may be the impression. I think coaches and players talk about a lot of things behind the scenes. But obviously anything that we do we should do behind the scenes.

**Q: You said you didn't do it in Minnesota with traveling the cornerback. Is that something you believe in or is that just the way it worked out that they didn't do it there and now you don't do it here for the most part?**

A: No, I mean there's reason for it at times with the way teams shift and motion. It's just philosophical in terms of just doing it that way. We did it earlier in the season and we felt with some of the guys we had out there playing, to settle down the whole unit we just felt as though it was best not to do that. That's all.

**Q: At the other corner spot I know you had a planned rotation, but was the plan to put (Sam) Beal in mid-series sometimes because of (DeAndre) Baker or what was the plan behind that?**

A: No, just playing them both. That's all.

**Q: Saquon (Barkley) said after the game yesterday that he thinks you guys practice like you're 10-2. You said a few different times that you see a lot of progress behind the scenes. Why do you think that's not translating to Sunday? What's not happening in the game that might be working really well in practice?**

A: Well obviously we're not getting the final result we're looking for, but throughout the game you see a lot of really good plays on both sides of the ball. I think it's fair to say that we did a really good job against their run game on defense. I think their longest run was a scramble by (Aaron) Rodgers. They had one other medium sized run. Then we gave up a couple of long passes for touchdowns that you obviously can't do. But then there were a lot of plays that we defended well. Same thing on offense, we ran the ball much better, we did throw the ball with some efficiency, threw a touchdown pass, but then you have three interceptions. So, it's one of those, it probably plays into what Saquon is saying—there are times



when things look really good and then we have those mistakes that hurt us. Especially against a good football team.

**Q: I'm sure that one of the points of pride for you is that the locker room has been upbeat during this losing streak. I'm wondering if in hindsight if there's any regret in terms of all the value you guys placed on culture and whatnot if maybe you valued culture over talent a little too much this offseason, if you wish you had some more veteran players rather than all the young players?**

A: Unfortunately, we don't have the win total that we're looking for. We believe in guys that are certainly talented enough to play that are good teammates, you know, you need both. Listen, I regret that our record isn't much better. That's the only thing I regret. Our job is obviously to get it better, and when it's not, obviously it falls on my shoulders.

**Q: You said after the game that it's a historically young team. Just curious what you meant by that.**

A: Well, I think we've got a lot of young players playing. That's all. Again, that's more descriptive than an excuse. But we have more than a lot of places. That's all.

**Q: Have you seen something that makes it historic? Have you seen a number or heard a number behind the scenes or anything that makes it historic in terms of the amount of snaps or rookies playing or anything?**

A: We've had a lot of rookies playing throughout the season. We've had a lot of second year players certainly starting and contributing. And then we don't quite have as many veterans as you normally see. That's all.

**Q: Did Daniel go for any tests on his ankle, an MRI or anything?**

A: No, just a normal evaluation.

**Q: Any other injuries out of the game? I think we saw (Aldrick) Rosas walk into the X-ray room. Any other injuries of note?**

A: You saw (Corey) Ballentine, right, with the concussion. Then, let me just look through here, Jones, yeah Rosas I guess is sore, he made a tackle. That's about it. That's just game soreness.

**Q: This year in Tampa, you did kind of have Janoris (Jenkins) track Mike Evans a little bit, if not for a large portion of the game. Mike had a really good game that day, did that play into your guys' strategy going forward to not have Rabbit travel as much?**

A: No, I think—listen, what we're trying to do is eliminate big plays in the back end and get guys in the right places. It's more of a total scheme thing.

**Q: Is this Corey Ballentine's second concussion? Any concern that this could be season-ending?**

A: No, no concern. He was good today. But again, he's got to go through the protocol, so we'll see as time goes on.

**Q: You mentioned yesterday, and other times, you don't get into the feeling-type questions—how this is feeling or how that is feeling. I'm sure you would agree that emotion plays a pretty big part in success and failure. How do you kind of gauge the emotional level of your players in these games, and do you like it? Is the emotional level as you would like it? Is it higher, is it lower? What's your sense of that?**

A: I think the guys played hard throughout the game. They're in it to win it, you know. I don't think that's a problem as far as gauging it. I think they're out there playing every snap to have success and have a positive impact on the game. I don't worry about that.

**Q: Obviously, Daniel was able to play through the ankle, but what's the readiness of your backup quarterback right now?**

A: They're ready to go. You're talking about Eli (Manning) and Alex (Tanney)? They're ready to go.

**Q: In a game it would be Eli, yes?**

A: Yeah, no, he's ready.

**Q: Is there any real chance that Eli will have to play next week?**

A: Is there a real chance? I don't know that. We'll have to just see what the week brings.



## TRANSCRIPTS

**Q: How about (Evan) Engram? Is he coming back soon?**

A: We're hopeful. He's making progress. He's feeling a little bit better each week, so we've got actually one more day this week to get him out there, so hopefully he'll be available. Can't say for certain, though.

**Q: Just to clarify, your expectation is that Daniel is able to practice this week?**

A: Yes, that is my expectation.



# TRANSCRIPTS

**QB Daniel Jones  
Conference Call  
December 2, 2019**

**Q: Just curious how your ankle is feeling after the game and if you think you'll be able to practice this week?**

A: Yeah, I think I'll be able to practice. It's sore, but that's kind of typical the day after a game. I think I'll be good to go.

**Q: When you hurt that ankle, was there ever a doubt that you would come back into the game or have to take a few snaps off?**

A: No. I realized when it happened, but I never really thought it would be something that would keep me from playing.

**Q: Just wondering what you thought about playing in the weather? It seemed like you sailed a couple balls, if that maybe had something to do with it or if you would approach it differently next time or anything of the sort?**

A: Yeah, I had the one play over the middle to (Sterling) Shep that I missed. It went over his head, and it was a costly mistake. But I'm not sure the weather really had much to do with that. I have to do better in those situations.

**Q: One of the things people are talking about with this team is that the way you practice doesn't translate into the way you play in the game. Why do you think that is? What's holding this team back?**

A: I'm not sure. You have to do several things. Adjusting to different things in the game. I think in practice, you're able to anticipate a lot of the looks. I think we need to be better in some of our awareness, realizing things on the fly and figuring stuff out during the game.

**Q: You've been without Evan Engram and Rhett Ellison now for a couple of games. Can you just comment on the job being done by Kaden Smith and Scott Simonson?**

A: I think those guys have stepped up and really played well. I thought Kaden had a great day yesterday. He's someone we all have a lot of confidence in, and I think he showed that yesterday. Scotty, too. Scotty played well. He had some big plays last week. He stepped up and played well this week again. I think both of those guys have played really well.

**Q: I saw some video of you and Aaron Rodgers' brief exchange at midfield after the game. It seemed like he gave you some encouraging words. How do those normally go after these games when you meet with these veteran quarterbacks? Do you get a kick out of meeting some of these guys, and is there anything you've taken from any of them that you can use and take to heart?**

A: Yeah, I appreciated his encouragement yesterday. It's cool to meet some of these guys and speak to them briefly. He was encouraging. He told me to stick with it and keep working at it, and I certainly appreciate him saying that.

**Q: Obviously, there's a lot of chatter outside the building and speculation about the coaching staff. Do you guys feel like these last four games, you're playing for your head coach's job?**

A: We all take a lot of responsibility in the way things have gone and how we've played. You certainly can't look to one person or one group or anyone. We all have a lot to do with it. I don't feel that way. I have a lot of confidence and appreciation for Coach (Pat Shurmur). We're playing to win each game, and that's the way we've approached the season. We're going to compete as hard as we can.

**Q: We've heard so many good things about your on-field leadership, your huddle presence and whatnot. Where are you at in terms of your locker room presence, your locker room leadership? Are you comfortable setting the tone? Are you comfortable correcting a veteran? What about not in the huddle when everybody looks to the quarterback, when everybody's in the locker room, where's your leadership at?**

A: I'm certainly comfortable doing that. I'm comfortable having those conversations. But I think with all of that stuff, it's important for me to understand my position, and the fact that I'm still a rookie. I'm still learning a lot from a lot of guys that have played a lot more football than I have. But in terms of having those conversations or approaching people, I'm certainly comfortable and willing to do that.



**DL Dexter Lawrence II  
Conference Call  
December 2, 2019**

**Q: Can you talk about the job you guys have done the last couple of games stopping the run?**

A: We've made that an emphasis on the defense. We have to stop the run, then stop the pass kind of deal. Our mindset is stop the run so we can be able to pass rush. It's just one of the emphasis we have made in the room.

**Q: Are you frustrated that as good as you guys have played the run, it doesn't seem to have translated into stopping the pass? Even though you are stopping the run, they still seem to be having great success passing the ball?**

A: That goes with the whole defense. Up front has to rush well and keep the quarterback contained and put pressure on him and the back end has to cover well. It's not just one dimensional, it's all of us working well together and trying to get the job done.

**Q: When do top prospects in college start paying attention to who is at the top of the NFL draft?**

A: Honestly, the guys I was around, we paid no attention to any of that. We didn't have any control of that process. We all knew we were going to go where whoever selected us. I guess it's different with different people. If you're not going to the playoffs (College Football Playoff), then I guess that's when people might start looking at that. I honestly can't answer that question for everybody but the people I was around were so locked in on finishing our job.

**Q: You have a lot of first- and second-year players. How comfortable are you guys with standing up and talking to veterans and saying hey this isn't working or making suggestions?**

A: I can say there is not hostility around. Everybody is very humble and willing to learn from anybody in the room. In my room, I coach or get on some of the older guys in my room and I'm pretty sure in the DB room the same thing is going to happen, even in the linebacker room too. It's all coming from a genuine place, we know we are all trying to help each other in the long run, feed our families and stuff.

**Q: There's no apprehension? It's not to the point where you see something wrong and then finally you reach that boiling point and you have to speak up for yourself?**

A: Of course, you address it. Some things get repetitive but it's just something you have to keep working. Maybe find another way to address it, find another way to handle what's going on. There is a lot of different things you can do. You're not sitting there yelling at each other or cursing each other out. You are encouraging and trying to get each other better.



# SHURMUR SEZ



# Shurmur Sez - Week 13

By Michael Eisen  
November 29, 2019

EAST RUTHERFORD, N.J. — The Coach's Corner, Giants.com's exclusive weekly interview with head coach Pat Shurmur. This interview was conducted on Wednesday, the day prior to Thanksgiving.

**Q: THANKSGIVING IS A BIG FOOTBALL HOLIDAY, AND THE SHURMURS ARE A FOOTBALL FAMILY. IS IT A BIG HOLIDAY FOR THE SHURMURS? DO YOU ENJOY THANKSGIVING, A CHANCE TO WATCH FOOTBALL, SPEND TIME WITH THE FAMILY?**

Shurmur: "Yes, nice. The family is around, so we'll have a chance to just have a meal, a good visit and be able to enjoy the games. We'll work here, obviously, in the morning. We're going to practice. We have a lot to get done Thanksgiving morning. Then the players and coaches and staff will all be able to spend time with their families in the afternoon and evening."

**Q: YOU'RE BRINGING THEM IN EARLY TOMORROW?**

Shurmur: "Early morning. We'll meet and practice, and make sure the players are gone before noon. They'll have the afternoon and evening to be home. Then we'll get back with a normal Friday."

**Q: WHEN YOU'RE HOME WITH EVERYBODY WATCHING THE GAMES, DO YOU EASILY REVERT TO, FOR LACK OF A BETTER TERM, A FOOTBALL FAN AND JUST WATCH THE GAME FROM THAT PERSPECTIVE, OR DO YOU WATCH FROM A COACH'S PERSPECTIVE?**

Shurmur: "I'm always watching the games with the idea that this is what we'd do with that team. Obviously, the Bears and the Lions are going to play each other, and we played both teams. We know both teams pretty intimately. We just played the Bears here less than a week ago. So, obviously we have knowledge of the teams that are playing, so you watch them that way."

**Q: I'M KNOCKING ON WOOD. [DANIEL] JONES HAS NOT THROWN AN INTERCEPTION IN EXACTLY 100 PASSES, COVERING TWO AND A HALF GAMES. IS THAT AN INDICATION THAT HE'S MAKING GOOD DECISIONS? THAT'S NOT EASY TO DO FOR ANY QUARTERBACK, GO 100 PASSES WITHOUT AN INTERCEPTION, LET ALONE A ROOKIE QUARTERBACK.**

Shurmur: "I think he's making good decisions. You certainly want him to get a couple more completions. We want some more touchdowns. But once we clean up some of those fumbles, I think he's making progress in terms of

his decision-making, his timing and his accuracy and all of those things."

**Q: WITH A YOUNG QUARTERBACK, ARE FUMBLES EASIER TO CLEAN UP THAN INTERCEPTIONS?**

Shurmur: "In some ways. Again, the fumble the other day (that was forced by Khalil Mack in Chicago) was not necessarily... We have to do a better job of protecting. Certainly, get the ball off, in that case, maybe just a touch quicker. That's probably the deal there. He's fallen victim a couple of times trying to get the ball off on time and being hit too quickly. Then there's a couple of other times when he's held the ball. He's trying to throw a screen pass to Saquon (Barkley) in one of the games, and he's holding onto it a little bit too long. He'll learn that he can't do that. Then there were a couple, in his first game against Dallas, he fumbled the ball running outside the pocket, like a running back. Then he had another one later in the season off of a good scramble that would have been a first down, where you just have to secure the ball. Those are obviously things you can clean up."

**Q: SAQUON SPOKE IN THE LOCKER ROOM AND SAID HE'S FINE PHYSICALLY AND EVEN TOLD A REPORTER, "DON'T TRY TO MAKE EXCUSES FOR ME." I DON'T KNOW TO WHAT EXTENT HIS ANKLE BOTHERED HIM WHEN HE FIRST CAME BACK, BUT AS YOU LOOK AT HIM NOW, DO YOU SEE GLIMPSES OF THE SAQUON YOU SAW LAST SEASON — HITTING THE HOLE, THE CUTTING, THAT EVERYONE WAS LOOKING FOR?**

Shurmur: "I think he's like all of our players. We're fighting through a tough season, and we're all trying to do everything in our power to perform at a high level and win a game."

**Q: THE OTHER DAY, THE BEARS AVERAGED JUST 2.5 YARDS ON THEIR 26 CARRIES, THE LOWEST BY A GIANTS OPPONENT WITH THAT MANY CARRIES IN 12 YEARS. THE PREVIOUS GAME, THE JETS AVERAGED JUST A LITTLE BIT OVER 2.5 YARDS PER CARRY. WHY DO YOU THINK THE RUN DEFENSE HAS STEPPED UP RECENTLY, POSTING GOOD NUMBERS IN FOUR OF THE LAST FIVE GAMES?**

Shurmur: "Well, we've done a better job of playing good team defense. That's really what it becomes. Everyone has to defeat their block, address their gap and then tackle the runner. I think we've done a better job playing team defense."

**Q: WHEN YOU HAVE [COREY] BALLENTINE, [SAM] BEAL AND JULIAN LOVE ALL ON THE FIELD AT THE SAME TIME, YOU'RE ESSENTIALLY PLAYING THREE**



**ROOKIES WITH ALMOST NO EXPERIENCE. OBVIOUSLY, YOU'RE LOOKING AT THEM TO PLAY AT A HIGH LEVEL, BUT WHEN THEY HAVE SO LITTLE EXPERIENCE, DO YOU HAVE TO ACCEPT THE FACT THAT THERE'S GOING TO BE SOME GROWING PAINS?**

Shurmur: "There's always growing pains. Obviously, we have a lot of rookies playing. It seems like we add a new rookie every week. Last week, Julian Love played an extended amount of time. Unfortunately, if Jabrill (Peppers) can't go this week, then he'll be inserted as a starter. Kaden Smith played as a tight end last week for the very first time as a rookie. It's never okay to make mistakes. They need to understand the urgency of not making mistakes. But certainly, anytime these guys are doing things for the first time, things pop up."

**Q: YOU HAVE THOSE GUYS ON DEFENSE, AND KADEN, DARIUS (SLAYTON) AND DANIEL ARE STILL ROOKIES. YOU HAVE A LOT OF YOUNG PLAYERS.**

Shurmur: "Will's (Hernandez) only a second-year player, Saquon's a second-year player. We've got a great deal of first and second-year players. I think we're well into the 20s now of rookies and second-year players that have started."

**Q: ALDRICK ROSAS CLEARLY STILL HAS A STRONG LEG AND MUCH TALENT. HE WENT THROUGH THIS A COUPLE YEARS AGO, MISSING A KICK IN FIVE CONSECUTIVE GAMES AND CAME BACK AND HAD A PRO BOWL SEASON LAST YEAR. WHAT CAN YOU, AS HIS COACH, DO TO HELP HIM GET OVER THIS MENTAL HURDLE OR WHATEVER IT IS?**

Shurmur: "Well, a player in a situation like this, he sort of has to get over it himself. But we as coaches, what we try to do is practice. Practice well, warm up well, and help him develop the confidence that he needs. It's a matter of just doing everything fundamentally right and doing it over and over and over. Then he will be more successful."

**Q: THE ONE THING THAT KIND OF GOT OVERLOOKED, THE FIELD GOALS WERE BOTH CLOSE, HE REALLY OUGHT TO MAKE THEM. BUT THE OUT-OF-BOUNDS KICKOFF AT THE START OF THE SECOND HALF WAS VERY UNCHARACTERISTIC OF HIM, WASN'T IT?**

Shurmur: "Definitely. They did it to start the game. It's not something that you expect. It's certainly something that we have to eliminate."

**Q: YOU BROUGHT [WIDE RECEIVER] DA'MARI SCOTT UP TO THE ACTIVE ROSTER. HE PLAYED A LITTLE BIT FOR BUFFALO LAST YEAR. WHAT HAVE YOU SEEN IN HIM AND IS THAT BECAUSE YOU'RE A LITTLE UNSURE ABOUT GOLDEN (TATE) THIS WEEK?**

Shurmur: "We have a couple of guys that are going to rush

to make it to game day that actually serve in the return role as well, with Jabrill and Golden. Da'Mari Scott has that return ability, and then if for some reason Golden's not able to go, he'll help being able to fill in as a wideout."

**Q: WE'RE EXPECTED TO GET BAD WEATHER ON SUNDAY WHEN WE PLAY THE PACKERS - RAIN, MAYBE SNOW AND ICE. YOU'VE PLAYED MANY GAMES IN POOR CONDITIONS. DO YOU PRACTICE WITH A WET BALL TO PREPARE FOR IT?**

Shurmur: "We will. That's partly what warmups are for, but we've done it in the past. I think guys just need to learn how to handle the ball. We've practiced it throughout. They've always practiced it. That's part of what warmups are as well, to get used to that."

**Q: THE PACKERS HAVE ONLY EIGHT GIVEAWAYS ALL YEAR. [AARON] RODGERS HAS TWO INTERCEPTIONS IN 380 THROWS. WE KNOW HOW TALENTED HE IS, BUT BECAUSE HE'S SEEN SO MUCH, IS IT JUST HARD TO GOAD HIM INTO THINGS, TO FOOL HIM?**

Shurmur: "I think it's a combination of things with Aaron Rodgers. He's obviously very talented. After what, 15 years, you've seen about as much as you can see. I'm sure he has a good feel for who his skill players are, and he's smart about what he does with the ball."

**Q: [RUNNING BACK AARON] JONES HAS 17 TOUCHDOWNS IN HIS LAST 17 GAMES. DO YOU HAVE TO FOCUS ON HIM MAYBE MORE THAN MOST OTHER RUNNING BACKS YOU PLAY?**

Shurmur: "No. Obviously, he'll be the focal point of stopping the run. Then we have to corral him when they throw the ball to him, do a good job of covering him. He's an outstanding player. Seventeen touchdowns in 17 games is pretty good."

**Q: ONE THING THAT STANDS OUT ABOUT THEIR WIDEOUTS AND TIGHT ENDS IS MOST OF THEM ARE VERY TALL - 6-4, 6-3. DOES HEIGHT IN AND OF ITSELF PRESENT A PROBLEM?**

Shurmur: "It can. When you get matched up, if you're not as tall as them, certainly, they can play above the rim on you. It's part of how they execute their offense. It's going to be a challenge. We have to be real smart about how we cover. We can't let that height become an issue."

**Q: DEFENSIVELY, BLAKE MARTINEZ ALWAYS SEEMS TO PUT UP HUGE TACKLE NUMBERS [GREEN BAY LISTS HIM WITH 141 THIS SEASON]. WHEN YOU WATCH TAPE OF THE PACKERS, IS HE NOTICEABLY MAKING PLAYS ALL OF THE TIME?**

Shurmur: "He is. He's very instinctive. He's obviously presented in the middle of their defense. He's able to make

plays on both sides of the formation. He's an experienced player, and he does what a linebacker has to do, tackle. He's a very steady, sure tackler. Not surprising."

**Q: THE SMITHS – PRESTON AND ZA'DARIUS – HAVE COMBINED FOR 21.5 SACKS. WHEN YOU HAVE PLAYERS ON EITHER SIDE THAT HAVE 10 SACKS, HOW HARD IS IT TO CONTAIN THEM? YOU CAN'T DOUBLE BOTH OF THEM, CAN YOU?**

Shurmur: "We faced the same situation last week with (Khalil) Mack and (Leonard) Floyd. Chicago had two outstanding rushers. Both of these guys have had an impact on the game lately. We have to do a good job of blocking them."